

Schrock[™]
boutique series

DOOR STYLES & FINISHES

Schrock[™]

boutique series

FINELY CRAFTED.
BEAUTIFULLY PERSONALIZED.[™]

Your home reveals your cultured tastes, personal interests and appreciation for all things beautiful. Surround yourself with the character, color and artisanal craftsmanship found in the curated collection of doors from the Schrock Boutique[™] Series.

KIRKWOOD Beaded Inset Maple Sterling White Paint (perimeter)
Quartersawn Oak Driftwood Stain (island)



Brennan
Full Overlay
5-Piece Drawer Front
ACMQRW



Brennan
Full Overlay
Slab Drawer Front
ACMQRW



Brennan
Inset*
Slab Drawer Front
ACMQRW



Brennan
Beaded Inset*
Slab Drawer Front
ACMQRW



Denton
Full Overlay
5-Piece Drawer Front
ACMQRW



Denton
Full Overlay
Slab Drawer Front
ACMQRW



Huxley
Full Overlay
5-Piece Drawer Front
ACMQRW



Huxley
Full Overlay
Slab Drawer Front
ACMQRW



Kirkwood
Full Overlay
5-Piece Drawer Front
ACMQRW



Kirkwood
Full Overlay
Slab Drawer Front
ACMQRW



Kirkwood
Inset*
Slab Drawer Front
ACMQRW



Kirkwood
Beaded Inset*
Slab Drawer Front
ACMQRW



Delaney
Full Overlay
5-Piece Drawer Front
ACMQRW



Delaney
Full Overlay
Slab Drawer Front
ACMQRW



Delaney
Inset*
Slab Drawer Front
ACMQRW



Delaney
Beaded Inset*
Slab Drawer Front
ACMQRW



Garrett
Full Overlay
5-Piece Drawer Front
ACMQRW



Garrett
Full Overlay
Slab Drawer Front
ACMQRW



Garrett
Inset*
Slab Drawer Front
ACMQRW



Garrett
Beaded Inset*
Slab Drawer Front
ACMQRW



Lorrina
Full Overlay
5-Piece Drawer Front
ACMQRW



Lorrina
Full Overlay
Slab Drawer Front
ACMQRW



Lorrina
Inset*
Slab Drawer Front
ACMQRW



Lorrina
Beaded Inset*
Slab Drawer Front
ACMQRW



Pleasant Hill
Full Overlay
5-Piece Drawer Front
ACMQRW



Pleasant Hill
Full Overlay
Slab Drawer Front
ACMQRW



Pleasant Hill
Inset*
Slab Drawer Front
ACMQRW



Pleasant Hill
Beaded Inset*
Slab Drawer Front
ACMQRW



Tanner
Full Overlay
5-Piece Drawer Front
ACMQRW



Tanner
Full Overlay
Slab Drawer Front
ACMQRW




Tanner
Inset*
Slab Drawer Front
ACMQRW




Tanner
Beaded Inset*
Slab Drawer Front
ACMQRW



Prestley
Full Overlay
Slab Drawer Front
ACMQW D



Prestley
Inset
Slab Drawer Front
D



Prestley
Beaded Inset
Slab Drawer Front
D



Shaydon
Full Overlay
5-Piece Drawer Front
ACMQRW



Shaydon
Full Overlay
Slab Drawer Front
ACMQRW



Shaydon
Inset*
Slab Drawer Front
ACMQRW



Shaydon
Beaded Inset*
Slab Drawer Front
ACMQRW



Vaughn
Full Overlay
5-Piece Drawer Front
ACMQRW



Vaughn
Full Overlay
Slab Drawer Front
ACMQRW



Vaughn
Inset*
Slab Drawer Front
ACMQRW



Vaughn
Beaded Inset*
Slab Drawer Front
ACMQRW



Kennedy
Full Overlay
5-Piece Drawer Front
ACMQRW



Kennedy
Full Overlay
Slab Drawer Front
ACMQRW

*Additional drawer front options are available. Ask your designer for details.

Also available in Trademark™ Series.

Paints*

AVAILABLE ON MAPLE, MDF AND QUARTERSAWN OAK



White



Sterling White



Icy Avalanche



Agreeable Gray



Mindful Gray



Limestone



Cloud



Juniper Berry



Dover



Coconut



Egret



Sea Salt



Escape Gray



Coastal Plain



Retreat



Lambswool



Living Greige



North Star



Interesting Aqua



Seaside



Abyss



Serious Gray



Distance



Maritime



Naval



Peppercorn



Moonstone



Foxhall Green



Forest Floor



Black

*When Maple painted finishes (Paints, Sherwin-Williams or Brushed Technique) are specified, the center panels of the selected style may be constructed of Medium Density Fiberboard (MDF). MDF provides a smoother finish when painted, and is more resistant to warping, expansion, and contraction.



SHERWIN-WILLIAMS®

With more than 2000 paint colors available from the Sherwin-Williams color palette to enhance your Maple, MDF or Quartersawn Oak door style, you'll be sure to find a color that is beyond ordinary. Layer a Penned Glaze or Brushed Finish for a true artistic interpretation. Please see your designer for details and exclusions.



Penned Glazes for Paints*

Shown on Maple Coconut, available on most paints. See your designer for details.



Meringue
(M)



Nougat
(M)



Toasted Almond
(M)



Amaretto Crème
(M)




Grey Stone
(M)




Smoked Caviar
(M)

Brushed Finishes for Paints*


Shown on Maple Coconut, available on most paints. See your designer for details.



Lakeshore
(M) (D)




Nightfall
(M) (D)




Timber
(M) (D)

Specialty Finishes


Shown on Maple, available on species as indicated.




Alpaca
(M) (Q) (W)




Dunes
(A) (C) (R) (Q) (W)




Driftwood
(A) (C) (M) (R) (Q) (W)




Thicket
(A) (C) (R) (Q) (W)




Worn Beachglass
(M) (Q)




Beachglass
(M) (Q)




Cigar Box
(A) (C) (R) (Q) (W)




Balsamic Ombre
(A) (C) (R) (W)




Cordial Ombre
(A) (C) (R) (W)



Poppyseed
(M) (W)



Worn Black
(M)



Black Canyon
(M)

*When Maple painted finishes (Paints, Sherwin-Williams or Brushed Technique) are specified, the center panels of the selected style may be constructed of Medium Density Fiberboard (MDF). MDF provides a smoother finish when painted, and is more resistant to warping, expansion, and contraction.

stains

Shown on Maple, available on species as indicated.

(A) ALDER (M) MAPLE (R) RUSTIC ALDER (D) MDF
(C) CHERRY (Q) QUARTERSAWN OAK (W) WALNUT



Natural
(A) (C) (M) (R) (Q) (W)



Sandpiper
(A) (C) (M) (R) (Q) (W)



Single Malt
(A) (C) (M) (R) (Q) (W)



Sahara
(A) (C) (M) (R) (Q) (W)



Cattail
(A) (C) (M) (R) (Q) (W)



Havana
(A) (C) (M) (R) (Q) (W)



Marsala
(A) (C) (R) (W)



Tundra
(A) (C) (M) (R) (Q) (W)



Rodeo
(A) (C) (M) (R) (Q) (W)



Henna
(A) (C) (M) (R) (Q) (W)



Chocolate
(A) (C) (M) (R) (Q) (W)



Boardwalk
(A) (C) (M) (R) (Q) (W)



Buckskin
(A) (C) (M) (R) (Q) (W)



Morel
(A) (C) (M) (R) (Q) (W)



Mustang
(A) (C) (R) (W)



Seal
(A) (C) (R) (Q) (W)



Colt
(A) (C) (M) (R) (Q) (W)



Boulder
(A) (C) (M) (R) (Q) (W)



Thatch
(A) (C) (M) (R) (Q) (W)



Stout
(A) (C) (M) (R) (Q) (W)

stains with Cerused Finishes



Buckskin Brindle
(Q) (W)



Buckskin Roan
(Q) (W)



Morel Brindle
(Q) (W)



Morel Roan
(Q) (W)



Seal Brindle
(Q) (W)



Seal Roan
(Q) (W)

stains with Flooded Glazes

Shown on Maple, available on species as indicated.

In the flooded glaze process, the glaze material is sprayed onto the entire cabinet door and is then wiped off everywhere except in the highlight areas.



**Ruddy
Toasted Almond**
(A)(C)(R)(W)



**Rye
Toasted Almond**
(A)(C)(M)(R)(Q)(W)



**Natural
Toasted Almond**
(A)(C)(M)(R)(W)



**Sandpiper
Amaretto Crème**
(A)(C)(R)(W)



**Rye
Amaretto Crème**
(C)(W)




**Marsala
Amaretto Crème**
(A)(C)(R)(Q)(W)


stains with Penned Glazes

Shown on Maple Natural; available on most species and stains. See your designer for details.

In the penned glaze process, the glaze material is hand-applied to only to the highlighted areas.



**Natural
Toasted Almond**
(A)(C)(M)(R)(W)



**Natural
Amaretto Crème**
(A)(C)(M)(R)(W)

(A) ALDER (M) MAPLE (R) RUSTIC ALDER (D) MDF
(C) CHERRY (Q) QUARTERSAWN OAK (W) WALNUT

outside Edge Door Profile Options

Every Boutique™ Series door style offers several outside edge profiles to tailor your look. It's amazing how seemingly small changes make such a drastic difference in the appearance of a door. From simple and straight to traditionally detailed, check which options are available on the styles you love and select the shape that suits your vision.



PROFILE #10



PROFILE #12



PROFILE #14



PROFILE #17



PROFILE #18



PROFILE #27

sheen Options

A choice in sheen can significantly alter the appearance of a door, especially those finished with medium to dark paints and stains where matte finishes are more noticeable. We have paired a Standard Sheen (top) with our new Matte Sheen (bottom) on this Brennan Cherry Mustang door to illustrate the difference. Matte Sheen is available on all paints and stains.



Standard Sheen v. Matte Sheen

boutique series

Aging Techniques

Timeworn

This light distressing technique features random worm holes, tiny dents and light signs of wear to mimic the appearance of imperfections similar to those found on antiques.



Wormholes Dents Wear

Shown on painted finish



Wormholes Dents Wear

Shown on stained finish



Hewn

This subtle technique mimics finish wear that naturally develops over time, and features a continuous but light sand-through along the sharp profiles to highlight the distinctive details of each door and drawer front. Sand-through may vary in thickness around the perimeter of a single door and throughout the kitchen.



Light Sand-through

Shown on painted finish




Light Sand-through

Shown on stained finish



Extra Timeworn

This more aggressive technique includes random rasped corners and edges, worm holes, mars, splits, gouges, small dings and dents for an authentically worn look.



Wormholes Dents Rasping Mars & Splits

Shown on painted finish



Wormholes Dents Rasping Mars & Splits

Shown on stained finish



Extra Hewn

This more aggressive technique features burnished sand-through on corners and raised profiles along with sanding on sharp profiles to expose underlying wood for all species and colors in the Boutique line. Unlike, Hewn, Extra Hewn is a RANDOM sand-through technique varying the number of corners and raised profiles receiving burnished sand-through and the sanding of sharp profiles. As with normal aging, the worn edges will vary within individual doors and throughout the entire room.



Aggressive Sand-through

Shown on painted finish



Aggressive Sand-through

Shown on stained finish



Schrock™

uniquely yours.™



boutique™ series
Premium Semi-Custom Cabinetry



trademark™ series
Semi-Custom Cabinetry



entra™ series
Value Semi-Custom Cabinetry

Styles, product availability and construction may vary slightly from those shown in this book due to material availability and/or design evolution. Specifications are subject to change without notice. Customer service is available if your design requires verification of product availability and specifications.

Product photography and illustrations have been reproduced as accurately as printing technologies permit. To ensure highest satisfaction, we strongly recommend you view an actual sample for best color, wood grain and finish representation.

Schrock™ has a Limited Lifetime Warranty.

For terms and conditions, please visit: <https://www.schrock.com/warranty>

Front cover image: KIRKWOOD Beaded Inset Maple Sterling White Paint (perimeter) and Quartersawn Oak Driftwood Stain (island)



**National Forest
Foundation**



**Part of the
MasterBrand™
Family**

[schrock.com](https://www.schrock.com)

#SchrockCabinets

© 2020 MasterBrand Cabinets, Inc. All rights reserved.