Schrock™

boutique™ series

PRICE & SPECIFICATION GUIDE

July 2020

An electronic version of this book will be kept updated with all revisions at

www.mbci1touch.com

1106289930

(ANY REVISIONS TO THIS DOCUMENT WILL NOT BE PRINTED.)

©2020 MasterBrand Cabinets, Inc. All rights reserved.

BACK

Schrock™
boutique™ series

Customer Service
Phone: 800.730.0171
Fax: 877.333.7122

Account Information

Account Code:_____

Designer ID:_____

Sales Rep Name:_____

Sales Rep Phone Number:_____

Sales Rep E-mail:_____

Sales Rep Fax:_____

General Customer Service Inquiries
boutiquecs@masterbrand.com

Order Submission
boutiqueorders@masterbrand.com

Notes

Table of Contents

Index . . . . . A•2-A•15
Design Checklist & NKBA Guidelines . . . . . B•1-B•3
Characteristics of Wood . . . . . C•1
Door Styles . . . . . D•1-D•20
Finishes . . . . . E•1-E•12
Specifications & Dimensions . . . . . F•1-F•14
Modifications . . . . . G•1-G•53
Specialty Doors . . . . . H•1-H•27
Smart Solutions™ Reference Chart . . . . . I•1-I•2
Wall Cabinets . . . . . J•1-J•105
Wood Hoods & Hearths . . . . . K•1-K•26
Base Cabinets . . . . . L•1-L•109
Tall Cabinets . . . . . M•1-M•41
Microwave & Oven Cabinets . . . . . N•1-N•52
Office & Furniture Cabinets . . . . . O•1-O•40
Vanity Cabinets . . . . . P•1-P•67
Fillers & Panels . . . . . Q•1-Q•35
Mouldings & Embellishments . . . . . R•1-R•58
Kits & Hardware . . . . . S•1-S•18
Lighting . . . . . T•1-T•3
Specialty Collections . . . . . U•1-U•10
Policies & Forms . . . . . V•1-V•10

Description Index

How to Use Schrock Boutique Product Codes

Prefix letters:
Prefix letters are abbreviations for the type of cabinet or other unit being described. For example, **B** designates a **B**ase cabinet (such as a **B**12 L or R) and **W** designates a **W**all cabinet (as in a **W**1230 L or R).

Product code numbers:
Numbers in a product code describe cabinet dimensions in inches.

For wall, oven, and tall cabinets, the first two digits indicate width, while the last two digits indicate height. That is, a W1230 L or R is 12″ wide and 30″ high.

For base and vanity cabinets, digits indicate width only. For instance, a B12 L or R is a base cabinet that is 12″ wide.

Suffix letters:
Suffix letters in a product code designate standard options. For example, a B15**BB** L or R indicates a **Bread Board** option.
See the Modifications section of this catalog for a complete list of Schrock Boutique option suffixes and their meanings.

Contents By Description

Description	Code	Page Number
135° Corner Inside Base	BFH..CIA	L•88
135° Corner Inside Wall	W..CIA	J•89
135° Corner Outside Base	BFH..COA	L•87
135° Corner Outside Wall	W..COA	J•88
30″ SuperCabinet	BSC30PR, R, RP, RS, SR	L•20
36″ SuperCabinet	BSC36PRP, PRS, SRP, SRS	L•21
4 Zone Dimming Receiver	4ZONEDIMREC	T•1
4 Zone Wall Controller	4ZONECON	T•1
Abbey Column Insert - Bar	ABBEYCOLINST	R•49
Abbey Column Insert - Island	ABBEYCOLINS	R•49
Abbey Corbel Insert - Large	ABBEYCORINSL	R•28
Abbey Corbel Insert - Medium	ABBEYCORINSM	R•28
Abbey Corbel Insert - Small	ABBEYCORINSS	R•28
Abbey Crown Insert	ABBEYINS	R•7
Abbey Light Rail Insert	ABBEYINSS	R•7
Acanthus Decorative Onlays/Overlays	ACOVLY	R•21
Acanthus Decorative Ornaments	ACO	R•21
Acanthus Foot	ACANFOOT	R•30
Acanthus Leg	ACANTHUSLEG	R•41
Acanthus Rosette	ROSETTEACA	R•16
Accessory Nail	ACCNAIL	R•16
Add Drawer Below Wall Unit Modification	ADRW	G•18
Add Exterior Cool Light to Bottom of Wall Cabinet	EXT.BTM.LGT.C	T•3
Add Exterior Warm Light to Bottom of Wall Cabinet	EXT.BTM.LGT.W	T•3
Add Interior Light to All Openings of Cabinet	INT.ALL.LGT	T•2
Add Interior Light to Bottom Opening of Cabinet	INT.BTM.LGT	T•3
Add Interior Light to Middle and Bottom Openings of Cabinet	INT.MID.BTM.LGT	T•3
Add Interior Light to Middle Opening of Cabinet	INT.MID.LGT	T•2
Add Interior Light to Single Opening Wall Cabinet or Corner Base Cabinet	INT.LGT	T•2
Add Interior Light to Top and Bottom Openings of Cabinet	INT.TOP.BTM.LGT	T•3
Add Interior Light to Top and Middle Openings of Cabinet	INT.TOP.MID.LGT	T•3
Add Interior Light to Top Opening of Cabinet	INT.TOP.LGT	T•2
Add Shelf Modification	ADD..SHLF	G•37
Add Toekick Modification	ADDTK	G•29
Aluminum Door Modification	AF	G•14
Angled Base End Panel	BEP	Q•15
Angled Corner Sink Base	ACS	L•53
Angled Corner Sink Base w/Tilt-out Tray	ACS..ST	L•54
Angled Corner Sink Front	ACSF	L•55
Angled Corner Sink Front Bottom	ACSFB	L•52
Angled End Wall Cabinet Double Door	AEW	J•80, J•84
Angled End Wall Cabinet Double Door w/Face Frame & Door on End	AEWFFD	J•81, J•85
Angled End Wall Cabinet Single Door	AEW	J•78, J•82
Angled End Wall Cabinet Single Door w/Face Frame & Door on End	AEWFFD	J•79, J•83
Angled Fillers	FB, FO, FU, FV, FW	Q•13
Angled Soffit Trim Moulding	ASTM	R•5
Angled Tall End Panels	TEP	Q•15
Angled Wall End Panel	WEP	Q•14
Apex Leg	APEXLEG	R•41
Arch Valance	AV	R•18
Art Corbel	CORBELART	R•26
Arts & Crafts Corbel	CORBELART	R•26
Arts & Crafts Open Corbel	CORBELARTO	R•26
Asymmetrical Base Easy Reach	BER	L•69
Asymmetrical Easy Reach Wall Corner	ER	J•64-J•65
Attach Toekick Modification	ATTTK	G•29
Authentic Flush End Modification	AUTH	G•25
Authentic Panels	DAAUTHENTIC	Q•28
Automatic Opening Mechanism Activation Switch	AOMACTSWITCH	S•13
Automatic Opening Mechanism Cable Clip	AOMCABLECLIP	S•13
Automatic Opening Mechanism Cable Connector	AOMCABLECONN	S•13
Automatic Opening Mechanism Cable End Protector	AOMCABLEPROT	S•13
Automatic Opening Mechanism for Lift Up Systems Modification	AOMD	G•9
Automatic Opening Mechanism for Wastebaskets Modification	AOMBWB	G•9
Automatic Opening Mechanism Universal Cable	AOMCABLE	S•13
Band All Edges Modification	BND.ALL	G•8
Banding Location Modification	BND.FRT	G•8
Bar Leg	SBARLEG	R•35
Bar Leg, Square	SQBARLEG	R•35
Baroque Bracket	BRACKETBAROQUE	R•24
Baroque Column	BARISLCOLUMN	R•45
Baroque Valance	BARV	R•18
Base	B	L•3
Base Angled Cabinet	BAC	L•86
Base Bottle Storage Kit	BBSKIT18	S•2
Base Box Column Pull-out, Overlay	BBCPO..OL	L•91
Base Box Column Pull-out, Plain	BBCPO	L•90
Base Buffet	B..B	L•4
Base Buffet w/Roll Trays	B..RTB	L•20
Base Built-in Microwave Cabinet w/Drawer	BBMWD	N•13
Base Can Storage Kit	BPPKIT..PG	S•2
Base Combination Drawer Cabinet	BCD	L•36
Base Container Organization Pantry	BCOPP	L•94
Base Cooking Center w/Bread Board	BCC..BB	L•37
Base Corner	BC	L•59
Base Corner Full Width	BCFW	L•60
Base Corner Full Width Peninsula	BCFW..P	L•67
Base Corner Full Width Pull-out	BCFW..PO	L•62
Base Corner Full Width w/Arched Pull-out	BCFW..CPO	L•63
Base Corner Full Width w/Roll Trays & Swing-out	BCFW..SP	L•63
Base Corner Peninsula	BCP	L•82
Base Corner Pull-out	BC..PO	L•61
Base Dishwasher Cabinet	BDW	L•51
Base Double Door w/Four Split Drawers	B4D	L•18-L•19
Base Double Door w/Four Split Drawers & Roll Tray	B4D..RT	L•18
Base Double Door w/Four Split Drawers & Roll Trays	B4D..RT	L•19
Base, Drop-in Range	B..DR	L•56
Base Easy Access Storage	BEAS	L•15
Base Easy Reach	BER	L•70

Description	Code	Page Number
Base Easy Reach w/Lazy Susan	BER..S	L•73
Base Easy Reach w/Reduced Shelf	BER..RS	L•71
Base End Cabinet	BEC	L•85
Base End Panel	BEPF..WD, BEPWD	Q•14
Base Fillers	FB	Q•2
Base Fluted Fillers	FFB	Q•4
Base Half Round End Shelf	BHRES	L•101
Base Lazy Susan	BLS	L•68
Base Message Center	BMC	L•109
Base Microwave Cabinet w/Deep Drawer	BMWD..DD	N•14
Base Microwave Cabinet w/Drawer	BMWD	N•13
Base Microwave Cabinet w/Roll Tray(s)	BMW..RT	N•12
Base Open Basket Kits	BASKET	S•3
Base Open Basket w/Arched Valance	BOB..AV	L•90
Base Open Cabinet w/Car Siding Back	BOCB	L•107
Base Open Cabinet w/Car Siding Back & Drawer	BODB	L•108
Base Open Cabinet w/Plain Back	BOCP	L•107
Base Open Cabinet w/Plain Back & Drawer	BODP	L•108
Base Oven Cabinet	BO..AC	N•15
Base Oven Cabinet w/Lower Drawer	BO..LD	N•16
Base Oven Trimmable Cabinet	BO	N•14
Base Overlay Fillers	OFB	Q•9
Base Pans Storage	BPS..KIT	S•3
Base Pantry Can Storage	BPCS	L•37
Base Pantry Pull-out	BPP	L•91
Base Peninsula	B..P	L•80
Base Pots & Pans Pull-out	BPPP	L•35
Base Pots & Pans Storage	BPS	L•35
Base Quarter Round End Shelf	BQRES	L•101
Base Rotating Deep Bin	BRDB	L•77
Base Shoe Moulding	BSM	R•9
Base Sliding Door Island Cabinet	B..SDI	L•79
Base Sliding Door Island Cabinet w/Sliding Desk	B..SDIDSK	L•79
Base Spice Drawer	BSD	L•100
Base Spice Pull-out	BSP..PG	L•92
Base SuperCabinet Gourmet	BSCG	L•22
Base Transition Cabinet	BTC	L•84
Base Tray Divider Pantry Pull-out	BTDPP	L•93
Base Utensil Pantry Pull-out	BUPP	L•92
Base Utensil Pantry Pull-out w/Knife Block	BUPPKB	L•93
Base Wastebasket	BWB	L•95
Base Wastebasket Full Height	BWB..FH	L•96
Base Wastebasket Full Height w/Roll Tray	BWB..FHRT2	L•97
Base Wastebasket Lid	BWBFHLID, BWBLID	S•12
Base Wastebasket w/Bread Board	BWB..BB	L•97
Base Wastebasket w/Charging Drawer	BWB..CHGDRW	L•99
Base Wastebasket w/Wood Tiered Cutlery Divider	BWB..WTCD	L•98
Base Wastebasket w/Wood Tiered K-Cup Drawer	BWB..KCUP	L•98
Base Wine Cubby	BWC	L•100
Base w/Bottle Storage	BBS	L•101
Base w/Bread Board	B..BB	L•4
Base w/Charging Drawer	B..CHGDRW	L•5
Base w/Cutlery Insert Wood Dividers	B..CIW	L•9
Base w/Cutlery Insert Wood Dividers & Roll Trays	B..RTCIW	L•10
Base w/Drawer & Lid Organizer & Roll Trays	B..RTLO	L•36
Base w/Food Storage Container Organizer	B..FSCO	L•11
Base w/Mixer Shelf	B..FHMIXSC	L•89
Base w/Plastic Storage Bins	B..PSB	L•89
Base w/Reduced Depth Roll Trays, Drop-in Range	B..RTDR	L•57
Base w/Roll Trays	B..RT	L•6
Base w/Roll Trays & Charging Drawer	B..CHGDRWRT	L•7
Base w/Roll Trays, Drop-in Range	B..RRTDR	L•57
Base w/Roll-out Tray Divider	B..TDRO	L•84
Base w/Spice Drawer	B..SD	L•94
Base w/Tray Divider	TD	L•83
Base w/Two Split Drawers	B2D	L•16
Base w/Two Split Drawers & Roll Tray	B2D..RT	L•17
Base w/Wood Tiered Cutlery Divider	B..WTCD	L•7
Base w/Wood Tiered Cutlery Divider & Roll Trays	B..RTWTCD	L•8
Base w/Wood Tiered K-Cup Drawer	B..KCUP	L•10
Base w/Wood Tiered K-Cup Drawer & Roll Trays	B..KCUPRT	L•11

Description	Code	Page Number
Baseboard Moulding Sculpted	BBMSC	R•9
Baseboard Moulding Shaker	BBMSH	R•9
Bath Base Cabinet	BCB..NTK	P•53
Bath Channel Wall Mirror	BCCWM	P•66
Bath Drawer Sink Base	BCDB	P•59
Bath Drawer Sink Vanity	BCDRW	P•60
Bath Drawer Sink Vanity Platform	BCPLATFORM	P•60
Bath Drop Tray Sink Base	BCBDT..NTK	P•60
Bath Feet	FOOTMETAL	P•67
Bath Framed Wall Mirror	BCFWM	P•66
Bath Glass Shelf	GSK	S•7
Bath Grooming Pull-out Kit	GPOKIT	P•67
Bath Hamper Kit	HAMPERKIT	P•66
Bath Hamper Sink Base	BCBH..D	P•56
Bath Mirror Wall Pull-out	VMP	P•66
Bath Sink Base Cabinet w/Doors	BCBCD	P•55
Bath Sink Base Cabinet w/Shelf	BCBCO	P•54
Bath Sink Wall Tower	BCWT	P•53
Bath Storage Tower	BCST	P•61
Bath Storage Tower Double Drawer	BCSTDRW	P•64
Bath Storage Tower Single Drawer	BCSTDRW	P•62-P•63
Bath Tank Topper	BCTT	P•65
Bath Tank Topper Open Shelf	BCTTOS	P•65
Bath Two Drawer Sink Base	BC2DB	P•59
Bath Wall Hung Sink Console	BCWHC	P•52
Bath Wall Hung Sink Drawer Base	BCWHDB	P•56-P•57
Bath Wall Hung Sink w/Grooming Pull-out	BCWHDBPO..D	P•58
Beaded Inset Door Modification	BEADED	G•12
Beveled Edge Moulding	TCM	R•7
Bijou Bun Foot	BIJBUNFOOT	R•32
Bottom Valance Rail Modification	BVR	G•18
Box Column Fillers, Base	B..BCFP	Q•11
Box Column Fillers, Office	O..BCFP	Q•11
Box Column Fillers, Tall	T..BCFP	Q•12
Box Column Fillers, Vanity	V..BCFP	Q•11
Box Column Fillers, Wall	W..BCFP	Q•10
Braided Moulding	BRAIDM	R•6
Bread Board	BBOARDKIT	S•3
Built-in Oven Microwave Cabinet	OMC..AC	N•22-N•26
Built-in Double Oven Cabinet	OCD..AC	N•47-N•50
Built-in Single Oven Cabinet	OCS..AC	N•39-N•42
Built-in Single Oven Cabinet w/Drawers	OCSD..AC	N•31-N•34
Bunn Foot	RDBUNNFOOT	R•29
Cabinet Box Only Modification	CBO	G•19
Cabinet Care Kit (PURE&SIMPLE™)	CABCLEANKIT	S•16
Cabinet Case Only Modification	CCO	G•19
Cabinet False Panel Modification	CFP	G•31
Cabinet Frame Only Modification	CFRMO	G•20
Cabinet Front Only Modification	CFNTO	G•20
Cabinet No Door Modification	CND	G•20
Cabinet Panel Edge	CPE	R•9
CabMat	CABMAT	S•13
CabMat Modification	CMAT	G•37
CabMat Vanity	CABMATV	S•14
Cap Moulding	CAPM	R•4
Car Siding	CSDG	Q•21
Car Siding Back Modification	CSDGBK	G•37
Car Siding Flush Panel End Modification	CSFPE	G•25
Celtic Bracket	BRACKETCELTIC	R•24
Celtic Corbel	CORBELCELTIC	R•26
Celtic Foot	CELTICFOOT	R•30
Center Beaded Moulding	CBEADM	R•6
Charging Drawer	CHGDRW	S•6
Charging Drawer Modification	CHGDRW	G•38
Charleston Bead Column w/Foot	WFOOTCHARLESTON	R•47
Charleston Bead Column, Double Square	DBLSQCHARLESTON	R•48
Charleston Pedestal	CHARLESESPED	R•44
Chrome Hamper	HAMPERKIT	S•12
Classic Bun Foot	CLBUNNFOOT	R•29
Classic Revival Corbel	CORBELCLREV	R•26
Classic Tall Crown Moulding	CLTCROWN	R•2

Description Index

Description	Code	Page Number
Classic Wood Hood Arch	WHA	K•3
Classic Wood Hood Chimney	WHC	K•4
Classic Wood Hood Square	WHS	K•4
Clipped Corner Modification	CLIP	G•20
Clipped Corner Wood Tops Modification	WTCLIP	G•35
Concave Light Rail Moulding	CNVLRAIL	R•5
Contemporary Cap	CONCAP	R•48
Contemporary Light Rail Moulding	JINSERTLRC	R•5
Cooking Utensil Divider	CUD	S•4
Cooking Utensil Divider	CUDD	S•3
Corner End Panels	BEP, TCEP, WEP	Q•23
Corner Sink Base without Shelf	CS	L•68
Corner Strap	APEXSTRP	R•24
Corner Tall Moulding	DCM	Q•23
Cornice Tall Crown Moulding	COTCROWN	R•2
Cosmo Foot	COSFOOT	R•30
Countertop Support	SBS	R•23
Country Sink Base Cabinet	CNTYSB	L•48
Country Sink Base w/CabMat	CNTYSB..CM	L•49
Cove Crown Moulding	COVECROWN	R•2
CPU Base	CPU	Q•25
Craftsman Bun Foot	CRFTSMNBUNFOOT	R•32
Craftsman Corbel	CORBELCRAFT	R•25
Craftsman Corbel Open	CORBELCRAFTO	R•24
Craftsman Door Modification	CCG, CCP	G•14
Craftsman Foot	CRFTSMNFOOT	R•31
Craftsman Foot, Corner	CRFTSMNFOOTC	R•32
Create-A-Crown Insert	INSERTFRM	R•4
Criss Cross Wine Rack Material	WNRMAT	Q•20
Crown Moulding	SWCRM	R•2
Cut-for-glass Modification	CG	G•14
Cutlery Divider	CIW	S•5
Deco Baseboard Moulding	DECOBBM	R•9
Decorative Baseboard Moulding	BBM	R•9
Decorative Pulls & Knobs	KNOB, PULL	S•17-S•18
Deep Roll Tray Kit	DDGK..FXSRTPG, DRT..SP	S•9
Deep Roll Trays Modification	DRT	G•31
Dentil Moulding	MDENTIL8	R•6
Desk Door Drawer Base	DDO	Q•22
Desk Drawer Base	DDR	Q•24
Desk File Drawer Base	DF3D	Q•24
Desk File Drawer Base	DFD	L•102
Desk Office Base w/Full Height Doors	DO..FH	Q•23
Diagonal Base w/Full Height Door & Lazy Susan	DAB..S	L•73
Diagonal Base w/Full Height Door & Super Lazy Susan	DAB..SLS	L•75
Diagonal Base w/Full Shelf	DAB..FS	L•70
Diagonal Corner Sink Base without Shelf	DAB	L•69
Diagonal Wall	DW, DW..D	J•66
Diagonal Wall Peninsula	DW..P	J•73
Diagonal Wall w/Appliance Garage & Lazy Susan Open Bottom	DW..DS	J•70
Diagonal Wall w/Appliance Garage Open Bottom	DW..D	J•69
Diagonal Wall w/Full Height Door	DW..FH	J•67
Diagonal Wall w/Lazy Susan	DW..DS, DW..S	J•70
Diagonal Wall w/Vertical-lift	DW..AG	J•71
Diagonal Wall w/Vertical-lift & Lazy Susan	DW..AGS	J•72
Dishwasher Panel	DWPWD	Q•20
Door Only	DOORONLY	H•1
Door Rail Material	CGRAIL, DRRAILCROSS, DRRAILEND, DRWRAILCROSS, DRWRAILEND, MUNTIN	Q•23
Double Hook Black	EEHDB	Q•8
Double Hook Nickel	EEHDN	Q•8
Double Outlet Cover	DOC	R•50
Double Oven Trimmable Cabinet	OCD	N•35-N•36
Double Oven Trimmable Cabinet w/Deep Drawer	OCD..DD	N•51-N•52
Double Rocker Plate	DRP	R•50
Double Switch Plate	DSP	R•50
Double Vanity Sink Base	VSBD	P•37
Double Vanity Sink Base w/Four Drawers	4VSD	P•37-P•38
Drawer Front Flat 5-piece Inset Modification	DFF5PCINS	G•10
Drawer Front Flat 5-piece Modification	DFF5PC	G•10
Drawer Front Flat 5-piece w/Slab Top Modification	DFF5PCSLBT	G•10
Drawer Front Only	DRWFRTONLY	H•1
Drawer Front Raised 5-piece Inset Modification	DFR5PCINS	G•11
Drawer Front Raised 5-piece Modification	DFR5PC	G•11
Drawer Front Raised 5-piece w/Slab Top Modification	DFR5PCSLBT	G•11
Drawer Front Slab Modification	DFSLB	G•11
Drawer Front Slab Top Modification	DFSLBT	G•12
Ductless Conversion Kit	CONVERSION, FILTER	K•15
Easy Reach Wall Corner	ER	J•64
Edgebanding	BANDVEN	S•15
End Extended Back Modification	EXBK	G•25
End Panels - Full Overlay	BEPOF..WD, TEP..OF3WD, WEPOF..WD	Q•15
English Country Car Siding Paneling	BP..VG	Q•19
English Country Car Siding Skins	BEPS..VG, TEPS..VG, VEPS..VG, WEPS..VG	Q•19
English Country Island Column	ENGISLCOLUMN	R•44
English Country Island Quartered Column	ENGISLQTRCOL	R•44
English Country Leg	ENGCNTYLEG	R•37
Entertainment Base	EB	Q•12
Entertainment Base, No Toekick	EB..NTK	Q•12
Entertainment Base w/Drawers	EBDB	Q•14
Entertainment Box Column Filler	EBCF	Q•15
Entertainment Open Drawer	EOD	Q•12
Entertainment Platform	EP	Q•16
Entertainment Stacked Wall	ESTW	Q•13
Entertainment Topper	ET	Q•16
Entertainment Wall	EW	Q•13
Entertainment Wood Tops w/Beveled Edge	1TWT..BE, 2TWT..BE, 3TWT..BE	Q•16
Entertainment Wood Tops w/Ogee Edge	1TWT..OG, 2TWT..OG, 3TWT..OG	Q•17
Entertainment Wood Tops w/Round Over Edge	1TWT..RO, 2TWT..RO, 3TWT..RO	Q•17
Entertainment Wood Tops w/Square Edge	1TWT..SE, 2TWT..SE, 3TWT..SE	Q•18
Entry Ensemble Drawer Base	EEDB	Q•3
Entry Ensemble Open Base	EEOB	Q•4
Entry Ensemble Stacked Wall	EESTW	Q•6
Entry Ensemble Stacked Wall Message	EESTWM	Q•7
Entry Ensemble Stacked Wall Open	EESTWO	Q•5
Entry Ensemble Tall	EET	Q•3
Estate Leg	ESTATE	R•38
Extended Stile w/Overlay Modification	EXBOL, EXLOL, EXROL	G•20
Extended Stiles Modification	EX	G•21
Face Frame and Door on End Modification	FFD	G•26
Finish Kit	FINKIT	F•12
Finished Blind Modification	FBF	G•21
Finished Bottom Modification	PFINBTMB	G•8
Finished Edges - All Modification	F.ALL	G•8
Finished Edges Modification	F.FRT	G•8
Finished Ends Modification	FL, FR	G•8
Floating Shelf	FS, SHELFIND	J•91, R•22
Flower Rosette	ROSETTEFLW	R•16
Flush Panel End Modification	FPE	G•26
Flush Toekick - Arch Modification	FTKAV	G•21
Flush Toekick Modification	FTK	G•21
Flute Leg	FLUTELEG	R•41
Fluted Island Leg	DISLEGFL	R•34
Fluting Modification	FLUT	G•38
Fluting on Fillers Modification	FLUT	G•38
Food Storage Container Organizer Kit	FSCO..KIT	S•2
Four Drawer Base	4DB	L•24
Four Drawer Base w/Bread Board	4DB..BB	L•25
Four Drawer Base w/Charging Drawer	4DB..CHGDRW	L•27
Four Drawer Base w/Cutlery Insert Wood Dividers	4DB..CIW	L•26
Four Drawer Base w/Wood Tiered Cutlery Divider	4DB..WTCD	L•25
Four Drawer Base w/Wood Tiered K-Cup Drawer	4DB..KCUP	L•26
Four Drawer Entertainment Base	4EDB	Q•13
Four Drawer Entertainment Base, No Toekick	4EDB..NTK	Q•14
Frame Rail Material	FFRAIL	Q•23
French Country Foot	FRNCNTYFOOT	R•31
French Country Leg	FRNCNTYLEG	R•38, R•39
French Country Reeded Leg	FRNCNTYRDLEG	R•39
French Country Square Leg	FRNCNTYSQLEG	R•39
Full Depth Shelf Modification	FD	G•39
Full Extension Drawer & Roll Tray Slides	DGK..FXSPG	S•15

Description	Code	Page Number
Full Height Base	B..FH	L•12-L•13
Full Height Base Angled Cabinet	BAC..FH	L•86
Full Height Base Corner Full Width	BCFW..FH	L•65
Full Height Base Corner Full Width w/Arched Pull-out	BCFWFH..CPO	L•64
Full Height Base Corner Full Width w/Curve Pull-out	BCFWFH..CRVPO	L•66
Full Height Base Peninsula	B..FHP	L•81
Full Height Base w/Roll Trays	B..FHRT	L•14-L•15
Full Height Base w/Tray Divider	TD..FH	L•83
Full Overlay Crown Moulding	FOLCROWN	R•3
Furniture Drawer	FD	L•103, L•104
Furniture Drawer Window Bench	FDWB	L•105
Gaelic Leg	GAELICLEG	R•41
Gallery Mullion Door Modification	GAMD	G•14
Glass Shelf Kits	GSK	S•7
Glaze Pen	GLAZEPEN	E•12
Grape Decorative Onlays/Overlays	GROVLY	R•21
Grape Rosette	GRO	R•16
Grommet	EEGRM	O•8
Hampton Pedestal Foot, Center	HAMPPEDFOOTCTR	R•31
Hampton Pedestal Foot, Corner	HAMPPEDFOOTC	R•31
Hampton Pedestal Foot, Left	HAMPPEDFOOTL	R•31
Hampton Pedestal Foot, Right	HAMPPEDFOOTR	R•31
Hearth Door Front Configurations	H..DF	K•24, K•25
Hearth Liner	HL	K•26
Hearth Mantel	HM	K•23
Hearth Overlay Fillers	HOF	K•26
Hearth Pier	HP	K•22
Hearth Pier Pull-out	HPP	K•23
Hearth Shelf	HS	K•25
Hearth Tower Pull-out Kit	HPPKIT	S•8
Hinge Angle Restriction Clip	HINGERESCLIP	S•15
Hinge Angle Restriction Clip Inset	HINGERESCLIPIN	S•15
Hinge Plates	HINGEISCPLT	S•16
Hinge Restriction Clip	WTH..CLIP	S•16
Hinge Spacers	HNGSPACER	S•14
Hinges	HINGE	S•15
Horizon Door Modification	HCG, HCP	G•15
Hutch Base	HB	L•106
Hutch End Panel	HE	Q•20
Increased Depths Modification	ID	G•39
Increased Heights Modification	IH	G•40
Increased Widths Modification	IW	G•46, G•48
Industrial Bracket, Loop	BRACKETIND	R•24
Industrial Bracket, Straight	STBRACKETIND	R•24
Industrial Foot	INDFOOT	R•33
Industrial Shelf	SHELFIND	R•22
Insert Crown Moulding	SWVCRM	R•3
Insert Panel Crown	INSCROWN	R•4
Inset Appliance Panels	IAPPLIANCE	Q•30
Inset Door Modification	NOBEAD	G•12
Inset Finial Hinges	HIF	S•16
Inset Finial Hinges Modification	IF	G•12
Inset Magnetic Catches	MAGCATCHINSET	S•15
Inset Panel Ends Modification	IPE	G•27
Inside Corner Moulding	ICM	R•8
Inside Corner Moulding (#2)	ICMA	R•8
Installation Hardware Parts	BRKOFFSCREW, BUMPERPADS	S•16
Integral End Modification	INTGE	G•28
Integrated Panels	DAINTEGRATEDDF, DAINTEGRATEDDR	Q•32
Inverted Frame Modification	INVFRM	G•21
Island Leg	SISLLEG	R•36
Island Leg, Square	SQISLLEG	R•36
Jumper Cables	BRIDGECABLE	T•1
Kensington Foot	KENSFOOT	R•31
Kensington Leg	KENSINGLEG	R•39
Keyboard Tray	KBT	O•25
Kit Components for BCOPP	BCOPPKIT	S•3
Kit Components for BTDPP	BTDPPKIT	S•2
Kit Components for BUPP	BUPPKIT	S•2
Kit Components for BUPPKB	BUPPKBKIT	S•2
Kitchen Island Leg	DISLLEG	R•34
Lacquer Spray Can	SSC	E•12
Large Batten Moulding	SM..LG	R•8
Large Bijou Corbel	CORBELBIJL	R•27
Large Crown Moulding	SWLCRM	R•3
Large Diamond Weaved Island Column	WEAVELEGL	R•46
Large Grape Shelf Support	LGGRPSUPPORT	R•23
Large Insert Crown	LRCROWN	R•3
Large Outside Corner	LOSC	R•9
Large Scribe Moulding	LSM	R•7
Large Shaker Crown Moulding	LSHAKER	R•3
Large Shelf Support	LGCORBEL	R•23
Large Straight Angle Crown Moulding	LSACROWN	R•3
Large Weaved Corbel	CORBELWEAVEL	R•28
Lazy Susan Base Panel	BLSBEPWD	Q•20
Lazy Susan Kit	BER..SKIT, BLSKIT, BRDB..KIT, DAB..KIT, DWLKIT, SLS..KIT, SLSCR..KIT	S•8
Lazy Susan Pole Kit	LSPOLEKIT	S•8
Lazy Susan Pull-out	LSP	L•78
Lexington Island Pedestal Kit	LEXISLKIT	R•43
Lexington Shelf Strap	LEXSHLFSTRP	R•24
Lexington Table Pedestal Kit	LEXTBLKIT	R•43
L-shaped Organizer	VLSO	G•50
Lid Organizer	LO	S•8
Lid Pull-out Kit	LH..KIT	S•13
Light Baffle	LB	R•5
Light Rail Moulding	LRM	R•5
Lille Fluted Foot	LIFLUTFOOT	R•29
Lille Foot	LIFOOT	R•29
Linen Closet	LC	P•50
Linen Closet w/Removable Hamper	LCRH	P•51
Linen Storage Cabinet	LT	P•51
Madeline Bun Foot	MADEFOOT	R•31
Madeline Post, Large	MADELINEPOSTL	R•37
Madison Foot	MADFOOT	R•31
Matching Interior Modification	MIP	G•9
Medium Straight Angle Crown Moulding	MSACROWN	R•3
Metro Bar Column	METBARCOLUMN	R•45
Metro Island Column	METISLCOLUMN	R•45
Metropolitan Foot	METROFOOT	R•32
Microwave & Single Oven Trimmable Cabinet	OMC	N•27-N•28
Microwave & Single Oven Trimmable Cabinet w/Deep Drawer	OMC..DD	N•29-N•30
Mid-Century Bracket	TRIBRKT	R•23
Mid-Century Foot, Medium	MCFOOTM	R•33
Mid-Century Foot, Short	MCFOOTS	R•32
Mid-Century Foot, Tall	MCFOOTT	R•33
Mid-Century Island Column	MCISLCOLUMN	R•47
Mid-Century Metal Foot	MCMFOOT	R•33
Mid-Century Table Leg	MCLEG	R•42
Mid-Century Vanity Column	MCVANCOLUMN	R•47
Mission Corbel	CORBELMIS	K•26, R•28
Mission Door Modification	MCG, MCP	G•15
Mission Leg	DLEGMISSION	R•35
Mission Rosette	ROSETTEMIS	R•16
Mixer Shelf w/Pop-Up Shelf	MIXKIT	S•8
Modern Corner Shelf	MDCCRNSHLF	R•22
Modern Floating Corner Shelf	MDFLCRNSHLF	R•22
Modified Full Overlay Modification	MFO	G•13
Moulding Location Modification	MLDG	G•36
Mullion Door Clips	MDCLIPS	S•14
Mullion Doors Modification	MD	G•16
Natural Material	NAT	Q•20
Natural Veneer	NATVEN	Q•21
Nickel Towel Bar Modification	TBN	G•24
No Hinge Cut Modification	NHC	G•16
Notched Mid-Century Foot, Medium	NMCFOOTM	R•33
Notched Mid-Century Foot, Tall	NMCFT	R•33
Notched Mid-Century Island Column	NMCILSCOLUMN	R•47
Notched Mid-Century Vanity Column	NMCVANCOLUMN	R•47
Office & Vanity Fillers	CFB, FBCO, FBCV	Q•3
Office & Vanity Overlay Fillers	OFO, OFV	Q•9
Office Fillers	FO	Q•2

Description Index

Description	Code	Page Number
Office Fluted Fillers	FFO	Q•5
Ogee Moulding	OGEEM	R•6
Old World Bracket	BRACKETOWD	R•24
Old World Corbel	CORBELOWD	K•26, R•28
Old World Corbel w/Strap	CORBELOWDSTR	K•26, R•28
Open Bottom Rail Base Modification	OBRB	G•22
Outside 135° Corner Moulding	OC	R•8
Outside Corner Moulding	OCM	R•8
Oven Microwave Trimmable Cabinet	TBMWB	N•20-N•21
Overlay Fillers	OFBC	Q•10
Overlay Panels	DAOVERLAY	Q•34
Overlay Valance	OSV	R•21
Pacific Rim Create A Column	PRCCOLUMN	R•47
Pacific Rim Island Column	PRISLCOLUMN	R•47
Pacific Rim Leg	PRLEG	R•42
Palladian Corbel	CORBELPALLA	R•25
Paneling	BP, WP	Q•19
Pantry Unit	PY	M•29-M•30
Peaked Large Rosette	ROSETTELGPK	R•16
Peaked Small Rosette	ROSETTESMPK	R•16
Pedestal Foot - Corner	PEDFOOTC	R•29
Pedestal Foot - No Return Left	PEDFOOTL	R•29
Pedestal Foot - No Return Right	PEDFOOTR	R•30
Pedestal Foot - Return Left	PEDFOOTRETL	R•30
Pedestal Foot - Return Right	PEDFOOTRETR	R•30
Pegged Dish Organizer	PDO, PDOPOSTS	S•8
Petite Acanthus Corbel	CORBELACAN5	R•27
Pilasters	PIL	Q•24, Q•25
Pinnacle Corbel	CORBELPINN	R•27
Pinnacle Rosette	ROSETTEPINN	R•21
Plain Nouveau Bar Column	NOULEGT	R•45
Plain Nouveau Island Column	NOULEG	R•45
Plain Nouveau Large Corbel	CORBELNOUL	R•27
Plain Nouveau Medium Corbel	CORBELNOUM	R•28
Plain Nouveau Small Corbel	CORBELNOUS	R•28
Plastic Shelf Clips	SHELFPEGS	S•14
Plastic Storage Bins	PSBKIT	S•8
Position Bridge on Bottom of Wall Cabinet	BRIDGE.BTM	T•2
Position Bridge on Top of Wall Cabinet	BRIDGE.TOP	T•2
Pots & Pans Pull-out Kit	PPH..KIT, PPP..KIT	S•9, S•13
Power Bridge	3ZONEPWRBRDG	T•1
Power Pod	PWRPOD	S•11
Power Strip	EEPWR	O•8
Prairie Mullion Doors Modification	PRMD	G•16
Premium Door Mechanism	PDM	S•16
Profile Edge Moulding	SHAPE	R•7
Profiled and Finished Edges - All Modification	PRO.ALL	G•9
Profiled and Finished Edges Modification	PRO	G•9
Push-to-Open Wastebasket Modification	PTOWB	G•13
Quart of Glaze	GLAZEQUART	E•12
Quart of Paint	PAINTQUART	E•12
Quart of Stain	STAINQUART	E•12
Quart of Toner	TONERQUART	E•12
Quarter Round Moulding	QRM	R•8
Queen Anne Buffet Column	QALEGT	R•46
Queen Anne Corner Acanthus Leg	QACRNRACALEG	R•40
Queen Anne Corner Fluted Leg	QACRNRFLUTLEG	R•40
Queen Anne Corner Leg	QACRNRLEG	R•40
Queen Anne Foot	QAFOOT	R•32
Queen Anne Leg	FRNLG	R•40
Queen Anne Scroll Foot	QASCROLLFOOT	R•32
Raised Panel Valance	RPV	R•18
Range Hood Stainless Steel Square	RHSS	K•13
Range Hood Stainless Steel Tapered	RHST	K•13
Range Panel	DRP	L•58
Range Platform w/Drawers	R..PD	L•58
Recessed Panel Valance	RCPV	R•18
Recessed Toekick – 6" Modification	RECTK_6	G•29
Recessed Toekick Front – 6" Modification	RECTKFRT6	G•30
Recessed Toekick Front Modification	RECTKFRT	G•30
Recessed Toekick Modification	RECTK	G•29
Recessed Vanity Wall Modification	REC	G•22
Reduced Depths Modification	RD	G•39
Reduced Heights Modification	RH	G•40
Reduced Widths Modification	RW	G•49
Reed Leg	RDLEG	R•34
Refrigerator Panel	TEP	Q•16-Q•18
Retainer Clips	RETAINER	S•14
Roll Tray Bottom w/Full Depth Shelf Modification	FDSRTBTM	G•31
Roll Tray Bumper Pads	BUMPERRT	S•15
Roll Tray Kit	DGK..FXSRTPG, RT..SP	S•9
Roll Trays Modification	RT	G•32
Rope Island Leg	DISLEGRP	R•35
Rope Leg	ROPELEG	R•40
Rope Moulding	RPM	R•6
Rose Fluting Modification	ROSFLUT	G•50
Rose Fluting on Fillers Modification	ROSFLUT	G•50
Round Base	ROUNDBASE	R•44
Round Countertop Moulding	RCTM	R•7
Rustic Corner Shelf	RSTCCRNSHLF	R•21
Rustic Floating Corner Shelf	RSTCFLTCRNSHLF	R•22
Scooped Drawers Modification	SCPDRW	G•32
Scooped Roll Tray Kit	SRT..SP	S•10
Scooped Roll Tray Modification	SRT	G•32
Secured Drawer featuring Master Lock Biometric Technology Modification	DRWSEC	G•51
Shaker Corbel	CORBELSHKR	R•27
Shaker Crown Moulding	SHKRCRM	R•3
Shaker Mullion Door Modification	SHMD	G•16
Shelving Material	SHELF	Q•22
Shoe Convex Inside Corner Moulding	SHM	R•8
Simplicity Crown	SIMCROWN	R•2
Single Bead Edge	SBE	R•6
Single Bead Moulding	SBM	R•6
Single Hook Black	EEHSB	O•8
Single Hook Nickel	EEHSN	O•8
Single Outlet Cover	SOC	R•50
Single Oven Trimmable Cabinet	OCS	N•43-N•44
Single Oven Trimmable Cabinet w/Deep Drawer	OCS..DD	N•45-N•46
Single Oven Trimmable Cabinet w/Drawers	OCSD	N•37-N•38
Single Panel Tall Door Modification	SGLPN	G•13
Single Rocker Plate	SRP	R•50
Single Switch Plate	SSP	R•50
Sink Base	SB	L•38, L•43
Sink Base Cleaning Caddy	SBCADDY, SBCADDYSM	S•14
Sink Base Cleaning Caddy Modification	SBCADDY	G•51
Sink Base Cleaning Caddy Small Modification	SBCADDYSM	G•51
Sink Base Double Door w/CabMat	SB..CM	L•39
Sink Base Double Door w/Caddy	SB..CDY	L•39
Sink Base SuperCabinet	SB..S	L•45
Sink Base SuperCabinet w/CabMat	SB..SCM	L•46
Sink Base SuperCabinet w/Caddy	SB..SCDY	L•45
Sink Base SuperCabinet w/Tilt-out Tray	SB..STS	L•46
Sink Base SuperCabinet w/Tilt-out Tray & Caddy	SB..STSCDY	L•47
Sink Base SuperCabinet w/Tilt-out Trays & CabMat	SB..STSCM	L•47
Sink Base w/Drawer Below	SB..D	L•50
Sink Base w/Tilt-out Tray	SB..ST	L•40-L•41, L•44
Sink Base w/Tilt-out Tray & Caddy	SB..STCDY	L•42
Sink Base w/Tilt-out Trays & CabMat	SB..STCM	L•42
Sink Front	SF	L•51, L•52
Sink Front Bottom	SFB	L•52
Six Drawer Base	6DB	L•24
Six Drawer Entertainment Base, No Toekick	6EDB	O•14
Skins	BEPS, TEPS, VEPS, WEPS	Q•18
Sliding Towel Bar	STR	S•10
Small Acanthus Corbel	CORBELACAN	R•27
Small Batten Moulding	SM	R•8
Small Bijou Corbel	CORBELBIJS	R•27
Small Cove Crown Moulding	SMCOVECROWN	R•2
Small Gaelic Rosette	ROSETTEGAE	R•16
Small Grape Shelf Support	SMGRPSUPPORT	R•23
Small Light Rail Moulding	SMLR	R•5

Description	Code	Page Number
Small Scribe Moulding	SSM	R•7
Small Shelf Support	SMCORBEL	R•23
Small Weaved Corbel	CORBELWEAVES	R•28
Soffit Filler Moulding	SFM	R•2
Soffit Scribe Crown Moulding	SCM	R•4
Soffit Trim Moulding	STM	R•5
Solid Wood	SOLID	Q•22
Solid Wood Tall Crown Moulding	SWTCRM	R•4
Spice Drawer	SD	S•10
Spice Pull-out	SPICE..PG	S•10
Split Doors Modification	SPLITDR	G•13
Split Drawers Modification	SPLITDRWS	G•13
Split Turning Acanthus	3SPTRINGACA	R•17
Split Turning Block	3SPTRINGBLK	R•17
Split Turning Capitol	3SPTRINGCAP	R•17
Split Turning Center	3SPTRINGCTR	R•16
Split Turning Spindle	3SPTRINGSPNDL	R•17
Split Turning Systems End	SPTRINGEND	R•17
Split Turning Systems Reed	SPTRINGREED	R•17
Split Turning Systems Rope	SPTRINGROPE	R•17
Split Turning Systems Spool	SPTRINGSPOOL	R•18
Split Turning Weaved	3SPTRINGWV	R•17
Spool Leg	SPLEG	R•34
Square Foot	SMSQFOOT	O•15, R•29
Square Island Leg	DISLEGSQ	R•35
Square Leg w/Sleeve	SQLEG	R•42, R•43
Stack Moulding Kits	STKMLD	R•10-R•15
Stacked Wall	STW	J•28-J•35
Stacked Wall Cabinet Heights Modification	STW	G•22
Stacked Wall End Cabinet Double Door	STWEC..D	J•41
Stacked Wall End Cabinet Single Door	STWEC	J•42
Stacked Wall Transition Cabinet	STWTC	J•43, J•44
Stacked Wall w/Appliance Garage	STWDAG	J•24-J•27
Stacked Wall w/Vertical-lift	STWAG	J•36-J•39
Stainless Hood Filter	KF	K•13
Standard Drivers	STAND	T•1
Starter Moulding	STR	R•2
Starter Shaker Moulding	STRS	R•2
Stem Bumper Pads	BUMPERSTEM	S•14
Stem Glass Holder	WGH	S•10
Storage Open Rail Base Modification	STORB	G•22
Straight Angle Crown Moulding	SACROWN	R•3
Straight Valance	VV	R•19
Stretcher Material	STRETCHERMAT	Q•22
Summit Foot	SUMFOOT	R•30
Sumter Island Column, Double Square	DBLSQSUMTER	R•48
Sumter Table Column, Double Square	DBLSQTBL	R•48
Super Lazy Susan	SLSW	L•74
Super Lazy Susan w/Chrome Rail	SLSCR	L•76
Super Lazy Susan w/Chrome Rail & Corner Drawer	SLSCR..CD	L•77
Super Lazy Susan w/Chrome Rail & Reduced Shelf	SLSCR..RS	L•72
Tablet Holder	TABLETHLDR	S•11
Tall Bookcase w/Arched Valance	T..BCAV	O•29-O•31
Tall Bookcase w/Doors & Arched Valance	TD..BCAV	O•32-O•34
Tall Bookcase w/Office Height Doors & Arched Valance	TDO..BCAV	O•38-O•40
Tall Bookcase w/Vanity Height Doors & Arched Valance	TDV..BCAV	O•35-O•37
Tall Built-in Microwave Cabinet	OCM..AC	N•17-N•19
Tall Crown Moulding	MTCROWN, TCROWNM, TLCROWN	R•4
Tall Fluted Fillers	FTF, TF	Q•5
Tall Pantry Pull-out	TPP	M•26-M•28
Tapered 4-Sided Leg	T4SLEG	R•30
Tapered Leg	TAPLG, TLEG	R•30
Tapered Vanity End Panel	VDL2130WD	Q•20
Tapered Wood Hood	TWH	K•12
Three Corner Drawer Base	3CDB	L•78
Three Drawer Base	3DB	L•27-L•28
Three Drawer Base Buffet	3DBB	L•28
Three Drawer Base Buffet w/Deep Drawer	3DBBDD	L•31
Three Drawer Base, Warming Drawer	3DB..WD	N•11
Three Drawer Base w/Bread Board	3DB..BB	L•30
Three Drawer Base w/Charging Drawer	3DB..CHGDRW	L•31
Three Drawer Base w/Deep Drawer	3DBDD	L•29
Three Drawer Base w/Wood Tiered Cutlery Divider	3DB..WTCD	L•29
Three Drawer Base w/Wood Tiered K-Cup Drawer	3DB..KCUP	L•30
Tilt-out Tray(s) Stainless Steel	TOTSSS	S•6
Toe Board Trim	TB8WD	Q•19
Toekick Caps	TKC	Q•19
Toekick Drawer Modification	DRWTK	G•30
Toekick Pedestal Modification	TKP	G•30
Toekick Tulip Foot	TKTLFOOT	R•29
Top Valance Rail Modification	TVR	G•23
Touch-up Kit	TUK	E•12
Traditional Batten Moulding	TBATM	R•8
Traditional Light Rail	TLR	R•5
Traditional Light Rail Moulding	JINSERTLRT	R•5
Traditional Open Corbel	CORBELTRADO	R•27
Traditional Rosette	TROSETTE	R•16
Traditional Soffit Trim Moulding	TSTM	R•4
Traditional Window Casing	WCT	R•9
Transom Doors Modification	TCG, TCP	G•17
Tray Divider	TDKIT	S•10
Tray Divider Modification	TD	G•52
Tray Divider Roll-out	TDRO, TDROHDWONLY	S•10
Triad Corbel	CORBELTRIAD	R•26
Triad Rosette	ROSETTETRIAD	R•21
Trim Moulding	TM	R•4
Triple Bead Moulding	TBEM	R•6
Tulip Foot	TLFOOT	R•29
Tulip Foot Square	FOOTTULIPSQ	R•29
Turnbuckles for False Drawer Fronts	FALSEPANELCLIP	S•15
Two Drawer Base	2DB	L•32, L•34
Two Drawer Base Corner Full Width w/Curve Pull-out	BCFW2D..CRVPO	L•66
Two Drawer Base w/Pegged Dish Organizer	2DB..PDO	L•32
Two Drawer Base w/Reduced Drawers, Drop-in Range	2DB..RDR	L•56
Two Drawer Base w/Roll Tray & Pegged Dish Organizer	2DB..RTPDO	L•33
Two Drawer Base w/Roll Trays	2DB..RT	L•33
Two Drawer Base, Drop-in Range	2DB..DR	L•55
Under Counter Drawer	UCD	P•46
Under Counter Drawer, Trimmable	UCD..T	P•46
Urban Island Column	URBISLCOLUMN	R•46
U-shaped Deep Roll Tray Kit	UDRT..SP	S•7
U-shaped Drawer Box Modification	UDBX	G•33
U-shaped Roll Tray Kit	URT..SP	S•7
U-shaped Roll Tray Modification	URT	G•34
Utility	U	M•3-M•15
Utility Fillers	TF	Q•3
Utility Inverted	UI	M•20-M•21
Utility Organizer Cabinet	UOC	M•31-M•38
Utility Organizer Drop Zone Cabinet	UOCDZ	M•39-M•40
Utility Organizer Drop Zone Cabinet w/Authentic End	UOCDZ..AE	M•41
Utility Overlay Fillers	OL	Q•9
Utility w/Four Drawers	U4D	M•18, M•19
Utility w/Roll Trays	U..RT	M•21-M•25
Utility w/Three Drawers	U3D	M•16, M•17
Valances	V	R•19-R•20
Valley Forge Moulding	VFR	R•5
Vanity Angled Corner Sink Front	VACSF	P•45
Vanity Base, Double Door w/Drawer	VB	P•8
Vanity Base Pull-out	VBP	P•13
Vanity Base Pull-out Kit	VBPKIT	S•11
Vanity Base, Single Door w/Drawer	VB	P•7
Vanity Base Single Door w/Shelf	V..S	P•9
Vanity Base Single Door without Shelf	V	P•11
Vanity Base w/Shelf	V..S	P•10
Vanity Base without Shelf	MV, V	P•12, P•13
Vanity Combination Drawer Base w/Four Drawers	4VCDB..D	P•29
Vanity Combination Drawer Base w/Three Drawers	VCDB..D	P•28
Vanity Console Drawer Base w/Eight Drawers	4-6VCDB	P•31
Vanity Console Drawer Base w/Six Drawers	6VCDB	P•30
Vanity Console Drawer Base w/Six Drawers & Wood Tiered Vanity Drawer	6VSDB..WTV	P•36
Vanity Fillers	FV	Q•2

Description Index

Description	Code	Page Number
Vanity Fluted Fillers	.FFV	.Q•5
Vanity Four Drawer Base	.4VDB	.P•44-P•45
Vanity Hamper Base Cabinet	.VH..FH	.P•38
Vanity Mirror	.VM	.P•5
Vanity Recessed Cabinet	.VWR	.P•4
Vanity Sink & Hamper Drawer Base	.VSHDB..D	.P•39
Vanity Sink & Hamper Drawer Base w/Four Drawers	.4VSHDB..D	.P•40
Vanity Sink & Two Drawer Base w/Extended Stiles	.2VSD..FP	.P•20
Vanity Sink Base SuperCabinet w/Tilt-out Trays	.VSSB..ST	.P•18
Vanity Sink Base w/False Panel	.VSB	.P•14-P•17
Vanity Sink Base w/Three Drawers	.VS3D	.P•25
Vanity Sink Base w/U-shaped Roll Trays	.VSB..U	.P•17
Vanity Sink Drawer Base	.2VSD, 2VSD..FP	.P•19
Vanity Sink Drawer Base w/Eight Drawers & False Panel	.8VSD..FP	.P•34-P•35
Vanity Sink Drawer Base w/False Panel	.VSD..FP	.P•21-P•22
Vanity Sink Drawer Base w/Four Drawers & False Panel	.4VSD..FPD	.P•26-P•27
Vanity Sink Drawer Base w/Six Drawers	.6VSD..FP	.P•32-P•33
Vanity Sink Drawer Base w/Three Drawers & False Panel	.VCSD..FP	.P•23-P•24
Vanity Sink Front	.VSF	.P•41
Vanity Three Drawer Base	.VDB	.P•42-P•43
Vanity Utility	.UV	.P•47-P•49
Vanity Utility w/Drawers	.VUD	.P•50
Vanity Wall	.W	.P•3, P•4
Vanity Wall Recessed Cabinet	.VWR	.P•5
Vanity Wastebasket Container	.VWB	.G•52
Veneer	.VEN	.Q•21
Victorian Countertop Support	.VSBS	.R•23
Void Toekick Modification	.VTK	.G•30
Wainscoting	.WAIN	.Q•27
Wall	.W	.J•3-J•19
Wall & Base Fillers	.FB, FW	.Q•3
Wall Base	.WB	.I•23
Wall, Base, Office, & Vanity 135° Overlay Fillers	.135OF	.Q•10
Wall Bookcase w/Arched Valance	.W..BCAV	.O•26-O•28
Wall Box Column Pull-out w/K-Cup	.WBCPOKCUP	.J•105
Wall Box Column Pull-out, Overlay	.WBCPO..OL	.J•104
Wall Box Column Pull-out, Plain	.WBCPO	.J•103
Wall Built-in Microwave Double Door Cabinet	.WBMW, WBMW..AC	.N•5-N•10
Wall Cabinet w/Wine Rack	.WWR	.J•92
Wall China Display	.WCD	.J•95
Wall Corner Double Door	.WC	.J•55-J•63
Wall Corner Single Door	.WC	.J•52-J•62
Wall Easy Access Storage Cabinet	.WEAS	.J•13
Wall End and Back Extended Down Modification	.EXDN	.G•28
Wall End Cabinet Double Door	.WEC..D	.J•86
Wall End Cabinet Single Door	.WEC	.J•87
Wall End Panel	.WEPF	.Q•13
Wall Fillers	.F	.Q•2
Wall Fluted Fillers	.FF	.Q•4
Wall Message Center	.WMC	.J•90
Wall Microwave Cabinet	.MW	.N•3
Wall Microwave Double Door Cabinet	.MW	.N•4-N•8
Wall Open Cabinet w/Car Siding Back	.WOCB	.J•51
Wall Open Cabinet w/Plain Back	.WOCP	.J•50
Wall Organizer	.WORG	.J•91
Wall Organizer & Bookshelf	.WOBS	.J•92
Wall Overlay Fillers	.OL	.Q•8
Wall Peninsula	.W..P	.J•74-J•77
Wall Quarter Round End Shelf	.WQRES	.J•98-J•101
Wall Refrigerator	.W	.J•45-J•48
Wall Refrigerator Pull-out Cabinet	.W..PO	.J•49
Wall Spice Drawer Horizontal	.WSD	.J•97
Wall Spice Drawer Vertical	.WSDV	.J•97
Wall Spice Pull-out Cabinet	.WSP	.J•101
Wall Spice Pull-out Kit	.WSPKIT	.S•11
Wall Spice Rack Cabinet	.WSRC	.J•102
Wall Top Hinge w/Bifold	.WTH..BF	.J•15
Wall Top Hinge w/Stay Lift	.WTH..SL	.J•9
Wall Top Hinge w/Vertical-lift & Stay Lift	.WVL	.J•5-J•6
Wall Transition Cabinet	.WTC	.J•40
Wall Wine Rack	.WNR	.J•93
Wall Wine Storage Cabinet	.WSC	.J•94
Wall w/Three Drawers	.W3D	.J•22-J•23
Wall w/Two Drawers	.W2D	.J•20-J•21
Wastebasket Assembly	.BWB..FHKIT, BWB..KIT	.S•11, S•12
Wastebasket Only	.WASTEBIN	.S•12
Water Closet	.WCT	.P•6
Weaved Bun Foot	.WEAVEBUNFOOT	.R•32
Weaved Island Column	.WEAVELEG	.R•46
Wide Scribe Moulding	.WSCRIBE	.R•7
Wide Stiles Modification	.WS	.G•24
Wide Top Rail Modification	.WTR	.G•24
Wine Cube Horizontal	.W	.J•96
Wine Cube Vertical	.WCV	.J•96
Wood Hood Arch Flat Panel	.WHAFP	.K•3
Wood Hood Artisan Straight	.WHAS	.K•12
Wood Hood Blower	.BLOWER, TWHBLOWER	.K•14
Wood Hood Canopy Arched	.WHCA	.K•5
Wood Hood Canopy Square	.WHCS	.K•6
Wood Hood Linear	.JWHL	.K•12
Wood Hood Nantucket Arch	.WHNA	.K•8
Wood Hood Nantucket Chimney	.WHNC	.K•8
Wood Hood Nantucket Straight	.WHNS	.K•8
Wood Hood Shiplap Straight	.JWHSHIPSTR	.K•9
Wood Hood Shiplap Straight w/Corbels	.JWHSHIPSTRCB	.K•9
Wood Hood Shiplap Tapered	.JWHSHIPT	.K•10
Wood Hood Shiplap Tapered Chimney	.JWHSHIPCH	.K•10
Wood Hood Shiplap Tapered w/Corbels	.JWHSHIPTCB	.K•10
Wood Hood Simple Chimney	.WHSMC	.K•11
Wood Hood Simple Tapered	.WHSMT	.K•11
Wood Hood Simple Tapered w/Corbels	.WHSMTCB	.K•11
Wood Hood Square Flat Panel	.WHSFP	.K•4
Wood Hood Straight Batten - Profiled	.WHSBATTEN	.K•7
Wood Tiered Cutlery Divider Drawer Modification	.WTCD	.G•52
Wood Tiered Cutlery Divider Drawer w/Installation Hardware	.WTCD	.S•5
Wood Tiered K-Cup Drawer Modification	.WTKCUP	.G•52
Wood Tiered K-Cup Drawer w/Installation Hardware	.KCUP	.S•6
Wood Tiered Vanity Drawer Kit	.WTVD	.S•6
Wood Top, Four Sided	.4TWT	.Q•7
Wood Top, One Sided	.1TWT	.Q•6
Wood Top, Three Sided	.3TWT	.Q•6
Wood Tops	.WOODTOP	.Q•6
Wood Tops for Angled & Base End Cabinets - Beveled Edge	.WTOPBAC..BE	.Q•7
Wood Tops for Angled & Base End Cabinets - Ogee Edge	.WTOPBAC..OG	.Q•7
Wood Tops for Angled & Base End Cabinets - Round Over	.WTOPBAC..RO	.Q•8
Wood Tops for Angled & Base End Cabinets - Square Edge	.WTOPBAC..SE	.Q•8
X-End Panel	.XEND	.R•50

Contents By Code

Code	Description	Page Number
135OF	Wall, Base, Office, & Vanity 135° Overlay Fillers	Q•10
1TWT	Wood Top, One Sided	Q•6
1TWT..BE	Entertainment Wood Tops w/Beveled Edge	O•16
1TWT..OG	Entertainment Wood Tops w/Ogee Edge	O•17
1TWT..RO	Entertainment Wood Tops w/Round Over Edge	O•17
1TWT..SE	Entertainment Wood Tops w/Square Edge	O•18
2DB	Two Drawer Base	L•32, L•34
2DB..DR	Two Drawer Base, Drop-in Range	L•55
2DB..PDO	Two Drawer Base w/Pegged Dish Organizer	L•32
2DB..RDR	Two Drawer Base w/Reduced Drawers, Drop-in Range	L•56
2DB..RT	Two Drawer Base w/Roll Trays	L•33
2DB..RTPDO	Two Drawer Base w/Roll Tray & Pegged Dish Organizer	L•33
2TWT..BE	Entertainment Wood Tops w/Beveled Edge	O•16
2TWT..OG	Entertainment Wood Tops w/Ogee Edge	O•17
2TWT..RO	Entertainment Wood Tops w/Round Over Edge	O•17
2TWT..SE	Entertainment Wood Tops w/Square Edge	O•18
2VSD	Vanity Sink Drawer Base	P•19
2VSD..FP	Vanity Sink & Two Drawer Base w/Extended Stiles	P•20
2VSD..FP	Vanity Sink Drawer Base	P•19
3CDB	Three Corner Drawer Base	L•78
3DB	Three Drawer Base	L•27-L•28
3DB..BB	Three Drawer Base w/Bread Board	L•30
3DB..CHGDRW	Three Drawer Base w/Charging Drawer	L•31
3DB..KCUP	Three Drawer Base w/Wood Tiered K-Cup Drawer	L•30
3DB..WD	Three Drawer Base, Warming Drawer	N•11
3DB..WTCD	Three Drawer Base w/Wood Tiered Cutlery Divider	L•29
3DBB	Three Drawer Base Buffet	L•28
3DBBDD	Three Drawer Base Buffet w/Deep Drawer	L•31
3DBDD	Three Drawer Base w/Deep Drawer	L•29
3SPTRINGACA	Split Turning Acanthus	R•17
3SPTRINGBLK	Split Turning Block	R•17
3SPTRINGCAP	Split Turning Capitol	R•17
3SPTRINGCTR	Split Turning Center	R•16
3SPTRINGSPNDL	Split Turning Spindle	R•17
3SPTRINGWV	Split Turning Weaved	R•17
3TWT	Wood Top, Three Sided	Q•6
3TWT..BE	Entertainment Wood Tops w/Beveled Edge	O•16
3TWT..OG	Entertainment Wood Tops w/Ogee Edge	O•17
3TWT..RO	Entertainment Wood Tops w/Round Over Edge	O•17
3TWT..SE	Entertainment Wood Tops w/Square Edge	O•18
3ZONEPWRBRDG	Power Bridge	T•1
4-6VCDB	Vanity Console Drawer Base w/Eight Drawers	P•31
4DB	Four Drawer Base	L•24
4DB..BB	Four Drawer Base w/Bread Board	L•25
4DB..CHGDRW	Four Drawer Base w/Charging Drawer	L•27
4DB..CIW	Four Drawer Base w/Cutlery Insert Wood Dividers	L•26
4DB..KCUP	Four Drawer Base w/Wood Tiered K-Cup Drawer	L•26
4DB..WTCD	Four Drawer Base w/Wood Tiered Cutlery Divider	L•25
4EDB	Four Drawer Entertainment Base	O•13
4EDB..NTK	Four Drawer Entertainment Base, No Toekick	O•14
4TWT	Wood Top, Four Sided	Q•7
4VCDB..D	Vanity Combination Drawer Base w/Four Drawers	P•29
4VDB	Vanity Four Drawer Base	P•44-P•45
4VSD	Double Vanity Sink Base w/Four Drawers	P•37-P•38
4VSD..FPD	Vanity Sink Drawer Base w/Four Drawers & False Panel	P•26-P•27
4VSHDB..D	Vanity Sink & Hamper Drawer Base w/Four Drawers	P•40
4ZONECON	4 Zone Wall Controller	T•1
4ZONEDIMREC	4 Zone Dimming Receiver	T•1
6DB	Six Drawer Base	L•24
6EDB	Six Drawer Entertainment Base, No Toekick	O•14
6VCDB	Vanity Console Drawer Base w/Six Drawers	P•30
6VSD..FP	Vanity Sink Drawer Base w/Six Drawers	P•32-P•33
6VSDB..WTV	Vanity Console Drawer Base w/Six Drawers & Wood Tiered Vanity Drawer	P•36
8VSD..FP	Vanity Sink Drawer Base w/Eight Drawers & False Panel	P•34-P•35
ABBEYCOLINS	Abbey Column Insert - Island	R•49
ABBEYCOLINST	Abbey Column Insert - Bar	R•49
ABBEYCORINSL	Abbey Corbel Insert - Large	R•28
ABBEYCORINSM	Abbey Corbel Insert - Medium	R•28
ABBEYCORINSS	Abbey Corbel Insert - Small	R•28
ABBEYINS	Abbey Crown Insert	R•7
ABBEYINSS	Abbey Light Rail Insert	R•7
ACANFOOT	Acanthus Foot	R•30
ACANTHUSLEG	Acanthus Leg	R•41
ACCNAIL	Accessory Nail	R•16
ACO	Acanthus Decorative Ornaments	R•21
ACOVLY	Acanthus Decorative Onlays/Overlays	R•21
ACS	Angled Corner Sink Base	L•53
ACS..ST	Angled Corner Sink Base w/Tilt-out Tray	L•54
ACSF	Angled Corner Sink Front	L•55
ACSFB	Angled Corner Sink Front Bottom	L•52
ADD..SHLF	Add Shelf Modification	G•37
ADDTK	Add Toekick Modification	G•29
ADRW	Add Drawer Below Wall Unit Modification	G•18
AEW	Angled End Wall Cabinet Double Door	J•80, J•84
AEW	Angled End Wall Cabinet Single Door	J•78, J•82
AEWFFD	Angled End Wall Cabinet Double Door w/Face Frame & Door on End	J•81, J•85
AEWFFD	Angled End Wall Cabinet Single Door w/Face Frame & Door on End	J•79, J•83
AF	Aluminum Door Modification	G•14
AOMACTSWITCH	Automatic Opening Mechanism Activation Switch	S•13
AOMBWB	Automatic Opening Mechanism for Wastebaskets Modification	G•9
AOMCABLE	Automatic Opening Mechanism Universal Cable	S•13
AOMCABLECLIP	Automatic Opening Mechanism Cable Clip	S•13
AOMCABLECONN	Automatic Opening Mechanism Cable Connector	S•13
AOMCABLEPROT	Automatic Opening Mechanism Cable End Protector	S•13
AOMD	Automatic Opening Mechanism for Lift Up Systems Modification	G•9
APEXLEG	Apex Leg	R•41
APEXSTRP	Corner Strap	R•24
ASTM	Angled Soffit Trim Moulding	R•5
ATTTK	Attach Toekick Modification	G•29
AUTH	Authentic Flush End Modification	G•25
AV	Arch Valance	R•18
B	Base	L•3
B..B	Base Buffet	L•4
B..BB	Base w/Bread Board	L•4
B..BCFP	Box Column Fillers, Base	Q•11
B..CHGDRW	Base w/Charging Drawer	L•5
B..CHGDRWRT	Base w/Roll Trays & Charging Drawer	L•7
B..CIW	Base w/Cutlery Insert Wood Dividers	L•9
B..DR	Base, Drop-in Range	L•56
B..FH	Full Height Base	L•12-L•13
B..FHMIXSC	Base w/Mixer Shelf	L•89
B..FHP	Full Height Base Peninsula	L•81
B..FHRT	Full Height Base w/Roll Trays	L•14-L•15
B..FSCO	Base w/Food Storage Container Organizer	L•11
B..KCUP	Base w/Wood Tiered K-Cup Drawer	L•10
B..KCUPRT	Base w/Wood Tiered K-Cup Drawer & Roll Trays	L•11
B..P	Base Peninsula	L•80
B..PSB	Base w/Plastic Storage Bins	L•89
B..RRTDR	Base w/Roll Trays, Drop-in Range	L•57
B..RT	Base w/Roll Trays	L•6
B..RTB	Base Buffet w/Roll Trays	L•20
B..RTCIW	Base w/Cutlery Insert Wood Dividers & Roll Trays	L•10
B..RTDR	Base w/Reduced Depth Roll Trays, Drop-in Range	L•57
B..RTLO	Base w/Drawer & Lid Organizer & Roll Trays	L•36
B..RTWTCD	Base w/Wood Tiered Cutlery Divider & Roll Trays	L•8
B..SD	Base w/Spice Drawer	L•94
B..SDI	Base Sliding Door Island Cabinet	L•79
B..SDIDSK	Base Sliding Door Island Cabinet w/Sliding Desk	L•79
B..TDRO	Base w/Roll-out Tray Divider	L•84
B..WTCD	Base w/Wood Tiered Cutlery Divider	L•7
B2D	Base w/Two Split Drawers	L•16
B2D..RT	Base w/Two Split Drawers & Roll Tray	L•17
B4D	Base Double Door w/Four Split Drawers	L•18-L•19
B4D..RT	Base Double Door w/Four Split Drawers & Roll Tray	L•18
B4D..RT	Base Double Door w/Four Split Drawers & Roll Trays	L•19
BAC	Base Angled Cabinet	L•86

Code Index

Code	Description	Page Number
BAC..FH	Full Height Base Angled Cabinet	L•86
BANDVEN	Edgebanding	S•15
BARISLCOLUMN	Baroque Column	R•45
BARV	Baroque Valance	R•18
BASKET	Base Open Basket Kits	S•3
BBCPO	Base Box Column Pull-out, Plain	L•90
BBCPO..OL	Base Box Column Pull-out, Overlay	L•91
BBM	Decorative Baseboard Moulding	R•9
BBMSC	Baseboard Moulding Sculpted	R•9
BBMSH	Baseboard Moulding Shaker	R•9
BBMWD	Base Built-in Microwave Cabinet w/Drawer	N•13
BBOARDKIT	Bread Board	S•3
BBS	Base w/Bottle Storage	L•101
BBSKIT18	Base Bottle Storage Kit	S•2
BC	Base Corner	L•59
BC..PO	Base Corner Pull-out	L•61
BC2DB	Bath Two Drawer Sink Base	P•59
BCB..NTK	Bath Base Cabinet	P•53
BCBCD	Bath Sink Base Cabinet w/Doors	P•55
BCBCO	Bath Sink Base Cabinet w/Shelf	P•54
BCBDT..NTK	Bath Drop Tray Sink Base	P•60
BCBH..D	Bath Hamper Sink Base	P•56
BCC..BB	Base Cooking Center w/Bread Board	L•37
BCCWM	Bath Channel Wall Mirror	P•66
BCD	Base Combination Drawer Cabinet	L•36
BCDB	Bath Drawer Sink Base	P•59
BCDRW	Bath Drawer Sink Vanity	P•60
BCFW	Base Corner Full Width	L•60
BCFW..CPO	Base Corner Full Width w/Arched Pull-out	L•63
BCFW..FH	Full Height Base Corner Full Width	L•65
BCFW..P	Base Corner Full Width Peninsula	L•67
BCFW..PO	Base Corner Full Width Pull-out	L•62
BCFW..SP	Base Corner Full Width w/Roll Trays & Swing-out	L•63
BCFW2D..CRVPO	Two Drawer Base Corner Full Width w/Curve Pull-out	L•66
BCFWFH..CPO	Full Height Base Corner Full Width w/Arched Pull-out	L•64
BCFWFH..CRVPO	Full Height Base Corner Full Width w/Curve Pull-out	L•66
BCFWM	Bath Framed Wall Mirror	P•66
BCOPP	Base Container Organization Pantry	L•94
BCOPPKIT	Kit Components for BCOPP	S•3
BCP	Base Corner Peninsula	L•82
BCPLATFORM	Bath Drawer Sink Vanity Platform	P•60
BCST	Bath Storage Tower	P•61
BCSTDRW	Bath Storage Tower Double Drawer	P•64
BCSTDRW	Bath Storage Tower Single Drawer	P•62-P•63
BCTT	Bath Tank Topper	P•65
BCTTOS	Bath Tank Topper Open Shelf	P•65
BCWHC	Bath Wall Hung Sink Console	P•52
BCWHDB	Bath Wall Hung Sink Drawer Base	P•56-P•57
BCWHDBPO..D	Bath Wall Hung Sink w/Grooming Pull-out	P•58
BCWT	Bath Sink Wall Tower	P•53
BDW	Base Dishwasher Cabinet	L•51
BEADED	Beaded Inset Door Modification	G•12
BEAS	Base Easy Access Storage	L•15
BEC	Base End Cabinet	L•85
BEP	Angled Base End Panel	Q•15
BEP	Corner End Panels	Q•23
BEPF..WD	Base End Panel	Q•14
BEPOF..WD	End Panels - Full Overlay	Q•15
BEPS	Skins	Q•18
BEPS..VG	English Country Car Siding Skins	Q•19
BEPWD	Base End Panel	Q•14
BER	Asymmetrical Base Easy Reach	L•69
BER	Base Easy Reach	L•70
BER..RS	Base Easy Reach w/Reduced Shelf	L•71
BER..S	Base Easy Reach w/Lazy Susan	L•73
BER..SKIT	Lazy Susan Kit	S•8
BFH..CIA	135° Corner Inside Base	L•88
BFH..COA	135° Corner Outside Base	L•87
BHRES	Base Half Round End Shelf	L•101
BIJBUNFOOT	Bijou Bun Foot	R•32
BLOWER	Wood Hood Blower	K•14
BLS	Base Lazy Susan	L•68
BLSBEPWD	Lazy Susan Base Panel	Q•20
BLSKIT	Lazy Susan Kit	S•8
BMC	Base Message Center	L•109
BMW..RT	Base Microwave Cabinet w/Roll Tray(s)	N•12
BMWD	Base Microwave Cabinet w/Drawer	N•13
BMWD..DD	Base Microwave Cabinet w/Deep Drawer	N•14
BND.ALL	Band All Edges Modification	G•8
BND.FRT	Banding Location Modification	G•8
BO	Base Oven Trimmable Cabinet	N•14
BO..AC	Base Oven Cabinet	N•15
BO..LD	Base Oven Cabinet w/Lower Drawer	N•16
BOB..AV	Base Open Basket w/Arched Valance	L•90
BOCB	Base Open Cabinet w/Car Siding Back	L•107
BOCP	Base Open Cabinet w/Plain Back	L•107
BODB	Base Open Cabinet w/Car Siding Back & Drawer	L•108
BODP	Base Open Cabinet w/Plain Back & Drawer	L•108
BP	Paneling	Q•19
BP..VG	English Country Car Siding Paneling	Q•19
BPCS	Base Pantry Can Storage	L•37
BPP	Base Pantry Pull-out	L•91
BPPKIT..PG	Base Can Storage Kit	S•2
BPPP	Base Pots & Pans Pull-out	L•35
BPS	Base Pots & Pans Storage	L•35
BPS..KIT	Base Pans Storage	S•3
BQRES	Base Quarter Round End Shelf	L•101
BRACKETBAROQUE	Baroque Bracket	R•24
BRACKETCELTIC	Celtic Bracket	R•24
BRACKETIND	Industrial Bracket, Loop	R•24
BRACKETOWD	Old World Bracket	R•24
BRAIDM	Braided Moulding	R•6
BRDB	Base Rotating Deep Bin	L•77
BRDB..KIT	Lazy Susan Kit	S•8
BRIDGE.BTM	Position Bridge on Bottom of Wall Cabinet	T•2
BRIDGE.TOP	Position Bridge on Top of Wall Cabinet	T•2
BRIDGECABLE	Jumper Cables	T•1
BRKOFFSCREW	Installation Hardware Parts	S•16
BSC30PR, R, RP, RS, SR	30″ SuperCabinet	L•20
BSC36PRP, PRS, SRP, SRS	36″ SuperCabinet	L•21
BSCG	Base SuperCabinet Gourmet	L•22
BSD	Base Spice Drawer	L•100
BSM	Base Shoe Moulding	R•9
BSP..PG	Base Spice Pull-out	L•92
BTC	Base Transition Cabinet	L•84
BTDPP	Base Tray Divider Pantry Pull-out	L•93
BTDPPKIT	Kit Components for BTDPP	S•2
BUMPERPADS	Installation Hardware Parts	S•16
BUMPERRT	Roll Tray Bumper Pads	S•15
BUMPERSTEM	Stem Bumper Pads	S•14
BUPP	Base Utensil Pantry Pull-out	L•92
BUPPKB	Base Utensil Pantry Pull-out w/Knife Block	L•93
BUPPKBKIT	Kit Components for BUPPKB	S•2
BUPPKIT	Kit Components for BUPP	S•2
BVR	Bottom Valance Rail Modification	G•18
BWB	Base Wastebasket	L•95
BWB..BB	Base Wastebasket w/Bread Board	L•97
BWB..CHGDRW	Base Wastebasket w/Charging Drawer	L•99
BWB..FH	Base Wastebasket Full Height	L•96
BWB..FHKIT	Wastebasket Assembly	S•11, S•12
BWB..FHRT2	Base Wastebasket Full Height w/Roll Tray	L•97
BWB..KCUP	Base Wastebasket w/Wood Tiered K-Cup Drawer	L•98
BWB..KIT	Wastebasket Assembly	S•11, S•12
BWB..WTCD	Base Wastebasket w/Wood Tiered Cutlery Divider	L•98
BWBFHLID	Base Wastebasket Lid	S•12
BWBLID	Base Wastebasket Lid	S•12
BWC	Base Wine Cubby	L•100
CABCLEANKIT	Cabinet Care Kit (PURE&SIMPLE™)	S•16
CABMAT	CabMat	S•13
CABMATV	CabMat Vanity	S•14
CAPM	Cap Moulding	R•4
CBEADM	Center Beaded Moulding	R•6

Code	Description	Page Number
CBO	Cabinet Box Only Modification	G•19
CCG	Craftsman Door Modification	G•14
CCO	Cabinet Case Only Modification	G•19
CCP	Craftsman Door Modification	G•14
CELTICFOOT	Celtic Foot	R•30
CFB	Office & Vanity Fillers	Q•3
CFNTO	Cabinet Front Only Modification	G•20
CFP	Cabinet False Panel Modification	G•31
CFRMO	Cabinet Frame Only Modification	G•20
CG	Cut-for-glass Modification	G•14
CGRAIL	Door Rail Material	Q•23
CHARLESESPED	Charleston Pedestal	R•44
CHGDRW	Charging Drawer	S•6
CHGDRW	Charging Drawer Modification	G•38
CIW	Cutlery Divider	S•5
CLBUNNFOOT	Classic Bun Foot	R•29
CLIP	Clipped Corner Modification	G•20
CLTCROWN	Classic Tall Crown Moulding	R•2
CMAT	CabMat Modification	G•37
CND	Cabinet No Door Modification	G•20
CNTYSB	Country Sink Base Cabinet	L•48
CNTYSB..CM	Country Sink Base w/CabMat	L•49
CNVLRAIL	Concave Light Rail Moulding	R•5
CONCAP	Contemporary Cap	R•48
CONVERSION	Ductless Conversion Kit	K•15
CORBELACAN	Small Acanthus Corbel	R•27
CORBELACAN5	Petite Acanthus Corbel	R•27
CORBELART	Art Corbel	R•26
CORBELART	Arts & Crafts Corbel	R•26
CORBELARTO	Arts & Crafts Open Corbel	R•26
CORBELBIJL	Large Bijou Corbel	R•27
CORBELBIJS	Small Bijou Corbel	R•27
CORBELCELTIC	Celtic Corbel	R•26
CORBELCLREV	Classic Revival Corbel	R•26
CORBELCRAFT	Craftsman Corbel	R•25
CORBELCRAFTO	Craftsman Corbel Open	R•24
CORBELMIS	Mission Corbel	K•26, R•28
CORBELNOUL	Plain Nouveau Large Corbel	R•27
CORBELNOUM	Plain Nouveau Medium Corbel	R•28
CORBELNOUS	Plain Nouveau Small Corbel	R•28
CORBELOWD	Old World Corbel	K•26, R•28
CORBELOWDSTR	Old World Corbel w/Strap	K•26, R•28
CORBELPALLA	Palladian Corbel	R•25
CORBELPINN	Pinnacle Corbel	R•27
CORBELSHKR	Shaker Corbel	R•27
CORBELTRADO	Traditional Open Corbel	R•27
CORBELTRIAD	Triad Corbel	R•26
CORBELWEAVEL	Large Weaved Corbel	R•28
CORBELWEAVES	Small Weaved Corbel	R•28
COSFOOT	Cosmo Foot	R•30
COTCROWN	Cornice Tall Crown Moulding	R•2
COVECROWN	Cove Crown Moulding	R•2
CPE	Cabinet Panel Edge	R•9
CPU	CPU Base	O•25
CRFTSMNBUNFOOT	Craftsman Bun Foot	R•32
CRFTSMNFOOT	Craftsman Foot	R•31
CRFTSMNFOOTC	Craftsman Foot, Corner	R•32
CS	Corner Sink Base without Shelf	L•68
CSDG	Car Siding	Q•21
CSDGBK	Car Siding Back Modification	G•37
CSFPE	Car Siding Flush Panel End Modification	G•25
CUD	Cooking Utensil Divider	S•4
CUDD	Cooking Utensil Divider	S•3
DAAUTHENTIC	Authentic Panels	Q•28
DAB	Diagonal Corner Sink Base without Shelf	L•69
DAB..FS	Diagonal Base w/Full Shelf	L•70
DAB..KIT	Lazy Susan Kit	S•8
DAB..S	Diagonal Base w/Full Height Door & Lazy Susan	L•73
DAB..SLS	Diagonal Base w/Full Height Door & Super Lazy Susan	L•75
DAINTEGRATEDDF	Integrated Panels	Q•32
DAINTEGRATEDDR	Integrated Panels	Q•32
DAOVERLAY	Overlay Panels	Q•34
DBLSQCHARLESTON	Charleston Bead Column, Double Square	R•48
DBLSQSUMTER	Sumter Island Column, Double Square	R•48
DBLSQTBL	Sumter Table Column, Double Square	R•48
DCM	Corner Tall Moulding	Q•23
DDGK..FXSRTPG	Deep Roll Tray Kit	S•9
DDO	Desk Door Drawer Base	O•22
DDR	Desk Drawer Base	O•24
DECOBBM	Deco Baseboard Moulding	R•9
DF3D	Desk File Drawer Base	O•24
DFD	Desk File Drawer Base	L•102
DFF5PC	Drawer Front Flat 5-piece Modification	G•10
DFF5PCINS	Drawer Front Flat 5-piece Inset Modification	G•10
DFF5PCSLBT	Drawer Front Flat 5-piece w/Slab Top Modification	G•10
DFR5PC	Drawer Front Raised 5-piece Modification	G•11
DFR5PCINS	Drawer Front Raised 5-piece Inset Modification	G•11
DFR5PCSLBT	Drawer Front Raised 5-piece w/Slab Top Modification	G•11
DFSLB	Drawer Front Slab Modification	G•11
DFSLBT	Drawer Front Slab Top Modification	G•12
DGK..FXSPG	Full Extension Drawer & Roll Tray Slides	S•15
DGK..FXSRTPG	Roll Tray Kit	S•9
DISLEGFL	Fluted Island Leg	R•34
DISLEGRP	Rope Island Leg	R•35
DISLEGSQ	Square Island Leg	R•35
DISLLEG	Kitchen Island Leg	R•34
DLEGMISSION	Mission Leg	R•35
DO..FH	Desk Office Base w/Full Height Doors	O•23
DOC	Double Outlet Cover	R•50
DOORONLY	Door Only	H•1
DRP	Double Rocker Plate	R•50
DRP	Range Panel	L•58
DRRAILCROSS	Door Rail Material	Q•23
DRRAILEND	Door Rail Material	Q•23
DRT	Deep Roll Trays Modification	G•31
DRT..SP	Deep Roll Tray Kit	S•9
DRWFRTONLY	Drawer Front Only	H•1
DRWRAILCROSS	Door Rail Material	Q•23
DRWRAILEND	Door Rail Material	Q•23
DRWSEC	Secured Drawer featuring Master Lock Biometric Technology Modification	G•51
DRWTK	Toekick Drawer Modification	G•30
DSP	Double Switch Plate	R•50
DW	Diagonal Wall	J•66
DW..AG	Diagonal Wall w/Vertical-lift	J•71
DW..AGS	Diagonal Wall w/Vertical-lift & Lazy Susan	J•72
DW..D	Diagonal Wall	J•66
DW..D	Diagonal Wall w/Appliance Garage Open Bottom	J•69
DW..DS	Diagonal Wall w/Appliance Garage & Lazy Susan Open Bottom	J•70
DW..DS	Diagonal Wall w/Lazy Susan	J•70
DW..FH	Diagonal Wall w/Full Height Door	J•67
DW..P	Diagonal Wall Peninsula	J•73
DW..S	Diagonal Wall w/Lazy Susan	J•70
DWLKIT	Lazy Susan Kit	S•8
DWPWD	Dishwasher Panel	Q•20
EB	Entertainment Base	O•12
EB..NTK	Entertainment Base, No Toekick	O•12
EBCF	Entertainment Box Column Filler	O•15
EBDB	Entertainment Base w/Drawers	O•14
EEDB	Entry Ensemble Drawer Base	O•3
EEGRM	Grommet	O•8
EEHDB	Double Hook Black	O•8
EEHDN	Double Hook Nickel	O•8
EEHSB	Single Hook Black	O•8
EEHSN	Single Hook Nickel	O•8
EEOB	Entry Ensemble Open Base	O•4
EEPWR	Power Strip	O•8
EESTW	Entry Ensemble Stacked Wall	O•6
EESTWM	Entry Ensemble Stacked Wall Message	O•7
EESTWO	Entry Ensemble Stacked Wall Open	O•5
EET	Entry Ensemble Tall	O•3
ENGCNTYLEG	English Country Leg	R•37
ENGISLCOLUMN	English Country Island Column	R•44

Code Index

Code	Description	Page Number
ENGISLQTRCOL	English Country Island Quartered Column	R•44
EOD	Entertainment Open Drawer	O•12
EP	Entertainment Platform	O•16
ER	Asymmetrical Easy Reach Wall Corner	J•64-J•65
ER	Easy Reach Wall Corner	J•64
ESTATE	Estate Leg	R•38
ESTW	Entertainment Stacked Wall	O•13
ET	Entertainment Topper	O•16
EW	Entertainment Wall	O•13
EX	Extended Stiles Modification	G•21
EXBK	End Extended Back Modification	G•25
EXBOL	Extended Stile w/Overlay Modification	G•20
EXDN	Wall End and Back Extended Down Modification	G•28
EXLOL	Extended Stile w/Overlay Modification	G•20
EXROL	Extended Stile w/Overlay Modification	G•20
EXT.BTM.LGT.C	Add Exterior Cool Light to Bottom of Wall Cabinet	T•3
EXT.BTM.LGT.W	Add Exterior Warm Light to Bottom of Wall Cabinet	T•3
F	Wall Fillers	Q•2
F.ALL	Finished Edges - All Modification	G•8
F.FRT	Finished Edges Modification	G•8
FALSEPANELCLIP	Turnbuckles for False Drawer Fronts	S•15
FB	Angled Fillers	Q•13
FB	Base Fillers	Q•2
FB	Wall & Base Fillers	Q•3
FBCO	Office & Vanity Fillers	Q•3
FBCV	Office & Vanity Fillers	Q•3
FBF	Finished Blind Modification	G•21
FD	Full Depth Shelf Modification	G•39
FD	Furniture Drawer	L•103, L•104
FDSRTBTM	Roll Tray Bottom w/Full Depth Shelf Modification	G•31
FDWB	Furniture Drawer Window Bench	L•105
FF	Wall Fluted Fillers	Q•4
FFB	Base Fluted Fillers	Q•4
FFD	Face Frame and Door on End Modification	G•26
FFO	Office Fluted Fillers	Q•5
FFRAIL	Frame Rail Material	O•23
FFV	Vanity Fluted Fillers	Q•5
FILTER	Ductless Conversion Kit	K•15
FINKIT	Finish Kit	E•12
FL	Finished Ends Modification	G•8
FLUT	Fluting Modification	G•38
FLUT	Fluting on Fillers Modification	G•38
FLUTELEG	Flute Leg	R•41
FO	Angled Fillers	Q•13
FO	Office Fillers	Q•2
FOLCROWN	Full Overlay Crown Moulding	R•3
FOOTMETAL	Bath Feet	P•67
FOOTTULIPSQ	Tulip Foot Square	R•29
FPE	Flush Panel End Modification	G•26
FR	Finished Ends Modification	G•8
FRNCNTYFOOT	French Country Foot	R•31
FRNCNTYLEG	French Country Leg	R•38, R•39
FRNCNTYRDLEG	French Country Reeded Leg	R•39
FRNCNTYSQLEG	French Country Square Leg	R•39
FRNLG	Queen Anne Leg	R•40
FS	Floating Shelf	J•91, R•22
FSCO..KIT	Food Storage Container Organizer Kit	S•2
FTF	Tall Fluted Fillers	Q•5
FTK	Flush Toekick Modification	G•21
FTKAV	Flush Toekick - Arch Modification	G•21
FU	Angled Fillers	Q•13
FV	Angled Fillers	Q•13
FV	Vanity Fillers	Q•2
FW	Angled Fillers	Q•13
FW	Wall & Base Fillers	Q•3
GAELICLEG	Gaelic Leg	R•41
GAMD	Gallery Mullion Door Modification	G•14
GLAZEPEN	Glaze Pen	E•12
GLAZEQUART	Quart of Glaze	E•12
GPOKIT	Bath Grooming Pull-out Kit	P•67
GRO	Grape Rosette	R•16
GROVLY	Grape Decorative Onlays/Overlays	R•21
GSK	Bath Glass Shelf	S•7
GSK	Glass Shelf Kits	S•7
H..DF	Hearth Door Front Configurations	K•24, K•25
HAMPERKIT	Bath Hamper Kit	P•66
HAMPERKIT	Chrome Hamper	S•12
HAMPPEDFOOTC	Hampton Pedestal Foot, Corner	R•31
HAMPPEDFOOTCTR	Hampton Pedestal Foot, Center	R•31
HAMPPEDFOOTL	Hampton Pedestal Foot, Left	R•31
HAMPPEDFOOTR	Hampton Pedestal Foot, Right	R•31
HB	Hutch Base	L•106
HCG	Horizon Door Modification	G•15
HCP	Horizon Door Modification	G•15
HE	Hutch End Panel	O•20
HIF	Inset Finial Hinges	S•16
HINGE	Hinges	S•15
HINGEISCPLT	Hinge Plates	S•16
HINGERESCLIP	Hinge Angle Restriction Clip	S•15
HINGERESCLIPIN	Hinge Angle Restriction Clip Inset	S•15
HL	Hearth Liner	K•26
HM	Hearth Mantel	K•23
HNGSPACER	Hinge Spacers	S•14
HOF	Hearth Overlay Fillers	K•26
HP	Hearth Pier	K•22
HPP	Hearth Pier Pull-out	K•23
HPPKIT	Hearth Tower Pull-out Kit	S•8
HS	Hearth Shelf	K•25
IAPPLIANCE	Inset Appliance Panels	O•30
ICM	Inside Corner Moulding	R•8
ICMA	Inside Corner Moulding (#2)	R•8
ID	Increased Depths Modification	G•39
IF	Inset Finial Hinges Modification	G•12
IH	Increased Heights Modification	G•40
INDFOOT	Industrial Foot	R•33
INSCROWN	Insert Panel Crown	R•4
INSERTFRM	Create-A-Crown Insert	R•4
INT.ALL.LGT	Add Interior Light to All Openings of Cabinet	T•2
INT.BTM.LGT	Add Interior Light to Bottom Opening of Cabinet	T•3
INT.LGT	Add Interior Light to Single Opening Wall Cabinet or Corner Base Cabinet	T•2
INT.MID.BTM.LGT	Add Interior Light to Middle and Bottom Openings of Cabinet	T•3
INT.MID.LGT	Add Interior Light to Middle Opening of Cabinet	T•2
INT.TOP.BTM.LGT	Add Interior Light to Top and Bottom Openings of Cabinet	T•3
INT.TOP.LGT	Add Interior Light to Top Opening of Cabinet	T•2
INT.TOP.MID.LGT	Add Interior Light to Top and Middle Openings of Cabinet	T•3
INTGE	Integral End Modification	G•28
INVFRM	Inverted Frame Modification	G•21
IPE	Inset Panel Ends Modification	G•27
IW	Increased Widths Modification	G•46, G•48
JINSERTLRC	Contemporary Light Rail Moulding	R•5
JINSERTLRT	Traditional Light Rail Moulding	R•5
JWHL	Wood Hood Linear	K•12
JWHSHIPCH	Wood Hood Shiplap Tapered Chimney	K•10
JWHSHIPSTR	Wood Hood Shiplap Straight	K•9
JWHSHIPSTRCB	Wood Hood Shiplap Straight w/Corbels	K•9
JWHSHIPT	Wood Hood Shiplap Tapered	K•10
JWHSHIPTCB	Wood Hood Shiplap Tapered w/Corbels	K•10
KBT	Keyboard Tray	O•25
KCUP	Wood Tiered K-Cup Drawer w/Installation Hardware	S•6
KENSFOOT	Kensington Foot	R•31
KENSINGLEG	Kensington Leg	R•39
KF	Stainless Hood Filter	K•13
KNOB	Decorative Pulls & Knobs	S•17-S•18
LB	Light Baffle	R•5
LC	Linen Closet	P•50
LCRH	Linen Closet w/Removable Hamper	P•51
LEXISLKIT	Lexington Island Pedestal Kit	R•43
LEXSHLFSTRP	Lexington Shelf Strap	R•24
LEXTBLKIT	Lexington Table Pedestal Kit	R•43
LGCORBEL	Large Shelf Support	R•23
LGGRPSUPPORT	Large Grape Shelf Support	R•23
LH..KIT	Lid Pull-out Kit	S•13

Code	Description	Page Number
LIFLUTFOOT	Lille Fluted Foot	R•29
LIFOOT	Lille Foot	R•29
LO	Lid Organizer	S•8
LOSC	Large Outside Corner	R•9
LRCROWN	Large Insert Crown	R•3
LRM	Light Rail Moulding	R•5
LSACROWN	Large Straight Angle Crown Moulding	R•3
LSHAKER	Large Shaker Crown Moulding	R•3
LSM	Large Scribe Moulding	R•7
LSP	Lazy Susan Pull-out	L•78
LSPOLEKIT	Lazy Susan Pole Kit	S•8
LT	Linen Storage Cabinet	P•51
MADEFOOT	Madeline Bun Foot	R•31
MADELINEPOSTL	Madeline Post, Large	R•37
MADFOOT	Madison Foot	R•31
MAGCATCHINSET	Inset Magnetic Catches	S•15
MCFOOTM	Mid-Century Foot, Medium	R•33
MCFOOTS	Mid-Century Foot, Short	R•32
MCFOOTT	Mid-Century Foot, Tall	R•33
MCG	Mission Door Modification	G•15
MCISLCOLUMN	Mid-Century Island Column	R•47
MCLEG	Mid-Century Table Leg	R•42
MCMFOOT	Mid-Century Metal Foot	R•33
MCP	Mission Door Modification	G•15
MCVANCOLUMN	Mid-Century Vanity Column	R•47
MD	Mullion Doors Modification	G•16
MDCCRNSHLF	Modern Corner Shelf	R•22
MDCLIPS	Mullion Door Clips	S•14
MDENTIL8	Dentil Moulding	R•6
MDFLCRNSHLF	Modern Floating Corner Shelf	R•22
METBARCOLUMN	Metro Bar Column	R•45
METISLCOLUMN	Metro Island Column	R•45
METROFOOT	Metropolitan Foot	R•32
MFO	Modified Full Overlay Modification	G•13
MIP	Matching Interior Modification	G•9
MIXKIT	Mixer Shelf w/Pop-Up Shelf	S•8
MLDG	Moulding Location Modification	G•36
MSACROWN	Medium Straight Angle Crown Moulding	R•3
MTCROWN	Tall Crown Moulding	R•4
MUNTIN	Door Rail Material	Q•23
MV	Vanity Base without Shelf	P•13
MW	Wall Microwave Cabinet	N•3
MW	Wall Microwave Double Door Cabinet	N•4-N•8
NAT	Natural Material	Q•20
NATVEN	Natural Veneer	Q•21
NHC	No Hinge Cut Modification	G•16
NMCFOOTM	Notched Mid-Century Foot, Medium	R•33
NMCFT	Notched Mid-Century Foot, Tall	R•33
NMCILSCOLUMN	Notched Mid-Century Island Column	R•47
NMCVANCOLUMN	Notched Mid-Century Vanity Column	R•47
NOBEAD	Inset Door Modification	G•12
NOULEG	Plain Nouveau Island Column	R•45
NOULEGT	Plain Nouveau Bar Column	R•45
O..BCFP	Box Column Fillers, Office	Q•11
OBRB	Open Bottom Rail Base Modification	G•22
OC	Outside 135° Corner Moulding	R•8
OCD	Double Oven Trimmable Cabinet	N•35-N•36
OCD..AC	Built-in Double Oven Cabinet	N•47-N•50
OCD..DD	Double Oven Trimmable Cabinet w/Deep Drawer	N•51-N•52
OCM	Outside Corner Moulding	R•8
OCM..AC	Tall Built-in Microwave Cabinet	N•17-N•19
OCS	Single Oven Trimmable Cabinet	N•43-N•44
OCS..AC	Built-in Single Oven Cabinet	N•39-N•42
OCS..DD	Single Oven Trimmable Cabinet w/Deep Drawer	N•45-N•46
OCSD	Single Oven Trimmable Cabinet w/Drawers	N•37-N•38
OCSD..AC	Built-in Single Oven Cabinet w/Drawers	N•31-N•34
OFB	Base Overlay Fillers	Q•9
OFBC	Overlay Fillers	Q•10
OFO	Office & Vanity Overlay Fillers	Q•9
OFV	Office & Vanity Overlay Fillers	Q•9
OGEEM	Ogee Moulding	R•6
OL	Utility Overlay Fillers	Q•9
OL	Wall Overlay Fillers	Q•8
OMC	Microwave & Single Oven Trimmable Cabinet	N•27-N•28
OMC..AC	Built-in Oven Microwave Cabinet	N•22-N•26
OMC..DD	Microwave & Single Oven Trimmable Cabinet w/Deep Drawer	N•29-N•30
OSV	Overlay Valance	R•21
PAINTQUART	Quart of Paint	E•12
PDM	Premium Door Mechanism	S•16
PDO	Pegged Dish Organizer	S•8
PDOPOSTS	Pegged Dish Organizer	S•8
PEDFOOTC	Pedestal Foot - Corner	R•29
PEDFOOTL	Pedestal Foot - No Return Left	R•29
PEDFOOTR	Pedestal Foot - No Return Right	R•30
PEDFOOTRETL	Pedestal Foot - Return Left	R•30
PEDFOOTRETR	Pedestal Foot - Return Right	R•30
PFINBTMB	Finished Bottom Modification	G•8
PIL	Pilasters	Q•24, Q•25
PPH..KIT	Pots & Pans Pull-out Kit	S•9, S•13
PPP..KIT	Pots & Pans Pull-out Kit	S•9, S•13
PRCCOLUMN	Pacific Rim Create A Column	R•47
PRISLCOLUMN	Pacific Rim Island Column	R•47
PRLEG	Pacific Rim Leg	R•42
PRMD	Prairie Mullion Doors Modification	G•16
PRO	Profiled and Finished Edges Modification	G•9
PRO.ALL	Profiled and Finished Edges - All Modification	G•9
PSBKIT	Plastic Storage Bins	S•8
PTOWB	Push-to-Open Wastebasket Modification	G•13
PULL	Decorative Pulls & Knobs	S•17-S•18
PWRPOD	Power Pod	S•11
PY	Pantry Unit	M•29-M•30
QACRNRACALEG	Queen Anne Corner Acanthus Leg	R•40
QACRNRFLUTLEG	Queen Anne Corner Fluted Leg	R•40
QACRNRLEG	Queen Anne Corner Leg	R•40
QAFOOT	Queen Anne Foot	R•32
QALEGT	Queen Anne Buffet Column	R•46
QASCROLLFOOT	Queen Anne Scroll Foot	R•32
QRM	Quarter Round Moulding	R•8
R..PD	Range Platform w/Drawers	L•58
RCPV	Recessed Panel Valance	R•18
RCTM	Round Countertop Moulding	R•7
RD	Reduced Depths Modification	G•39
RDBUNNFOOT	Bunn Foot	R•29
RDLEG	Reed Leg	R•34
REC	Recessed Vanity Wall Modification	G•22
RECTK	Recessed Toekick Modification	G•29
RECTK_6	Recessed Toekick – 6" Modification	G•29
RECTKFRT	Recessed Toekick Front Modification	G•30
RECTKFRT6	Recessed Toekick Front – 6" Modification	G•30
RETAINER	Retainer Clips	S•14
RH	Reduced Heights Modification	G•40
RHSS	Range Hood Stainless Steel Square	K•13
RHST	Range Hood Stainless Steel Tapered	K•13
ROPELEG	Rope Leg	R•40
ROSETTEACA	Acanthus Rosette	R•16
ROSETTEFLW	Flower Rosette	R•16
ROSETTEGAE	Small Gaelic Rosette	R•16
ROSETTELGPK	Peaked Large Rosette	R•16
ROSETTEMIS	Mission Rosette	R•16
ROSETTEPINN	Pinnacle Rosette	R•21
ROSETTESMPK	Peaked Small Rosette	R•16
ROSETTETRIAD	Triad Rosette	R•21
ROSFLUT	Rose Fluting Modification	G•50
ROSFLUT	Rose Fluting on Fillers Modification	G•50
ROUNDBASE	Round Base	R•44
RPM	Rope Moulding	R•6
RPV	Raised Panel Valance	R•18
RSTCCRNSHLF	Rustic Corner Shelf	R•21
RSTCFLTCRNSHLF	Rustic Floating Corner Shelf	R•22
RT	Roll Trays Modification	G•32
RT..SP	Roll Tray Kit	S•9
RW	Reduced Widths Modification	G•49

Code Index

Code	Description	Page Number
SACROWN	Straight Angle Crown Moulding	R•3
SB	Sink Base	L•38, L•43
SB..CDY	Sink Base Double Door w/Caddy	L•39
SB..CM	Sink Base Double Door w/CabMat	L•39
SB..D	Sink Base w/Drawer Below	L•50
SB..S	Sink Base SuperCabinet	L•45
SB..SCDY	Sink Base SuperCabinet w/Caddy	L•45
SB..SCM	Sink Base SuperCabinet w/CabMat	L•46
SB..ST	Sink Base w/Tilt-out Tray	L•40-L•41, L•44
SB..STCDY	Sink Base w/Tilt-out Tray & Caddy	L•42
SB..STCM	Sink Base w/Tilt-out Trays & CabMat	L•42
SB..STS	Sink Base SuperCabinet w/Tilt-out Tray	L•46
SB..STSCDY	Sink Base SuperCabinet w/Tilt-out Tray & Caddy	L•47
SB..STSCM	Sink Base SuperCabinet w/Tilt-out Trays & CabMat	L•47
SBARLEG	Bar Leg	R•35
SBCADDY	Sink Base Cleaning Caddy	S•14
SBCADDY	Sink Base Cleaning Caddy Modification	G•51
SBCADDYSM	Sink Base Cleaning Caddy	S•14
SBCADDYSM	Sink Base Cleaning Caddy Small Modification	G•51
SBE	Single Bead Edge	R•6
SBM	Single Bead Moulding	R•6
SBS	Countertop Support	R•23
SCM	Soffit Scribe Crown Moulding	R•4
SCPDRW	Scooped Drawers Modification	G•32
SD	Spice Drawer	S•10
SF	Sink Front	L•51, L•52
SFB	Sink Front Bottom	L•52
SFM	Soffit Filler Moulding	R•2
SGLPN	Single Panel Tall Door Modification	G•13
SHAPE	Profile Edge Moulding	R•7
SHELF	Shelving Material	Q•22
SHELFIND	Floating Shelf	R•22
SHELFIND	Industrial Shelf	R•22
SHELFPEGS	Plastic Shelf Clips	S•14
SHKRCRM	Shaker Crown Moulding	R•3
SHM	Shoe Convex Inside Corner Moulding	R•8
SHMD	Shaker Mullion Door Modification	G•16
SIMCROWN	Simplicity Crown	R•2
SISLLEG	Island Leg	R•36
SLS..KIT	Lazy Susan Kit	S•8
SLSCR	Super Lazy Susan w/Chrome Rail	L•76
SLSCR..CD	Super Lazy Susan w/Chrome Rail & Corner Drawer	L•77
SLSCR..KIT	Lazy Susan Kit	S•8
SLSCR..RS	Super Lazy Susan w/Chrome Rail & Reduced Shelf	L•72
SLSW	Super Lazy Susan	L•74
SM	Small Batten Moulding	R•8
SM..LG	Large Batten Moulding	R•8
SMCORBEL	Small Shelf Support	R•23
SMCOVECROWN	Small Cove Crown Moulding	R•2
SMGRPSUPPORT	Small Grape Shelf Support	R•23
SMLR	Small Light Rail Moulding	R•5
SMSQFOOT	Square Foot	Q•15, R•29
SOC	Single Outlet Cover	R•50
SOLID	Solid Wood	Q•22
SPICE..PG	Spice Pull-out	S•10
SPLEG	Spool Leg	R•34
SPLITDR	Split Doors Modification	G•13
SPLITDRWS	Split Drawers Modification	G•13
SPTRINGEND	Split Turning Systems End	R•17
SPTRINGREED	Split Turning Systems Reed	R•17
SPTRINGROPE	Split Turning Systems Rope	R•17
SPTRINGSPOOL	Split Turning Systems Spool	R•18
SQBARLEG	Bar Leg, Square	R•35
SQISLLEG	Island Leg, Square	R•36
SQLEG	Square Leg w/Sleeve	R•42, R•43
SRP	Single Rocker Plate	R•50
SRT	Scooped Roll Tray Modification	G•32
SRT..SP	Scooped Roll Tray Kit	S•10
SSC	Lacquer Spray Can	E•12
SSM	Small Scribe Moulding	R•7
SSP	Single Switch Plate	R•50

Code	Description	Page Number
STAINQUART	Quart of Stain	E•12
STAND	Standard Drivers	T•1
STBRACKETIND	Industrial Bracket, Straight	R•24
STKMLD	Stack Moulding Kits	R•10-R•15
STM	Soffit Trim Moulding	R•5
STORB	Storage Open Rail Base Modification	G•22
STR	Sliding Towel Bar	S•10
STR	Starter Moulding	R•2
STRETCHERMAT	Stretcher Material	Q•22
STRS	Starter Shaker Moulding	R•2
STW	Stacked Wall	J•28-J•35
STW	Stacked Wall Cabinet Heights Modification	G•22
STWAG	Stacked Wall w/Vertical-lift	J•36-J•39
STWDAG	Stacked Wall w/Appliance Garage	J•24-J•27
STWEC	Stacked Wall End Cabinet Single Door	J•42
STWEC..D	Stacked Wall End Cabinet Double Door	J•41
STWTC	Stacked Wall Transition Cabinet	J•43, J•44
SUMFOOT	Summit Foot	R•30
SWCRM	Crown Moulding	R•2
SWLCRM	Large Crown Moulding	R•3
SWTCRM	Solid Wood Tall Crown Moulding	R•4
SWVCRM	Insert Crown Moulding	R•3
T..BCAV	Tall Bookcase w/Arched Valance	O•29-O•31
T..BCFP	Box Column Fillers, Tall	Q•12
T4SLEG	Tapered 4-Sided Leg	R•30
TABLETHLDR	Tablet Holder	S•11
TAPLG	Tapered Leg	R•30
TB8WD	Toe Board Trim	Q•19
TBATM	Traditional Batten Moulding	R•8
TBEM	Triple Bead Moulding	R•6
TBMWB	Oven Microwave Trimmable Cabinet	N•20-N•21
TBN	Nickel Towel Bar Modification	G•24
TCEP	Corner End Panels	Q•23
TCG	Transom Doors Modification	G•17
TCM	Beveled Edge Moulding	R•7
TCP	Transom Doors Modification	G•17
TCROWNM	Tall Crown Moulding	R•4
TD	Base w/Tray Divider	L•83
TD	Tray Divider Modification	G•52
TD..BCAV	Tall Bookcase w/Doors & Arched Valance	O•32-O•34
TD..FH	Full Height Base w/Tray Divider	L•83
TDKIT	Tray Divider	S•10
TDO..BCAV	Tall Bookcase w/Office Height Doors & Arched Valance	O•38-O•40
TDRO	Tray Divider Roll-out	S•10
TDROHDWONLY	Tray Divider Roll-out	S•10
TDV..BCAV	Tall Bookcase w/Vanity Height Doors & Arched Valance	O•35-O•37
TEP	Angled Tall End Panels	Q•15
TEP	Refrigerator Panel	Q•16-Q•18
TEP..OF3WD	End Panels - Full Overlay	Q•15
TEPS	Skins	Q•18
TEPS..VG	English Country Car Siding Skins	Q•19
TF	Tall Fluted Fillers	Q•5
TF	Utility Fillers	Q•3
TKC	Toekick Caps	Q•19
TKP	Toekick Pedestal Modification	G•30
TKTLFOOT	Toekick Tulip Foot	R•29
TLCROWN	Tall Crown Moulding	R•4
TLEG	Tapered Leg	R•30
TLFOOT	Tulip Foot	R•29
TLR	Traditional Light Rail	R•5
TM	Trim Moulding	R•4
TONERQUART	Quart of Toner	E•12
TOTSSS	Tilt-out Tray(s) Stainless Steel	S•6
TPP	Tall Pantry Pull-out	M•26-M•28
TRIBRKT	Mid-Century Bracket	R•23
TROSETTE	Traditional Rosette	R•16
TSTM	Traditional Soffit Trim Moulding	R•4
TUK	Touch-up Kit	E•12
TVR	Top Valance Rail Modification	G•23
TWH	Tapered Wood Hood	K•12
TWHBLOWER	Wood Hood Blower	K•14

Code	Description	Page Number
U	Utility	M•3-M•15
U..RT	Utility w/Roll Trays	M•21-M•25
U3D	Utility w/Three Drawers	M•16, M•17
U4D	Utility w/Four Drawers	M•18, M•19
UCD	Under Counter Drawer	P•46
UCD..T	Under Counter Drawer, Trimmable	P•46
UDBX	U-shaped Drawer Box Modification	G•33
UDRT..SP	U-shaped Deep Roll Tray Kit	S•7
UI	Utility Inverted	M•20-M•21
UOC	Utility Organizer Cabinet	M•31-M•38
UOCDZ	Utility Organizer Drop Zone Cabinet	M•39-M•40
UOCDZ..AE	Utility Organizer Drop Zone Cabinet w/Authentic End	M•41
URBISLCOLUMN	Urban Island Column	R•46
URT	U-shaped Roll Tray Modification	G•34
URT..SP	U-shaped Roll Tray Kit	S•7
UV	Vanity Utility	P•47-P•49
V	Valances	R•19-R•20
V	Vanity Base Single Door without Shelf	P•11
V	Vanity Base without Shelf	P•12
V..BCFP	Box Column Fillers, Vanity	Q•11
V..S	Vanity Base Single Door w/Shelf	P•9
V..S	Vanity Base w/Shelf	P•10
VACSF	Vanity Angled Corner Sink Front	P•45
VB	Vanity Base, Double Door w/Drawer	P•8
VB	Vanity Base, Single Door w/Drawer	P•7
VBP	Vanity Base Pull-out	P•13
VBPKIT	Vanity Base Pull-out Kit	S•11
VCDB..D	Vanity Combination Drawer Base w/Three Drawers	P•28
VCSD..FP	Vanity Sink Drawer Base w/Three Drawers & False Panel	P•23-P•24
VDB	Vanity Three Drawer Base	P•42-P•43
VDL2130WD	Tapered Vanity End Panel	Q•20
VEN	Veneer	Q•21
VEPS	Skins	Q•18
VEPS..VG	English Country Car Siding Skins	Q•19
VFR	Valley Forge Moulding	R•5
VH..FH	Vanity Hamper Base Cabinet	P•38
VLSO	L-shaped Organizer	G•50
VM	Vanity Mirror	P•5
VMP	Bath Mirror Wall Pull-out	P•66
VS3D	Vanity Sink Base w/Three Drawers	P•25
VSB	Vanity Sink Base w/False Panel	P•14-P•17
VSB..U	Vanity Sink Base w/U-shaped Roll Trays	P•17
VSBD	Double Vanity Sink Base	P•37
VSBS	Victorian Countertop Support	R•23
VSD..FP	Vanity Sink Drawer Base w/False Panel	P•21-P•22
VSF	Vanity Sink Front	P•41
VSHDB..D	Vanity Sink & Hamper Drawer Base	P•39
VSSB..ST	Vanity Sink Base SuperCabinet w/Tilt-out Trays	P•18
VTK	Void Toekick Modification	G•30
VUD	Vanity Utility w/Drawers	P•50
VV	Straight Valance	R•19
VWB	Vanity Wastebasket Container	G•52
VWR	Vanity Recessed Cabinet	P•4
VWR	Vanity Wall Recessed Cabinet	P•5
W	Vanity Wall	P•3, P•4
W	Wall	J•3-J•19
W	Wall Refrigerator	J•45-J•48
W	Wine Cube Horizontal	J•96
W..BCAV	Wall Bookcase w/Arched Valance	O•26-O•28
W..BCFP	Box Column Fillers, Wall	Q•10
W..CIA	135° Corner Inside Wall	J•89
W..COA	135° Corner Outside Wall	J•88
W..P	Wall Peninsula	J•74-J•77
W..PO	Wall Refrigerator Pull-out Cabinet	J•49
W2D	Wall w/Two Drawers	J•20-J•21
W3D	Wall w/Three Drawers	J•22-J•23
WAIN	Wainscoting	Q•27
WASTEBIN	Wastebasket Only	S•12
WB	Wall Base	L•23
WBCPO	Wall Box Column Pull-out, Plain	J•103
WBCPO..OL	Wall Box Column Pull-out, Overlay	J•104
WBCPOKCUP	Wall Box Column Pull-out w/K-Cup	J•105
WBMW	Wall Built-in Microwave Double Door Cabinet	N•5-N•10
WBMW..AC	Wall Built-in Microwave Double Door Cabinet	N•5-N•10
WC	Wall Corner Double Door	J•55-J•63
WC	Wall Corner Single Door	J•52-J•62
WCD	Wall China Display	J•95
WCT	Traditional Window Casing	R•9
WCT	Water Closet	P•6
WCV	Wine Cube Vertical	J•96
WEAS	Wall Easy Access Storage Cabinet	J•13
WEAVEBUNFOOT	Weaved Bun Foot	R•32
WEAVELEG	Weaved Island Column	R•46
WEAVELEGL	Large Diamond Weaved Island Column	R•46
WEC	Wall End Cabinet Single Door	J•87
WEC..D	Wall End Cabinet Double Door	J•86
WEP	Angled Wall End Panel	Q•14
WEP	Corner End Panels	Q•23
WEPF	Wall End Panel	Q•13
WEPOF..WD	End Panels - Full Overlay	Q•15
WEPS	Skins	Q•18
WEPS..VG	English Country Car Siding Skins	Q•19
WFOOTCHARLESTON	Charleston Bead Column w/Foot	R•47
WGH	Stem Glass Holder	S•10
WHA	Classic Wood Hood Arch	K•3
WHAFP	Wood Hood Arch Flat Panel	K•3
WHAS	Wood Hood Artisan Straight	K•12
WHC	Classic Wood Hood Chimney	K•4
WHCA	Wood Hood Canopy Arched	K•5
WHCS	Wood Hood Canopy Square	K•6
WHNA	Wood Hood Nantucket Arch	K•8
WHNC	Wood Hood Nantucket Chimney	K•8
WHNS	Wood Hood Nantucket Straight	K•8
WHS	Classic Wood Hood Square	K•4
WHSBATTEN	Wood Hood Straight Batten - Profiled	K•7
WHSFP	Wood Hood Square Flat Panel	K•4
WHSMC	Wood Hood Simple Chimney	K•11
WHSMT	Wood Hood Simple Tapered	K•11
WHSMTCB	Wood Hood Simple Tapered w/Corbels	K•11
WMC	Wall Message Center	J•90
WNR	Wall Wine Rack	J•93
WNRMAT	Criss Cross Wine Rack Material	Q•20
WOBS	Wall Organizer & Bookshelf	J•92
WOCB	Wall Open Cabinet w/Car Siding Back	J•51
WOCP	Wall Open Cabinet w/Plain Back	J•50
WOODTOP	Wood Tops	Q•6
WORG	Wall Organizer	J•91
WP	Paneling	Q•19
WQRES	Wall Quarter Round End Shelf	J•98-J•101
WS	Wide Stiles Modification	G•24
WSC	Wall Wine Storage Cabinet	J•94
WSCRIBE	Wide Scribe Moulding	R•7
WSD	Wall Spice Drawer Horizontal	J•97
WSDV	Wall Spice Drawer Vertical	J•97
WSP	Wall Spice Pull-out Cabinet	J•101
WSPKIT	Wall Spice Pull-out Kit	S•11
WSRC	Wall Spice Rack Cabinet	J•102
WTC	Wall Transition Cabinet	J•40
WTCD	Wood Tiered Cutlery Divider Drawer Modification	G•52
WTCD	Wood Tiered Cutlery Divider Drawer w/Installation Hardware	S•5
WTCLIP	Clipped Corner Wood Tops Modification	G•35
WTH..BF	Wall Top Hinge w/Bifold	J•15
WTH..CLIP	Hinge Restriction Clip	S•16
WTH..SL	Wall Top Hinge w/Stay Lift	J•9
WTKCUP	Wood Tiered K-Cup Drawer Modification	G•52
WTOPBAC..BE	Wood Tops for Angled & Base End Cabinets - Beveled Edge	Q•7
WTOPBAC..OG	Wood Tops for Angled & Base End Cabinets - Ogee Edge	Q•7
WTOPBAC..RO	Wood Tops for Angled & Base End Cabinets - Round Over	Q•8
WTOPBAC..SE	Wood Tops for Angled & Base End Cabinets - Square Edge	Q•8
WTR	Wide Top Rail Modification	G•24
WTVD	Wood Tiered Vanity Drawer Kit	S•6
WVL	Wall Top Hinge w/Vertical-lift & Stay Lift	J•5-J•6
WWR	Wall Cabinet w/Wine Rack	J•92
XEND	X-End Panel	R•50

Notes

CONSTRUCTION OPTIONS

Consider exposed end options:

- ☐ Adding a veneer finished end (FL or FR) will age uniformly with the rest of the kitchen.
- ☐ Apply Flush End (FPEL/FPER). This will allow the ends to age uniformly with the rest of the kitchen and will make it flush.
- ☐ Upgrade exposed cabinet ends with Authentic Ends (AUTHL/AUTHR/AUTHB) Modification.

WOOD AND FINISH CHARACTERISTICS

Review specific details with the customer:

- ☐ Mineral Streaks, Birdseye Dots, Grain Variations (especially Rustic Alder).
- ☐ Color Variations/Darkening (especially Natural/Light Cherry).
- ☐ Finish Variations (Glazes are "consistently inconsistent"), hairline cracks may develop at frame joints on painted frame.
- ☐ Underside of cabinets are Natural Maple. Use light rail or PFINBTMB to hide, especially when designing with peninsula wall cabinets. For cabinets that are bridged between taller adjacent cabinets, specify PFINBTMB modification. See page G•8 for more details.

SMART SOLUTIONS™

Review storage and usage needs with Customer. See chart on pages I•1-I•2 for more Smart Solutions™.

- ☐ Storage Solutions:
  - SuperCabinet™
  - Base Rotating Deep Bin
  - Pegged Dish Organizer
  - Wall Message Center
- ☐ Clean-up Center:
  - Base Wastebasket

CLEARANCES

- ☐ Add fillers or extended stiles between end cabinets and walls on full overlay door styles.
- ☐ Allow space between door/window trim and end cabinets for countertop and top moulding overhang.
- ☐ Include refrigerator door hinges in overall refrigerator height when placing cabinets above it.

Maintain a minimum clearance of 3″ by pulling blind corners as follows:

- ☐ Full Overlay: 1 1/4″, Standard Overlay 1/2″. (More is needed in certain situations such as when adjacent to an appliance or when using oversized pulls or knobs.)
- ☐ Allow sufficient clearance (3″) on each side of accessory cabinets (such as roll-out trays, swing-out units, etc.). Doors on these cabinets must open fully for accessories to be functional.
- ☐ Ensure the height between the cooktop and range hood is 24″ to meet NKBA guidelines.

Qualify customer carefully on upper cabinet/microwave advantages/disadvantages as follows:

- ☐ Minimum of 18″ from cooktop to upper cabinet/above the range microwave which allows for easy access to either, but less room over back burner.
- ☐ Minimum of 21″ from cooktop to upper cabinet/microwave which allows for access to large pots on back burner of cooktop, but longer reach to microwave.

FILLERS

- ☐ Place fillers toward end of run where least conspicuous if needed.
- ☐ Attach overlay fillers on top of the base, wall, or tall fillers when using full overlay door styles to maintain a consistent reveal. Don't forget to include blind corner fillers.
- ☐ Add a filler at least 6″ wide to accommodate a decorative onlay when the filler is used as valance.

VARYING HEIGHTS AND DEPTHS

- ☐ Also increase the depth of a wall cabinet run when you increase the height (so moulding on adjacent cabinet will kill into the side of the taller cabinet).
- ☐ Skin the sides of tall cabinets to keep adjacent base and wall cabinets out from reveal of tall cabinet.
- ☐ Add increased depth on tall end panels for a built-in look for deep refrigerators.
- ☐ Account for the additional support needed for wall cabinets with a depth of 18″ or greater. This can be achieved by installing a soffit or end panels.

MATCHING INTERIOR CABINETS/GLASS OPTIONS

- ☐ Verify cut-for-glass or mullion door option is available on desired cabinet size. (See pages H•4-H•12 for available cut-for-glass/mullion door sizes.)
- ☐ Verify glass insert option is available for desired cut-for-glass door size chosen.
- ☐ Verify matching interior option has been selected for all open or glass cabinets.
- ☐ Use light rail and PFINBTMB to hide color variation between bottom of cabinets with and without matching interior.
- ☐ Verify mullion door lite grid matches customer expectations.

MOULDINGS

- ☐ Order rosettes and plinths in beaded or fluted styles to match fillers.
- ☐ Verify correct amount of crown moulding has been ordered.
- ☐ Order toekick caps.
- ☐ Order extra scribe.

ISLANDS AND PENINSULAS

- ☐ Consider standard height bars are 34 1/2″ tall and require 19″ knee space. Raised bars are 42″ tall.
- ☐ Consider base peninsula cabinets (B_P) are 24 1/4″ deep and require 12″ of knee space. Use back panels/doors to flush non B_P cabinets with B_P cabinets.
- ☐ Use recess toe on sides and back or BBM8 when using multiple base cabinets to create an island.
- ☐ Use outside corner moulding if a skin is exposed on the back of the island.

APPLIANCES

- ☐ Note for all consumers, appliances are not included with any cabinetry product.
- ☐ Do not place dishwashers next to diagonal front cabinet (interference) or next to a range (no countertop support).
- ☐ Verify refrigerator door has enough clearance to open beyond 90° so refrigerator drawers can be utilized. Refer to appliance manufacturer's specs.
- ☐ Order appliance panels.

SPECIAL CONSIDERATIONS

- ☐ Consider V-groove skins and/or decorative doors on exposed cabinet sides in glazed kitchen.

MISCELLANEOUS

- ☐ Order full size touch-up kit (mini touch-up kit included with standard sink base).

TIPS TO THE INSTALLER

#10 x 2 1/2″ installation screws are furnished and packaged inside all cabinets. Proper wall stud or ceiling joist installation is essential for Wall and Peninsula cabinets to support weight. Whenever possible, cabinets should be attached to each other for additional strength. Excessive weight should not be put on cabinets hung by themselves. Shimming may be required to ensure proper alignment. Wallboard alone is not strong enough to support the cabinets.

Our Warranty does not cover damage caused by improper installation. Please be sure to install cabinets properly. If you have questions, please contact your representative or customer service.

kitchen planning guidelines

DOOR/ENTRY
- Door opening should be at least 32″ wide, requiring a minimum 2′ 10″ wide door.

DOOR INTERFERENCE
- Entry door should not interfere with safe appliance operation or appliance doors.

DISTANCE BETWEEN WORK CENTERS
- With three work centers, the total distance traveled should not be more than 26′ with no single leg of the triangle less than 4′ or more than 9′.
- With more than three work centers, each additional travel distance to another work center should be no less than 4′ or more than 9′. Each leg is measured from the center-front of the appliance/sink. No work triangle leg should intersect an island/peninsula by more than 12″.

SEPARATING WORK CENTERS
- A tall obstacle should not separate two primary work centers. A properly recessed tall corner unit is acceptable.

WORK TRIANGLE TRAFFIC
- Major traffic patterns should not cross through the basic work triangle.

WORK AISLE
- The work aisle should be at least 42″ for one cook and at least 48″ for multiple cooks.

WALKWAY
- The walkway width should be at least 36″.

TRAFFIC CLEARANCE AT SEATING
- Allow 32″ of clearance from the table to wall/obstacle if no traffic passes behind a seated diner. If traffic passes behind the diner, allow at least 36″ to edge past or 44″ to walk past.

SEATING CLEARANCE
- 30″ high tables/counters should allow a 24″ wide by 18″ deep space for each seated diner and at least 18″ knee space.
- 36″ high counters should allow a 24″ wide by 15″ deep space for each seated diner and at least 15″ kneespace.
- 42″ high counters should allow a 24″ wide by 12″ deep space for each seated diner and at least 12″ kneespace.

CLEAN-UP/PREP SINK PLACEMENT
- With only one sink, locate it adjacent to or across from the cooking surface and refrigerator.

CLEAN-UP/PREP SINK LANDING AREA
- Include at least a 24″ wide landing space on one side of the sink and 18″ on the other.
- If all the countertop at the sink is not the same height, plan a 24″ landing space on one side of the sink and 3″ of countertop frontage on the other, both at the same height of the sink.

PREPARATION/WORK AREA
- Include a section of countertop at least 36″ wide x 24″ deep next to the sink for a work area.

DISHWASHER PLACEMENT
- Nearest edge of dishwasher should be within 36″ of nearest edge of sink. Provide at least 21″ of standing space between the edge of the dishwasher and countertop frontage/appliances/cabinets which are placed at a right angle to the dishwasher.

WASTE RECEPTACLES
- Include at least 2 waste receptacles, one near the sink and the other nearby for recycling.

AUXILIARY SINK
- Provide at least 3″ of countertop frontage on one side of the auxiliary sink and 18″ on the other side, both at the same height as the sink.

REFRIGERATOR LANDING AREA
- Include at least 15″ of landing area on the handle side of the refrigerator, 15″ on either side of a side-by-side refrigerator, 15″ of landing space which is no more than 48″ across from the front of the refrigerator, and 15″ above or adjacent to any under-counter style refrigerator.

COOKING SURFACE LANDING AREA
- Include a minimum of 12″ of landing area on one side of the cooking surface and 15″ on the other.
- If cooking surface is at a different countertop height than the rest of the kitchen, then the 12″ and 15″ landing areas must be the same height as the cooking surface.
- For safety reasons, in an island or peninsula situation, the countertop should extend a minimum of 9″ behind the cooking surface if the counter height is the same height as the cooking surface.

COOKING SURFACE CLEARANCE
- Allow 24″ between the cooking surface and a protected noncombustible surface above it.
- At least 30″ of clearance is required between the cooking surface and an unprotected/combustible surface above it.
- If a microwave/hood combination is used, then the manufacturer's specifications should be followed.

COOKING SURFACE VENTILATION
- A correctly sized, ducted ventilation system is recommended for all cooking surface appliances. The recommended minimum is 150 CFM.
- Code requires that the manufacturer's specifications be followed. Minimum exhaust rate for a ducted hood is 100 CFM and must be ducted to the outside.
- Make-up air may need to be provided. Refer to local codes.

COOKING SURFACE SAFETY
- Do not locate cooking surface under an operable window.
- Window treatments above cooking surface should not use flammable materials.
- Place a fire extinguisher near the kitchen exit away from cooking equipment.

MICROWAVE OVEN PLACEMENT
- The ideal location for the bottom of the microwave is 3″ below the principle user's shoulder, but no more than 54″ above the floor.

MICROWAVE LANDING AREA
- Provide at least 15″ above, below, or adjacent to the handle side of a microwave oven.

OVEN LANDING AREA
- Include at least 15″ next to or above the oven.
- A 15″ landing area that is not more than 48″ away is also acceptable as long as the oven does not open into a walkway.

COMBINING LANDING AREAS
- If two landing areas are adjacent to one another, determine a new minimum for the two by taking the longer of the two and adding 12″.

(cont'd)

kitchen planning guidelines (cont'd)

COUNTERTOP SPACE
- A total of 158″ of countertop frontage, 24″ deep, with at least 15″ clearance above is needed to accommodate all landing, preparation, work, and storage areas.

COUNTERTOP EDGES
- Clipped or round corners, rather than sharp edges, are recommended on all counters.

STORAGE
- The recommended total shelf/drawer frontage for a small kitchen (less than 150 square feet) is 1400″, for a medium kitchen (151 to 350 square feet) is 1700″, and for a large kitchen (greater than 350 square feet) is 2000″.

Sizes:	S	M	L
Wall	300″	360″	360″
Base	520″	615″	660″
Drawer	360″	400″	525″
Pantry	180″	230″	310″
Misc.	40″	95″	145″

- The totals for wall, base, drawer, and pantry shelf/drawer frontage can be adjusted upward or downward as long as the recommended total stays the same.

STORAGE AT CLEAN-UP/PREP SINK
- The recommended total for a small kitchen is 400″, a medium kitchen is 480″, a large kitchen is 560″, and should be located within 72″ of the centerline of the main clean-up/prep sink.

CORNER CABINET STORAGE
- At least one corner cabinet should include a functional storage device.

ELECTRICAL RECEPTACLES
- GFCI (Ground-Fault-Circuit-Interrupter) protection is required on all receptacles servicing countertop surfaces within the kitchen.

LIGHTING
- Every work surface should be well illuminated. At least one wall switch-controlled light must be placed at the entrance.
- Window/skylight area, equal to at least 8% of the total square footage of the kitchen, or a total living space which includes a kitchen, is required.

bathroom planning guidelines

DOOR/ENTRY
- Doorway opening should be at least 32″, requiring a minimum 2′ 10″ wide door.

DOOR INTERFERENCE
- The door area should include clear floor space for maneuvering which varies according to the type of door and the direction of the approach.

CEILING HEIGHT
- Bathroom floor to ceiling minimum height is 80″. A shower or tub with a shower head shall have a minimum floor to ceiling height of 80″ above a minimum area 30″ x 30″ at the shower head.

CLEAR SPACE
- Plan a clear space of 30″ from the front edge of all fixtures to any opposite bath fixture, wall, or obstacle.
- A minimum space of at least 21″ is required in front of a lavatory, toilet, bidet, and tub, with a 24″ minimum space in front of a shower entry.

SINGLE LAVATORY PLACEMENT
- The distance from the centerline of the lavatory to the sidewall/tall obstacle should be at least 20″.
- The minimum distance required is 15″. The minimum distance required between a wall and the edge of a lavatory is 4″.

DOUBLE LAVATORY PLACEMENT
- The distance between the centerlines of two lavatories should be at least 36″.
- The minimum distance required is 30″.
- The minimum distance required between the edges of two lavatories is 4″.

LAVATORY/VANITY HEIGHT
- The height for a lavatory varies from 32″ to 43″ to fit the user.

COUNTERTOP EDGES
- Clipped or round corners, rather than sharp edges, are recommended on all counters.

SHOWER SIZE
- The interior shower size should be at least 36″ x 36″. The minimum interior shower size required is 30″ x 30″.

STORAGE
- Provide adequate, accessible storage for toiletries, bath linens, grooming and general bathroom supplies.
- Storage of frequently used items should be 15″ to 48″ above floor.

ELECTRICAL RECEPTACLES
- All GFCI receptacles should be located at electrical appliance points of use.

Load bearing floors and shelves meet KCMA standards of 15 lbs. per square foot. Warranty does not cover overloading beyond this point.

To view a complete and updated list of the NKBA Guidelines, visit https://nkba.org/info/guidelines

© Copyright 2010 National Kitchen & Bath Association

Notes

Wood Specifications

When choosing a finish, one needs to consider the substrate or material that is to be used in the cabinet construction. The substrate material is the first characteristic to affect finish. Since no two trees produce the same type of grain pattern or mineral characteristic, the wood grain is unique to a tree (i.e., fingerprints). The amount of allowable mineral and natural variation is outlined by the NHLA (National Hardwood Lumber Association). The type and color of mineral and grain are greatly dependent on the location of where the tree grew in the United States, type of soil and location in the forest. Schrock Boutique does not sort product for certain color, grain or mineral variation. Unique characteristics of wood enhance the beauty of every kitchen. As hardwood ages, it will darken when exposed to different types of light. Color differences or changes in wood can also be caused by exposure to harsh chemicals, extreme heat or other contributing external conditions. Additionally, wood species exhibit other defining characteristics, such as mineral deposits/streaks, knots, sap runs, pin holes and wormholes. These markings make the wood unique and contribute to its enduring beauty. Neither Schrock Boutique nor your Schrock Boutique dealer can be responsible for the type or degree of variations which may actually characterize your cabinetry.

- Alder has a straight fine textured grain similar to Cherry and Maple. Although classified as a hardwood, it is moderately light in weight and considerably softer than other species. Therefore, care must be taken as it will dent and mar easily. Alder may exhibit grain and color variations, sapwood can be distinguishable from the heartwood, tight pin knots are sometimes present.

- Rustic Alder is characterized by its light brown and reddish undertones and may contain a variety of pin holes, open and closed knots of various sizes and colors, small cracks, bird pecks, mineral streaks, and grain variation. Some knots may have small holes through the panel. Larger holes will not be filled. In addition, the wood will contain color difference caused by variations in minerals found in the soil, creating visible mineral tracks.



A. Sound Closed Knot (not moveable) – Expected in Rustic Alder up to approximately 3″ diameter.
B. Sound Knot with Cracks – Expect sound knots with open cracks up to approximately 1″ in length.
C. Open Knot (through door) – Expected in Rustic Alder with open area up to approximately 3/4″ diameter. Note: 3/4″ diameter is about the size of a penny. Holes created by open knots pass completely through the door and are desirable for this rustic look.
D. Unsound Knot (moveable core) – Not to be expected.
E. Knot Cluster (cluster of tight sound knots) – To be expected in Rustic Alder.
F. Worm Holes/Pin Holes (can go through door) – Can be expected on Rustic Alder up to approximately 1/4″ diameter.
G. Worm Tracks – Can be expected on Rustic Alder in sizes up to approximately 1/8″ wide by 8″ long.

NOTE: Doors, drawer fronts, and certain mouldings will utilize Rustic Alder while other parts may utilize Alder or other materials. For mouldings/embellishments and wood hood availability see respective sections.

✍ Signed agreement required with Rustic Alder wood type; see page V•7.

- Cherry is characterized by its red undertones, but may vary in color from white to a deep, rich brown. This color variation can occur in a single door panel. Cherry is a close-grained wood with fairly uniform texture, revealing pin knots and curly graining. All wood will age with time and the finish will darken. This is especially true for Cherry. This is a sought-after quality in Cherry cabinetry, and those who select it expect this evolution.

- Maple is a close-grained hardwood that is predominately white to creamy-white in color, with occasional reddish-brown tones. While Maple typically features uniform graining as compared to other wood species, characteristic markings may include fine brown lines, wavy or curly graining, bird's eye dots and mineral streaks. These traits are natural and serve to enhance Maple's natural beauty.

- MDF (Medium Density Fiberboard) is an engineered wood product composed of wood fibers and resin compressed to create a smooth uniform surface with a consistent core. MDF features no naturally occurring wood characteristics (grain patterns, knots or mineral streaks) and when painted, is more resistant than solid hardwoods to environmentally-induced warping, expansion and contraction. MDF door and drawer front components will be MDF. Face frames and box parts utilize Maple paint material, and trim and panels utilize Maple species. Timeworn, Extra Timeworn, Hewn, and Extra Hewn finish techniques are not available.

- Quartersawn Oak features a tight grain or "comb grain". This grain will reveal a fairly straight pattern that can range from very close together to quite far apart, displaying a slight curve in the grain on the verge of creating a cathedral pattern similar to that of flat cut Oak. Medullary rays, sometimes called "tiger striping" or "flecking" may occur. These rays are a common characteristic of Oak and are evident as shiny patches or scars which cut across the grain of the wood. They reflect light differently than the general grain, especially when finished. They are not usually seen in standard Oak. These medullary rays will occur at random and are not considered a defect.

- Walnut wood features smooth grain, with color variation that can range from deep chocolate, to lighter tones of red/gray/brown. Sapwood areas will be present within Walnut and are lighter in hue, from yellow to light brown. Walnut ages opposite of expectation, becoming lighter and more mellow in color over time and with exposure to light.

No matter which species you choose for your new kitchen or bath cabinetry, please keep in mind that no two pieces of wood are exactly the same. Stains are likely to exaggerate the difference between open and closed grains and other markings in wood. Grain variation and color change should be expected. As hardwood ages, it will darken when exposed to different types of light. Color differences or changes in wood can also be caused by exposure to harsh chemicals, extreme heat or other contributing external conditions. Additionally, wood species exhibit other defining characteristics, such as mineral deposits/streaks, knots, sap runs, pin holes and wormholes. These markings make the wood unique and contribute to its enduring beauty.

In keeping with our practice of continuous product improvement, Schrock Cabinetry may adjust specifications in design and materials as conditions require. Some components may utilize differing materials to ensure a high-quality product in all applications.

Notes

Profile Selection

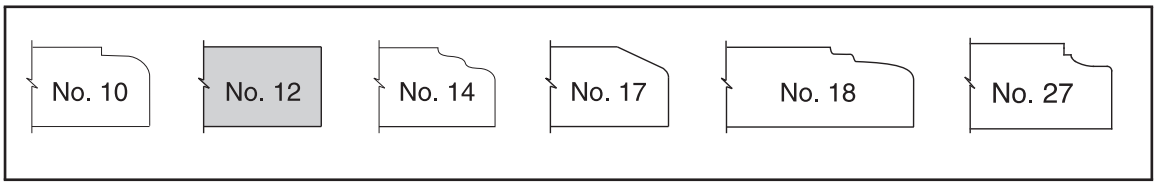

#12 Profile Design Tip

It is not required to specify 1/8″ EXL and/or EXR on cabinets with the #12 profile unless it meets the criteria as shown below.

For full function and access, always use 1/8″ EXL and/or EXR in the following design applications:

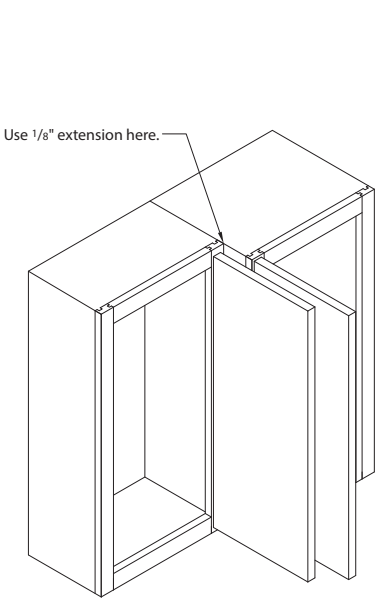

Adjacent cabinets with altered depths

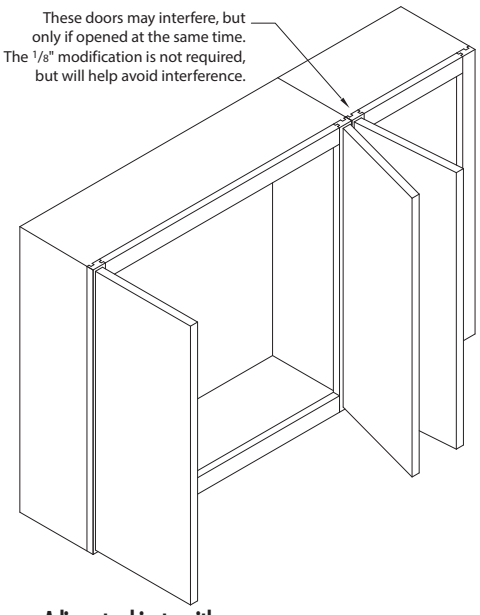

Adjacent cabinets with opposite hinging

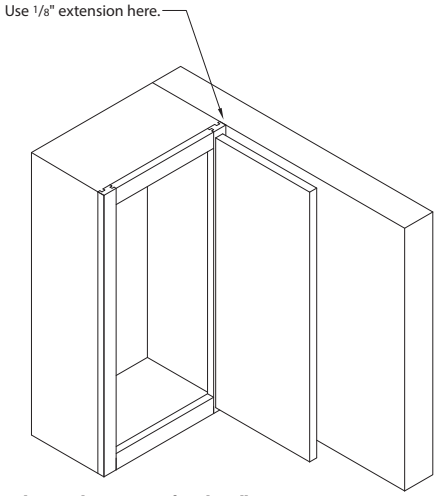

Cabinet adjacent to a fixed wall

Other applications may require the 1/8″ EXL/EXR modification. For example, when cabinets are installed adjacent to a wall.

Full Overlay Styles

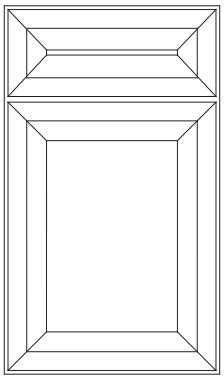
Brennan

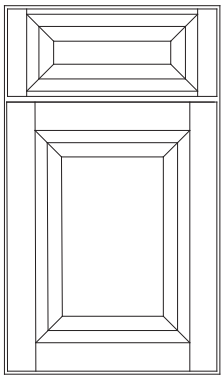
Delaney

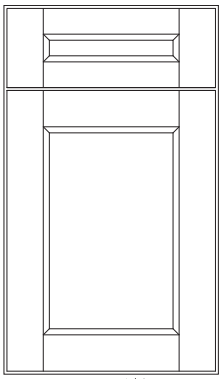
Denton NEW


Garrett

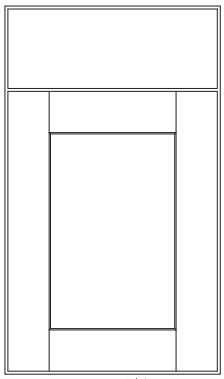
Huxley NEW

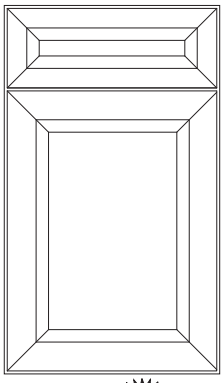
Kennedy NEW


Kirkwood


Lorrina

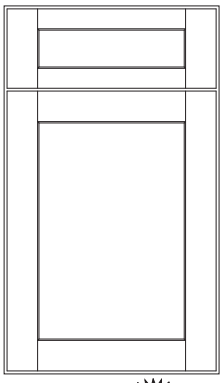
Pleasant Hill NEW


Prestley NEW


Shaydon


Tanner


Vaughn

Brennan Collection*

Full Overlay Door Styles

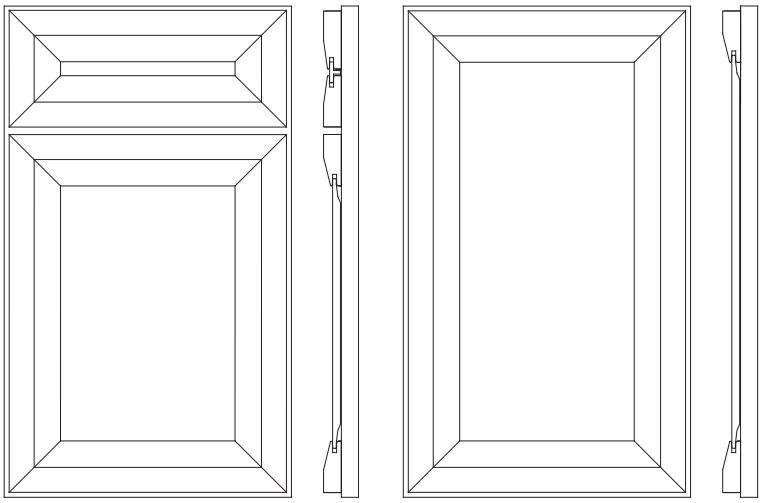

Square Base Cabinet

Square Wall Cabinet

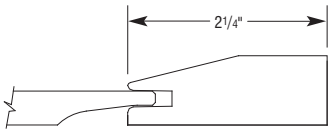

Door Rail/Center Panel Detail

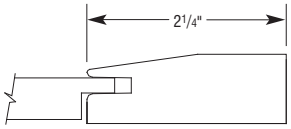

Drawer Rail/Center Panel Detail

Wood Species	Price Column
Alder	3
Cherry	5
Maple	3
Quartersawn Oak	5
Rustic Alder	3
Walnut	6

Outside Profile Selections



Special Notes

- 5-piece mitered drawer front with flat center panel
- Drawer fronts smaller than 5 3/4″ high will have slab front
- 5-piece mitered solid reverse raised panel door

Design Notes

- Solid slab drawer front (DFSLB) available. See page G•11.
- Solid slab drawer front top (DFSLBT) available. See page G•12.
- Mullion doors and Prairie Mullion doors not available.
- 1/8″ EXL and/or EXR options may be required. See page D•1 for details.

Delaney Collection*

Full Overlay Door Styles

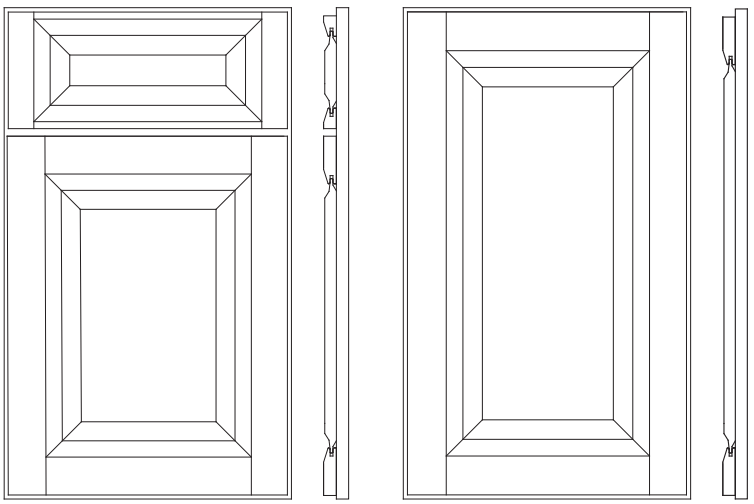

Square Base Cabinet

Square Wall Cabinet

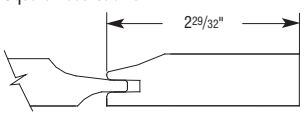

Door Rail/Center Panel Detail

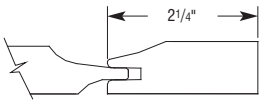

Drawer Side Rail/Center Panel Detail

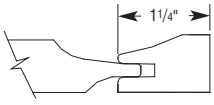

Drawer Top/Bottom Rail/Center Panel Detail

Wood Species	Price Column
Alder	2
Cherry	4
Maple	2
Quartersawn Oak	4
Rustic Alder	2
Walnut	6

Outside Profile Selections



Special Notes

- 5-piece raised center panel drawer front
- Drawer end rails are 2 1/4″ and crossrails are 1 1/4″ (finished width). This rule will apply on all 4 1/4″, 4 1/2″, and 5″ high drawer openings.
- Any drawer openings larger than 4 1/2″ high will utilize 2 1/4″ end rails and crossrails
- Drawer fronts smaller than 5 3/4″ high will have slab front
- Solid double raised center panel door

Design Notes

- Solid slab drawer front (DFSLB) available. See page G•11.
- Solid slab drawer front top (DFSLBT) available. See page G•12.
- Mullion doors and Prairie Mullion doors not available
- 1/8″ EXL and/or EXR options may be required. See page D•1 for details.

*When Maple painted finishes (Paints, Sherwin-Williams or Brushed Technique) are specified, the center panels of the selected style may be constructed of Medium Density Fiberboard (MDF). MDF provides a smoother finish when painted, and is more resistant to warping, expansion, and contraction.

Denton Collection*

NEW Full Overlay Door Styles



Square Base Cabinet

Square Wall Cabinet

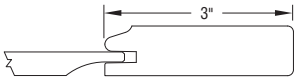

Door Rail/Center Panel Detail

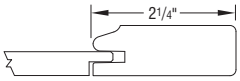

Drawer Rail/Center Panel Detail < 7 1/4"

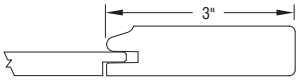

Drawer Rail/Center Panel Detail ≥ 7 1/4"

Wood Species	Price Column
Alder	3
Cherry	5
Maple	3
Quartersawn Oak	5
Rustic Alder	3
Walnut	6

Outside Profile Selections*

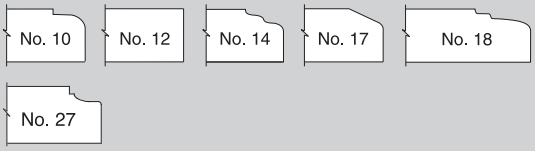

*Profile No. 12 shown

Special Notes

- 5-piece flat center panel drawer front
- Drawer fronts smaller than 5 3/4″ high will have slab front
- Doors smaller than 9 25/32″ wide require a 2 29/32″ end rail
- Doors under 8 9/16″ will be a slab
- Solid reverse raised panel door

Design Notes

- Solid slab drawer front (DFSLB) available. See page G•11.
- Solid slab drawer front top (DFSLBT) available. See page G•12.
- 1/8″ EXL and/or EXR options may be required. See page D•1 for details.

Garrett Collection*

Full Overlay Door Styles



Square Base Cabinet

Square Wall Cabinet

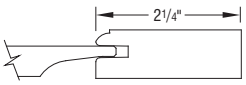

Door Rail/Center Panel Detail

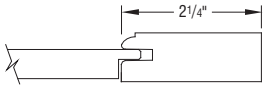

Drawer Rail/Center Panel Detail

Wood Species	Price Column
Alder	1
Cherry	3
Maple	1
Quartersawn Oak	3
Rustic Alder	1
Walnut	5

Outside Profile Selections*

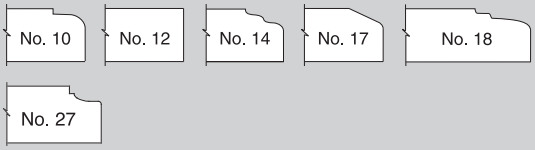

*Profile No. 12 shown

Special Notes

- 5-piece flat center panel drawer front
- Drawer fronts smaller than 5 3/4″ high will have slab front
- 5-piece solid reverse raised panel door

Design Notes

- Solid slab drawer front (DFSLB) available. See page G•11.
- Solid slab drawer front top (DFSLBT) available. See page G•12.
- 1/8″ EXL and/or EXR options may be required. See page D•1 for details.

*When Maple painted finishes (Paints, Sherwin-Williams or Brushed Technique) are specified, the center panels of the selected style may be constructed of Medium Density Fiberboard (MDF). MDF provides a smoother finish when painted, and is more resistant to warping, expansion, and contraction.

Huxley Collection*

NEW Full Overlay Door Styles

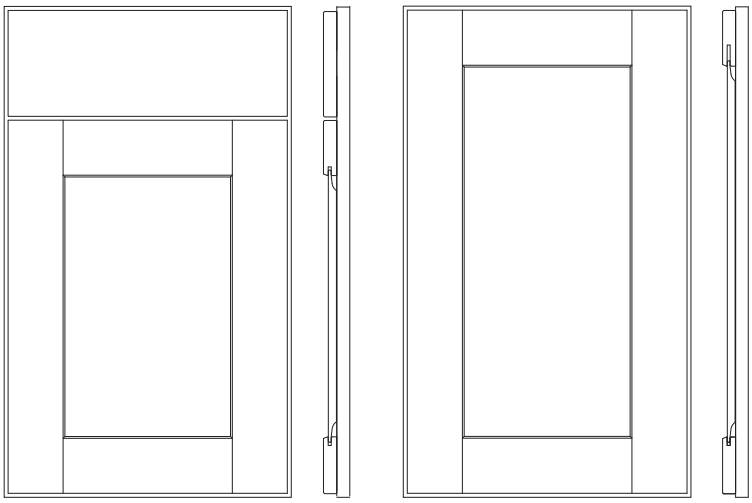

Square Base Cabinet

Square Wall Cabinet

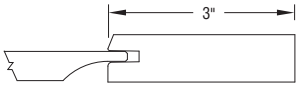

Door Rail/Center Panel Detail

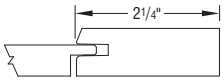

Option: DFF5PC Drawer Rail/
Center Panel Detail < 7 1/4"

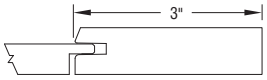

Option: DFF5PC Drawer Rail/
Center Panel Detail ≥7 1/4"

Wood Species	Price Column
Alder	3
Cherry	5
Maple	3
Quartersawn Oak	5
Rustic Alder	3
Walnut	6

Outside Profile Selections*

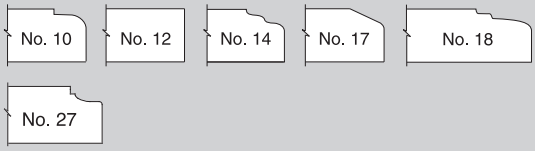

*Profile No. 12 shown

Special Notes

- Solid slab drawer front
- Doors smaller than 8 9/16″ wide require a 2 1/4″ end rail
- Solid reverse raised panel door
- Wide-rail design

Design Notes

- 5-piece flat center panel drawer front (DFF5PC) available. Some exceptions may apply. See page G•10 for details.
- 5-piece flat center panel drawer front with slab top (DFF5PCSLBT) available. Some exceptions may apply. See page G•11 for details.
- 1/8″ EXL and/or EXR options may be required. See page D•1 for details.

Kennedy Collection*

NEW Full Overlay Door Styles



Square Base Cabinet

Square Wall Cabinet

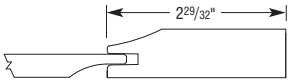

Door Rail/Center Panel Detail

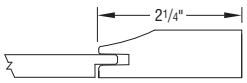

Drawer Rail/Center Panel Detail < 7 1/4"

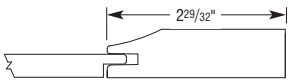

Drawer Rail/Center Panel Detail ≥ 7 1/4"

Wood Species	Price Column
Alder	4
Cherry	6
Maple	4
Quartersawn Oak	6
Rustic Alder	4
Walnut	7

Outside Profile Selections



Special Notes

- 5-piece mitered flat center panel drawer front
- Drawer fronts smaller than 5 3/4″ high will have slab front
- 5-piece mitered solid reverse raised panel door
- Mullion doors and Prairie Mullion doors not available

Design Notes

- Solid slab drawer front (DFSLB) available. See page G•11.
- Solid slab drawer front top (DFSLBT) available. See page G•12.
- 1/8″ EXL and/or EXR options may be required. See page D•1 for details.

*When Maple painted finishes (Paints, Sherwin-Williams or Brushed Technique) are specified, the center panels of the selected style may be constructed of Medium Density Fiberboard (MDF). MDF provides a smoother finish when painted, and is more resistant to warping, expansion, and contraction.

Kirkwood Collection*

Full Overlay Door Styles



Square Base Cabinet

Square Wall Cabinet

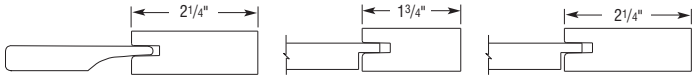

Door Rail/Center Panel Detail

Drawer Top/Bottom Rail/
Center Panel Detail

Drawer Side Rail/
Center Panel Detail

Wood Species	Price Column
Alder	1
Cherry	3
Maple	1
Quartersawn Oak	3
Rustic Alder	1
Walnut	5

Outside Profile Selections*

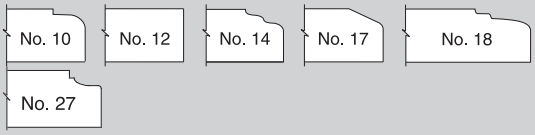

*Profile No. 12 shown

Special Notes

- Drawer fronts smaller than 4 1/2″ high will have slab front
- 5-piece flat center panel drawer front
- 5-piece drawer front will utilize a 1 3/4″ wide top and bottom rail
- Solid reverse raised panel door

Design Notes

- Solid slab drawer front (DFSLB) available. See page G•11.
- Solid slab drawer front top (DFSLBT) available. See page G•12.
- 1/8″ EXL and/or EXR options may be required. See page D•1 for details.

Lorrina Collection*

Full Overlay Door Styles



Square Base Cabinet

Square Wall Cabinet

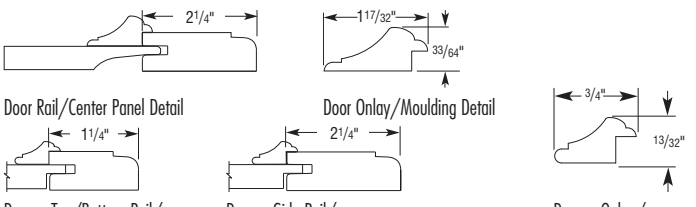

Door Rail/Center Panel Detail

Door Onlay/Moulding Detail

Drawer Top/Bottom Rail/
Center Panel Detail

Drawer Side Rail/
Center Panel Detail

Drawer Onlay/
Moulding Detail

Wood Species	Price Column
Alder	5
Cherry	6
Maple	5
Quartersawn Oak	6
Rustic Alder	5
Walnut	7

Outside Profile Selections*

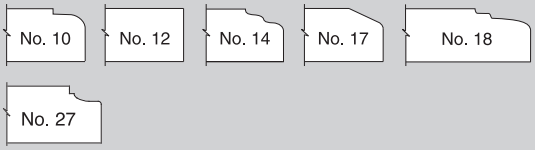

*Profile No. 10 shown

Special Notes

- Bold onlay moulding applied to door; larger than drawer
- 9-piece flat center panel drawer front with onlay moulding
- 9-piece solid reverse raised panel door
- Drawer fronts smaller than 5 3/4″ high or drop front applications will have slab front

Design Notes

- Solid slab drawer front (DFSLB) available. See page G•11.
- Solid slab drawer front top (DFSLBT) available. See page G•11.
- Mullion doors and Prairie Mullion doors not available
- 1/8″ EXL and/or EXR options may be required. See page D•1 for details.

*When Maple painted finishes (Paints, Sherwin-Williams or Brushed Technique) are specified, the center panels of the selected style may be constructed of Medium Density Fiberboard (MDF). MDF provides a smoother finish when painted, and is more resistant to warping, expansion, and contraction.

Pleasant Hill Collection*

NEW Full Overlay Door Styles



Square Base Cabinet

Square Wall Cabinet

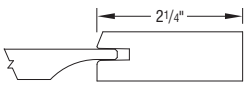

Door Rail/Center Panel Detail

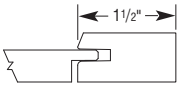

Drawer Top/Bottom Rail/
Center Panel Detail

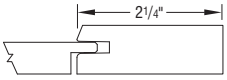

Drawer Side Rail/
Center Panel Detail

Wood Species	Price Column
Alder	1
Cherry	3
Maple	1
Quartersawn Oak	3
Rustic Alder	1
Walnut	5

Outside Profile Selections*

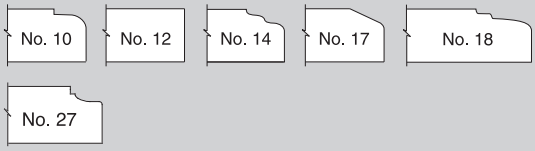

*Profile No. 12 shown

Special Notes

- 5-piece flat center panel drawer front
- Drawer fronts smaller than 5 3/4″ high will have slab front
- Solid reverse raised panel door

Design Notes

- Solid slab drawer front (DFSLB) available. See page G•11.
- Solid slab drawer front top (DFSLBT) available. See page G•12.
- 1/8″ EXL and/or EXR options may be required. See page D•1 for details.

Prestley Collection*

NEW Full Overlay Door Styles



Square Base Cabinet

Square Wall Cabinet

Wood Species	Price Column
Alder	4
Cherry	6
Maple	4
MDF	1
Quartersawn Oak	6
Walnut	7

Outside Profile Selections



Special Notes

- Veneer slab drawer front, except when selected with MDF species
- Veneer slab door, except when selected with MDF species
- Grain direction is vertical on doors and horizontal on drawer fronts
- Not available with Hewn, Extra Hewn, Timeworn, or Extra Timeworn
- There will be an additional 2 week lead time on all species except MDF
- Mullion doors and Prairie Mullion doors not available
- MDF door and drawer front components will be MDF. Face frame and box parts utilize maple paint material, and trim and panels utilize maple species.

Design Notes

- 1/8″ EXL and/or EXR options may be required. See page D•1 for details.

*When Maple painted finishes (Paints, Sherwin-Williams or Brushed Technique) are specified, the center panels of the selected style may be constructed of Medium Density Fiberboard (MDF). MDF provides a smoother finish when painted, and is more resistant to warping, expansion, and contraction.

Shaydon Collection*

Full Overlay Door Styles



Square Base Cabinet

Square Wall Cabinet

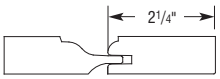

Door Side Rail/Center Panel Detail

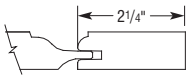

Option: DFR5PC Drawer Side Rail/ Center Panel Detail

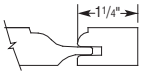

Option: DFR5PC Drawer Top/ Bottom Rail/Center Panel Detail

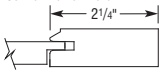

Option: DFF5PC Drawer Rail/ Center Panel Detail

Wood Species	Price Column
Alder	1
Cherry	3
Maple	1
Quartersawn Oak	3
Rustic Alder	1
Walnut	5

Outside Profile Selections*

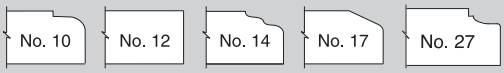

*Profile No. 12 shown

Special Notes

- Solid slab drawer front
- 5-piece solid double raised panel door

Design Notes

- 5-piece flat center panel drawer front (DFF5PC) available. Some exceptions may apply. See page G•10 for details.
- 5-piece flat center panel drawer front with slab top (DFF5PCSLBT) available. Some exceptions may apply. See page G•11 for details.
- 5-piece double raised panel drawer front (DFR5PC) available. Some exceptions may apply. See page G•11 for details.
- 5-piece double raised panel drawer front with slab top (DFR5PCSLBT) available. Some exceptions may apply. See page G•10 for details.
- 1/8″ EXL and/or EXR options may be required. See page D•1 for details.

Tanner Collection*

Full Overlay Door Styles

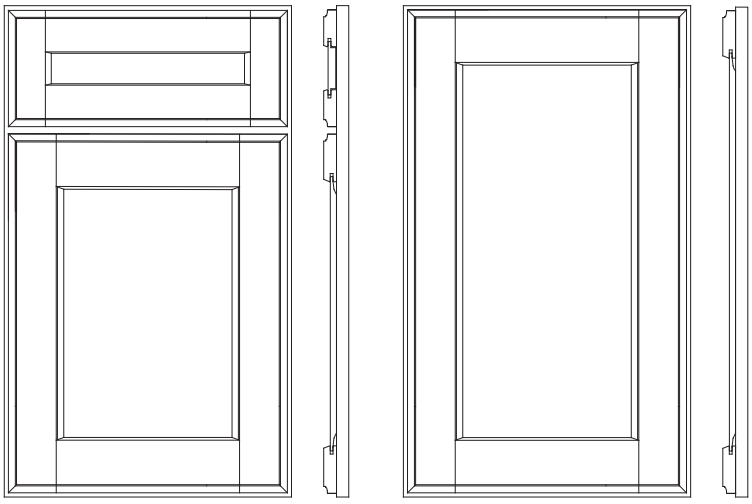

Square Base Cabinet

Square Wall Cabinet

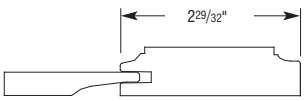

Door Side Rail/Center Panel Detail

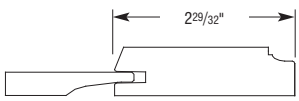

Door Top/Bottom Rail/Center Panel Detail

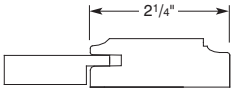

Drawer Side Rail/Center Panel Detail

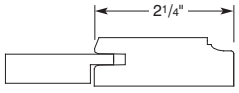

Drawer Top/Bottom Rail/Center Panel Detail

Wood Species	Price Column
Alder	2
Cherry	4
Maple	2
Quartersawn Oak	4
Rustic Alder	2
Walnut	6

Outside Profile Selections*

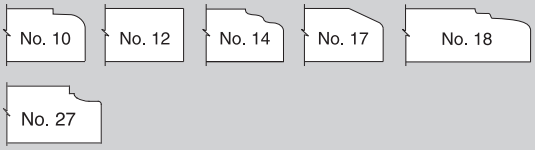

*Profile No. 27 shown

Special Notes

- 5-piece flat center panel drawer front
- Drawer fronts smaller than 5 3/4″ high will have slab front
- 5-piece solid reverse raised panel door

Design Notes

- Solid slab drawer front (DFSLB) available. See page G•11.
- Solid slab drawer front top (DFSLBT) available. See page G•11.
- Mullion doors and Prairie Mullion doors not available
- 1/8″ EXL and/or EXR options may be required. See page D•1 for details.

*When Maple painted finishes (Paints, Sherwin-Williams or Brushed Technique) are specified, the center panels of the selected style may be constructed of Medium Density Fiberboard (MDF). MDF provides a smoother finish when painted, and is more resistant to warping, expansion, and contraction.

Vaughn Collection*

Full Overlay Door Styles



Square Base Cabinet

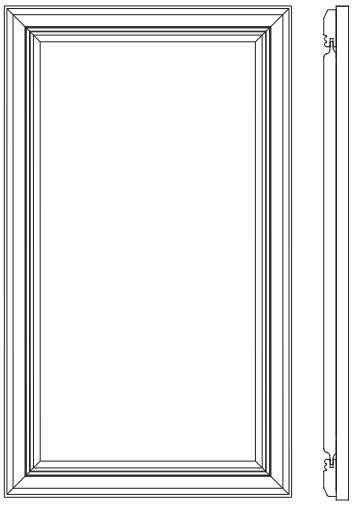

Square Wall Cabinet

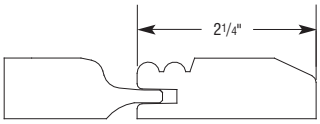

Door Rail/Center Panel Detail

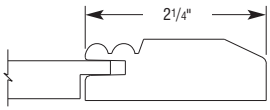

Drawer Rail/Center Panel Detail

Wood Species	Price Column
Alder	2
Cherry	4
Maple	2
Quartersawn Oak	4
Rustic Alder	2
Walnut	6

Outside Profile Selections*

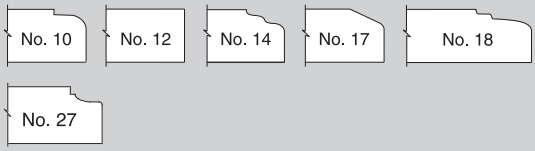

*Profile No. 17 shown

Special Notes

- Double bead door and drawer rails
- 5-piece mitered drawer front with flat center panel
- Drawer fronts smaller than 5 3/4″ high will have slab front
- 5-piece mitered door with solid double raised center panel

Design Notes

- Solid slab drawer front (DFSLB) available. See page G•11.
- Solid slab drawer front top (DFSLBT) available. See page G•12.
- 1/8″ EXL and/or EXR options may be required. See page D•1 for details.

*When Maple painted finishes (Paints, Sherwin-Williams or Brushed Technique) are specified, the center panels of the selected style may be constructed of Medium Density Fiberboard (MDF). MDF provides a smoother finish when painted, and is more resistant to warping, expansion, and contraction.

Inset and Beaded Inset Door Styles

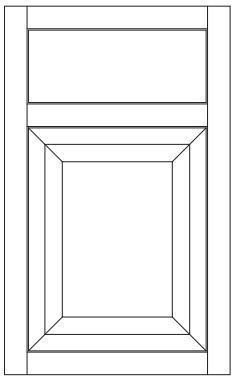

Brennan
Inset

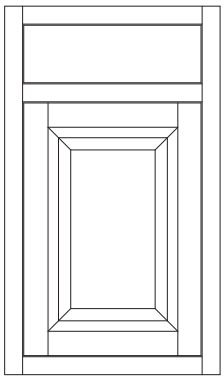

Delaney
Inset

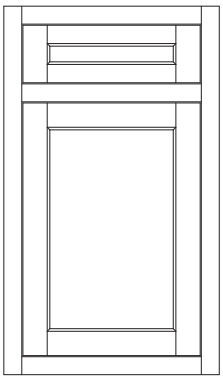

Garrett
Inset

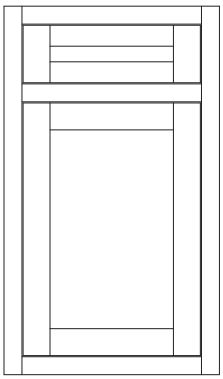

Kirkwood
Inset



Lorrina
Inset



Prestley NEW
Inset

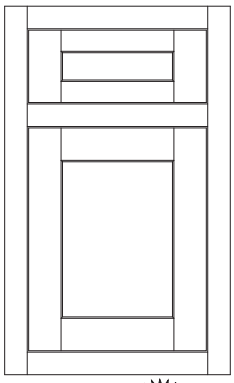

Pleasant Hill NEW
Inset



Shaydon
Inset

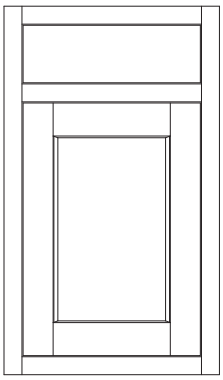

Tanner
Inset

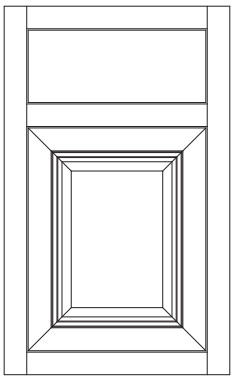

Vaughn
Inset



Brennan
Beaded Inset

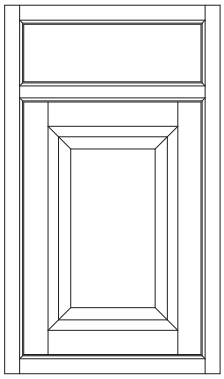

Delaney
Beaded Inset

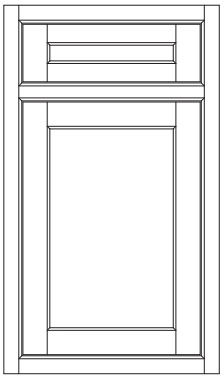

Garrett
Beaded Inset

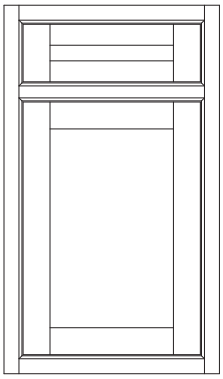

Kirkwood
Beaded Inset



Lorrina
Beaded Inset



Prestley NEW
Beaded Inset

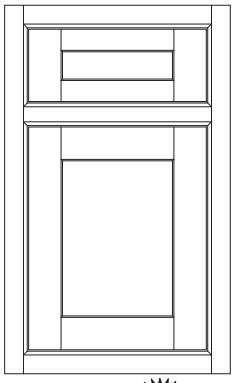

Pleasant Hill NEW
Beaded Inset



Shaydon
Beaded Inset

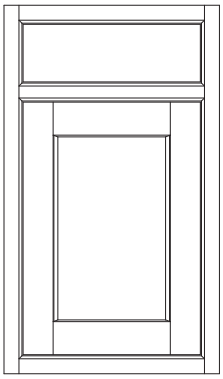

Tanner
Beaded Inset



Vaughn
Beaded Inset

Brennan Collection

Inset Door Styles*



Square Base Cabinet

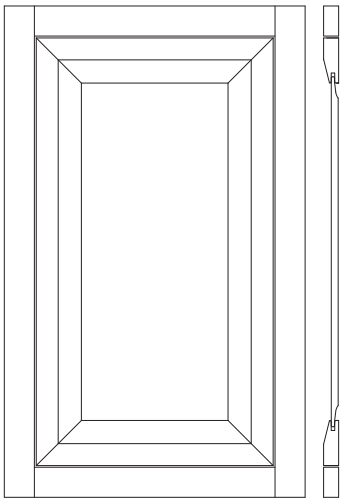

Square Wall Cabinet

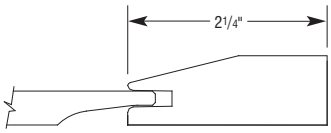

Door Rail/Center Panel Detail

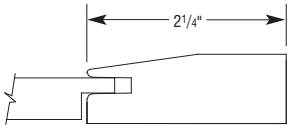

Option: DFF5PCINS Drawer Rail/Center Panel Detail

Wood Species	Price Column
Alder	3+15%
Cherry	5+15%
Maple	3+15%
Quartersawn Oak	5+15%
Rustic Alder	3+15%
Walnut	6+15%

Outside Profile Selections

No. 12

Special Notes

- Solid slab drawer front
- Solid reverse raised center panel door

Design Notes

- Mullion and Prairie Mullion doors not available.
- Finial Hinges (IFAB, IFBN, IFMB, IFORB) available on Profile #12 only. See page G•12 for details.
- Drawer Front Flat 5-piece Inset (DFF5PCINS) available. Some exceptions may apply. See page G•10 for details.

Beaded Inset Door Styles*



Square Base Cabinet

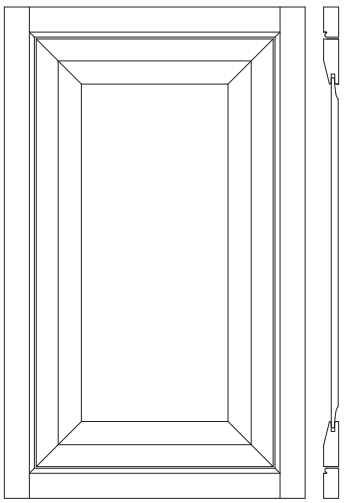

Square Wall Cabinet

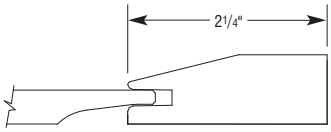

Door Rail/Center Panel Detail

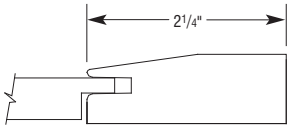

Option: DFF5PCINS Drawer Rail/Center Panel Detail

Wood Species	Price Column
Alder	3+15%
Cherry	5+15%
Maple	3+15%
Quartersawn Oak	5+15%
Rustic Alder	3+15%
Walnut	6+15%

Outside Profile Selections

No. 12

Special Notes

- Solid slab drawer front
- Solid reverse raised center panel door

Design Notes

- Mullion and Prairie Mullion doors not available.
- Finial Hinges (IFAB, IFBN, IFMB, IFORB) available on Profile #12 only. See page G•12 for details.
- Drawer Front Flat 5-piece Inset (DFF5PCINS) available. Some exceptions may apply. See page G•10 for details.

*When Maple painted finishes (Paints, Sherwin-Williams or Brushed Technique) are specified, the center panels of the selected style may be constructed of Medium Density Fiberboard (MDF). MDF provides a smoother finish when painted, and is more resistant to warping, expansion, and contraction.

Delaney Collection

Inset Door Styles*

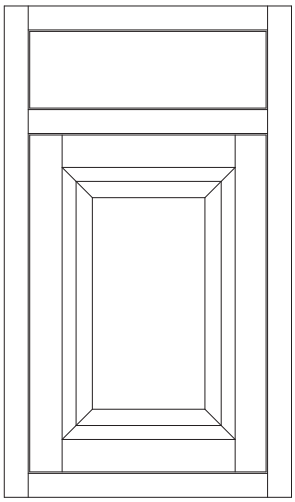

Square Base Cabinet

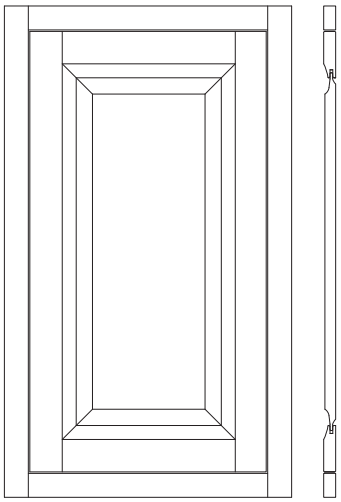

Square Wall Cabinet

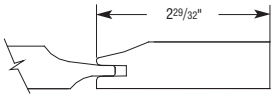

Door Rail/Center Panel Detail

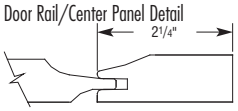

Option: DFR5PCINS Drawer
Side Rail/Center Panel Detail

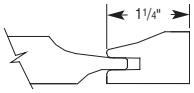

Option: DFR5PCINS Drawer
Top/Bottom Rail/Center Panel Detail

Wood Species	Price Column
Alder	2+15%
Cherry	4+15%
Maple	2+15%
Quartersawn Oak	4+15%
Rustic Alder	2+15%
Walnut	6+15%

Outside Profile Selections

No. 12

Special Notes

- Solid slab drawer front
- Solid double raised center panel door

Design Notes

- Mullion and Prairie Mullion doors not available
- Finial Hinges (IFAB, IFBN, IFMB, IFORB) available on Profile #12 only. See page G•12 for details.
- Drawer Front Raised 5-piece Inset (DFR5PCINS) available. Some exceptions may apply. See page G•11 for details.

Beaded Inset Door Styles*

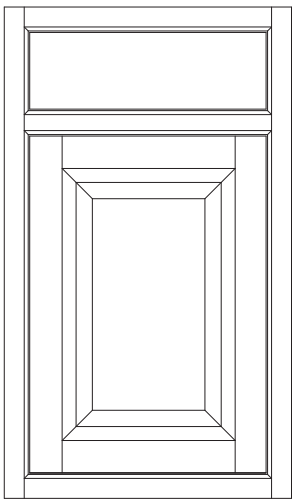

Square Base Cabinet

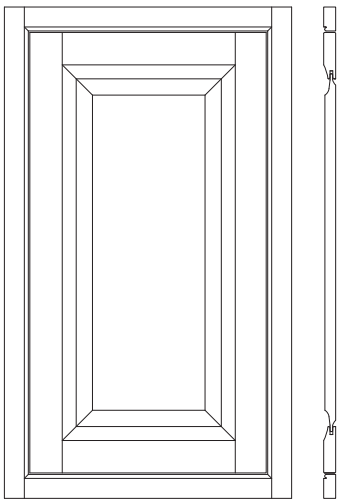

Square Wall Cabinet

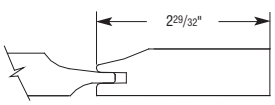

Door Rail/Center Panel Detail

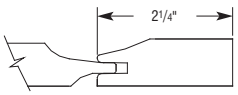

Option: DFR5PCINS Drawer Side Rail/Center Panel Detail

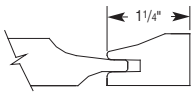

Option: DFR5PCINS Drawer Top/Bottom Rail/Center Panel Detail

Wood Species	Price Column
Alder	2+15%
Cherry	4+15%
Maple	2+15%
Quartersawn Oak	4+15%
Rustic Alder	2+15%
Walnut	6+15%

Outside Profile Selections

No. 12

Special Notes

- Solid slab drawer front
- Solid double raised center panel door

Design Notes

- Mullion and Prairie Mullion doors not available
- Finial Hinges (IFAB, IFBN, IFMB, IFORB) available on Profile #12 only. See page G•12 for details.
- Drawer Front Raised 5-piece Inset (DFR5PCINS) available. Some exceptions may apply. See page G•11 for details.

*When Maple painted finishes (Paints, Sherwin-Williams or Brushed Technique) are specified, the center panels of the selected style may be constructed of Medium Density Fiberboard (MDF). MDF provides a smoother finish when painted, and is more resistant to warping, expansion, and contraction.

Garrett Collection

Inset Door Styles*

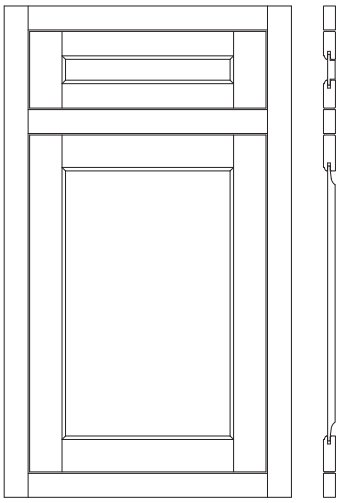

Square Base Cabinet



Square Wall Cabinet

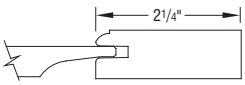

Door Rail/Center Panel Detail

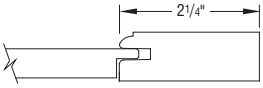

Drawer Side Rail/Center Panel Detail

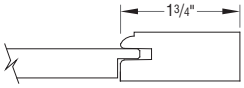

Drawer Top/Bottom Rail/ Center Panel Detail

Wood Species	Price Column
Alder	1+15%
Cherry	3+15%
Maple	1+15%
Quartersawn Oak	3+15%
Rustic Alder	1+15%
Walnut	5+15%

Outside Profile Selections*

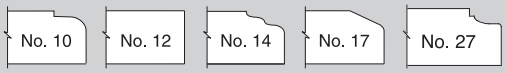

*Profile No. 12 shown

Special Notes

- 5-piece flat center panel drawer front
- Drawer fronts smaller than 4 13/16″ high will have slab front
- 5-piece solid reverse raised panel door
- 5-piece drawer front will utilize a 1 3/4″ wide top and bottom rail

Design Notes

- Solid slab drawer front (DFSLB) available. See page G•11.
- Solid slab drawer front top (DFSLBT) available. See page G•12.
- Finial Hinges (IFAB, IFBN, IFMB, IFORB) available on Profile #12 only. See page G•12 for details.

Beaded Inset Door Styles*

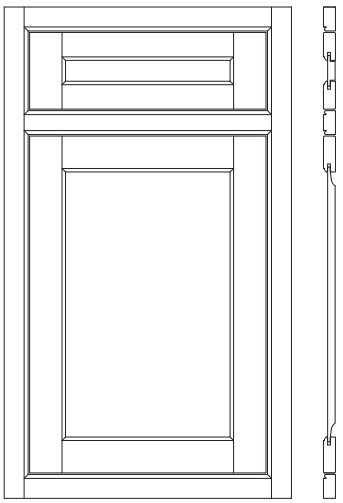

Square Base Cabinet

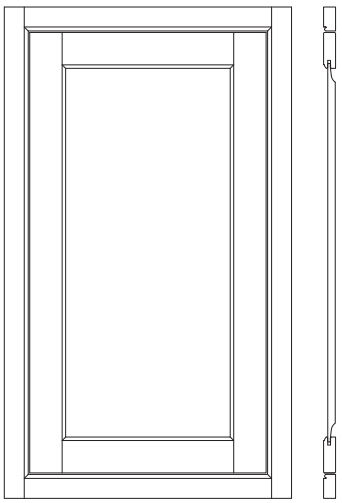

Square Wall Cabinet

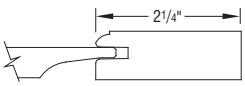

Door Rail/Center Panel Detail

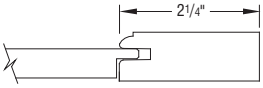

Drawer Side Rail/Center Panel Detail

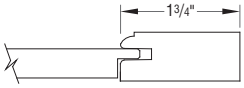

Drawer Top/Bottom Rail/ Center Panel Detail

Wood Species	Price Column
Alder	1+15%
Cherry	3+15%
Maple	1+15%
Quartersawn Oak	3+15%
Rustic Alder	1+15%
Walnut	5+15%

Outside Profile Selections*



*Profile No. 12 shown

Special Notes

- 5-piece flat center panel drawer front
- Drawer fronts smaller than 4 13/16″ high will have slab front
- 5-piece solid reverse raised panel door
- 5-piece drawer front will utilize a 1 3/4″ wide top and bottom rail

Design Notes

- Solid slab drawer front (DFSLB) available. See page G•11.
- Solid slab drawer front top (DFSLBT) available. See page G•12.
- Finial Hinges (IFAB, IFBN, IFMB, IFORB) available on Profile #12 only. See page G•12 for details.

*When Maple painted finishes (Paints, Sherwin-Williams or Brushed Technique) are specified, the center panels of the selected style may be constructed of Medium Density Fiberboard (MDF). MDF provides a smoother finish when painted, and is more resistant to warping, expansion, and contraction.

Kirkwood Collection

Inset Door Styles*

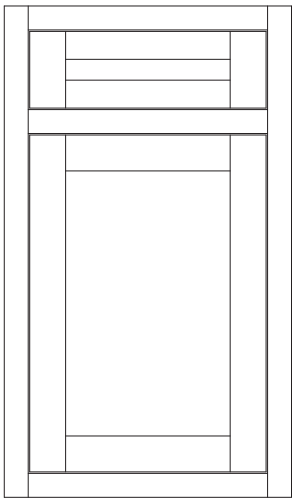

Square Base Cabinet

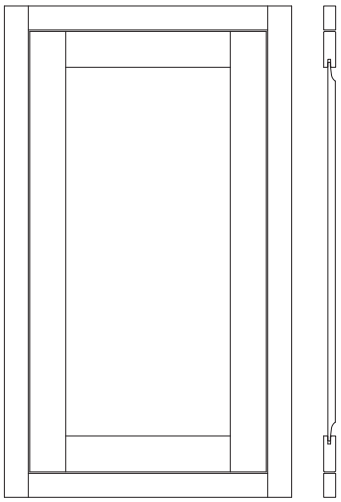

Square Wall Cabinet

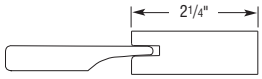

Door Rail/Center Panel Detail

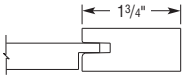

Drawer Top/Bottom Rail/
Center Panel Detail

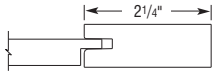

Drawer Side Rail/
Center Panel Detail

Wood Species / Price Column

Wood Species	Price Column
Alder	1+15%
Cherry	3+15%
Maple	1+15%
Quartersawn Oak	3+15%
Rustic Alder	1+15%
Walnut	5+15%

Outside Profile Selections*

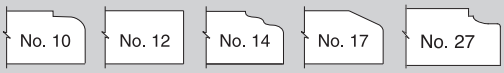

*Profile No. 12 shown

Special Notes

- Drawer fronts smaller than 4 13/16″ high will have slab front
- 5-piece flat center panel drawer front
- Solid reverse raised panel door

Design Notes

- Solid slab drawer front (DFSLB) available. See page G•11.
- Solid slab drawer front top (DFSLBT) available. See page G•11.
- Finial Hinges (IFAB, IFBN, IFMB, IFORB) available on Profile #12 only. See page G•12 for details.

Beaded Inset Door Styles*

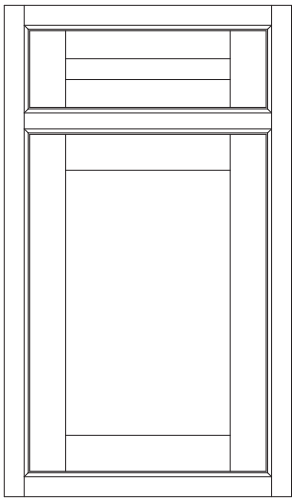

Square Base Cabinet

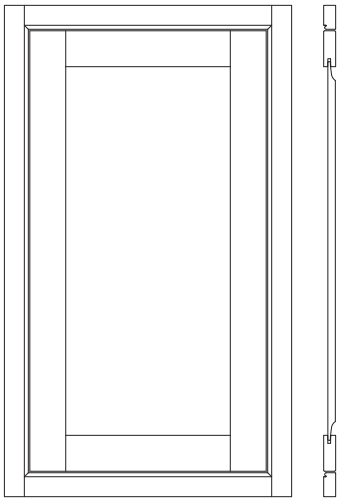

Square Wall Cabinet

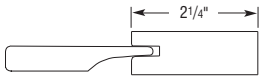

Door Rail/Center Panel Detail

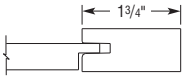

Drawer Top/Bottom Rail/
Center Panel Detail

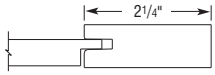

Drawer Side Rail/
Center Panel Detail

Wood Species / Price Column

Wood Species	Price Column
Alder	1+15%
Cherry	3+15%
Maple	1+15%
Quartersawn Oak	3+15%
Rustic Alder	1+15%
Walnut	5+15%

Outside Profile Selections*



*Profile No. 12 shown

Special Notes

- Drawer fronts smaller than 4 13/16″ high will have slab front
- 5-piece flat center panel drawer front
- Solid reverse raised panel door

Design Notes

- Solid slab drawer front (DFSLB) available. See page G•11.
- Solid slab drawer front top (DFSLBT) available. See page G•11.
- Finial Hinges (IFAB, IFBN, IFMB, IFORB) available on Profile #12 only. See page G•12 for details.

*When Maple painted finishes (Paints, Sherwin-Williams or Brushed Technique) are specified, the center panels of the selected style may be constructed of Medium Density Fiberboard (MDF). MDF provides a smoother finish when painted, and is more resistant to warping, expansion, and contraction.

Lorrina Collection

Inset Door Styles*

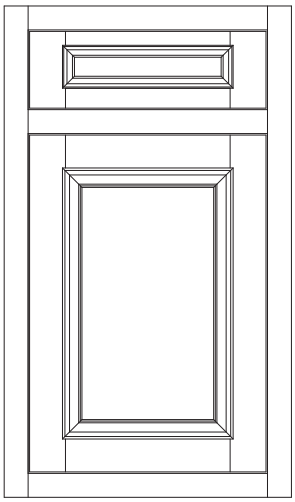

Square Base Cabinet

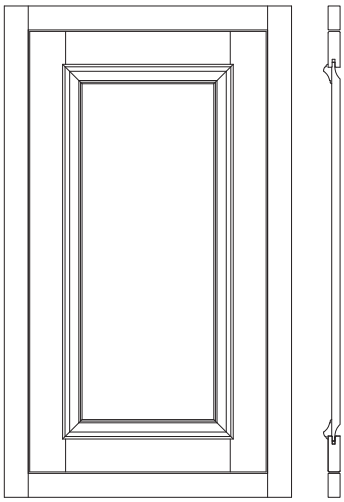

Square Wall Cabinet

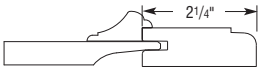

Door Rail/Center Panel Detail

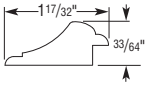

Door Onlay/Moulding Detail

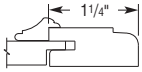

Drawer Top/Bottom Rail/
Center Panel Detail

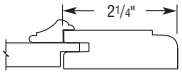

Drawer Side Rail/
Center Panel Detail

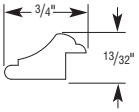

Drawer Onlay/
Moulding Detail

Wood Species / Price Column

Wood Species	Price Column
Alder	5+15%
Cherry	6+15%
Maple	5+15%
Quartersawn Oak	6+15%
Rustic Alder	5+15%
Walnut	7+15%

Outside Profile Selections*

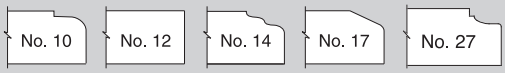

*Profile No. 12 shown

Special Notes

- Bold onlay moulding applied to door; larger than drawer
- 9-piece flat center panel drawer front with onlay moulding
- 9-piece solid reverse raised panel door
- Drawer fronts smaller than 4 13/16″ high will have slab front

Design Notes

- Solid slab drawer front (DFSLB) available. See page G•11.
- Solid slab drawer front top (DFSLBT) available. See page G•12.
- Mullion doors and Prairie Mullion doors not available
- Finial Hinges (IFAB, IFBN, IFMB, IFORB) available on Profile #12 only. See page G•12 for details.

Beaded Inset Door Styles*

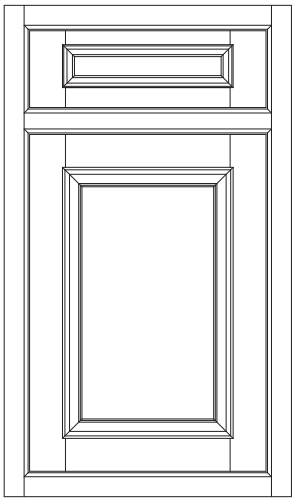

Square Base Cabinet

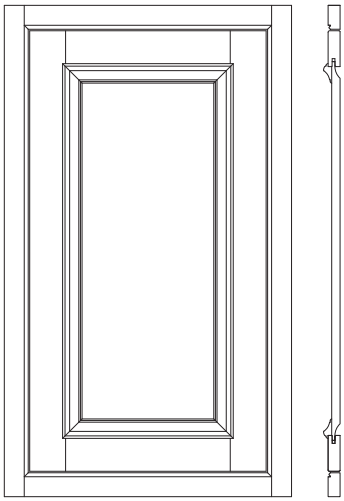

Square Wall Cabinet

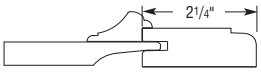

Door Rail/Center Panel Detail

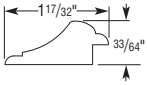

Door Onlay/Moulding Detail

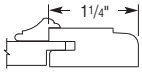

Drawer Top/Bottom Rail/
Center Panel Detail

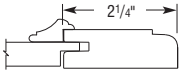

Drawer Side Rail/
Center Panel Detail

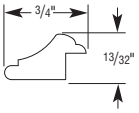

Drawer Onlay/
Moulding Detail

Wood Species / Price Column

Wood Species	Price Column
Alder	5+15%
Cherry	6+15%
Maple	5+15%
Quartersawn Oak	6+15%
Rustic Alder	5+15%
Walnut	7+15%

Outside Profile Selections*



*Profile No. 12 shown

Special Notes

- Bold onlay moulding applied to door; larger than drawer
- 9-piece flat center panel drawer front with onlay moulding
- 9-piece solid reverse raised panel door
- Drawer fronts smaller than 4 13/16″ high will have slab front

Design Notes

- Solid slab drawer front (DFSLB) available. See page G•11.
- Solid slab drawer front top (DFSLBT) available. See page G•12.
- Mullion doors and Prairie Mullion doors not available
- Finial Hinges (IFAB, IFBN, IFMB, IFORB) available on Profile #12 only. See page G•12 for details.

*When Maple painted finishes (Paints, Sherwin-Williams or Brushed Technique) are specified, the center panels of the selected style may be constructed of Medium Density Fiberboard (MDF). MDF provides a smoother finish when painted, and is more resistant to warping, expansion, and contraction.

Pleasant Hill Collection

NEW Inset Door Styles*

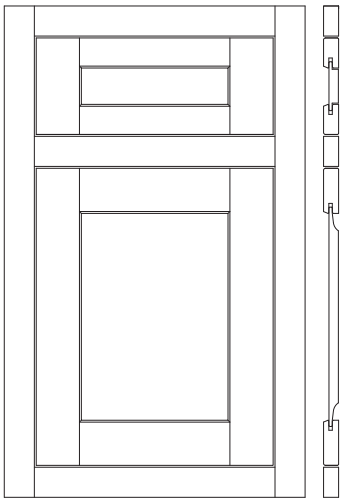

Square Base Cabinet

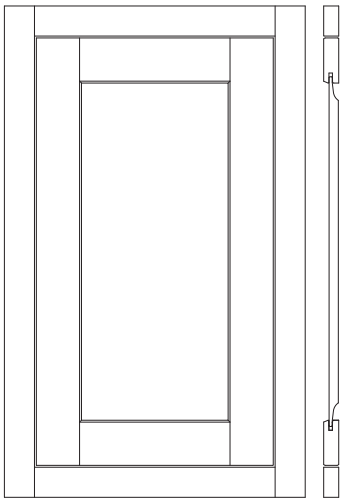

Square Wall Cabinet

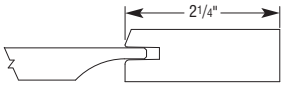

Door Rail/Center Panel Detail

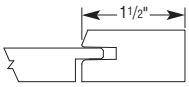

Drawer Top/Bottom Rail/
Center Panel Detail

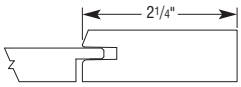

Drawer Side Rail/
Center Panel Detail

Wood Species	Price Column
Alder	1+15%
Cherry	3+15%
Maple	1+15%
Quartersawn Oak	3+15%
Rustic Alder	1+15%
Walnut	5+15%

Outside Profile Selections*

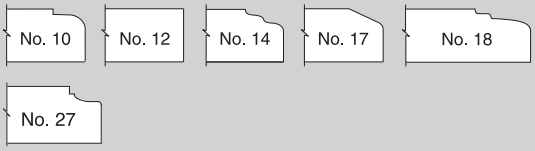

*Profile No. 12 shown

Special Notes

- 5-piece flat center panel drawer front
- Drawer fronts smaller than 5 3/4″ high will have slab front
- Solid reverse raised panel door

Design Notes

- Solid slab drawer front (DFSLB) available. See page G•11.
- Solid slab drawer front top (DFSLBT) available. See page G•12.
- Finial Hinges (IFAB, IFBN, IFMB, IFORB) available on Profile #12 only. See page G•12 for details.

NEW Beaded Inset Door Styles*



Square Base Cabinet

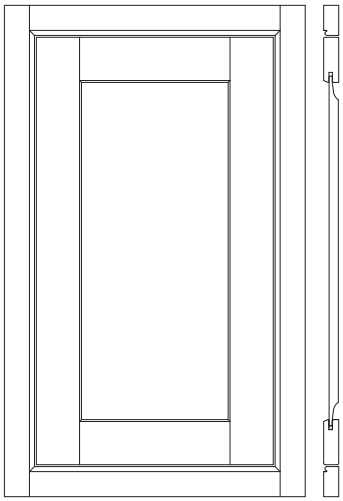

Square Wall Cabinet

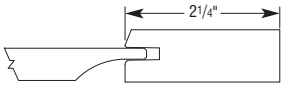

Door Rail/Center Panel Detail

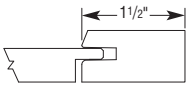

Drawer Top/Bottom Rail/
Center Panel Detail

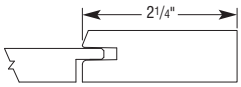

Drawer Side Rail/
Center Panel Detail

Wood Species	Price Column
Alder	1+15%
Cherry	3+15%
Maple	1+15%
Quartersawn Oak	3+15%
Rustic Alder	1+15%
Walnut	5+15%

Outside Profile Selections*

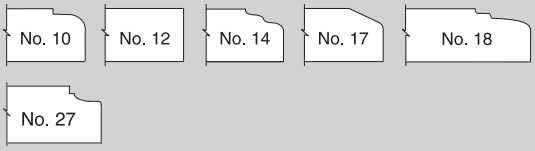

*Profile No. 12 shown

Special Notes

- 5-piece flat center panel drawer front
- Drawer fronts smaller than 5 3/4″ high will have slab front
- Solid reverse raised panel door

Design Notes

- Solid slab drawer front (DFSLB) available. See page G•11.
- Solid slab drawer front top (DFSLBT) available. See page G•12.
- Finial Hinges (IFAB, IFBN, IFMB, IFORB) available on Profile #12 only. See page G•12 for details.

*When Maple painted finishes (Paints, Sherwin-Williams or Brushed Technique) are specified, the center panels of the selected style may be constructed of Medium Density Fiberboard (MDF). MDF provides a smoother finish when painted, and is more resistant to warping, expansion, and contraction.

Prestley Collection

NEW Inset Door Styles*



Square Base Cabinet



Square Wall Cabinet

Wood Species
MDF

Price Column
1+15%

Outside Profile Selections



Special Notes
- Slab drawer front
- Slab door
- Not available with Hewn, Extra Hewn, Timeworn, or Extra Timeworn
- MDF door and drawer front components will be MDF. Face frame and box parts utilize maple paint material, and trim and panels utilize maple species.

Design Notes
- Mullion doors and Prairie Mullion doors not available.
- Finial Hinges (IFAB, IFBN, IFMB, IFORB) available on Profile #12 only. See page G•12 for details.

NEW Beaded Inset Door Styles*

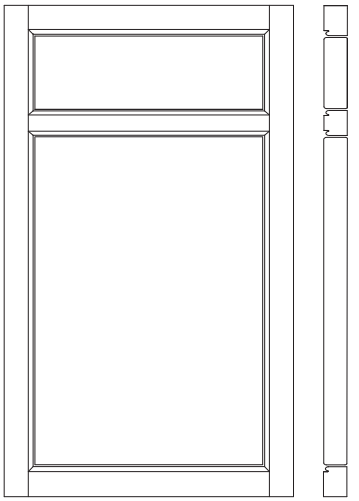

Square Base Cabinet

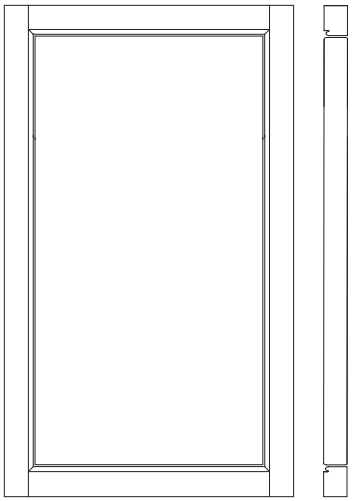

Square Wall Cabinet

Wood Species
MDF

Price Column
1+15%

Outside Profile Selections



Special Notes
- Slab drawer front
- Slab door
- Not available with Hewn, Extra Hewn, Timeworn, or Extra Timeworn
- MDF door and drawer front components will be MDF. Face frame and box parts utilize maple paint material, and trim and panels utilize maple species.

Design Notes
- Mullion doors and Prairie Mullion doors not available.
- Finial Hinges (IFAB, IFBN, IFMB, IFORB) available on Profile #12 only. See page G•12 for details.

*When Maple painted finishes (Paints, Sherwin-Williams or Brushed Technique) are specified, the center panels of the selected style may be constructed of Medium Density Fiberboard (MDF). MDF provides a smoother finish when painted, and is more resistant to warping, expansion, and contraction.

Shaydon Collection

Inset Door Styles*

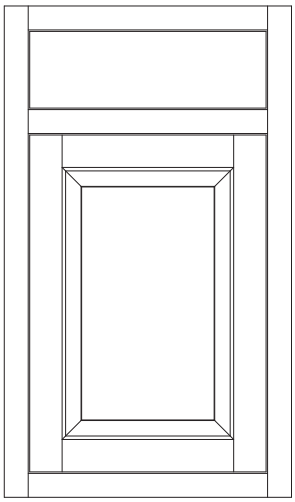

Square Base Cabinet



Square Wall Cabinet

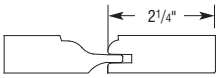

Door Side Rail/Center Panel Detail

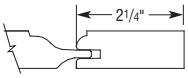

Option: DFR5PCINS Drawer Side Rail/Center Panel Detail

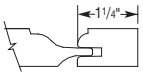

Option: DFR5PCINS Drawer Top/Bottom Rail/Center Panel Detail

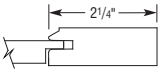

Option: DFF5PCINS Drawer Rail/Center Panel Detail

Wood Species	Price Column
Alder	1+15%
Cherry	3+15%
Maple	1+15%
Quartersawn Oak	3+15%
Rustic Alder	1+15%
Walnut	5+15%

Outside Profile Selections*

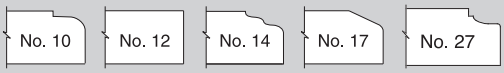

*Profile No. 12 shown

Special Notes

- Solid slab drawer front
- 5-piece solid double raised panel door

Design Notes

- Finial Hinges (IFAB, IFBN, IFMB, IFORB) available on Profile #12 only. See page G•12 for details.
- Drawer Front Flat 5-piece Inset (DFF5PCINS) available. Some exceptions may apply. See page G•10 for details.
- Drawer Front Raised 5-piece Inset (DFR5PCINS) available. Some exceptions may apply. See page G•11 for details.

Beaded Inset Door Styles*



Square Base Cabinet



Square Wall Cabinet

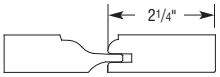

Door Side Rail/Center Panel Detail

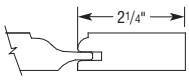

Option: DFR5PCINS Drawer Side Rail/Center Panel Detail

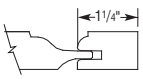

Option: DFR5PCINS Drawer Top/ Bottom Rail/Center Panel Detail

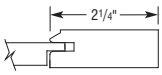

Option: DFF5PCINS Drawer Rail/Center Panel Detail

Wood Species	Price Column
Alder	1+15%
Cherry	3+15%
Maple	1+15%
Quartersawn Oak	3+15%
Rustic Alder	1+15%
Walnut	5+15%

Outside Profile Selections*



*Profile No. 12 shown

Special Notes

- Solid slab drawer front
- 5-piece solid double raised panel door

Design Notes

- Finial Hinges (IFAB, IFBN, IFMB, IFORB) available on Profile #12 only. See page G•12 for details.
- Drawer Front Flat 5-piece Inset (DFF5PCINS) available. Some exceptions may apply. See page G•10 for details.
- Drawer Front Raised 5-piece Inset (DFR5PCINS) available. Some exceptions may apply. See page G•11 for details.

*When Maple painted finishes (Paints, Sherwin-Williams or Brushed Technique) are specified, the center panels of the selected style may be constructed of Medium Density Fiberboard (MDF). MDF provides a smoother finish when painted, and is more resistant to warping, expansion, and contraction.

Tanner Collection

Inset Door Styles*



Square Base Cabinet

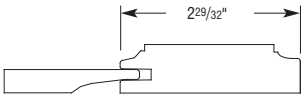

Door Side Rail/Center Panel Detail

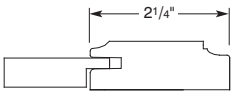

Option: DFF5PCINS Drawer Side Rail/Center Panel Detail

Square Wall Cabinet

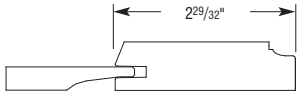

Door Top/Bottom Rail/Center Panel Detail

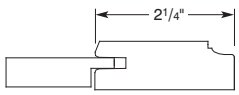

Option: DFF5PCINS Drawer Top/Bottom Rail/Center Panel Detail

Wood Species / Price Column

Wood Species	Price Column
Alder	2+15%
Cherry	4+15%
Maple	2+15%
Quartersawn Oak	4+15%
Rustic Alder	2+15%
Walnut	6+15%

Outside Profile Selections*

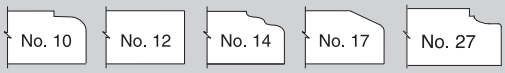

*Profile No. 12 shown

Special Notes

- Solid slab drawer front
- 5-piece solid reverse raised panel door

Design Notes

- Mullion and Prairie Mullion doors not available
- Finial Hinges (IFAB, IFBN, IFMB, IFORB) available on Profile #12 only. See page G•12 for details.
- Drawer Front Flat 5-piece Inset (DFF5PCINS) available. Some exceptions may apply. See page G•10 for details.

Beaded Inset Door Styles*



Square Base Cabinet

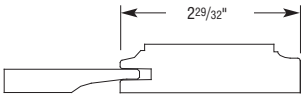

Door Side Rail/Center Panel Detail

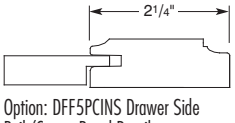

Option: DFF5PCINS Drawer Side Rail/Center Panel Detail

Square Wall Cabinet

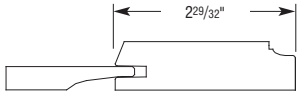

Door Top/Bottom Rail/Center Panel Detail

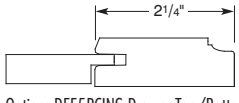

Option: DFF5PCINS Drawer Top/Bottom Rail/Center Panel Detail

Wood Species / Price Column

Wood Species	Price Column
Alder	2+15%
Cherry	4+15%
Maple	2+15%
Quartersawn Oak	4+15%
Rustic Alder	2+15%
Walnut	6+15%

Outside Profile Selections*

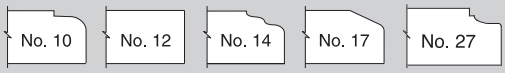

*Profile No. 12 shown

Special Notes

- Solid slab drawer front
- 5-piece solid reverse raised panel door

Design Notes

- Mullion and Prairie Mullion doors not available
- Finial Hinges (IFAB, IFBN, IFMB, IFORB) available on Profile #12 only. See page G•12 for details.
- Drawer Front Flat 5-piece Inset (DFF5PCINS) available. Some exceptions may apply. See page G•10 for details.

*When Maple painted finishes (Paints, Sherwin-Williams or Brushed Technique) are specified, the center panels of the selected style may be constructed of Medium Density Fiberboard (MDF). MDF provides a smoother finish when painted, and is more resistant to warping, expansion, and contraction.

Vaughn Collection

Inset Door Styles*

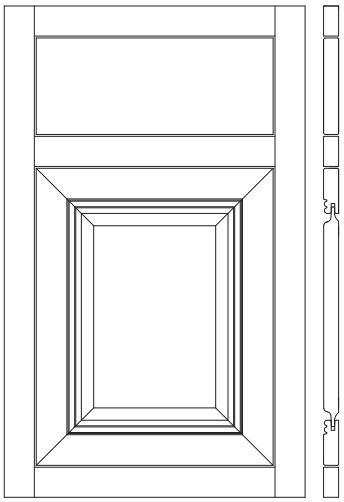

Square Base Cabinet

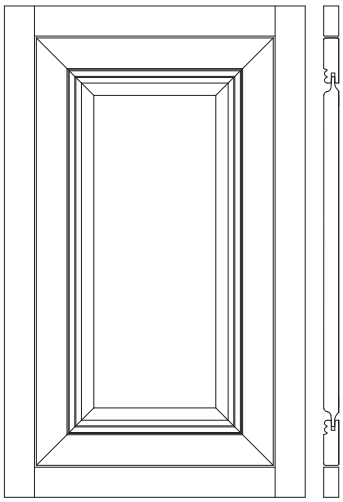

Square Wall Cabinet

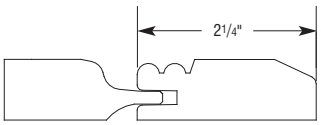

Door Rail/Center Panel Detail

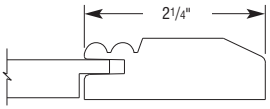

Option: DFF5PCINS Drawer Rail/Center Panel Detail

Wood Species	Price Column
Alder	2+15%
Cherry	4+15%
Maple	2+15%
Quartersawn Oak	4+15%
Rustic Alder	2+15%
Walnut	6+15%

Outside Profile Selections*

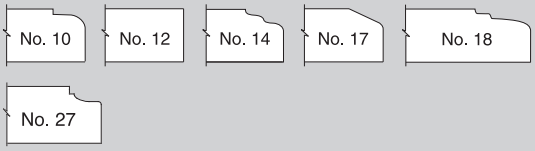

*Profile No. 12 shown

Special Notes

- Solid slab drawer front
- Solid double raised center panel door

Design Notes

- Mullion and Prairie Mullion doors not available.
- Finial Hinges (IFAB, IFBN, IFMB, IFORB) available on Profile #12 only. See page G•12 for details.
- Drawer Front Flat 5-piece Inset (DFF5PCINS) available. Some exceptions may apply. See page G•10 for details.

Beaded Inset Door Styles*



Square Base Cabinet

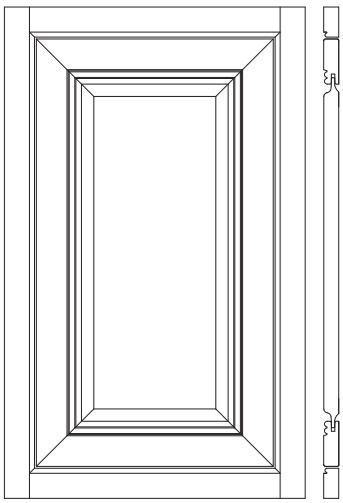

Square Wall Cabinet

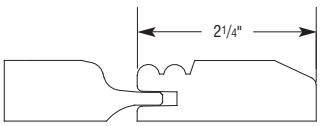

Door Rail/Center Panel Detail

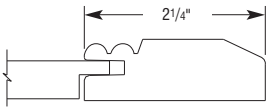

Option: DFF5PCINS Drawer Rail/Center Panel Detail

Wood Species	Price Column
Alder	2+15%
Cherry	4+15%
Maple	2+15%
Quartersawn Oak	4+15%
Rustic Alder	2+15%
Walnut	6+15%

Outside Profile Selections*

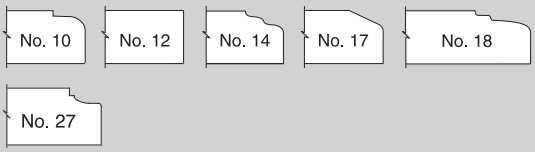

*Profile No. 12 shown

Special Notes

- Solid slab drawer front
- Solid double raised center panel door

Design Notes

- Mullion and Prairie Mullion doors not available.
- Finial Hinges (IFAB, IFBN, IFMB, IFORB) available on Profile #12 only. See page G•12 for details.
- Drawer Front Flat 5-piece Inset (DFF5PCINS) available. Some exceptions may apply. See page G•10 for details.

*When Maple painted finishes (Paints, Sherwin-Williams or Brushed Technique) are specified, the center panels of the selected style may be constructed of Medium Density Fiberboard (MDF). MDF provides a smoother finish when painted, and is more resistant to warping, expansion, and contraction.

Schrock Boutique's Door Applications

Schrock Boutique proudly offers multiple finishes and techniques to provide limitless looks for you and your customers.

Finishes

- Stains
- Specialties
- Paints
- Sherwin-Williams® Color Palette
- Brushed Finish
- Ceruse Finish

Sheens

- Standard Sheen
- Matte Sheen Option

Glazes

- Penned Glazes
- Flooded Glazes

Techniques

- Hewn
- Extra Hewn
- Timeworn
- Extra Timeworn

Finishes

Stains

Stained finishes highlight the inherent qualities of genuine wood to create a truly beautiful product. Shadings of white, red, black and even green may be visible. Mineral streaks may also add to the distinctive appearance, reflecting the tree "life history" as it absorbed minerals differently in one region or another. Grain and apparent texture may range from even and consistent to varied and dramatic. The natural variations will be present throughout Schrock Boutique cabinetry, resulting in unique character marking on adjacent cabinets, on pairs of doors, and even within the same panel. These variations will also appear on edges of hardwood doors where solid lumber cores are exposed in certain Schrock Boutique styles (those featuring flush doors and drawer fronts). These unique characteristics of Natural finishes point out that each piece of wood is different; varied effect of finished cabinetry in a complete installation may be different from that represented by a smaller display or finish sample. The variations are broad, and that is where the beauty of wood lies. A stained finish uses both the toner and the wipe stain to achieve the final color. The toner is applied to the door and allowed to dry. A wipe stain is hand-applied to achieve the final color. All standard finishes will exhibit some degree of Natural characteristics.

Specialty Finishes

Alpaca
Developed to introduce a neutral color that works well with a wide variety of complements. The muted green tones were pulled into this finish to allow it to work as an accent color or a stand alone finish. The base color for Alpaca is an off white or creamy colored paint. This finish has a green glaze applied to the total product as a "Flooded Glaze" which allows the glaze to have an effect on the overall color. Some faint rag marks on the surface may be left to simulate the look of 'brush strokes', but no heavy streaks.

Balsamic and Cordial Ombres
A new look to an old style; Schrock Boutique is refreshing the classics by providing the Ombre collection, a duel toned sunburst effect of a golden amber or shadowed ruby, eclipsed by a dark chocolate hue. This finish seamlessly blends the characteristics of the lighter stains with a dark, semi-transparent toner. This is accomplished by a skilled spraying technique of two different toners with a wiped stain to help blend the two colors into one unique finish. There may be a dark chocolate glazed effect left in some profiles and especially highlighted within the lighter tones of this finish. This will show grain patterns, as well as pick up the lighter and darker tones within the wood itself. The exact placement of the fade transition will vary from one door style to another. The Ombre effect is only applicable on doors, drawer fronts, overlays, authentic ends, inset panel ends, integral ends, and select accessories.

Beachglass
Developed as a naturally worn accent color, complementary to the Schrock Boutique palette, the base color for Beachglass is a turquoise toner with the Toasted Almond glaze applied as a "Flooded Glaze". The glaze will be completely flooded on the product and wiped to leave hang up in profiles as well as allowing rag marks along the surface. This finish is not intended to be cleaned up with mineral, but rather, allowed to look very dirty so the glaze has an effect on the overall color. A brown "spattering" material is also applied to the overall product in varying sizes. This technique should allow for some clustering as well as a few, small blank areas. Inconsistencies should be expected.

Black Canyon
This finish has a black surface finish with a brownish red undercoat. As the product is chemically distressed to achieve its weathered or well worn appearance, the red undercoat will be seen beneath the top Black toner to accentuate the two colors. The complement of the red and black expands the choices within the color palette and allows for a bold risk on a minimal scale. Canyon effect only applicable on doors, drawer fronts, overlays, authentic ends, inset panel ends, integral ends, and select accessories.

Cigar Box
Refined finish. This hue incorporates deep rich reds, oranges and browns with a black glaze that shadows the profiles and helps define the grain and enhance the natural beauty of the wood tones. This multi-tonal finish has added definition with the introduction of speckling to the overall surface of the doors, face frames, accessories and panels. This is a transparent stain with all the depth of fine aged whiskey.

Driftwood
A whisper of cloudy white translucence plays with natural wood tones in Schrock Boutique's Driftwood finish. This color was developed to introduce a neutral color that works well with a wide variety of complements. The black tones were pulled into this finish to allow it to work as an accent color or a stand lone finish, and the base color is an off white or creamy colored transparent toner. Minimal grain and minerals will be visible under the finish, which will allow wood characteristics to have play in the overall look. This finish has a black "flooded" glaze applied to the total product which allows the glaze to have an effect on the overall color creating a veiling effect. Some faint rag marks on the surface may be left to enhance the character of this finish.

Dunes
The beautiful, matte, beach-washed look of Dunes is achieved by overlaying a soft white toner with a warm gray contrasting stain. Though the stain is wiped away, it collects in the profiles of the door style, and depending on the graininess of the wood species selected, catches in the grain on the door surface as well. This semi-translucent finish provides depth and dimension, making it an interesting addition or alternative to paint.

Poppyseed
This finish allows Schrock Boutique to incorporate the natural beauty of raw wood with the realistic hues of stone. This is a semi-transparent slate gray toner that is accented with a dark brown glaze which provides the overall look of a historic stone floor. The finish will show grain patterns, as well as pick up the light and dark tones in the wood color itself. By integrating stone and wood, Schrock Boutique has provided a beautiful complement to the existing finish palette.

Thicket
The layering of dark, cool, gray-brown stain over soft white toner creates an intriguing veil of finish causing Thicket to ride the line between dark and light. Though the stain is wiped away, it collects in the profiles of the door style, and depending on the graininess of the wood species selected, catches in the grain on the door surface as well. This semi-translucent finish showcases wood's natural beauty which allows it to pair handsomely with other stains and paints.

Worn Beachglass
Developed as a naturally worn accent color, complementary to the Schrock Boutique palette, the base color for Worn Beachglass is a turquoise toner with the Toasted Almond glaze applied as a "Flooded Glaze". The glaze will be completely flooded on the product and wiped to leave hang up in profiles as well as allowing rag marks along the surface. This finish is not intended to be cleaned up with mineral, but rather, allowed to look very dirty so the glaze has an effect on the overall color. A sand-through process is involved with a chemical wipe down of the toner to create bare wood areas that fade out to simulate natural wear. Most if not all corners should be hit in varying degrees, as well as "hit and miss" inside and outside profiles. A brown "spattering" material is also applied to the overall product in varying sizes. This technique should allow for some clustering as well as a few, small blank areas. Inconsistencies should be expected.

Worn Black
This black finish combines the aged surface of a higher degree of distressing with the appealing imperfections of our Timeworn technique. Worn Black utilizes the same chemical distressing process of Black Canyon but will reveal the underlying wood color only.

Paints

An interactive collection that is hand-picked and in step with today's most popular fashions and emerging trends, Schrock Boutique has a palette of 30 custom hues. This colorful collection is readily available without a color sample request, nor the requirement of a signed door, allowing for order placement and fulfillment within current lead times. You'll find a wealth of popular neutral tones from light to dark, as well as a chart-topping offering of gray pigmentations. Pops of trend-centric colors are also included, allowing the design statement your customer craves. While some colors may remain constant for several selling cycles, you'll find this collection to be carefully curated with colors that are relevant to homes today.

A painted finish is a full color hiding finish. When using a painted finish on a tight grain wood surface, the surface will be smooth and no wood grain should be seen.

Available on Maple, MDF and Quartersawn Oak species with Amaretto Crème, Grey Stone, Meringue, Nougat, Smoked Caviar, and Toasted Almond penned glazes available on Maple only. These penned glaze options are not available on the Prestley door style. Black not available with Smoked Caviar penned glaze.

When Maple painted finishes (Paints, Sherwin-Williams or Brushed Technique) are specified, the center panels of the selected style may be constructed of Medium Density Fiberboard (MDF). MDF provides a smoother finish when painted, and is more resistant to warping, expansion, and contraction.

Please note: Sherwin-Williams paints with the same color name as your cabinetry color name will not be an exact match. When seeking to match your Schrock Boutique cabinetry paint color, have a cabinet door color-matched at a nearby Sherwin-Williams® paint store to reduce the likelihood and/or significance of color variation. Exact color matching is not guaranteed, and MasterBrand Cabinets will not replace cabinetry or refund money due to color discrepancies.

Sherwin-Williams® Color Palette

Schrock Boutique has partnered with Sherwin-Williams to bring thousands of paint color options to our customers in search of the perfect option to suit their vision. The Sherwin-Williams Color Palette offers paint colors found at Sherwin-Williams Paint stores or online at www.sherwin-williams.com. Valid paint options begin with the code SW_ _ _.

This broad palette is available on Maple, MDF and Quartersawn Oak species, and can be paired with Amaretto Crème, Grey Stone, Meringue, Nougat, Smoked Caviar, and Toasted Almond penned glazes on Maple. (Penned glaze options are not available on the Prestley door style. Smoked Caviar penned glaze is not available on Black paint.) An additional 2 week lead time is required for all cabinet orders featuring Sherwin-Williams paint colors.

Please note: Sherwin-Williams paints with the same paint color name as your cabinetry will not be an exact match. When seeking to match your Schrock Boutique cabinetry paint color, have a cabinet door color-matched at a nearby Sherwin-Williams paint store to reduce the likelihood and/or significance of color variation. Exact color matching is not guaranteed, and MasterBrand Cabinets will not replace cabinetry or refund money due to color discrepancies.

When Maple painted finishes (Paints, Sherwin-Williams or Brushed Technique) are specified, the center panels of the selected style may be constructed of Medium Density Fiberboard (MDF). MDF provides a smoother finish when painted, and is more resistant to warping, expansion, and contraction.

One PAINTPEN will come with original order. PAINTPEN-ADD will allow up to 2 additional pens to be ordered with the original order only.

Code	Description	Price Per Pen
PAINTPEN	Paint Pen	Free with Original Order
PAINTPEN-ADD	Paint Pen Additional	$71 per Additional Paint Pen

We highly recommend ordering a sample to see the true color as presented on wood. To order a sample you must:

1. Submit a "Sample Door Order Form", found on www.mbci1touch.com. Please include the Sherwin-Williams finish number (SW_ _ _) along with the door style, species, and profile selection.

2. Upon receiving the "Sample Door Order Form", a sample door in the style, species and profile requested will be produced. One half of the door will be sent to the customer for review and the other half will be retained by Schrock Boutique to verify color match.

Code	Description
CCSMPL	Sherwin-Williams Color Sample

3. The customer will review and approve the door sample. Submit the cabinet order and include the following: "Sherwin-Williams Color Sample Waiver" form (received with the 1/2 CCSMPL from Schrock Boutique), Purchase Order Number (PO#) and Finish Number.

To ensure understanding, we will require completion of the "Sherwin-Williams Color Sample Waiver" form when a sample is not desired (see page V•5).

Brushed Finish

This program allows for flexibility to choose any painted finish or Sherwin-Williams® Color Palette and combine with one of three choices: Brushed Lakeshore, Brushed Nightfall or Brushed Timber, to create a one of a kind look. Available on Maple and MDF species only. The techniques of Extra Hewn, Extra Timeworn, Hewn, or Timeworn are not available in combination with brushed finish.

When Maple painted finishes (Paints, Sherwin-Williams or Brushed Technique) are specified, the center panels of the selected style may be constructed of Medium Density Fiberboard (MDF). MDF provides a smoother finish when painted, and is more resistant to warping, expansion, and contraction.

1. A sample is **required** before purchasing any product in a brushed finish option. A "Sample Door Order Form", found on www.mbci1touch.com, must be submitted. Please include the door style and profile selection.

2. Upon receiving the "Sample Door Order Form", a sample door in the finish, style and profile requested will be produced, labeled, and reference the order number. One half of the door will be sent to the customer for approval and the other half will be retained by Schrock Boutique. After 90 days, a new custom color sample (CCSMPL) is required.

Code	Description
CCSMPL	Brushed Sample

3. The customer will review and approve the door sample. A Brushed Finish Agreement Form is required (received with the 1/2 CCSMPL from Schrock Boutique). Submit the cabinet order and include the following: "Brushed Finish Agreement" Form and Purchase Order Number (PO#).

Brushed Lakeshore
Brushed Lakeshore is a soft gray, toned color applied to the selected base color.

Brushed Nightfall
Brushed Nightfall is a rich, black toned color applied to the selected base color.

Brushed Timber
Brushed Timber is a lush brown toned color applied to the selected base color.

The hand-brushed application is designed to give depth and movement to the base color. Depending on the combination selected, the finished look can range from an aged, weathered appearance to a modern contemporary look. Brushed Lakeshore, Nightfall and Timber are only available on painted finishes on Maple and MDF.

Brushed Finish Application Details

	Front of Door	Back of Door	Face Frame	Ends	Fixed Door on End	Recessed/Raised Panel End	Interior of Open & Glass Door Cabinetry (if matching interior mod is specified)
Brushed Finish	YES	NO	YES	YES	YES	YES	YES

Direction of brush stroke with Brushed Finishes.

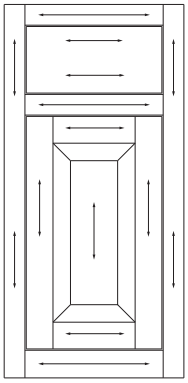

Ceruse Finish

Ceruse, also known as "limed", is a pigmented grain filler that adds contrast against the open pores of the grain of stained Quartersawn Oak wood species. This creates an effect evoking a bygone era of craftsmanship and style that has made a comeback today. Ceruse is available on Buckskin, Morel and Seal in two colorways.

Brindle
The contrasting qualities of white ceruse against stained finishes offer an aesthetic that reads vintage just as easily as modern styling.

Roan
Dark ceruse plays off of stained finishes, lending a moody vibe and a furniture feel that complements any style décor.

Sheens, Glazes and Techniques

Sheens

Schrock Boutique products are enhanced with a predetermined furniture sheen level, complementing the natural beauty of the selected wood and finish combination.

Standard Sheen

Schrock Boutique's standard sheen, non-pigmented top coat accentuates the beauty of a variety of finishes, adding a soft patina to selected wood/finish combinations as well as all painted products.

Matte Sheen Option

The Matte Sheen option is a low sheen, non-pigmented top coat available on all paints and stains except Ceruse finishes. The average degree of sheen is 5°.

Glazes

Schrock Boutique has multiple door style selections that represent many of the trends and fashions found in today's kitchens and baths. Each door style will uniquely change the appearance of your kitchen. For example, a glaze product is not usually favored for door styles that have limited areas on the profile for glazes to hang up. Doors designed with greater detail will have a heavily shadowed appearance due to the increased amount of glaze hang up.

Flooded Glaze

All flooded glazes will have a rustic appearance. This finish technique involves flooding the wood component with the glaze material and then hand-wiping the excess material into and off of the component. The glaze material is not completely wiped from the corners of the door and it is left to accumulate in the corners and along the profiles of the component. The uniqueness of the materials and the process of hand-wiping will cause a variation from door to door and within the same component. Depending on the color of glaze applied, the mineral or natural wood characteristics of the door may become more accentuated.

Penned Glaze

After the product is finished, it is removed from the finish line and transferred to the penned operation. The penned glaze is hand-applied in areas of the door, drawer front, and select mouldings to highlight distinct profiles. Face frames, ends, matching interior, panels, and selected mouldings will not have penned glaze applied. The color on penned glaze is not dependent on the penned glaze to achieve the desired color, therefore the penned glaze is not applied or flooded on the entire part. The moulding and embellishment pieces that do not receive penned glaze do not have profiled areas for the penned glaze to be applied, and will match the base color of the doors.

Techniques

As with normal aging, the distressed areas can vary within individual doors and throughout the entire room. The effect can vary based on the door or drawer front profile and technique selected. Each combination of finish, species and door style will provide a unique look. The areas that are distressed may be enhanced with glazes or specialty finishes, while they may appear more muted with lighter colors, stains and finishes. It is recommended that a sample door and drawer front be ordered to illustrate these unique characteristics. Due to the organic and artistic nature of the hand application of these techniques, Schrock Boutique is not responsible for variability on parts within and among orders that meet specifications.

Timeworn

This light distressing technique features random worm holes, tiny dents and light signs of wear to mimic the appearance of imperfections similar to those found on antiques. The technique will be applied to doors, drawer fronts, face frames, fillers, overlay fillers, valances, solid wood portions of wood tops, turnings, embellishments, integrated end panels, solid wood areas of wood hoods, and mouldings. Plywood cabinet box panels including ends, tops/bottoms, backs, shelves, and accessory panels will NOT get the application. Additional inclusions or exclusions may apply. Not available with the brushed finish technique.

Extra Timeworn

This more aggressive technique includes random rasped corners and edges, worm holes, mars, splits, gouges, small dings and dents for an authentically worn look. The technique will be applied to doors, drawer fronts, overlay fillers, valances, solid wood portions of wood tops, turnings, embellishments, integrated end panels, solid wood areas of wood hoods, and mouldings. Face frames and fillers will receive only Timeworn characteristics. Plywood cabinet box panels including ends, tops/bottoms, backs, shelves, and accessory panels will NOT get the application. Additional inclusions or exclusions may apply. Not available with the brushed finish technique.

Hewn

This subtle technique mimics finish wear that naturally develops over time, and features a continuous but light sand-through along the sharp profiles to highlight the distinctive details of each door and drawer front. Sand-through may vary in thickness around the perimeter of a single door and throughout the kitchen. The technique will be applied to doors, drawer fronts, overlays, mouldings, and embellishments where sharp profiles are applicable. Face frames, panels, straight fillers, and plywood will NOT get the application. Additional inclusions or exclusions may apply. Hewn is not available on Unfinished, Natural, Natural Amaretto Crème Penned, Natural Toasted Almond Penned, Alpaca, Black Canyon, Worn Beachglass, or Worn Black. Not available with the brushed finish technique.

Extra Hewn

This more aggressive technique features burnished sand-through on corners and raised profiles along with sanding on sharp profiles to expose underlying wood for all species and colors in the Schrock Boutique line. Unlike Hewn, Extra Hewn is a RANDOM sand-through technique varying the number of corners and raised profiles receiving burnished sand-through and the sanding of sharp profiles. As with normal aging, the worn edges will vary within individual doors and throughout the entire room. The technique will be applied to doors, drawer fronts, overlays, mouldings, and embellishments where corners and sharp profiles are applicable. Face frames, panels, straight fillers, and plywood will NOT get the application. Additional inclusions or exclusions may apply. Extra Hewn is not available on Unfinished, Natural, Natural Amaretto Crème Penned, Natural Toasted Almond Penned, Alpaca, Black Canyon, Worn Beachglass, or Worn Black. Not available with the brushed finish technique.

Available combinations are Extra Timeworn with Extra Hewn and Timeworn with Hewn.

Stain Finish Process

1. Schrock Boutique's craftspeople carefully inspect each cabinet piece to ensure that the wood is in excellent condition and ready for finish application.
2. Multiple sanding processes prepare selected woods for a quality finish. Sanding steps include shaping, jitter sanding, wide belt sanding, and cross grain sanding.
3. Toner is applied. Toner is a base coat that provides initial color and helps to equalize the surface of the wood.
4. Skilled craftspeople carefully apply the selected stain.
5. The stain is hand-wiped into the wood's surface, highlighting the beauty of the grain patterns.
6.* The wood enters the oven for the first time to seal the stain.
7.* Sealer is applied, ensuring that the toner and stain are locked in, protecting the rich wood tones.
8.* The wood enters the oven for the second time in the finish process, adding greater finish durability.
9. The sealer is sanded to ensure a completely smooth surface for the top coat application.
10. The wood is wiped down with a tack cloth to make sure that the wood surface is exceptionally clean.
11. The wood enters the oven for the third time in the finish process, adding greater finish durability.
12. After the third surface preparation, the final protective top coat of catalyzed conversion varnish is applied.
13. Finally, the piece is ready for the last step in the finish process, where it travels through the oven for the fourth time, ensuring years of carefree beauty.

An unfinished door receives the normal white wood sanding process, but is re-sanded in the field just prior to finish application. Schrock Boutique does not warranty finish on cabinets that have been finished by an outside source.

*Does not apply for natural finish.

Door Style & Finish Availability Chart

		Standard Sheen	Matte Sheen Option†	Upcharge	Alder Door Styles	Cherry Door Styles	Maple Door Styles ✍[1]	NEW MDF Door Styles ✍[1]	Quartersawn Oak Door Styles ✍[1]	Rustic Alder Door Styles ✍[2]	NEW Walnut Door Styles
Stains	Boardwalk	15°	5°	0%	✓^	✓^	✓^		✓	✓^	✓^
	Boulder	15°	5°	0%	✓^	✓^	✓^		✓	✓^	✓^
	Buckskin	15°	5°	0%	✓^	✓^	✓^		✓	✓^	✓^
	Cattail	15°	5°	0%	✓^	✓^	✓^		✓	✓^	✓^
	Chocolate	15°	5°	0%	✓^	✓^	✓^		✓	✓^	✓^
	Colt NEW	15°	5°	0%	✓^	✓^	✓^		✓	✓^	✓^
	Havana	15°	5°	0%	✓^	✓^	✓^		✓	✓^	✓^
	Henna	15°	5°	0%	✓^	✓^	✓^		✓	✓^	✓^
	Marsala	35°	5°	0%	✓^	✓^				✓^	✓^
	Morel	15°	5°	0%	✓^	✓^	✓^		✓	✓^	✓^
	Mustang	35°	5°	0%	✓^	✓^				✓^	✓^
	Natural	35°	5°	0%	✓^	✓^	✓^		✓	✓^	✓^
	Rodeo	15°	5°	0%	✓^	✓^	✓^		✓	✓^	✓^
	Sahara	15°	5°	0%	✓^	✓^	✓^		✓	✓^	✓^
	Sandpiper	35°	5°	0%	✓^	✓^	✓^		✓	✓^	✓^
	Seal	15°	5°	0%	✓^	✓^			✓	✓^	✓^
	Single Malt	35°	5°	0%	✓^	✓^	✓^		✓	✓^	✓^
	Stout	35°	5°	0%	✓^	✓^	✓^		✓	✓^	✓^
	Thatch	15°	5°	0%	✓^	✓^	✓^		✓	✓^	✓^
	Tundra	15°	5°	0%	✓^	✓^	✓^		✓	✓^	✓^
	Unfinished			0%	✓	✓	✓		✓	✓	✓
Flooded Glazes	Marsala Amaretto Crème	35°	5°	12%	✓	✓			✓	✓	✓
	Natural Toasted Almond	35°	5°	12%	✓	✓	✓			✓	✓
	Ruddy Toasted Almond	35°	5°	12%	✓	✓				✓	✓
	Rye Amaretto Crème	35°	5°	12%		✓					✓
	Rye Toasted Almond	35°	5°	12%	✓	✓	✓		✓	✓	✓
	Sandpiper Amaretto Crème	35°	5°	12%	✓	✓				✓	✓
Paints	Paints***	15°	5°	12%			✓*	✓	✓		
Sherwin-Williams® Color	Sherwin-Williams® Color Palette NEW	15°	5°	15%			✓*	✓	✓		
Specialties	Alpaca	15°	5°	12%			✓		✓		✓
	Balsamic Ombre	15°	5°	12%	✓	✓				✓	✓
	Beachglass	15°	5°	12%			✓		✓		
	Black Canyon	15°	5°	12%			✓**				
	Cigar Box	15°	5°	12%	✓	✓			✓	✓	✓
	Cordial Ombre	15°	5°	12%	✓	✓				✓	✓
	Driftwood	15°	5°	15%	✓	✓	✓		✓	✓	✓
	Dunes NEW	5°		15%	✓	✓			✓	✓	✓
	Poppyseed	15°	5°	15%			✓^				✓^
	Thicket NEW	5°		15%	✓	✓			✓	✓	✓
	Worn Beachglass	15°	5°	12%			✓		✓		
	Worn Black	15°	5°	12%			✓**				
Cerused Finishes	Buckskin Brindle	5°		12%					✓		✓
	Buckskin Roan	5°		12%					✓		✓
	Morel Brindle	5°		12%					✓		✓
	Morel Roan	5°		12%					✓		✓
	Seal Brindle	5°		12%					✓		✓
	Seal Roan	5°		12%					✓		✓

For Finish Descriptions and availability details, see pages E•1 through E•4.

***Available with Amaretto Crème, Grey Stone, Meringue, Nougat, Smoked Caviar, and Toasted Almond penned glazes at an additional 15% upcharge. These highlight options are not available on the Prestley door style.**

****Not available on Prestley.**

*****Smoked Caviar penned glaze not available with Black.**

†All 5° matte sheens are available as a no charge option.

^Available with Amaretto Crème or Toasted Almond penned glaze at an additional 12% upcharge. These highlight options are not available on the Prestley door style.

✍[1] Signed finish agreement required, see page V•6.

✍[2] Signed Rustic Alder agreement required, see page V•7.

		Standard Sheen	Matte Sheen Option†	Upcharge	Alder Door Styles	Cherry Door Styles	Maple Door Styles ✍[1]	NEW MDF Door Styles ✍[1]	Quartersawn Oak Door Styles ✍[1]	Rustic Alder Door Styles ✍[2]	NEW Walnut Door Styles
Techniques	Hewn**			5%	✓	✓	✓		✓	✓	✓
	Extra Hewn**			5%	✓	✓	✓		✓	✓	✓
	Timeworn**			5%	✓	✓	✓		✓	✓	✓
	Extra Timeworn**			5%	✓	✓	✓		✓	✓	✓
Paints	Abyss	15°	5°	12%			✓*	✓	✓		
	Agreeable Gray	15°	5°	12%			✓*	✓	✓		
	Black***	15°	5°	12%			✓*	✓	✓		
	Cloud	15°	5°	12%			✓*	✓	✓		
	Coastal Plain	15°	5°	12%			✓*	✓	✓		
	Coconut	15°	5°	12%			✓*	✓	✓		
	Distance	15°	5°	12%			✓*	✓	✓		
	Dover	15°	5°	12%			✓*	✓	✓		
	Egret	15°	5°	12%			✓*	✓	✓		
	Escape Gray	15°	5°	12%			✓*	✓	✓		
	Forest Floor	15°	5°	12%			✓*	✓	✓		
	Foxhall Green NEW	15°	5°	12%			✓*	✓	✓		
	Icy Avalanche	15°	5°	12%			✓*	✓	✓		
	Interesting Aqua	15°	5°	12%			✓*	✓	✓		
	Juniper Berry	15°	5°	12%			✓*	✓	✓		
	Lambswool	15°	5°	12%			✓*	✓	✓		
	Limestone	15°	5°	12%			✓*	✓	✓		
	Living Greige	15°	5°	12%			✓*	✓	✓		
	Maritime	15°	5°	12%			✓*	✓	✓		
	Mindful Gray	15°	5°	12%			✓*	✓	✓		
	Moonstone	15°	5°	12%			✓*	✓	✓		
	Naval	15°	5°	12%			✓*	✓	✓		
	North Star	15°	5°	12%			✓*	✓	✓		
	Peppercorn	15°	5°	12%			✓*	✓	✓		
	Retreat	15°	5°	12%			✓*	✓	✓		
	Sea Salt	15°	5°	12%			✓*	✓	✓		
	Seaside	15°	5°	12%			✓*	✓	✓		
	Serious Gray NEW	15°	5°	12%			✓*	✓	✓		
	Sterling White	15°	5°	12%			✓*	✓	✓		
	White	15°	5°	12%			✓*	✓	✓		
Sherwin-Williams® Color	Sherwin-Williams® Color Palette NEW	15°	5°	15%			✓*	✓	✓		
Brushed Finishes	Brushed Lakeshore	15°	5°	20%			✓	✓			
	Brushed Nightfall	15°	5°	20%			✓	✓			
	Brushed Timber	15°	5°	20%			✓	✓			

For Finish Descriptions and availability details, see pages E•1 through E•4.

Signed Finish Agreement forms required for Paints and Brushed Finishes. Sample door sign off required for Brushed Finishes. See page V•6.

Brushed Finishes must be ordered along with a painted finish as the base color. Example: Coconut (12%) plus Brushed Nightfall (20%).

***Available with Amaretto Crème, Grey Stone, Meringue, Nougat, Smoked Caviar, and Toasted Almond penned glazes at an additional 15% upcharge. These highlight options are not available on the Prestley door style.**

****Not available on Prestley.**

*****Smoked Caviar penned glaze not available with Black.**

†All 5° matte sheens are available as a no charge option.

✍[1] Signed finish agreement required, see page V•6.

✍[2] Signed Rustic Alder agreement required, see page V•7.

Finish Accessories

FINISH / GLAZE NAME	Toner	Stain	Glaze	Paint	Glaze Pen	Spray Can*	Touch-up Kit
Stains							
Boardwalk	(1) TONERQUART	(1) STAINQUART				(1) SSC15**	(1) TUK
Boardwalk Amaretto Crème	(1) TONERQUART	(1) STAINQUART			(1) GLAZEPEN	(1) SSC15**	(1) TUK
Boardwalk Toasted Almond	(1) TONERQUART	(1) STAINQUART			(1) GLAZEPEN	(1) SSC15**	(1) TUK
Boulder	(1) TONERQUART	(1) STAINQUART				(1) SSC15**	(1) TUK
Boulder Amaretto Crème	(1) TONERQUART	(1) STAINQUART			(1) GLAZEPEN	(1) SSC15**	(1) TUK
Boulder Toasted Almond	(1) TONERQUART	(1) STAINQUART			(1) GLAZEPEN	(1) SSC15**	(1) TUK
Buckskin	(1) TONERQUART	(1) STAINQUART				(1) SSC15**	(1) TUK
Buckskin Amaretto Crème	(1) TONERQUART	(1) STAINQUART			(1) GLAZEPEN	(1) SSC15**	(1) TUK
Buckskin Toasted Almond	(1) TONERQUART	(1) STAINQUART			(1) GLAZEPEN	(1) SSC15**	(1) TUK
Cattail	(1) TONERQUART	(1) STAINQUART				(1) SSC15**	(1) TUK
Cattail Amaretto Crème	(1) TONERQUART	(1) STAINQUART			(1) GLAZEPEN	(1) SSC15**	(1) TUK
Cattail Toasted Almond	(1) TONERQUART	(1) STAINQUART			(1) GLAZEPEN	(1) SSC15**	(1) TUK
Chocolate	(1) TONERQUART	(1) STAINQUART				(1) SSC15**	(1) TUK
Chocolate Amaretto Crème	(1) TONERQUART	(1) STAINQUART			(1) GLAZEPEN	(1) SSC15**	(1) TUK
Chocolate Toasted Almond	(1) TONERQUART	(1) STAINQUART			(1) GLAZEPEN	(1) SSC15**	(1) TUK
Colt	(1) TONERQUART	(1) STAINQUART				(1) SSC15**	(1) TUK
Colt Amaretto Crème	(1) TONERQUART	(1) STAINQUART			(1) GLAZEPEN	(1) SSC15**	(1) TUK
Colt Toasted Almond	(1) TONERQUART	(1) STAINQUART			(1) GLAZEPEN	(1) SSC15**	(1) TUK
Havana	(1) TONERQUART	(1) STAINQUART				(1) SSC15**	(1) TUK
Havana Amaretto Crème	(1) TONERQUART	(1) STAINQUART			(1) GLAZEPEN	(1) SSC15**	(1) TUK
Havana Toasted Almond	(1) TONERQUART	(1) STAINQUART			(1) GLAZEPEN	(1) SSC15**	(1) TUK
Henna	(1) TONERQUART	(1) STAINQUART				(1) SSC15**	(1) TUK
Henna Amaretto Crème	(1) TONERQUART	(1) STAINQUART			(1) GLAZEPEN	(1) SSC15**	(1) TUK
Henna Toasted Almond	(1) TONERQUART	(1) STAINQUART			(1) GLAZEPEN	(1) SSC15**	(1) TUK
Marsala	(1) TONERQUART	(1) STAINQUART				(1) SSC35**	(1) TUK
Marsala Amaretto Crème	(1) TONERQUART	(1) STAINQUART			(1) GLAZEPEN	(1) SSC35**	(1) TUK
Marsala Toasted Almond	(1) TONERQUART	(1) STAINQUART			(1) GLAZEPEN	(1) SSC35**	(1) TUK
Morel	(1) TONERQUART	(1) STAINQUART				(1) SSC15**	(1) TUK
Morel Amaretto Crème	(1) TONERQUART	(1) STAINQUART			(1) GLAZEPEN	(1) SSC15**	(1) TUK
Morel Toasted Almond	(1) TONERQUART	(1) STAINQUART			(1) GLAZEPEN	(1) SSC15**	(1) TUK
Mustang	(1) TONERQUART	(1) STAINQUART				(1) SSC35**	(1) TUK
Mustang Amaretto Crème	(1) TONERQUART	(1) STAINQUART			(1) GLAZEPEN	(1) SSC35**	(1) TUK
Mustang Toasted Almond	(1) TONERQUART	(1) STAINQUART			(1) GLAZEPEN	(1) SSC35**	(1) TUK
Natural						(1) SSC35**	(1) TUK
Natural Amaretto Crème					(1) GLAZEPEN	(1) SSC35**	(1) TUK
Natural Toasted Almond					(1) GLAZEPEN	(1) SSC35**	(1) TUK
Rodeo	(1) TONERQUART	(1) STAINQUART				(1) SSC15**	(1) TUK
Rodeo Amaretto Crème	(1) TONERQUART	(1) STAINQUART			(1) GLAZEPEN	(1) SSC15**	(1) TUK
Rodeo Toasted Almond	(1) TONERQUART	(1) STAINQUART			(1) GLAZEPEN	(1) SSC15**	(1) TUK
Sahara	(1) TONERQUART	(1) STAINQUART				(1) SSC15**	(1) TUK
Sahara Amaretto Crème	(1) TONERQUART	(1) STAINQUART			(1) GLAZEPEN	(1) SSC15**	(1) TUK
Sahara Toasted Almond	(1) TONERQUART	(1) STAINQUART			(1) GLAZEPEN	(1) SSC15**	(1) TUK
Sandpiper		(1) STAINQUART				(1) SSC35**	(1) TUK
Sandpiper Amaretto Crème		(1) STAINQUART			(1) GLAZEPEN	(1) SSC35**	(1) TUK
Sandpiper Toasted Almond		(1) STAINQUART			(1) GLAZEPEN	(1) SSC35**	(1) TUK
Seal	(1) TONERQUART	(1) STAINQUART				(1) SSC15**	(1) TUK
Seal Amaretto Crème	(1) TONERQUART	(1) STAINQUART			(1) GLAZEPEN	(1) SSC15**	(1) TUK
Seal Toasted Almond	(1) TONERQUART	(1) STAINQUART			(1) GLAZEPEN	(1) SSC15**	(1) TUK
Single Malt	(1) TONERQUART	(1) STAINQUART				(1) SSC35**	(1) TUK
Single Malt Amaretto Crème	(1) TONERQUART	(1) STAINQUART			(1) GLAZEPEN	(1) SSC35**	(1) TUK
Single Malt Toasted Almond	(1) TONERQUART	(1) STAINQUART			(1) GLAZEPEN	(1) SSC35**	(1) TUK
Stout	(1) TONERQUART	(1) STAINQUART				(1) SSC35**	(1) TUK
Stout Amaretto Crème	(1) TONERQUART	(1) STAINQUART			(1) GLAZEPEN	(1) SSC35**	(1) TUK
Stout Toasted Almond	(1) TONERQUART	(1) STAINQUART			(1) GLAZEPEN	(1) SSC35**	(1) TUK
Thatch	(1) TONERQUART	(1) STAINQUART				(1) SSC15**	(1) TUK
Thatch Amaretto Crème	(1) TONERQUART	(1) STAINQUART			(1) GLAZEPEN	(1) SSC15**	(1) TUK
Thatch Toasted Almond	(1) TONERQUART	(1) STAINQUART			(1) GLAZEPEN	(1) SSC15**	(1) TUK
Tundra	(1) TONERQUART	(1) STAINQUART				(1) SSC15**	(1) TUK
Tundra Amaretto Crème	(1) TONERQUART	(1) STAINQUART			(1) GLAZEPEN	(1) SSC15**	(1) TUK
Tundra Toasted Almond	(1) TONERQUART	(1) STAINQUART			(1) GLAZEPEN	(1) SSC15**	(1) TUK

*Spray Can accessory is a clear coat material.
**If matte sheen option is selected, then spray can code SSC5 will need to be selected instead of the spray can code listed in chart.

FINISH / GLAZE NAME	Toner	Stain	Glaze	Paint	Glaze Pen	Spray Can*	Touch-up Kit
Flooded Glazes							
Marsala Amaretto Crème	(1) TONERQUART		(1) GLAZEQUART			(1) SSC35**	(1) TUK
Natural Toasted Almond	(1) TONERQUART		(1) GLAZEQUART			(1) SSC35**	(1) TUK
Ruddy Toasted Almond	(1) TONERQUART		(1) GLAZEQUART			(1) SSC35**	(1) TUK
Rye Amaretto Crème	(1) TONERQUART		(1) GLAZEQUART			(1) SSC35**	(1) TUK
Rye Toasted Almond	(1) TONERQUART		(1) GLAZEQUART			(1) SSC35**	(1) TUK
Sandpiper Amaretto Crème	(1) TONERQUART		(1) GLAZEQUART			(1) SSC35**	(1) TUK
Paints							
Abyss				(1) PAINTQUART		(1) SSC15**	(1) TUK
Abyss Amaretto Crème				(1) PAINTQUART	(1) GLAZEPEN	(1) SSC15**	(1) TUK
Abyss Grey Stone				(1) PAINTQUART	(1) GLAZEPEN	(1) SSC15**	(1) TUK
Abyss Meringue				(1) PAINTQUART	(1) GLAZEPEN	(1) SSC15**	(1) TUK
Abyss Nougat				(1) PAINTQUART	(1) GLAZEPEN	(1) SSC15**	(1) TUK
Abyss Smoked Caviar				(1) PAINTQUART	(1) GLAZEPEN	(1) SSC15**	(1) TUK
Abyss Toasted Almond				(1) PAINTQUART	(1) GLAZEPEN	(1) SSC15**	(1) TUK
Agreeable Gray				(1) PAINTQUART		(1) SSC15**	(1) TUK
Agreeable Gray Amaretto Crème				(1) PAINTQUART	(1) GLAZEPEN	(1) SSC15**	(1) TUK
Agreeable Gray Grey Stone				(1) PAINTQUART	(1) GLAZEPEN	(1) SSC15**	(1) TUK
Agreeable Gray Meringue				(1) PAINTQUART	(1) GLAZEPEN	(1) SSC15**	(1) TUK
Agreeable Gray Nougat				(1) PAINTQUART	(1) GLAZEPEN	(1) SSC15**	(1) TUK
Agreeable Gray Smoked Caviar				(1) PAINTQUART	(1) GLAZEPEN	(1) SSC15**	(1) TUK
Agreeable Gray Toasted Almond				(1) PAINTQUART	(1) GLAZEPEN	(1) SSC15**	(1) TUK
Black	(1) TONERQUART					(1) SSC15**	(1) TUK
Black Amaretto Crème	(1) TONERQUART				(1) GLAZEPEN	(1) SSC15**	(1) TUK
Black Grey Stone	(1) TONERQUART				(1) GLAZEPEN	(1) SSC15**	(1) TUK
Black Meringue	(1) TONERQUART				(1) GLAZEPEN	(1) SSC15**	(1) TUK
Black Nougat	(1) TONERQUART				(1) GLAZEPEN	(1) SSC15**	(1) TUK
Black Toasted Almond	(1) TONERQUART				(1) GLAZEPEN	(1) SSC15**	(1) TUK
Cloud				(1) PAINTQUART		(1) SSC15**	(1) TUK
Cloud Amaretto Crème				(1) PAINTQUART	(1) GLAZEPEN	(1) SSC15**	(1) TUK
Cloud Grey Stone				(1) PAINTQUART	(1) GLAZEPEN	(1) SSC15**	(1) TUK
Cloud Meringue				(1) PAINTQUART	(1) GLAZEPEN	(1) SSC15**	(1) TUK
Cloud Nougat				(1) PAINTQUART	(1) GLAZEPEN	(1) SSC15**	(1) TUK
Cloud Smoked Caviar				(1) PAINTQUART	(1) GLAZEPEN	(1) SSC15**	(1) TUK
Cloud Toasted Almond				(1) PAINTQUART	(1) GLAZEPEN	(1) SSC15**	(1) TUK
Coastal Plain				(1) PAINTQUART		(1) SSC15**	(1) TUK
Coastal Plain Amaretto Crème				(1) PAINTQUART	(1) GLAZEPEN	(1) SSC15**	(1) TUK
Coastal Plain Grey Stone				(1) PAINTQUART	(1) GLAZEPEN	(1) SSC15**	(1) TUK
Coastal Plain Meringue				(1) PAINTQUART	(1) GLAZEPEN	(1) SSC15**	(1) TUK
Coastal Plain Nougat				(1) PAINTQUART	(1) GLAZEPEN	(1) SSC15**	(1) TUK
Coastal Plain Smoked Caviar				(1) PAINTQUART	(1) GLAZEPEN	(1) SSC15**	(1) TUK
Coastal Plain Toasted Almond				(1) PAINTQUART	(1) GLAZEPEN	(1) SSC15**	(1) TUK
Coconut				(1) PAINTQUART		(1) SSC15**	(1) TUK
Coconut Amaretto Crème				(1) PAINTQUART	(1) GLAZEPEN	(1) SSC15**	(1) TUK
Coconut Grey Stone				(1) PAINTQUART	(1) GLAZEPEN	(1) SSC15**	(1) TUK
Coconut Meringue				(1) PAINTQUART	(1) GLAZEPEN	(1) SSC15**	(1) TUK
Coconut Nougat				(1) PAINTQUART	(1) GLAZEPEN	(1) SSC15**	(1) TUK
Coconut Smoked Caviar				(1) PAINTQUART	(1) GLAZEPEN	(1) SSC15**	(1) TUK
Coconut Toasted Almond				(1) PAINTQUART	(1) GLAZEPEN	(1) SSC15**	(1) TUK
Distance				(1) PAINTQUART		(1) SSC15**	(1) TUK
Distance Amaretto Crème				(1) PAINTQUART	(1) GLAZEPEN	(1) SSC15**	(1) TUK
Distance Grey Stone				(1) PAINTQUART	(1) GLAZEPEN	(1) SSC15**	(1) TUK
Distance Meringue				(1) PAINTQUART	(1) GLAZEPEN	(1) SSC15**	(1) TUK
Distance Nougat				(1) PAINTQUART	(1) GLAZEPEN	(1) SSC15**	(1) TUK
Distance Smoked Caviar				(1) PAINTQUART	(1) GLAZEPEN	(1) SSC15**	(1) TUK
Distance Toasted Almond				(1) PAINTQUART	(1) GLAZEPEN	(1) SSC15**	(1) TUK
Dover				(1) PAINTQUART		(1) SSC15**	(1) TUK
Dover Amaretto Crème				(1) PAINTQUART	(1) GLAZEPEN	(1) SSC15**	(1) TUK
Dover Grey Stone				(1) PAINTQUART	(1) GLAZEPEN	(1) SSC15**	(1) TUK
Dover Meringue				(1) PAINTQUART	(1) GLAZEPEN	(1) SSC15**	(1) TUK
Dover Nougat				(1) PAINTQUART	(1) GLAZEPEN	(1) SSC15**	(1) TUK
Dover Smoked Caviar				(1) PAINTQUART	(1) GLAZEPEN	(1) SSC15**	(1) TUK
Dover Toasted Almond				(1) PAINTQUART	(1) GLAZEPEN	(1) SSC15**	(1) TUK

*Spray Can accessory is a clear coat material.
**If matte sheen option is selected, then spray can code SSC5 will need to be selected instead of the spray can code listed in chart.

Finish Accessories

FINISH / GLAZE NAME	Toner	Stain	Glaze	Paint	Glaze Pen	Spray Can*	Touch-up Kit
Egret				(1) PAINTQUART		(1) SSC15**	(1) TUK
Egret Amaretto Crème				(1) PAINTQUART	(1) GLAZEPEN	(1) SSC15**	(1) TUK
Egret Grey Stone				(1) PAINTQUART	(1) GLAZEPEN	(1) SSC15**	(1) TUK
Egret Meringue				(1) PAINTQUART	(1) GLAZEPEN	(1) SSC15**	(1) TUK
Egret Nougat				(1) PAINTQUART	(1) GLAZEPEN	(1) SSC15**	(1) TUK
Egret Smoked Caviar				(1) PAINTQUART	(1) GLAZEPEN	(1) SSC15**	(1) TUK
Egret Toasted Almond				(1) PAINTQUART	(1) GLAZEPEN	(1) SSC15**	(1) TUK
Escape Gray				(1) PAINTQUART		(1) SSC15**	(1) TUK
Escape Gray Amaretto Crème				(1) PAINTQUART	(1) GLAZEPEN	(1) SSC15**	(1) TUK
Escape Gray Grey Stone				(1) PAINTQUART	(1) GLAZEPEN	(1) SSC15**	(1) TUK
Escape Gray Meringue				(1) PAINTQUART	(1) GLAZEPEN	(1) SSC15**	(1) TUK
Escape Gray Nougat				(1) PAINTQUART	(1) GLAZEPEN	(1) SSC15**	(1) TUK
Escape Gray Smoked Caviar				(1) PAINTQUART	(1) GLAZEPEN	(1) SSC15**	(1) TUK
Escape Gray Toasted Almond				(1) PAINTQUART	(1) GLAZEPEN	(1) SSC15**	(1) TUK
Forest Floor				(1) PAINTQUART		(1) SSC15**	(1) TUK
Forest Floor Amaretto Crème				(1) PAINTQUART	(1) GLAZEPEN	(1) SSC15**	(1) TUK
Forest Floor Grey Stone				(1) PAINTQUART	(1) GLAZEPEN	(1) SSC15**	(1) TUK
Forest Floor Meringue				(1) PAINTQUART	(1) GLAZEPEN	(1) SSC15**	(1) TUK
Forest Floor Nougat				(1) PAINTQUART	(1) GLAZEPEN	(1) SSC15**	(1) TUK
Forest Floor Smoked Caviar				(1) PAINTQUART	(1) GLAZEPEN	(1) SSC15**	(1) TUK
Forest Floor Toasted Almond				(1) PAINTQUART	(1) GLAZEPEN	(1) SSC15**	(1) TUK
Foxhall Green				(1) PAINTQUART		(1) SSC15**	(1) TUK
Foxhall Green Amaretto Crème				(1) PAINTQUART	(1) GLAZEPEN	(1) SSC15**	(1) TUK
Foxhall Green Grey Stone				(1) PAINTQUART	(1) GLAZEPEN	(1) SSC15**	(1) TUK
Foxhall Green Meringue				(1) PAINTQUART	(1) GLAZEPEN	(1) SSC15**	(1) TUK
Foxhall Green Nougat				(1) PAINTQUART	(1) GLAZEPEN	(1) SSC15**	(1) TUK
Foxhall Green Smoked Caviar				(1) PAINTQUART	(1) GLAZEPEN	(1) SSC15**	(1) TUK
Foxhall Green Toasted Almond				(1) PAINTQUART	(1) GLAZEPEN	(1) SSC15**	(1) TUK
Icy Avalanche				(1) PAINTQUART		(1) SSC15**	(1) TUK
Icy Avalanche Amaretto Crème				(1) PAINTQUART	(1) GLAZEPEN	(1) SSC15**	(1) TUK
Icy Avalanche Grey Stone				(1) PAINTQUART	(1) GLAZEPEN	(1) SSC15**	(1) TUK
Icy Avalanche Meringue				(1) PAINTQUART	(1) GLAZEPEN	(1) SSC15**	(1) TUK
Icy Avalanche Nougat				(1) PAINTQUART	(1) GLAZEPEN	(1) SSC15**	(1) TUK
Icy Avalanche Smoked Caviar				(1) PAINTQUART	(1) GLAZEPEN	(1) SSC15**	(1) TUK
Icy Avalanche Toasted Almond				(1) PAINTQUART	(1) GLAZEPEN	(1) SSC15**	(1) TUK
Interesting Aqua				(1) PAINTQUART		(1) SSC15**	(1) TUK
Interesting Aqua Amaretto Crème				(1) PAINTQUART	(1) GLAZEPEN	(1) SSC15**	(1) TUK
Interesting Aqua Grey Stone				(1) PAINTQUART	(1) GLAZEPEN	(1) SSC15**	(1) TUK
Interesting Aqua Meringue				(1) PAINTQUART	(1) GLAZEPEN	(1) SSC15**	(1) TUK
Interesting Aqua Nougat				(1) PAINTQUART	(1) GLAZEPEN	(1) SSC15**	(1) TUK
Interesting Aqua Smoked Caviar				(1) PAINTQUART	(1) GLAZEPEN	(1) SSC15**	(1) TUK
Interesting Aqua Toasted Almond				(1) PAINTQUART	(1) GLAZEPEN	(1) SSC15**	(1) TUK
Juniper Berry				(1) PAINTQUART		(1) SSC15**	(1) TUK
Juniper Berry Amaretto Crème				(1) PAINTQUART	(1) GLAZEPEN	(1) SSC15**	(1) TUK
Juniper Berry Grey Stone				(1) PAINTQUART	(1) GLAZEPEN	(1) SSC15**	(1) TUK
Juniper Berry Meringue				(1) PAINTQUART	(1) GLAZEPEN	(1) SSC15**	(1) TUK
Juniper Berry Nougat				(1) PAINTQUART	(1) GLAZEPEN	(1) SSC15**	(1) TUK
Juniper Berry Smoked Caviar				(1) PAINTQUART	(1) GLAZEPEN	(1) SSC15**	(1) TUK
Juniper Berry Toasted Almond				(1) PAINTQUART	(1) GLAZEPEN	(1) SSC15**	(1) TUK
Lambswool				(1) PAINTQUART		(1) SSC15**	(1) TUK
Lambswool Amaretto Crème				(1) PAINTQUART	(1) GLAZEPEN	(1) SSC15**	(1) TUK
Lambswool Grey Stone				(1) PAINTQUART	(1) GLAZEPEN	(1) SSC15**	(1) TUK
Lambswool Meringue				(1) PAINTQUART	(1) GLAZEPEN	(1) SSC15**	(1) TUK
Lambswool Nougat				(1) PAINTQUART	(1) GLAZEPEN	(1) SSC15**	(1) TUK
Lambswool Smoked Caviar				(1) PAINTQUART	(1) GLAZEPEN	(1) SSC15**	(1) TUK
Lambswool Toasted Almond				(1) PAINTQUART	(1) GLAZEPEN	(1) SSC15**	(1) TUK
Limestone				(1) PAINTQUART		(1) SSC15**	(1) TUK
Limestone Amaretto Crème				(1) PAINTQUART	(1) GLAZEPEN	(1) SSC15**	(1) TUK
Limestone Grey Stone				(1) PAINTQUART	(1) GLAZEPEN	(1) SSC15**	(1) TUK
Limestone Meringue				(1) PAINTQUART	(1) GLAZEPEN	(1) SSC15**	(1) TUK
Limestone Nougat				(1) PAINTQUART	(1) GLAZEPEN	(1) SSC15**	(1) TUK
Limestone Smoked Caviar				(1) PAINTQUART	(1) GLAZEPEN	(1) SSC15**	(1) TUK
Limestone Toasted Almond				(1) PAINTQUART	(1) GLAZEPEN	(1) SSC15**	(1) TUK

*Spray Can accessory is a clear coat material.
**If matte sheen option is selected, then spray can code SSC5 will need to be selected instead of the spray can code listed in chart.

FINISH / GLAZE NAME	Toner	Stain	Glaze	Paint	Glaze Pen	Spray Can*	Touch-up Kit
Living Greige				(1) PAINTQUART		(1) SSC15**	(1) TUK
Living Greige Amaretto Crème				(1) PAINTQUART	(1) GLAZEPEN	(1) SSC15**	(1) TUK
Living Greige Grey Stone				(1) PAINTQUART	(1) GLAZEPEN	(1) SSC15**	(1) TUK
Living Greige Meringue				(1) PAINTQUART	(1) GLAZEPEN	(1) SSC15**	(1) TUK
Living Greige Nougat				(1) PAINTQUART	(1) GLAZEPEN	(1) SSC15**	(1) TUK
Living Greige Smoked Caviar				(1) PAINTQUART	(1) GLAZEPEN	(1) SSC15**	(1) TUK
Living Greige Toasted Almond				(1) PAINTQUART	(1) GLAZEPEN	(1) SSC15**	(1) TUK
Maritime				(1) PAINTQUART		(1) SSC15**	(1) TUK
Maritime Amaretto Crème				(1) PAINTQUART	(1) GLAZEPEN	(1) SSC15**	(1) TUK
Maritime Grey Stone				(1) PAINTQUART	(1) GLAZEPEN	(1) SSC15**	(1) TUK
Maritime Meringue				(1) PAINTQUART	(1) GLAZEPEN	(1) SSC15**	(1) TUK
Maritime Nougat				(1) PAINTQUART	(1) GLAZEPEN	(1) SSC15**	(1) TUK
Maritime Smoked Caviar				(1) PAINTQUART	(1) GLAZEPEN	(1) SSC15**	(1) TUK
Maritime Toasted Almond				(1) PAINTQUART	(1) GLAZEPEN	(1) SSC15**	(1) TUK
Mindful Gray				(1) PAINTQUART		(1) SSC15**	(1) TUK
Mindful Gray Amaretto Crème				(1) PAINTQUART	(1) GLAZEPEN	(1) SSC15**	(1) TUK
Mindful Gray Grey Stone				(1) PAINTQUART	(1) GLAZEPEN	(1) SSC15**	(1) TUK
Mindful Gray Meringue				(1) PAINTQUART	(1) GLAZEPEN	(1) SSC15**	(1) TUK
Mindful Gray Nougat				(1) PAINTQUART	(1) GLAZEPEN	(1) SSC15**	(1) TUK
Mindful Gray Smoked Caviar				(1) PAINTQUART	(1) GLAZEPEN	(1) SSC15**	(1) TUK
Mindful Gray Toasted Almond				(1) PAINTQUART	(1) GLAZEPEN	(1) SSC15**	(1) TUK
Moonstone				(1) PAINTQUART		(1) SSC15**	(1) TUK
Moonstone Amaretto Crème				(1) PAINTQUART	(1) GLAZEPEN	(1) SSC15**	(1) TUK
Moonstone Grey Stone				(1) PAINTQUART	(1) GLAZEPEN	(1) SSC15**	(1) TUK
Moonstone Meringue				(1) PAINTQUART	(1) GLAZEPEN	(1) SSC15**	(1) TUK
Moonstone Nougat				(1) PAINTQUART	(1) GLAZEPEN	(1) SSC15**	(1) TUK
Moonstone Smoked Caviar				(1) PAINTQUART	(1) GLAZEPEN	(1) SSC15**	(1) TUK
Moonstone Toasted Almond				(1) PAINTQUART	(1) GLAZEPEN	(1) SSC15**	(1) TUK
Naval				(1) PAINTQUART		(1) SSC15**	(1) TUK
Naval Amaretto Crème				(1) PAINTQUART	(1) GLAZEPEN	(1) SSC15**	(1) TUK
Naval Grey Stone				(1) PAINTQUART	(1) GLAZEPEN	(1) SSC15**	(1) TUK
Naval Meringue				(1) PAINTQUART	(1) GLAZEPEN	(1) SSC15**	(1) TUK
Naval Nougat				(1) PAINTQUART	(1) GLAZEPEN	(1) SSC15**	(1) TUK
Naval Smoked Caviar				(1) PAINTQUART	(1) GLAZEPEN	(1) SSC15**	(1) TUK
Naval Toasted Almond				(1) PAINTQUART	(1) GLAZEPEN	(1) SSC15**	(1) TUK
North Star				(1) PAINTQUART		(1) SSC15**	(1) TUK
North Star Amaretto Crème				(1) PAINTQUART	(1) GLAZEPEN	(1) SSC15**	(1) TUK
North Star Grey Stone				(1) PAINTQUART	(1) GLAZEPEN	(1) SSC15**	(1) TUK
North Star Meringue				(1) PAINTQUART	(1) GLAZEPEN	(1) SSC15**	(1) TUK
North Star Nougat				(1) PAINTQUART	(1) GLAZEPEN	(1) SSC15**	(1) TUK
North Star Smoked Caviar				(1) PAINTQUART	(1) GLAZEPEN	(1) SSC15**	(1) TUK
North Star Toasted Almond				(1) PAINTQUART	(1) GLAZEPEN	(1) SSC15**	(1) TUK
Peppercorn				(1) PAINTQUART		(1) SSC15**	(1) TUK
Peppercorn Amaretto Crème				(1) PAINTQUART	(1) GLAZEPEN	(1) SSC15**	(1) TUK
Peppercorn Grey Stone				(1) PAINTQUART	(1) GLAZEPEN	(1) SSC15**	(1) TUK
Peppercorn Meringue				(1) PAINTQUART	(1) GLAZEPEN	(1) SSC15**	(1) TUK
Peppercorn Nougat				(1) PAINTQUART	(1) GLAZEPEN	(1) SSC15**	(1) TUK
Peppercorn Smoked Caviar				(1) PAINTQUART	(1) GLAZEPEN	(1) SSC15**	(1) TUK
Peppercorn Toasted Almond				(1) PAINTQUART	(1) GLAZEPEN	(1) SSC15**	(1) TUK
Retreat				(1) PAINTQUART		(1) SSC15**	(1) TUK
Retreat Amaretto Crème				(1) PAINTQUART	(1) GLAZEPEN	(1) SSC15**	(1) TUK
Retreat Grey Stone				(1) PAINTQUART	(1) GLAZEPEN	(1) SSC15**	(1) TUK
Retreat Meringue				(1) PAINTQUART	(1) GLAZEPEN	(1) SSC15**	(1) TUK
Retreat Nougat				(1) PAINTQUART	(1) GLAZEPEN	(1) SSC15**	(1) TUK
Retreat Smoked Caviar				(1) PAINTQUART	(1) GLAZEPEN	(1) SSC15**	(1) TUK
Retreat Toasted Almond				(1) PAINTQUART	(1) GLAZEPEN	(1) SSC15**	(1) TUK
Sea Salt				(1) PAINTQUART		(1) SSC15**	(1) TUK
Sea Salt Amaretto Crème				(1) PAINTQUART	(1) GLAZEPEN	(1) SSC15**	(1) TUK
Sea Salt Grey Stone				(1) PAINTQUART	(1) GLAZEPEN	(1) SSC15**	(1) TUK
Sea Salt Meringue				(1) PAINTQUART	(1) GLAZEPEN	(1) SSC15**	(1) TUK
Sea Salt Nougat				(1) PAINTQUART	(1) GLAZEPEN	(1) SSC15**	(1) TUK
Sea Salt Smoked Caviar				(1) PAINTQUART	(1) GLAZEPEN	(1) SSC15**	(1) TUK
Sea Salt Toasted Almond				(1) PAINTQUART	(1) GLAZEPEN	(1) SSC15**	(1) TUK

*Spray Can accessory is a clear coat material.
**If matte sheen option is selected, then spray can code SSC5 will need to be selected instead of the spray can code listed in chart.

Finish Accessories

FINISH / GLAZE NAME	Toner	Stain	Glaze	Paint	Glaze Pen	Spray Can*	Touch-up Kit
Seaside				(1) PAINTQUART		(1) SSC15**	(1) TUK
Seaside Amaretto Crème				(1) PAINTQUART	(1) GLAZEPEN	(1) SSC15**	(1) TUK
Seaside Grey Stone				(1) PAINTQUART	(1) GLAZEPEN	(1) SSC15**	(1) TUK
Seaside Meringue				(1) PAINTQUART	(1) GLAZEPEN	(1) SSC15**	(1) TUK
Seaside Nougat				(1) PAINTQUART	(1) GLAZEPEN	(1) SSC15**	(1) TUK
Seaside Smoked Caviar				(1) PAINTQUART	(1) GLAZEPEN	(1) SSC15**	(1) TUK
Seaside Toasted Almond				(1) PAINTQUART	(1) GLAZEPEN	(1) SSC15**	(1) TUK
Serious Gray				(1) PAINTQUART		(1) SSC15**	(1) TUK
Serious Gray Amaretto Crème				(1) PAINTQUART	(1) GLAZEPEN	(1) SSC15**	(1) TUK
Serious Gray Grey Stone				(1) PAINTQUART	(1) GLAZEPEN	(1) SSC15**	(1) TUK
Serious Gray Meringue				(1) PAINTQUART	(1) GLAZEPEN	(1) SSC15**	(1) TUK
Serious Gray Nougat				(1) PAINTQUART	(1) GLAZEPEN	(1) SSC15**	(1) TUK
Serious Gray Smoked Caviar				(1) PAINTQUART	(1) GLAZEPEN	(1) SSC15**	(1) TUK
Serious Gray Toasted Almond				(1) PAINTQUART	(1) GLAZEPEN	(1) SSC15**	(1) TUK
Sterling White				(1) PAINTQUART		(1) SSC15**	(1) TUK
Sterling White Amaretto Crème				(1) PAINTQUART	(1) GLAZEPEN	(1) SSC15**	(1) TUK
Sterling White Grey Stone				(1) PAINTQUART	(1) GLAZEPEN	(1) SSC15**	(1) TUK
Sterling White Meringue				(1) PAINTQUART	(1) GLAZEPEN	(1) SSC15**	(1) TUK
Sterling White Nougat				(1) PAINTQUART	(1) GLAZEPEN	(1) SSC15**	(1) TUK
Sterling White Smoked Caviar				(1) PAINTQUART	(1) GLAZEPEN	(1) SSC15**	(1) TUK
Sterling White Toasted Almond				(1) PAINTQUART	(1) GLAZEPEN	(1) SSC15**	(1) TUK
White				(1) PAINTQUART		(1) SSC15**	(1) TUK
White Amaretto Crème				(1) PAINTQUART	(1) GLAZEPEN	(1) SSC15**	(1) TUK
White Grey Stone				(1) PAINTQUART	(1) GLAZEPEN	(1) SSC15**	(1) TUK
White Meringue				(1) PAINTQUART	(1) GLAZEPEN	(1) SSC15**	(1) TUK
White Nougat				(1) PAINTQUART	(1) GLAZEPEN	(1) SSC15**	(1) TUK
White Smoked Caviar				(1) PAINTQUART	(1) GLAZEPEN	(1) SSC15**	(1) TUK
White Toasted Almond				(1) PAINTQUART	(1) GLAZEPEN	(1) SSC15**	(1) TUK
Specialties							
Alpaca				(1) FINKIT		(1) SSC15**	(1) TUK
Balsamic Ombre	(2) TONERQUART		(1) GLAZEQUART			(1) SSC15**	(1) TUK
Beachglass	(1) TONERQUART	(1) STAINQUART				(1) SSC15**	(1) TUK
Black Canyon	(2) TONERQUART					(1) SSC15**	(1) TUK
Cigar Box	(1) TONERQUART		(1) GLAZEQUART			(1) SSC15**	(1) TUK
Cordial Ombre	(1) TONERQUART	(1) STAINQUART				(1) SSC15**	(1) TUK
Driftwood	(1) TONERQUART	(1) STAINQUART				(1) SSC15**	(1) TUK
Dunes	(1) TONERQUART	(1) STAINQUART				(1) SSC5	(1) TUK
Poppyseed	(1) TONERQUART		(1) GLAZEQUART			(1) SSC15**	(1) TUK
Poppyseed Amaretto Crème	(1) TONERQUART		(1) GLAZEQUART		(1) GLAZEPEN	(1) SSC15**	(1) TUK
Poppyseed Toasted Almond	(1) TONERQUART	(1) STAINQUART			(1) GLAZEPEN	(1) SSC15**	(1) TUK
Thicket	(1) TONERQUART	(1) STAINQUART				(1) SSC5	(1) TUK
Worn Beachglass	(1) TONERQUART	(1) STAINQUART				(1) SSC15**	(1) TUK
Worn Black	(1) TONERQUART					(1) SSC15**	(1) TUK
Cerused Finishes							
Buckskin Brindle	(1) TONERQUART	(1) STAINQUART				(1) SSC5	(1) TUK
Buckskin Roan	(1) TONERQUART	(1) STAINQUART				(1) SSC5	(1) TUK
Morel Brindle	(1) TONERQUART	(1) STAINQUART				(1) SSC5	(1) TUK
Morel Roan	(1) TONERQUART	(1) STAINQUART				(1) SSC5	(1) TUK
Seal Brindle	(1) TONERQUART	(1) STAINQUART				(1) SSC5	(1) TUK
Seal Roan	(1) TONERQUART	(1) STAINQUART				(1) SSC5	(1) TUK

***Spray Can accessory is a clear coat material.**
****If matte sheen option is selected, then spray can code SSC5 will need to be selected instead of the spray can code listed in chart.**

- To order stains, refer to above chart and specify material and color.
- For example, to order Cigar Box, specify (1) TONERQUART Cigar Box and (1) GLAZEQUART Cigar Box.
- All finishes intended for field repair. Not to be used for full cabinet application.
- FINKIT contains 1 pint paint, 1 pint glaze, 1 pint clear top coat and instructions for application.

- To order paints, refer to above chart and specify material and color.
- For example, to order Sterling White, specify (1) PAINTQUART Sterling White.
- To order paints with glaze, refer to above chart and specify material and color. For example, to order Sterling White Toasted Almond, specify (1) PAINTQUART Sterling White and (1) GLAZEPEN Toasted Almond.



DESCRIPTION	CODE	LIST PRICE
Quart of Toner	TONERQUART	100
Quart of Stain	STAINQUART	106
Quart of Glaze	GLAZEQUART	106
Quart of Paint	PAINTQUART	106
Finish Kit	FINKIT	261
Lacquer Spray Can - 5°	SSC5	68
Lacquer Spray Can - 15°	SSC15	68
Lacquer Spray Can - 35°	SSC35	68
Touch-up Kit	TUK	71
Glaze Pen	GLAZEPEN	34

Cabinet Construction Specifications

1. Cabinet Interiors

Natural wood interior is durable interior and highly resistant to water and most common household chemicals. It's easy-care with a rich, attractive appearance.

2. Shelves

Standard shelves are 3/4" thick Natural plywood with edgebanding on all exposed edges matches the standard interior of the cabinet. All standard shelves are fully adjustable for added customer convenience. (Cabinets ordered with matching interiors feature 3/4" wood veneered shelves.)

3. End Panels

End panels are 1/2" thick Natural plywood. End panels fit into the 1/2" groove on the back side of the face frame and are secured with furniture staples. Flush ends optional.

4. Tops and Bottoms

Tops and bottoms of wall and base cabinets are 1/2" thick Natural plywood. Base bottoms and wall tops and bottoms are dadoed into the end panels and into a groove on the back side of the face frame and are secured with furniture staples.

5. Backs

Backs on all standard base and wall cabinets are 3/16" thick Natural plywood. The back is held securely in a partially-captive groove in the end panel, then furniture stapled and hot melt glued to provide an outstanding, durable joint. For ease of installation, wall cabinets include 3/8" plywood hanger rails, and base cabinets feature an 11/16" pine hanger rail at the top and a 3/8" plywood hanger rail at the bottom. The hanger rails and back are secured to the tops and bottoms with hot melt glue and furniture staples.

(Backs on special corner units and angled units, such as the AEW units, CS units, DW units, and ER units, are constructed of 3/8" furniture core. This material and construction technique adds structural stability to these special units.)

6. Toekicks

A 1/2 " plywood sub-toekick is attached between the end panels in all units with a toekick space. The sub-toekick is secured in a 1/8" deep by 17/32" wide groove on the bottom and stapled to the bottom and end panels to hold in place . Toekick skins are available in 8-foot lengths for application to the toekick space after installation for a custom appearance.

7. Corner Blocks

Plywood corner blocks are glued into the grooves on base cabinet face frames and glued and stapled into the grooves in pine hanger rails and end panels. These supports help keep the cabinet square and sturdy and provide a method to attach countertops.

8. Face Frames

Face frames are constructed of 3/4" solid wood using the glue and screw joinery technique. The glue and screw method provides a more consistent joint and has been proven stronger in extensive testing. The "reveal" on the exterior back side of the face frame stile is 9/64", allowing the creation of a flush end when applying 3/32" finished panels for a custom look.

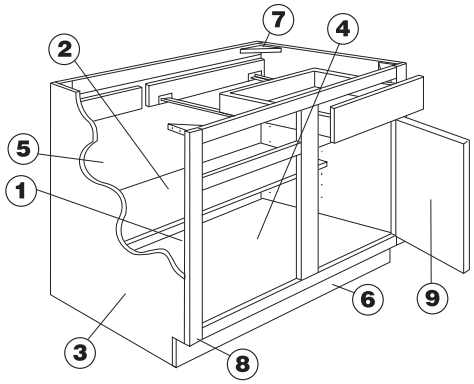

9. Door and Drawer Fronts

Depending upon the style selected, door and drawer fronts may be 3/4" thick solid double raised panels, solid flat panels or one-piece seamless MDF. When Maple painted finishes (Paints, Sherwin-Williams or Brushed Technique) are specified, the center panels of the selected style may be constructed of Medium Density Fiberboard (MDF). MDF provides a smoother finish when painted, and is more resistant to warping, expansion, and contraction. MDF door and drawer front components will be MDF. Face frame and box parts utilize maple paint material, and trim and panels utilize maple species. All door styles include drilled stemmed bumper pads.

10. Hinges

All cabinets use standard concealed hinges, they will vary per door style. Full overlay door styles use a 110 degree 1 5/16" overlay Smart Stop concealed hinge and Inset and Beaded Inset door styles use an inset clip top 110 degree Smart Stop concealed hinge. For all corner type units (i.e. Corner Walls (ER), Base Rotating Deep Bin (BRDB), Lazy Susan Base Cabinets (BLS), Base SuperCabinets™ (BSC), Square Base Corner Cabinets (CS), Square Lazy Susan Base Cabinets (BER), Super Space Savers (SLS)), 170 degree hinges (non Smart Stop) are used in place of the standard hinge. For Inset and Beaded Inset door styles, there is an option to use finial hinges; see modification section for more details.

NOTE: Schrock Boutique is committed to offering solutions that meet or exceed air emissions rules and regulations. All-plywood used in the construction of our cabinets for end panels, shelves, tops, bottoms, backs, toekicks, and corner blocks is compliant to the California Air Resources Board (CARB) current requirements.

When Maple painted finishes (Paints, Sherwin-Williams or Brushed Technique) are specified, the center panels of the selected style may be constructed of Medium Density Fiberboard (MDF). MDF provides a smoother finish when painted, and is more resistant to warping, expansion, and contraction.

All-plywood components meet ANSI/HPVA HP-1 standards, and may contain MDF or particleboard.

Styles, product availability and construction may vary slightly from those shown in this book due to material availability and/or design evolution. Specifications are subject to change without notice. Customer Service is available if your design requires verification of product availability and specifications.

Dovetailed Drawer & Roll Tray Construction Specifications

Drawer and Roll Tray Construction

Drawer and roll tray box sides, backs and fronts are thick solid wood with dovetailed corner construction. Schrock Boutique's uses a four-sided drawer and dovetail joinery for superior stability and drawer box strength. Schrock Boutique applies an advanced synthetic-based glue to the tenons of all dovetails for even greater stability and box strength. The drawer bottom is 5.2mm veneer plywood and is fully captured within the four sides of the drawer box. Capturing the bottom on four sides provides "solid" drawers and roll trays for optimum load capacity.

Schrock Boutique drawer sides, backs and fronts, and bottoms receive a high quality appearance resulting from fine sanding, sealer application, sealer sanding, and top coat application. The result is a smooth, protective shield for the drawer box.

Full Extension Drawer/Roll Tray Slides with Smart Stop™ Feature

Advanced, lifetime-guaranteed, zinc-coated steel drawer slides are manufactured of sturdy Class I cold rolled steel. Bottom mounting adds to strength, with the result being a drawer suspension system rated at 90 pounds capacity. Locking devices provide automatic latching, easy release for drawer removal and tool-free height adjustment. Quiet gliding permanently lubricated, synthetic rollers deliver a lifetime of smooth, trouble-free operation.

The drawer/roll tray system's Smart Stop feature adds an extra measure of convenience. The Smart Stop feature engages when the drawer/roll tray is 2" from closing. Resistance is applied to the self-closing mechanism, giving a gentle, controlled closing. Parallel-closing design ensures proper alignment.

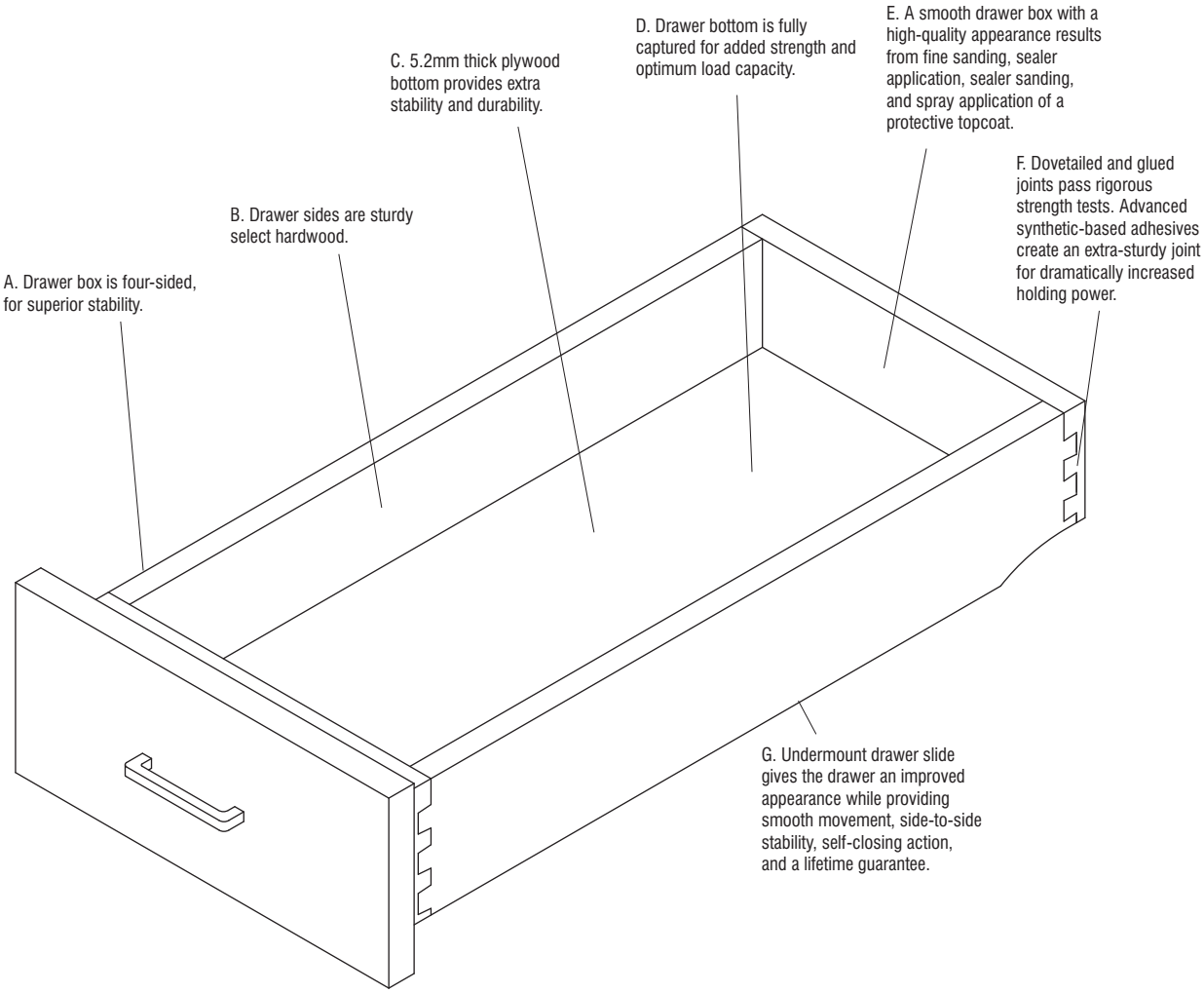

Inset and Beaded Inset Specifications

- Customers should be aware that Inset cabinetry is very different than standard overlay cabinetry, as it is not as tolerant or forgiving. Since the doors and drawer fronts are made to fit inside the frame with tight tolerances, inset cabinets are much more vulnerable to dimensional changes and racking than standard overlay cabinetry.
- Dimensional changes primarily occur when environmental conditions, such as temperature and humidity, are not controlled at an acceptable level. This causes the wood to expand and contract. This is something that cannot be avoided . It is very important that inset cabinets are never stored or installed in an environment where temperature and humidity reach extreme levels. Humidity levels should be kept between 30 to 55% for optimal results. Customers living in areas where these extremes cannot be controlled should avoid inset cabinets.
  - Too much humidity will cause the wood to expand, potentially leading to binding and nonfunctional doors/ drawers.
  - Too little humidity will cause the wood to contract, which could lead to larger gaps around the perimeter.
  - Doors / drawers that have been impacted by exposure to extreme environmental changes will usually return to their normal size over time once acceptable environmental levels have been implemented.
- If the style selected is inset, all standard 12″ deep Wall cabinets will be converted to 13″ deep at no upcharge. This additional depth makes up for the interior space lost by placing the door inside the face frame opening.
- Inset doors and drawers are manufactured with an approximate reveal of 3/32″ on all sides. Changes in temperature and humidity may cause this gap to fluctuate over time. This is normal when using inset cabinets and should be expected.
- Designers suggest working with cabinets 15″ wide or wider to ensure aesthetic balance throughout the kitchen. In cases where this is not possible, customers should be aware that cabinets less than 12″ wide (9″ opening) will use slab doors .
- Designers also suggest using one large cabinet versus multiple smaller cabinets to reduce the amount of visible face frame rails and seams. For example, the preference would be to use a W4530 instead of three W1530 L or R cabinets.
- Inset cabinets are available with standard concealed hinges or optional finial hinges. There are some noticeable differences between the two hinge types:
  - Concealed hinges are six-way adjustable (in/out, left/right, up/down). These hinges include the standard Smart Stop feature found on Schrock Boutique's existing hinges. They allow for a 110-degree opening.
  - Finial hinges provide limited four-way adjustability (left/right, up/down), as they do not feature any in/out adjustment. These hinges do not include any type of Smart Stop feature (PDM add-ons are not available on Inset), therefore they swing freely when not held closed by the magnets. They offer a 180-degree opening. Finial hinges come in four colors: Antique Brass, Brushed Nickel, Matte Black, and Oil Rubbed Bronze.
- Finial hinges can only be used with Profile #12.
- The only valance available on beaded cabinets is the Straight valance. If the Arched, style B, style D, style E, style H, style J, style K, or style L are desired, it can be ordered as a loose accessory, but will not feature the beaded detail.
- When ordering Oven/Microwave cabinets in beaded inset, the cabinet should be ordered to the appropriate width using the 1/4″ width modification instead of using piece-in or cut-out applications.
- Racking can occur if a cabinet is not installed properly. If the cabinet is installed out of square, it is possible to make the unit nonfunctional, as the doors and drawers will bind. Inset cabinets should be installed by experienced and patient installers. Inset cabinets require additional time to install and adjust components to the correct positioning.

Wall Cabinet Dimensions (without doors)

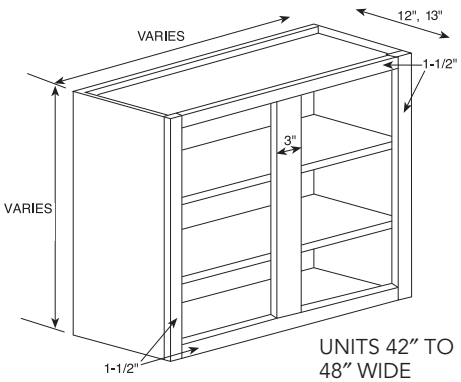

UNITS 42″ TO 48″ WIDE (FRONT VIEW)

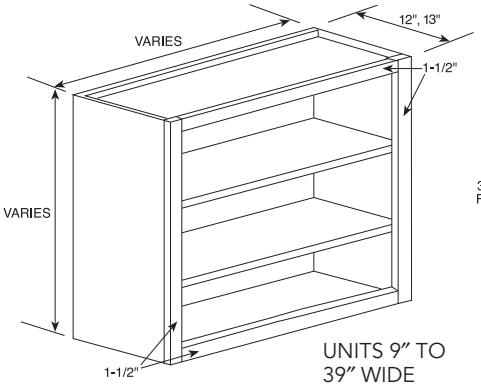

UNITS 9″ TO 39″ WIDE (FRONT VIEW)

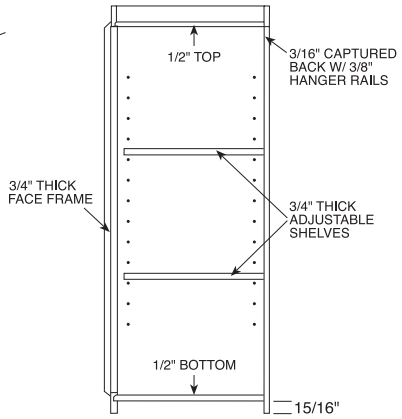

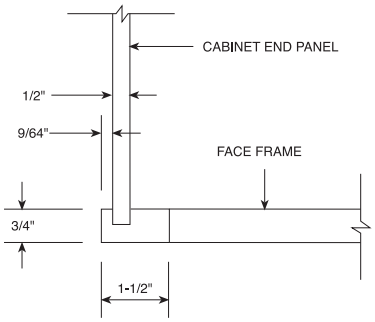

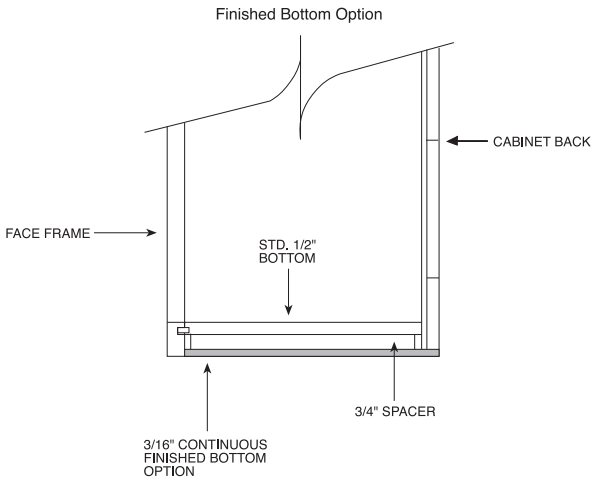

Base Cabinet Dimensions (without doors)

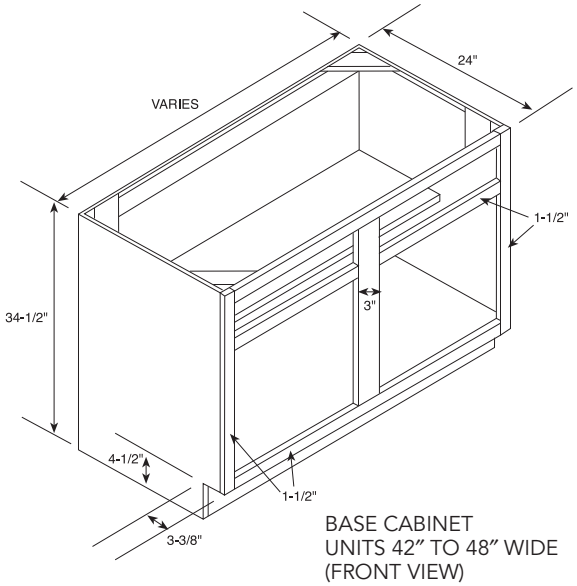

BASE CABINET
UNITS 42″ TO 48″ WIDE
(FRONT VIEW)

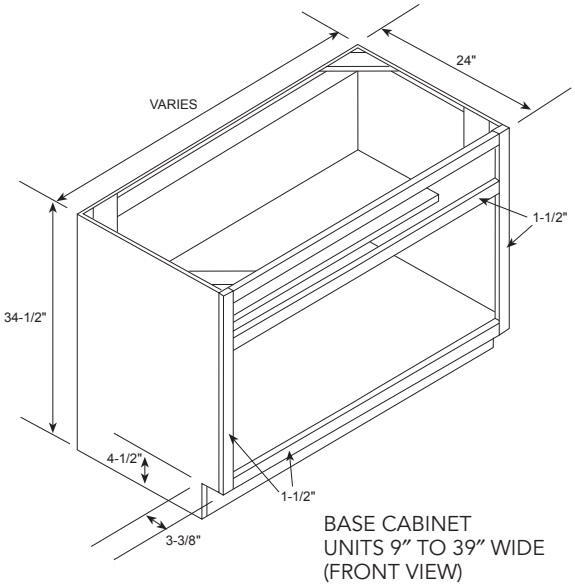

BASE CABINET
UNITS 9″ TO 39″ WIDE
(FRONT VIEW)

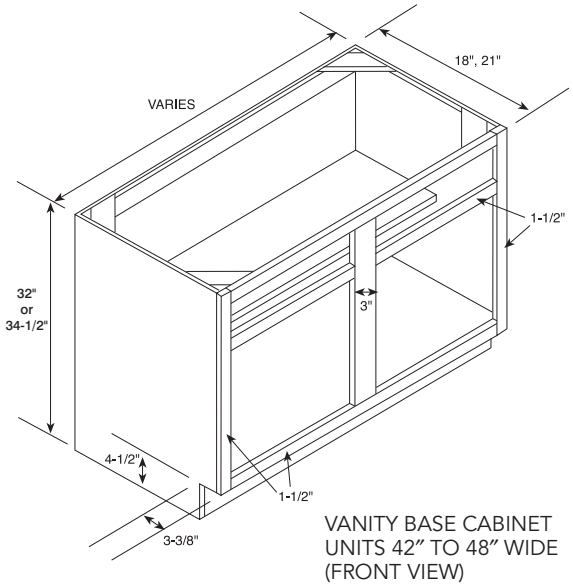

VANITY BASE CABINET
UNITS 42″ TO 48″ WIDE
(FRONT VIEW)

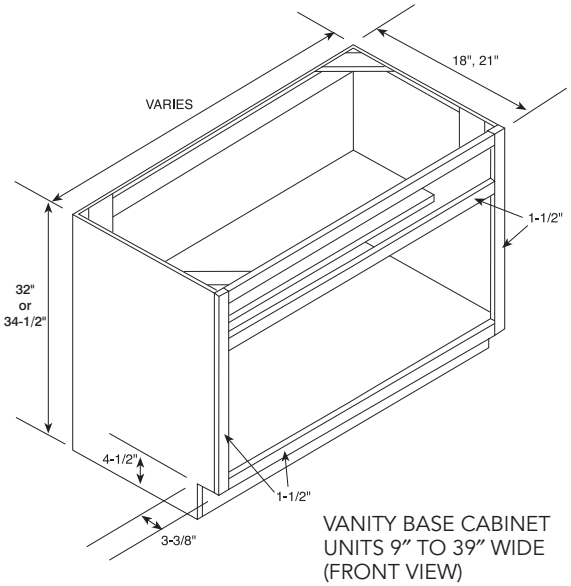

VANITY BASE CABINET
UNITS 9″ TO 39″ WIDE
(FRONT VIEW)

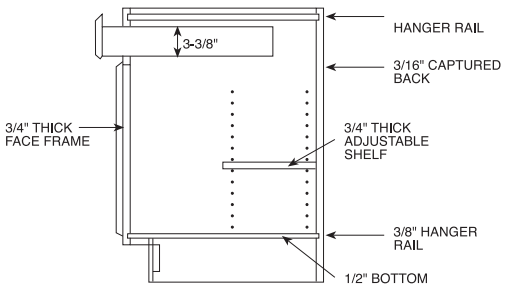

BASE AND
VANITY BASE
CABINET

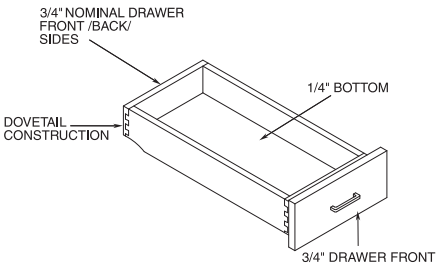

Utility Cabinet Dimensions (without doors)

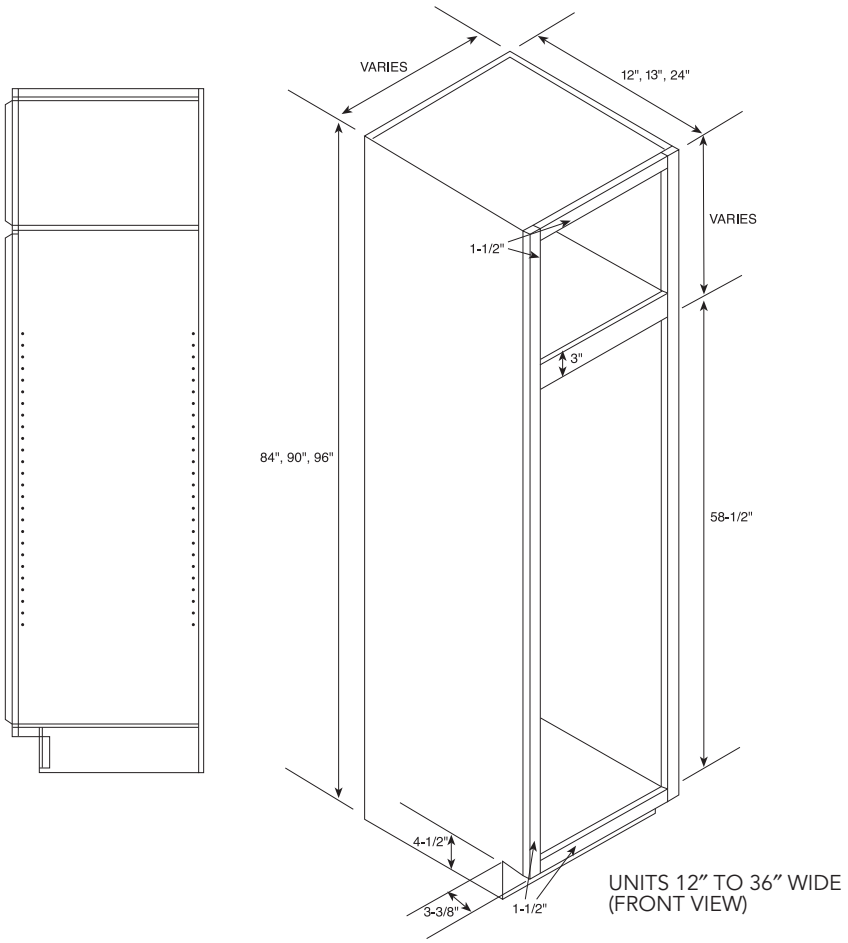

UNITS 12″ TO 36″ WIDE
(FRONT VIEW)

*Includes adjustable shelves.

Cabinet Reveals

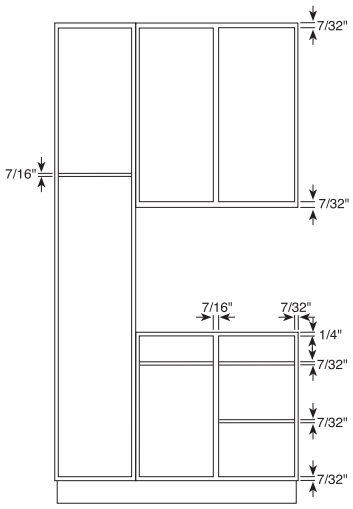

Reveals for Full Overlay Door Styles

Shown is the amount of face frame that is exposed (revealed) with full overlay door styling.

- Reveal between butt door cabinets is 1/8″.

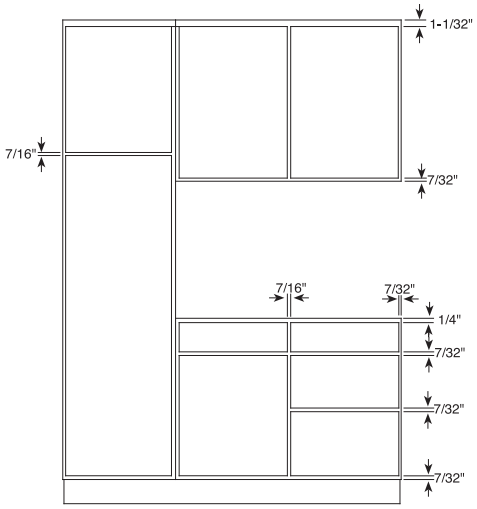

Modified Full Overlay

Shown is the amount of face frame that is exposed (revealed) with modified full overlay door styling.

- Reveal between butt door cabinets is 1/8″.

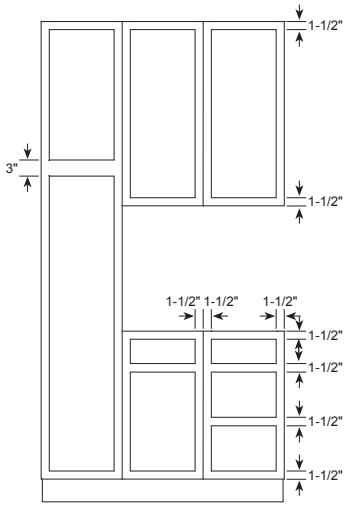

Inset and Beaded Inset Doors

Shown is the amount of face frame that is exposed (revealed) with Inset and Beaded Inset door styling.

Standard Opening Sizes

Wall Cabinets

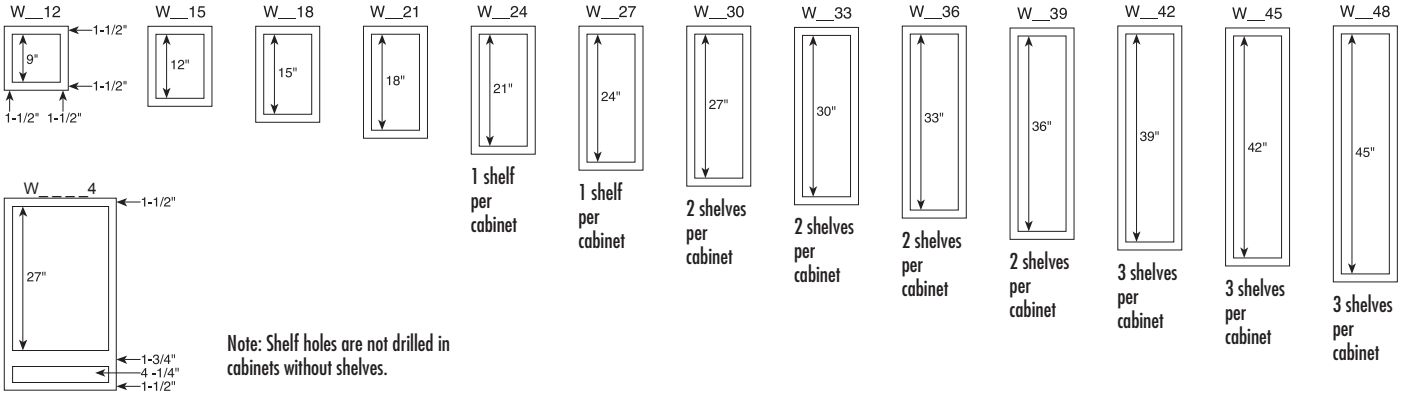

Note: Shelf holes are not drilled in cabinets without shelves.

Base Cabinets

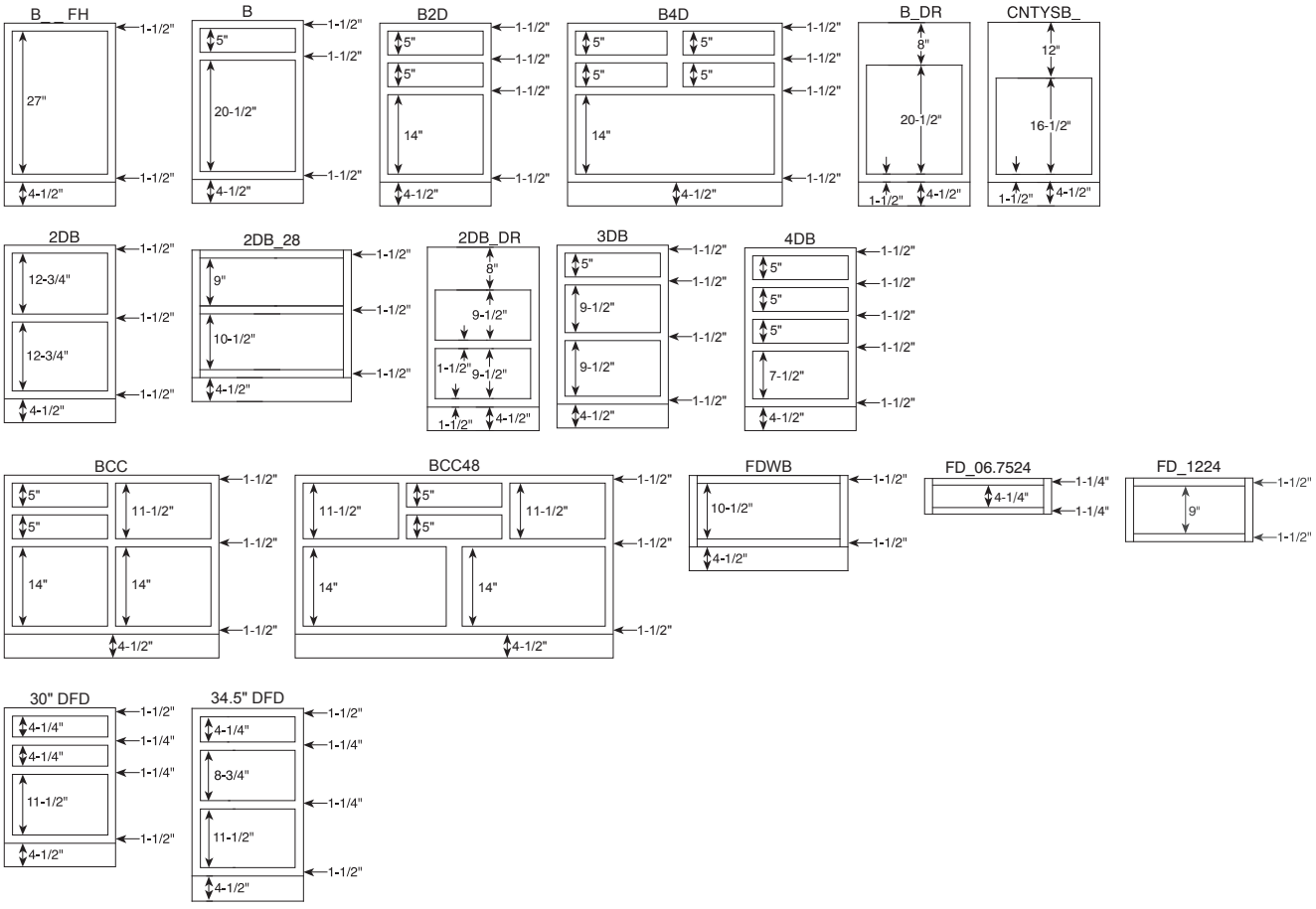

Standard Opening Sizes

Vanity Base Cabinets

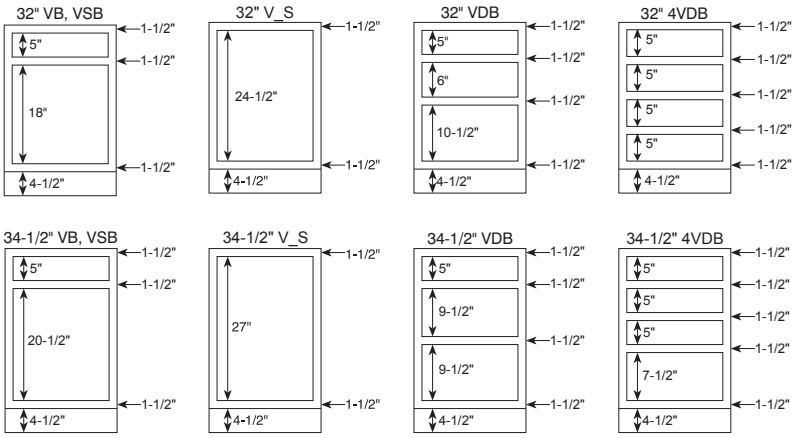

Bath Collection



Standard Opening Sizes

Bath Collection

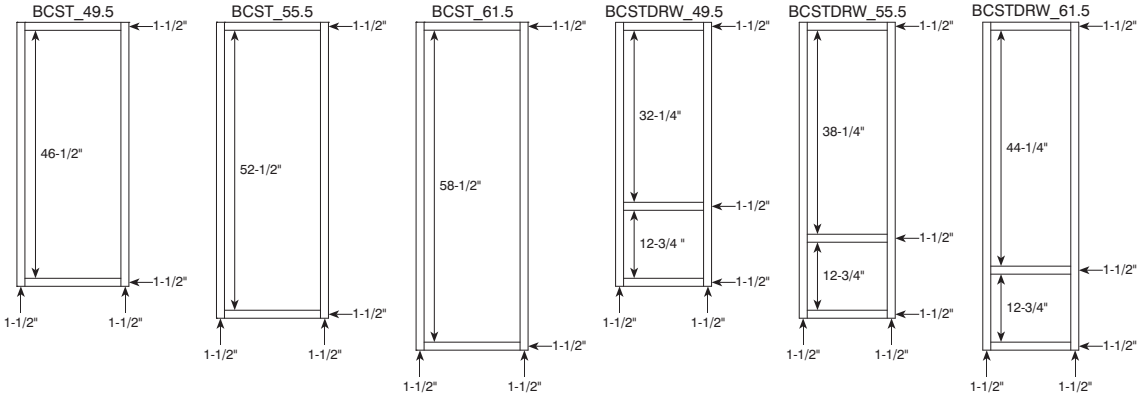

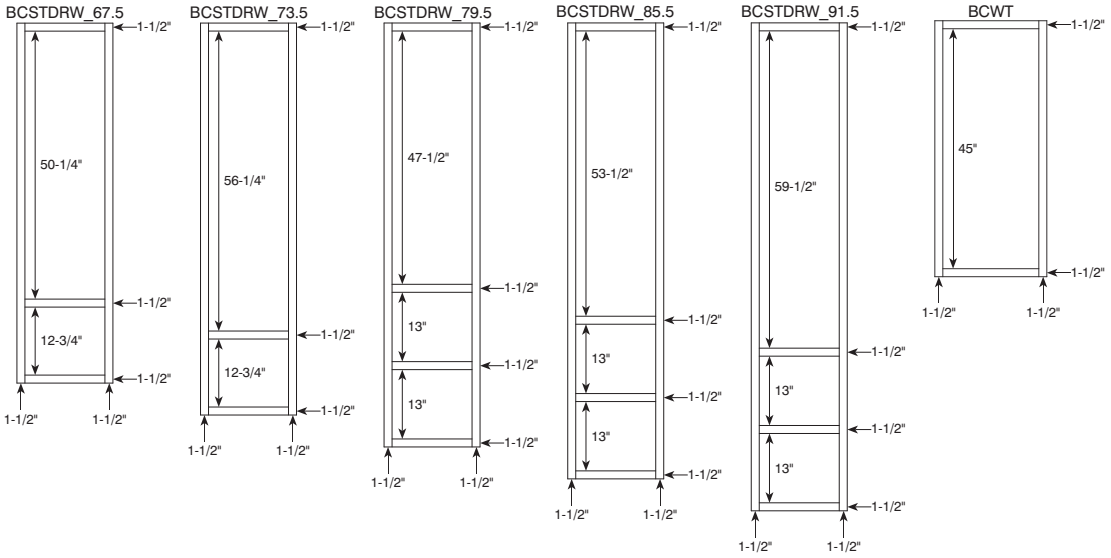

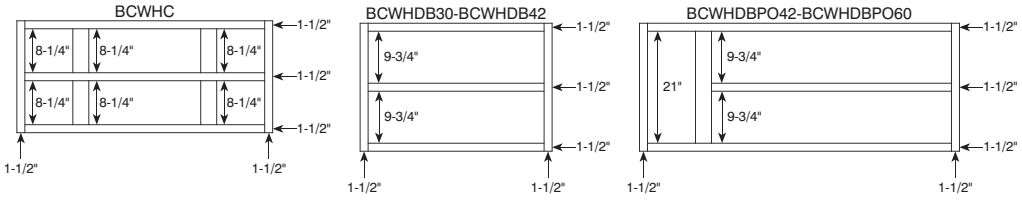

Standard Opening Sizes

Utility Cabinets

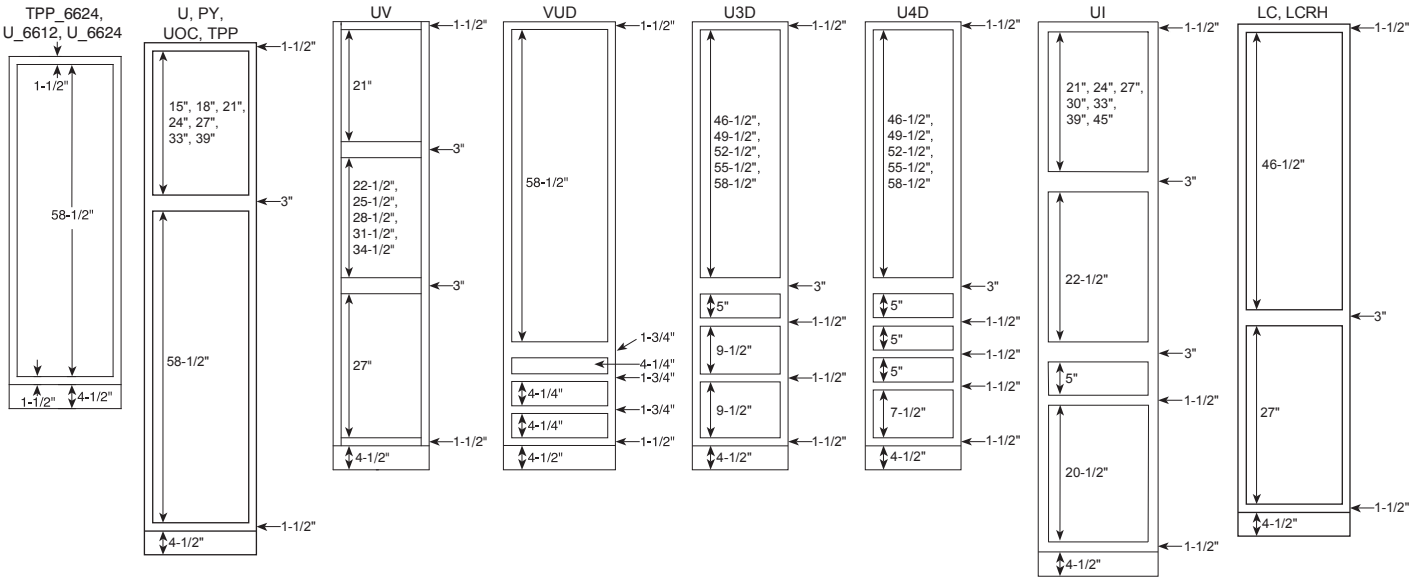

Hearth Cabinets

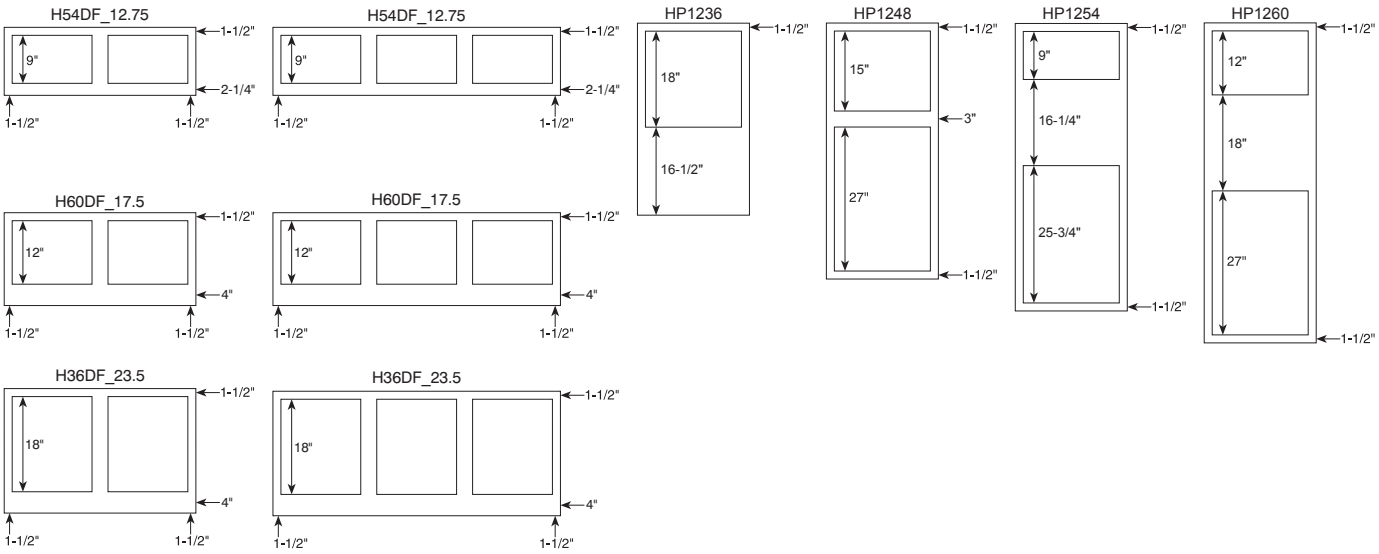

Standard Opening Sizes

Entertainment Cabinets

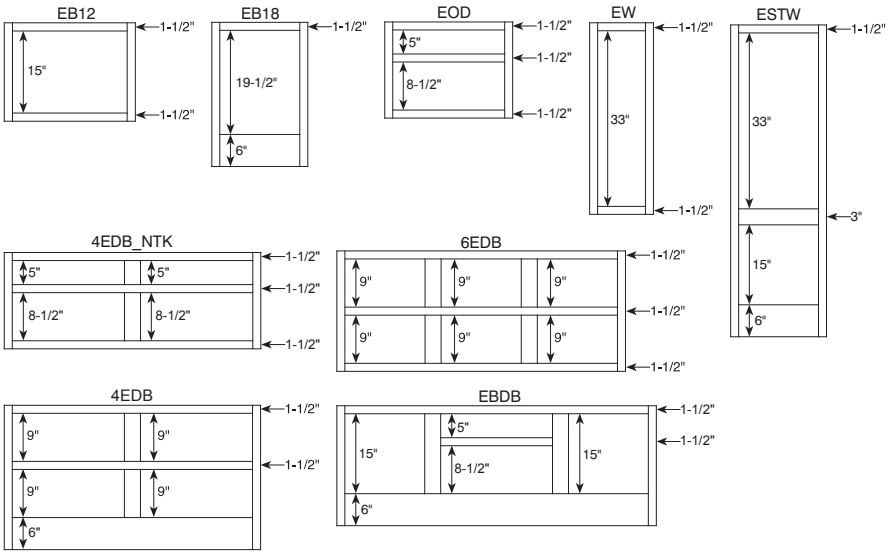

Home Office Cabinets

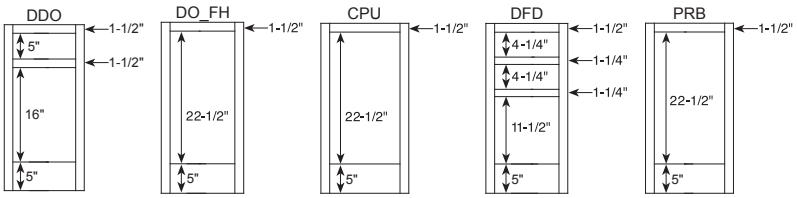

Standard Opening Sizes

Entry Ensembles

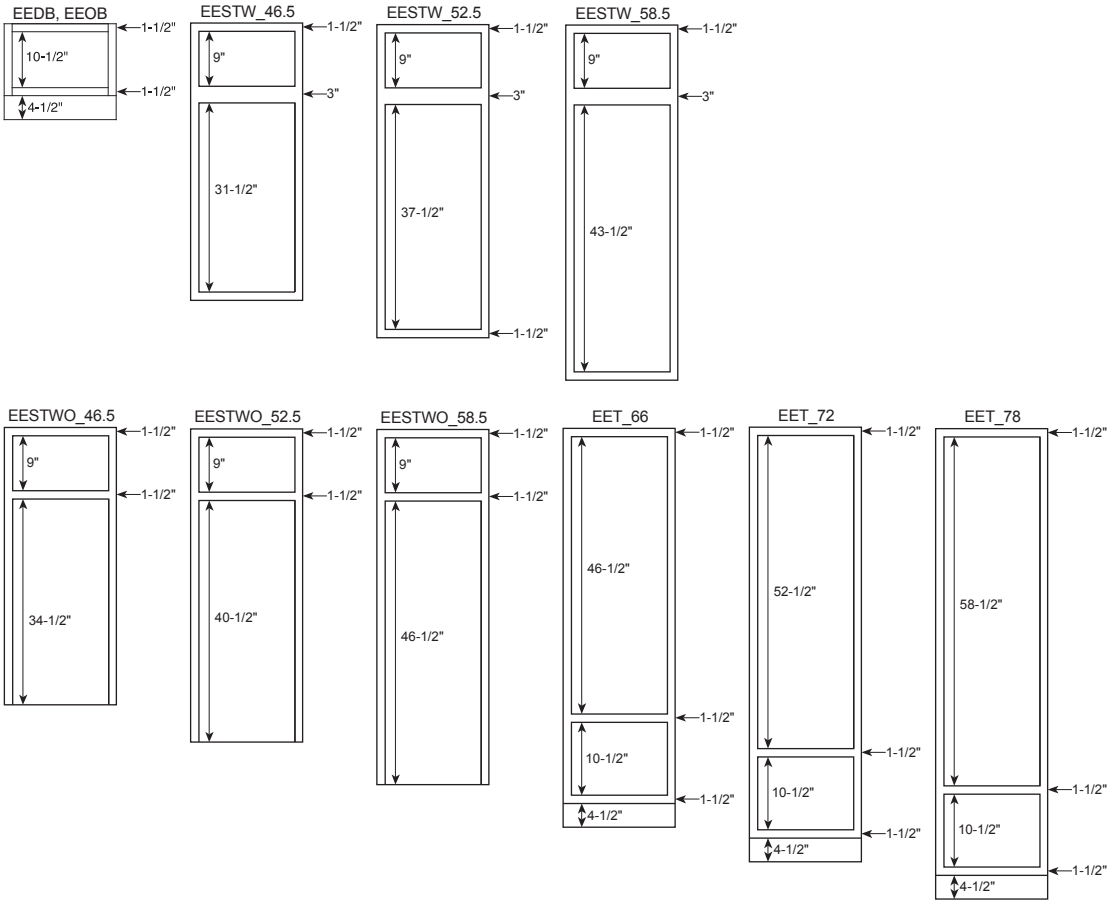

Dimensions for Corner Installations (45° Diagonal)

Wall Cabinets

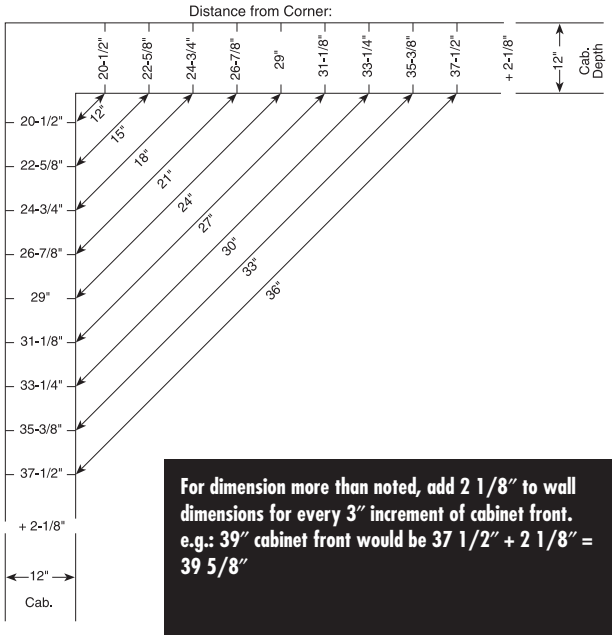

For dimension more than noted, add 2 1/8″ to wall dimensions for every 3″ increment of cabinet front. e.g.: 39″ cabinet front would be 37 1/2″ + 2 1/8″ = 39 5/8″

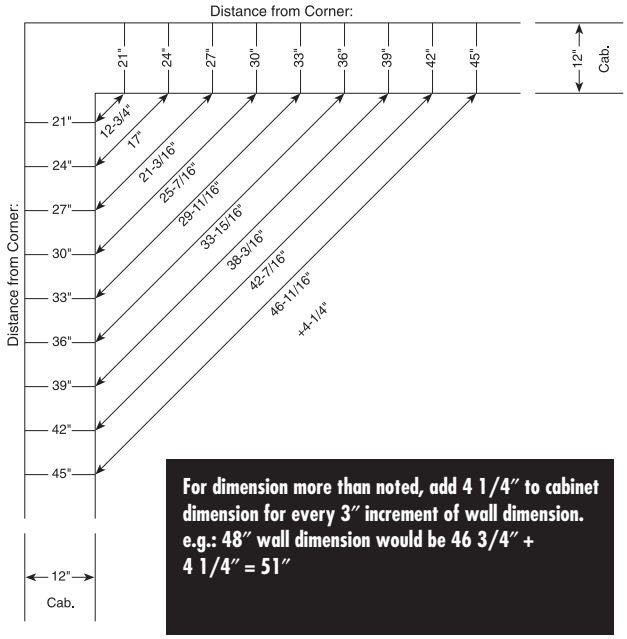

For dimension more than noted, add 4 1/4″ to cabinet dimension for every 3″ increment of wall dimension. e.g.: 48″ wall dimension would be 46 3/4″ + 4 1/4″ = 51″

Base Cabinets

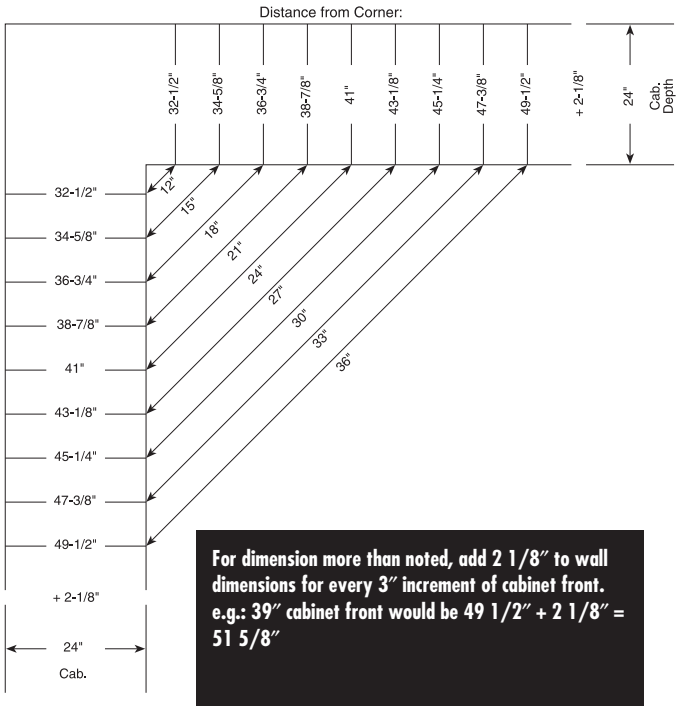

For dimension more than noted, add 2 1/8″ to wall dimensions for every 3″ increment of cabinet front. e.g.: 39″ cabinet front would be 49 1/2″ + 2 1/8″ = 51 5/8″

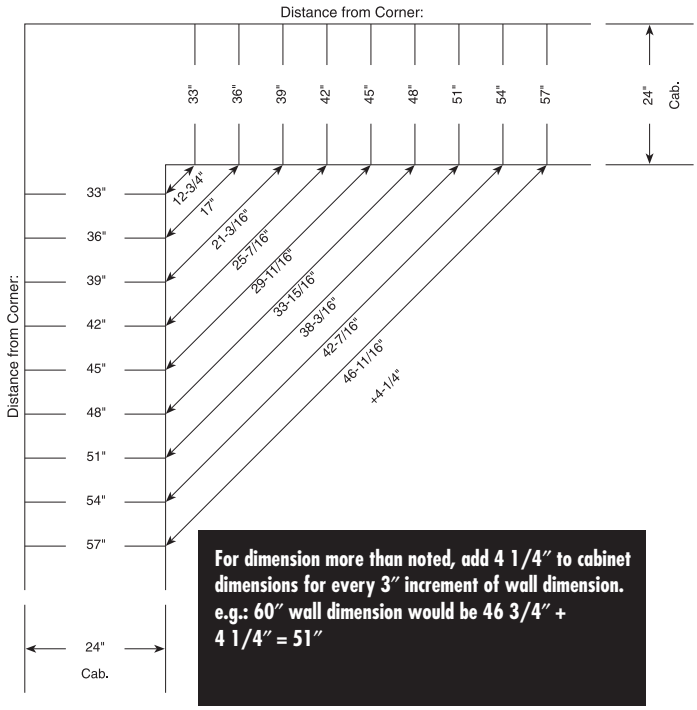

For dimension more than noted, add 4 1/4″ to cabinet dimensions for every 3″ increment of wall dimension. e.g.: 60″ wall dimension would be 46 3/4″ + 4 1/4″ = 51″

Modifications Quick Reference Sheet

Modification	Page	Code	Price					
			Wall	Base	Tall	Filler	Panel	
Add 1 Drawer Below Wall Unit	G•18	ADRW	280	N/A	N/A	N/A	N/A	(per cabinet)
Add 2 Drawers Below Wall Unit	G•18	A2DRW	540	N/A	N/A	N/A	N/A	(per cabinet)
Add 2 Drawers Below Wall Unit Increases Height by 18"	G•18	A2DRW18	540	N/A	N/A	N/A	N/A	(per cabinet)
Add 3 Drawers Below Wall Unit	G•18	A3DRW	820	N/A	N/A	N/A	N/A	(per cabinet)
Add Shelf	G•37	ADD_SHLF	80	140	N/A	N/A	N/A	(per shelf)
Add Toekick	G•29	ADDTK	0	N/A	N/A	N/A	N/A	(per cabinet)
Aluminum Door	G•14	Profile AF003, Profile AF006, Profile AF007	see Specialty Doors for details					
Attach Toekick	G•29	ATTTK	N/A	N/A	0	N/A	N/A	(per cabinet)
Authentic Flush End	G•25	AUTHL, AUTHR	340	480	952	N/A	35%	(per end)
		AUTHB	340	480	952	N/A	N/A	(per end)
Automatic Opening Mechanism for Lift Up Systems	G•9	AOMD	3265	3265	3265	N/A	N/A	(per cabinet)
Automatic Opening Mechanism for Wastebaskets	G•9	AOMBWB	N/A	2245	N/A	N/A	N/A	(per cabinet)
Band All Edges	G•8	BND.ALL	N/A	N/A	N/A	0	0	(per part)
Banding Location	G•8	BND.FRT, BND.FRT.L, BND.FRT.R, BND.FRT.L.R, BND.FRT.BK	N/A	N/A	N/A	N/A	0	(per part)
Beaded Inset Door	G•12	BEADED	15%	15%	15%	N/A	N/A	(per cabinet)
Bottom Valance Rail	G•18	BVR_	165	N/A	N/A	25%	25%	(per cabinet)
Cabinet Box Only	G•19	CBO	-15%	-15%	15%	N/A	N/A	(per cabinet)
Cabinet Case Only	G•19	CCO	-15%	-15%	15%	N/A	N/A	(per cabinet)
Cabinet False Panel	G•31	CFP, CFPL, CFPR, CFPB	N/A	0	0	N/A	N/A	(per cabinet)
Cabinet Frame Only	G•20	CFRMO	-75%	-75%	-75%	N/A	N/A	(per cabinet)
Cabinet Front Only	G•20	CFNTO	-25%	-25%	-25%	N/A	N/A	(per cabinet)
Cabinet No Door	G•20	CND, CND.TOP, CND.MID, CND.BTM, CND.P	-15%	-15%	-15%	N/A	N/A	(per cabinet)
CabMat™ (Base)	G•37	CMAT1	N/A	300	N/A	N/A	N/A	(per cabinet)
CabMat™ (Vanity)	G•37	CMAT2	N/A	605	N/A	N/A	N/A	(per cabinet)
Car Siding Back	G•37	CSDGBK	280	280	410	N/A	N/A	(per cabinet)
Car Siding Flush Panel End	G•25	CSFPEL, CSFPER	140	200	410	N/A	35%	(per end)
Charging Drawer	G•38	CHGDRW, CHGDRWL, CHGDRWR	N/A	1250	N/A	N/A	N/A	(per cabinet)
		CHGDRWB	N/A	2500	N/A	N/A	N/A	(per cabinet)
3″ Clipped Corner	G•20	CLIP3L, CLIP3R, etc.	410	480	540	N/A	N/A	(per side)
Craftsman Door	G•14	CCG, CCP, etc.	see Specialty Doors for details					
Cut-for-glass	G•14	CG	0	0	0	N/A	N/A	(per door)
Deep Roll Trays	G•31	DRT	N/A	140	140	N/A	N/A	(per roll tray)
Drawer Front Flat 5-piece	G•10	DFF5PC	60	60	60	N/A	N/A	(per drawer)
Drawer Front Flat 5-piece Inset	G•10	DFF5PCINS	60	60	60	N/A	N/A	(per drawer)
Drawer Front Flat 5-piece with Slab Top	G•10	DFF5PCSLBT	60	60	60	N/A	N/A	(per drawer)
Drawer Front Raised 5-piece	G•11	DFR5PC	60	60	60	N/A	N/A	(per drawer)
Drawer Front Raised 5-piece Inset	G•11	DFR5PCINS	60	60	60	N/A	N/A	(per drawer)
Drawer Front Raised 5-piece with Slab Top	G•11	DFR5PCSLBT	60	60	60	N/A	N/A	(per drawer)
Drawer Front Slab	G•11	DFSLB	0	0	0	N/A	N/A	(per drawer)
Drawer Front Slab Top	G•12	DFSLBT	0	0	0	N/A	N/A	(per drawer)
End Extended Back	G•25	EXBKL, EXBKR	140	170	200	N/A	N/A	(per end)
Extended Stile with Overlay	G•20	EXLOL, EXROL, EXBOL, EXLOL.P, EXROL.P, EXBOL.P	0	0	0	N/A	0	(per stile)
Extended Stiles	G•21	EXL, EXR, EXL.P, EXR.P	0	0	0	N/A	N/A	(per stile)
Face Frame and Door on End	G•26	FFDL, FFDR, etc.	280	410	680	N/A	N/A	(per end)
Finished Blind	G•21	FBFL, FBFR	140	140	N/A	N/A	N/A	(per cabinet)
Finished Bottom	G•8	PFINBTMB	140	N/A	N/A	N/A	N/A	(per cabinet)
Finished Edges	G•8	F.FRT, F.FRT.L, F.FRT.R, F.FRT.L.R, F.FRT.BK	N/A	N/A	N/A	0	0	(per part)
Finished Edges – All	G•8	F.ALL	N/A	N/A	N/A	10%	10%	(per part)
Finished Ends	G•8	FL, FR	95	155	395	N/A	N/A	(per end)
Flush Panel End	G•26	FPEL, FPER	140	170	280	N/A	280	(per end)
Flush Toekick	G•21	FTK, FTK.P	0	0	0	0	0	(per cabinet)
Flush Toekick – Arch	G•21	FTKAV, FTKAV.P	0	0	0	0	0	(per cabinet)
Flush Toekick – Style B NEW	G•21	FTKB, FTKB.P	0	0	0	0	0	(per cabinet)
Flush Toekick – Style D NEW	G•21	FTKD, FTKD.P	0	0	0	0	0	(per cabinet)

Custom Modifications

Modification	Page	Code	Price					
			Wall	Base	Tall	Filler	Panel	
Flush Toekick – Style E NEW	G•21	FTKE, FTKE.P	0	0	0	0	0	(per cabinet)
Flush Toekick – Style H NEW	G•21	FTKH, FTKH.P	0	0	0	0	0	(per cabinet)
Flush Toekick – Style J NEW	G•21	FTKJ, FTKJ.P	0	0	0	0	0	(per cabinet)
Flush Toekick – Style K NEW	G•21	FTKK, FTKK.P	0	0	0	0	0	(per cabinet)
Flush Toekick – Style L NEW	G•21	FTKL, FTKL.P	0	0	0	0	0	(per cabinet)
Fluting – 3″ parts	G•38	FLUT3L, FLUT3R, FLUT3B, etc.	50	50	50	N/A	N/A	(per part)
Fluting – 6″ parts	G•38	FLUT6L, FLUT6R, FLUT6B, etc.	50	50	50	N/A	N/A	(per part)
Fluting on Fillers – 3″ parts	G•39	FLUT3	N/A	N/A	N/A	50	50	(per part)
Fluting on Fillers – 6″ parts	G•39	FLUT6, FLUT3CTR	N/A	N/A	N/A	95	95	(per part)
Full Depth Shelf	G•39	FD	N/A	50	N/A	N/A	N/A	(per cabinet)
Gallery Mullion Door	G•14	GAMD, GAMD.TOP, GAMD.MID, GAMD.BTM, GAMD.P	see Specialty Doors for details					
Horizon Door	G•15	HCG, HCGCP, HCP, etc.	see Specialty Doors for details					
Increased Depths	G•39	ID	0	0	0	N/A	0	(per cabinet)
Increased Heights	G•40	IH	0	0	N/A	0	0	(per cabinet)
Increased Widths	G•48	IW	0	0	0	N/A	N/A	(per cabinet)
Increased Widths in 1/4″ Increments	G•46	IW__. __.	0	0	0	0	0	(per cabinet)
Inset Door	G•12	NOBEAD	15%	15%	15%	N/A	N/A	(per cabinet)
Inset Finial Hinges	G•12	IFAB, IFBN, IFMB, IFORB	0	0	0	N/A	N/A	(per hinge)
Inset Panel Ends	G•27	IPEL, IPER	410	540	680	N/A	680	(per end)
Integral End	G•28	INTGEL, INTGER	410	540	680	N/A	680	(per end)
Inverted Frame	G•21	INVFRM	0	0	N/A	N/A	N/A	(per cabinet)
L-shaped Organizer	G•50	VLSOL, VLSOR	N/A	700	N/A	N/A	N/A	(per cabinet)
		VLSOB	N/A	1400	N/A	N/A	N/A	(per cabinet)
Matching Interior	G•9	MIP	25%	25%	25%	N/A	N/A	(per cabinet)
Mission Door	G•15	MCG, MCGCP, MCP, etc.	see Specialty Doors for details					
Modified Full Overlay	G•13	MFO	0	N/A	0	N/A	N/A	(per cabinet)
Moulding Location	G•36	MLDG	N/A	0	N/A	N/A	N/A	(per part)
Mullion Doors	G•16	MD, MD.TOP, MD.MID, MD.BTM, MD.P	see Specialty Doors for details					
Nickel Towel Bar	G•24	TBN	140	N/A	N/A	N/A	N/A	(per part)
No Hinge Cut	G•16	NHC	0	0	0	N/A	N/A	(per door)
Open Bottom Rail Base	G•22	OBRB, OBRB.P	0	0	0	N/A	N/A	(per cabinet)
Prairie Mullion Doors	G•16	PRMD, PRMD.TOP, PRMD.MID, PRMD.BTM, PRMD.P	see Specialty Doors for details					
Profiled and Finished Edges	G•9	PRO.FRT, PRO.FRT.BK, PRO.FRT.L, PRO.FRT.R, PRO.FRT.L.R, PRO.FRT.L.BK, PRO.FRT.R.BK, PRO.L.R	N/A	N/A	N/A	0	0	(per part)
Profiled and Finished Edges – All	G•9	PRO.ALL	N/A	N/A	N/A	15%	15%	(per part)
Push-to-Open Wastebasket	G•13	PTOWB	N/A	525	N/A	N/A	N/A	(per cabinet)
Recessed Toekick	G•29	RECTKL, RECTKR, RECTKBK, etc.	0	0	0	N/A	N/A	(per side)
Recessed Toekick – 6″ NEW	G•29	RECTKL6, RECTKR6, RECTKBK6	N/A	166	N/A	N/A	N/A	(per cabinet)
		RECTKL.R6, RECTKL.BK6, RECTKR.BK6, RECTKFRT.BK6, RECTKFRT.L6, RECTKFRT.R6	N/A	330	N/A	N/A	N/A	(per cabinet)
		RECTKL.R.BK6, RECTKFRT.L.R6, RECTKFRT.L.BK6, RECTKFRT.R.BK6	N/A	495	N/A	N/A	N/A	(per cabinet)
		RECTKALL6	N/A	666	N/A	N/A	N/A	(per cabinet)
Recessed Toekick Front	G•30	RECTKFRT	N/A	N/A	0	N/A	N/A	(per cabinet)
Recessed Toekick Front – 6″ NEW	G•30	RECTKFRT6	N/A	166	N/A	N/A	N/A	(per cabinet)
Recessed Vanity Wall	G•22	REC	15%	N/A	N/A	N/A	N/A	(per cabinet)
Reduced Depths	G•39	RD	0	0	0	N/A	0	(per cabinet)
Reduced Heights	G•40	RH	0	0	N/A	0	0	(per cabinet)
Reduced Widths	G•49	RW	0	0	0	0	N/A	(per cabinet)
Roll Tray Bottom with Full Depth Shelf (12″ to 39″)	G•31	FDSRTBTM	N/A	325	N/A	N/A	N/A	(per cabinet)
Roll Tray Bottom with Full Depth Shelf (39 1/4″ to 48″)	G•31	FDSRTBTM	N/A	650	N/A	N/A	N/A	(per cabinet)
Roll Trays (12″ to 24″)	G•32	_RT, _RTL, _RTR, etc.	265	265	265	N/A	N/A	(per roll tray)
Roll Trays (27″ to 36″)	G•32	_RT, _RTL, _RTR, etc.	325	325	325	N/A	N/A	(per roll tray)
Rose Fluting – 3″ parts	G•50	ROSFLUT3L, ROSFLUT3R, ROSFLUT3B, etc.	50	50	50	N/A	N/A	(per part)
Rose Fluting on Fillers – 3″ parts	G•50	ROSFLUT3	N/A	N/A	N/A	50	50	(per part)
Rose Fluting on Fillers – 6″ parts	G•50	ROSFLUT3CTR	N/A	N/A	N/A	95	95	(per part)

Modification	Page	Code	Price					
			Wall	Base	Tall	Filler	Panel	
Scooped Drawer	G•32	SCPDRW, SCPDRWL, SCPDRWR	N/A	60	N/A	N/A	N/A	(per drawer)
		SCPDRWB	N/A	60	N/A	N/A	N/A	(per drawer)
Scooped Roll Tray NEW	G•32	SRT	N/A	5%	5%	N/A	N/A	(per cabinet)
Secured Drawer featuring Master Lock Biometric Technology NEW	G•51	DRWSEC, DRWSECL, DRWSECR	N/A	590	N/A	N/A	N/A	(per cabinet)
		DRWSECB	N/A	1180	N/A	N/A	N/A	(per cabinet)
Shaker Mullion Door	G•16	SHMD, SHMD.TOP, SHMD.MID, SHMD.BTM, SHMD.P	see Specialty Doors for details					
Single Panel Tall Door NEW	G•13	SGLPN	N/A	N/A	0	N/A	N/A	(per door)
Sink Base Cleaning Caddy	G•51	SBCADDYL, SBCADDYR	N/A	1225	N/A	N/A	N/A	(per cabinet)
Sink Base Cleaning Caddy Small	G•51	SBCADDYSML, SBCADDYSMR	N/A	950	N/A	N/A	N/A	(per cabinet)
Split Doors	G•13	SPLITDR, SPLITDR.LL, SPLITDR.RR, SPLITDR.P, SPLITDR.LL.P, SPLITDR.RR.P	0	0	0	N/A	N/A	(per cabinet)
Split Drawers	G•13	SPLITDRWS	N/A	0	0	N/A	N/A	(per cabinet)
Stacked Wall Cabinet Heights	G•22	STW.TOP_, STW.BTM_	0	N/A	N/A	N/A	N/A	(per cabinet)
Storage Open Rail Base	G•22	STORB	N/A	100	100	N/A	N/A	(per cabinet)
Toekick Drawer	G•30	DRWTK	N/A	720	720	N/A	N/A	(per cabinet)
Toekick Pedestal	G•30	TKP	0	0	0	N/A	N/A	(per cabinet)
Top Valance Rail – Arch	G•23	TVRAV, TVRAVBTM, TVRAVMID, TVRAVTOP, TVRAV.P	0	0	0	N/A	N/A	(per cabinet)
Top Valance Rail – Straight	G•23	TVRVV, TVRVVBTM, TVRVVMID, TVRVVTOP, TVRVV.P	0	0	0	N/A	N/A	(per cabinet)
Top Valance Rail – Style B NEW	G•23	TVRB, TVRBTOP, TVRBMID, TVRBBTM, TVRB.P	0	0	0	N/A	N/A	(per cabinet)
Top Valance Rail – Style D NEW	G•23	TVRD, TVRDTOP, TVRDMID, TVRDBTM, TVRD.P	0	0	0	N/A	N/A	(per cabinet)
Top Valance Rail – Style E NEW	G•23	TVRE, TVRETOP, TVREMID, TVREBTM, TVRE.P	0	0	0	N/A	N/A	(per cabinet)
Top Valance Rail – Style H NEW	G•23	TVRH, TVRHTOP, TVRHMID, TVRHBTM, TVRH.P	0	0	0	N/A	N/A	(per cabinet)
Top Valance Rail – Style J NEW	G•23	TVRJ, TVRJTOP, TVRJMID, TVRJBTM, TVRJ.P	0	0	0	N/A	N/A	(per cabinet)
Top Valance Rail – Style K NEW	G•23	TVRK, TVRKTOP, TVRKMID, TVRKBTM, TVRK.P	0	0	0	N/A	N/A	(per cabinet)
Top Valance Rail – Style L NEW	G•23	TVRL, TVRLTOP, TVRLMID, TVRLBTM, TVRL.P	0	0	0	N/A	N/A	(per cabinet)
Transom Doors – Center Panel	G•17	TCP, TCPCG, TCP.TOP, TCPCG.TOP, TCP.P, TCPCG.P	140	N/A	N/A	N/A	N/A	(per door)
Transom Doors – Cut-for-glass	G•17	TCG, TCGCG, TCG.TOP, TCGCG.TOP, TCG.P, TCGCG.P	140	N/A	N/A	N/A	N/A	(per door)
Tray Divider	G•52	_TD, etc.	140	140	140	N/A	N/A	(per divider)
U-shaped Drawer Box	G•33	UDBX, UDBXL, UDBXR, UDBXB, UDBX1, UDBX2, UDBX1L, UDBX2L, UDBX1R, UDBX2R, UDBX1B, UDBX2B, UDBX3, UDBX4	N/A	85	85	N/A	N/A	(per drawer box)
U-shaped Roll Tray	G•34	URT, URTL, URTR, URTB	N/A	85	85	N/A	N/A	(per roll tray)
		URT_	N/A	355	355	N/A	N/A	(per roll tray)
Vanity Wastebasket Container	G•52	VWBL, VWBR	N/A	1200	N/A	N/A	N/A	(per cabinet)
Void Toekick	G•30	VTK	N/A	0	0	N/A	N/A	(per cabinet)
Wall End and Back Extended Down	G•28	EXDNL, EXDNR, EXDNLRB	140	N/A	N/A	N/A	N/A	(per end)
Wide Stiles	G•24	WSL1.5, WSR1.5, WSL3, WSR3, WSB1.5, WSB3	60	60	60	N/A	N/A	(per side)
Wide Top Rail	G•24	WTR	60	60	60	60	60	(per cabinet)
Wood Tiered Cutlery Divider Drawer	G•52	WTCD, WTCDL, WTCDR	N/A	430	430	N/A	N/A	(per cabinet)
		WTCDB	N/A	850	850	N/A	N/A	(per cabinet)
Wood Tiered K-Cup Drawer	G•52	WTKCUP, WTKCUPL, WTKCUPR	N/A	670	670	N/A	N/A	(per cabinet)
		WTKCUPB	N/A	1340	1340	N/A	N/A	(per cabinet)
3″ Wood Top Clipped Corner	G•35	WTCLIP3L, WTCLIP3R, WTCLIP3B, WTCLIP3LFRT.LBK, WTCLIP3RFRT.RBK	30	30	N/A	N/A	N/A	(per side)
6″ Wood Top Clipped Corner	G•35	WTCLIP6L, WTCLIP6R, WTCLIP6B, WTCLIP6LFRT.LBK, WTCLIP6RFRT.RBK	30	30	N/A	N/A	N/A	(per side)

Custom Modifications

MODIFICATION / UPGRADE	OPTION NAME	BAND	BND	FL/FR	F.ALL	F.FRT	MIP	PFINBTMB	PRO	PRO.ALL	AOMBWB	AOMD	IFHG	MFO	PTOWB	SGLPN	SPLITDR	SPLITDRWS	AF	CC	CG	GAMD	HC	MC	MD	PRMD	SHMD	TCG	TCP	ADRW	BVR	CBO	CCO	CFNTO	CFRMO	CLIP	CND	EX	EX_OL	FBF	FTK	INVFRM	OBRB	REC	STORB	STW	TBN	TVR	WS	WTR
Finish Modifications	BAND	■														✓																																				
	BND		■													✓																																						
	FL/FR			■			✓	✓			✓	✓	✓	✓	✓	✓	✓	✓	✓	✓	✓	✓	✓	✓	✓	✓	✓	✓	✓	✓	✓	✓	✓	✓			✓	✓	✓	✓	✓	✓	✓	✓	✓	✓	✓	✓	✓	✓	✓
	F.ALL				■	✓	✓		✓	✓	✓	✓		✓	✓	✓	✓	✓		✓	✓	✓	✓	✓	✓	✓	✓	✓	✓	✓	✓	✓	✓	✓	✓	✓	✓	✓	✓	✓	✓	✓	✓	✓		✓		✓	✓	✓	✓
	F.FRT				✓	■	✓		✓	✓	✓	✓		✓	✓	✓	✓	✓		✓	✓	✓	✓	✓	✓	✓	✓	✓	✓	✓	✓	✓	✓	✓	✓	✓	✓	✓	✓	✓	✓	✓	✓	✓		✓		✓	✓	✓	✓
	MIP			✓	✓	✓	■	✓	✓	✓	✓	✓	✓	✓	✓	✓	✓	✓	✓	✓	✓	✓	✓	✓	✓	✓	✓	✓	✓	✓	✓	✓	✓		✓	✓	✓	✓	✓	✓	✓	✓	✓	✓	✓	✓	✓	✓	✓	✓
	PFINBTMB						✓	■				✓	✓	✓	✓	✓	✓	✓	✓	✓	✓	✓	✓	✓	✓	✓	✓	✓	✓		✓	✓	✓		✓	✓	✓	✓	✓	✓	✓	✓	✓	✓		✓		✓	✓	✓	✓
	PRO				✓	✓	✓		■	✓	✓	✓		✓	✓	✓	✓	✓		✓	✓	✓	✓	✓	✓	✓	✓	✓	✓	✓	✓	✓	✓	✓	✓	✓	✓	✓	✓	✓	✓	✓	✓	✓		✓		✓	✓	✓	✓
	PRO.ALL				✓	✓	✓		✓	■	✓	✓		✓	✓	✓	✓	✓		✓	✓	✓	✓	✓	✓	✓	✓	✓	✓	✓	✓	✓	✓	✓	✓	✓	✓	✓	✓	✓	✓	✓	✓	✓		✓		✓	✓	✓	✓
Door and Drawer Front Modifications	AOMBWB			✓	✓	✓	✓		✓	✓	■	✓	✓	✓	✓	✓	✓	✓		✓	✓	✓	✓	✓	✓	✓	✓	✓	✓	✓	✓	✓	✓	✓	✓	✓	✓	✓	✓	✓	✓	✓	✓	✓		✓	✓	✓	✓	✓	✓
	AOMD			✓	✓	✓	✓	✓	✓	✓	✓	■		✓	✓	✓	✓	✓	✓	✓	✓	✓	✓	✓	✓	✓	✓	✓	✓	✓	✓	✓	✓	✓	✓	✓	✓	✓	✓	✓	✓	✓	✓	✓		✓	✓	✓	✓	✓	✓
	IFHG			✓			✓	✓			✓		■		✓	✓	✓	✓	✓	✓	✓	✓	✓	✓	✓	✓	✓	✓	✓	✓	✓	✓	✓	✓	✓	✓	✓	✓	✓		✓	✓	✓	✓	✓		✓	✓	✓	✓	✓	✓
	MFO			✓	✓	✓	✓	✓	✓	✓	✓	✓		■	✓	✓	✓	✓	✓	✓	✓	✓	✓	✓	✓	✓	✓	✓	✓	✓	✓	✓	✓	✓	✓		✓	✓	✓	✓	✓	✓	✓	✓	✓	✓	✓	✓	✓	✓	✓	✓
	PTOWB			✓	✓	✓	✓	✓	✓	✓	✓	✓	✓	✓	■	✓	✓	✓		✓	✓	✓	✓	✓	✓	✓	✓	✓	✓	✓	✓	✓	✓	✓	✓	✓	✓	✓	✓	✓	✓	✓	✓	✓		✓	✓	✓	✓	✓	✓
	SGLPN	✓	✓	✓	✓	✓	✓	✓	✓	✓	✓	✓	✓	✓	✓	■	✓	✓	✓		✓									✓	✓	✓	✓	✓	✓	✓	✓	✓	✓	✓	✓	✓	✓	✓	✓	✓	✓	✓	✓	✓	✓	✓	✓	✓
	SPLITDR			✓	✓	✓	✓	✓	✓	✓	✓	✓	✓	✓	✓	✓	■	✓	✓	✓	✓	✓	✓	✓	✓	✓	✓	✓	✓	✓	✓			✓		✓	✓	✓	✓	✓	✓	✓	✓	✓		✓	✓	✓	✓	✓	✓	✓
	SPLITDRWS			✓	✓	✓	✓	✓	✓	✓	✓	✓	✓	✓	✓	✓	✓	■	✓	✓	✓	✓	✓	✓	✓	✓	✓	✓	✓	✓	✓			✓		✓	✓	✓	✓	✓	✓	✓	✓	✓		✓	✓	✓	✓	✓	✓	✓
Specialty Door Modifications	AF			✓			✓	✓				✓	✓	✓			✓		■											✓	✓	✓	✓	✓	✓	✓	✓	✓	✓	✓	✓	✓		✓	✓	✓	✓	✓	✓	✓
	CC			✓	✓	✓	✓	✓	✓	✓	✓	✓	✓	✓	✓		✓	✓		■	✓	✓	✓	✓	✓	✓	✓	✓	✓	✓	✓			✓		✓	✓	✓	✓	✓	✓	✓	✓		✓	✓	✓	✓	✓	✓	✓
	CG			✓	✓	✓	✓	✓	✓	✓	✓	✓	✓	✓	✓	✓	✓	✓		✓	■	✓	✓	✓	✓	✓	✓	✓	✓	✓	✓			✓		✓	✓	✓	✓	✓	✓	✓	✓	✓	✓	✓	✓	✓	✓	✓	✓	✓
	GAMD			✓	✓	✓	✓	✓	✓	✓	✓	✓	✓	✓	✓		✓	✓		✓	✓	■	✓	✓	✓	✓	✓	✓	✓	✓	✓	✓	✓	✓	✓	✓	✓	✓	✓	✓	✓	✓	✓		✓	✓	✓	✓	✓	✓	✓
	HC			✓	✓	✓	✓	✓	✓	✓	✓	✓	✓	✓	✓		✓	✓		✓	✓	✓	■	✓	✓	✓	✓	✓	✓	✓	✓	✓			✓		✓	✓	✓	✓	✓	✓	✓	✓		✓	✓	✓	✓	✓	✓	✓
	MC			✓	✓	✓	✓	✓	✓	✓	✓	✓	✓	✓	✓		✓	✓		✓	✓	✓	✓	■	✓	✓	✓	✓	✓	✓	✓	✓			✓		✓	✓	✓	✓	✓	✓	✓	✓		✓	✓	✓	✓	✓	✓	✓
	MD			✓	✓	✓	✓	✓	✓	✓	✓	✓	✓	✓	✓		✓	✓		✓	✓	✓	✓	✓	■	✓	✓	✓	✓	✓	✓	✓	✓	✓	✓	✓	✓	✓	✓	✓	✓	✓	✓	✓		✓	✓	✓	✓	✓	✓	✓
	PRMD			✓	✓	✓	✓	✓	✓	✓	✓	✓	✓	✓	✓		✓	✓		✓	✓	✓	✓	✓	✓	■	✓	✓	✓	✓	✓	✓			✓		✓	✓	✓	✓	✓	✓	✓		✓	✓	✓	✓	✓	✓	✓
	SHMD			✓	✓	✓	✓	✓	✓	✓	✓	✓	✓	✓	✓		✓	✓		✓	✓	✓	✓	✓	✓	✓	■	✓	✓	✓	✓	✓	✓	✓	✓	✓	✓	✓	✓	✓	✓	✓	✓		✓	✓	✓	✓	✓	✓	✓
	TCG			✓	✓	✓	✓	✓	✓	✓	✓	✓	✓	✓	✓		✓	✓		✓	✓	✓	✓	✓	✓	✓	✓	■	✓	✓	✓	✓			✓		✓	✓	✓	✓	✓	✓	✓	✓		✓	✓	✓	✓	✓	✓	✓
	TCP			✓	✓	✓	✓	✓	✓	✓	✓	✓	✓	✓	✓		✓	✓		✓	✓	✓	✓	✓	✓	✓	✓	✓	■	✓	✓			✓		✓	✓	✓	✓	✓	✓	✓	✓		✓	✓	✓	✓	✓	✓	✓
Cabinet Box Frame Modifications	ADRW			✓	✓	✓	✓		✓	✓	✓	✓	✓	✓	✓	✓	✓		✓	✓	✓	✓	✓	✓	✓	✓	✓	✓	✓	■	✓	✓	✓			✓	✓	✓	✓	✓	✓	✓		✓	✓	✓	✓	✓	✓	✓
	BVR			✓	✓	✓	✓	✓	✓	✓	✓	✓	✓	✓	✓	✓	✓		✓	✓	✓	✓	✓	✓	✓	✓	✓	✓	✓	✓	■	✓	✓	✓	✓	✓	✓	✓	✓	✓	✓	✓			✓	✓	✓	✓	✓	✓	✓
	CBO			✓	✓	✓	✓	✓	✓	✓	✓	✓	✓	✓	✓	✓			✓			✓		✓		✓		✓	✓	✓	■				✓		✓	✓	✓	✓	✓	✓	✓	✓	✓	✓	✓	✓	✓	✓	✓
	CCO			✓	✓	✓	✓	✓	✓	✓	✓	✓	✓	✓	✓	✓			✓			✓		✓		✓		✓	✓	✓	■				✓		✓	✓	✓	✓	✓	✓	✓	✓	✓	✓	✓	✓	✓	✓	✓
	CFNTO				✓	✓			✓	✓	✓	✓	✓	✓	✓	✓	✓		✓	✓	✓	✓	✓	✓	✓	✓	✓	✓	✓		✓				■		✓	✓	✓	✓	✓	✓	✓	✓	✓		✓	✓	✓	✓	✓	✓	✓
	CFRMO				✓	✓			✓	✓	✓	✓	✓		✓	✓			✓			✓			✓		✓	✓	✓		✓					■	✓	✓	✓	✓	✓	✓	✓	✓	✓	✓	✓	✓	✓	✓	✓	✓
	CLIP			✓	✓	✓	✓	✓	✓	✓	✓	✓	✓	✓	✓	✓	✓	✓	✓	✓	✓	✓	✓	✓	✓	✓	✓	✓	✓	✓	✓	✓	✓	✓	✓	✓	■	✓	✓	✓	✓	✓	✓	✓		✓	✓	✓	✓	✓	✓	✓
	CND			✓	✓	✓	✓	✓	✓	✓	✓	✓	✓	✓	✓	✓	✓	✓	✓	✓	✓	✓	✓	✓	✓	✓	✓	✓	✓	✓	✓	✓	✓	✓	✓	✓	✓	■	✓	✓	✓	✓	✓	✓	✓	✓	✓	✓	✓	✓	✓
	EX			✓	✓	✓	✓	✓	✓	✓	✓	✓	✓	✓	✓	✓	✓	✓	✓	✓	✓	✓	✓	✓	✓	✓	✓	✓	✓	✓	✓	✓	✓	✓	✓	✓	✓	✓	■	✓	✓	✓	✓	✓	✓	✓	✓	✓	✓	✓	✓
	EX_OL			✓	✓	✓	✓	✓	✓	✓	✓	✓		✓	✓	✓	✓	✓	✓	✓	✓	✓	✓	✓	✓	✓	✓	✓	✓	✓	✓	✓	✓	✓	✓	✓	✓	✓	✓	■	✓	✓	✓	✓	✓	✓	✓	✓	✓	✓	✓	✓
	FBF			✓	✓	✓	✓	✓	✓	✓	✓	✓	✓	✓	✓	✓	✓	✓	✓	✓	✓	✓	✓	✓	✓	✓	✓	✓	✓	✓	✓	✓	✓	✓	✓	✓	✓	✓	✓	✓	■	✓	✓	✓	✓	✓	✓	✓	✓	✓	✓	✓
	FTK			✓	✓	✓	✓	✓	✓	✓	✓	✓	✓	✓	✓	✓	✓	✓	✓	✓	✓	✓	✓	✓	✓	✓	✓	✓	✓	✓	✓	✓	✓	✓	✓	✓	✓	✓	✓	✓	✓	■	✓		✓	✓	✓	✓	✓	✓	✓
	INVFRM			✓	✓	✓	✓	✓	✓	✓	✓	✓	✓	✓	✓	✓	✓	✓	✓	✓	✓	✓	✓	✓	✓	✓	✓	✓	✓	✓	✓	✓	✓	✓	✓	✓	✓	✓	✓	✓	✓	✓	■	✓		✓	✓	✓	✓	✓	✓
	OBRB			✓	✓	✓	✓	✓	✓	✓	✓	✓	✓	✓	✓	✓		✓	✓	✓	✓	✓	✓	✓	✓	✓	✓	✓	✓	✓		✓	✓	✓	✓	✓	✓	✓	✓	✓	✓	✓	■	■	✓	✓	✓	✓	✓	✓
	REC						✓	✓					✓	✓		✓	✓	✓	✓		✓				✓	✓						✓	✓	✓		✓	✓	✓		✓				■				✓	✓	✓
	STORB			✓	✓	✓	✓		✓	✓	✓	✓	✓	✓	✓	✓	✓	✓	✓	✓	✓	✓	✓	✓	✓	✓	✓	✓	✓	✓	✓	✓	✓		✓	✓	✓	✓	✓	✓	✓	✓	✓	✓	■	✓	✓	✓	✓	✓	✓
	STW			✓			✓	✓			✓	✓	✓	✓	✓	✓	✓	✓	✓	✓	✓	✓	✓	✓	✓	✓	✓	✓	✓	✓	✓	✓	✓	✓	✓	✓	✓	✓	✓	✓	✓	✓	✓	✓	✓	■	✓	■	✓	✓	✓	✓
	TBN			✓	✓	✓	✓		✓	✓	✓	✓	✓	✓	✓	✓	✓	✓	✓	✓	✓	✓	✓	✓	✓	✓	✓	✓	✓	✓	✓	✓	✓	✓	✓	✓	✓	✓	✓	✓	✓	✓	✓	✓	✓	✓	■	✓	✓	✓	✓
	TVR			✓	✓	✓	✓	✓	✓	✓	✓	✓	✓	✓	✓	✓	✓	✓	✓	✓	✓	✓	✓	✓	✓	✓	✓	✓	✓	✓	✓	✓	✓	✓	✓	✓	✓	✓	✓	✓	✓	✓	✓	✓	✓	✓	✓	■	✓	✓	✓
	WS			✓	✓	✓	✓	✓	✓	✓	✓	✓	✓	✓	✓	✓	✓	✓	✓	✓	✓	✓	✓	✓	✓	✓	✓	✓	✓	✓	✓	✓	✓	✓	✓	✓	✓	✓	✓	✓	✓	✓	✓	✓	✓	✓	✓	✓	■	✓	✓
	WTR			✓	✓	✓	✓	✓	✓	✓	✓	✓	✓	✓	✓	✓	✓	✓	✓	✓	✓	✓	✓	✓	✓	✓	✓	✓	✓	✓	✓	✓	✓	✓	✓	✓	✓	✓	✓	✓	✓	✓	✓	✓	✓	✓	✓	✓	✓	■	✓

Orders for cabinets with non-compatible modifications will not be processed.
Some exceptions may apply.
✓ Represents compatible modification and upgrade.

MODIFICATION / UPGRADE	OPTION NAME	AUTH	CSFPE	EXBK	EXDN	FFD	FPE	INTGE	IPE	ADDTK	ATTTK	DRWTK	RECTK	RECTK_6	RECTKFRT	RECTKFRT6	TKP	VTK	CFP	DRT	FDSRTBTM	RT	SCPDRW	SRT	UDBX	URT	MLDG	MLDG.ALL	NOMLDG	WTCLIP	ADD_SHLF	CHGDRW	CMAT	CSDGBK	DRWSEC	FD	FLUT	ID	IH	IW	LIGHT	RD	RH	ROSFLUT	RW	SBCADDY	SBCADDYSM	TD	VLSO	VWB	WTCD	WTKCUP
Finish Modifications	BAND																																																	
	BND																																																		
	FL/FR	✓		✓	✓				✓	✓	✓	✓	✓	✓	✓	✓	✓	✓	✓	✓	✓	✓	✓	✓	✓	✓					✓	✓	✓	✓	✓	✓	✓	✓	✓	✓	✓	✓	✓	✓	✓	✓	✓	✓	✓	✓	✓
	F.ALL	✓	✓	✓	✓	✓	✓	✓	✓	✓	✓	✓	✓				✓	✓	✓	✓		✓	✓	✓	✓	✓	✓	✓	✓	✓				✓		✓	✓	✓	✓	✓		✓	✓	✓	✓			✓				
	F.FRT	✓	✓	✓	✓	✓	✓	✓	✓	✓	✓	✓	✓				✓	✓	✓	✓		✓	✓	✓	✓	✓	✓	✓	✓	✓				✓		✓	✓	✓	✓	✓		✓	✓	✓	✓			✓				
	MIP	✓	✓	✓	✓	✓	✓	✓	✓	✓	✓	✓	✓	✓	✓	✓	✓	✓	✓	✓	✓	✓	✓	✓	✓	✓	✓	✓	✓	✓	✓	✓	✓	✓	✓	✓	✓	✓	✓	✓	✓	✓	✓	✓	✓	✓	✓	✓	✓	✓	✓	✓
	PFINBTMB	✓	✓	✓	✓	✓	✓	✓	✓				✓		✓						✓		✓				✓					✓			✓		✓	✓	✓	✓	✓	✓	✓	✓	✓			✓				
	PRO	✓	✓	✓	✓	✓	✓	✓	✓	✓	✓	✓	✓				✓	✓	✓	✓		✓	✓	✓	✓	✓	✓	✓	✓	✓				✓		✓	✓	✓	✓	✓		✓	✓	✓	✓			✓				
	PRO.ALL	✓	✓	✓	✓	✓	✓	✓	✓	✓	✓	✓	✓				✓	✓	✓	✓		✓	✓	✓	✓	✓	✓	✓	✓	✓				✓		✓	✓	✓	✓	✓		✓	✓	✓	✓			✓				
Door and Drawer Front Modifications	AOMBWB	✓	✓	✓	✓	✓	✓	✓	✓	✓	✓	✓	✓				✓	✓	✓	✓		✓	✓	✓	✓	✓	✓	✓	✓	✓		✓		✓	✓	✓	✓	✓	✓		✓	✓	✓	✓	✓	✓	✓	✓		✓		
	AOMD	✓	✓	✓	✓	✓	✓	✓	✓	✓	✓	✓	✓				✓	✓	✓	✓		✓	✓	✓	✓	✓	✓	✓	✓	✓	✓	✓		✓	✓	✓	✓	✓	✓	✓	✓	✓	✓	✓	✓	✓	✓	✓	✓		✓	
	IFHG	✓	✓	✓	✓		✓		✓	✓	✓	✓	✓	✓	✓	✓	✓	✓	✓	✓	✓	✓	✓	✓	✓	✓	✓					✓	✓	✓	✓		✓	✓	✓	✓	✓	✓	✓	✓	✓	✓	✓	✓	✓	✓	✓	✓	✓
	MFO	✓	✓	✓	✓	✓	✓	✓	✓		✓	✓	✓				✓	✓	✓	✓		✓	✓	✓	✓	✓	✓	✓	✓	✓	✓	✓		✓	✓	✓	✓	✓	✓	✓	✓	✓	✓	✓	✓	✓	✓	✓			✓	
	PTOWB	✓	✓	✓	✓	✓	✓	✓	✓	✓	✓	✓	✓	✓		✓	✓	✓	✓	✓			✓	✓	✓	✓	✓	✓	✓	✓	✓	✓		✓	✓	✓	✓	✓	✓	✓		✓	✓	✓	✓	✓	✓				✓	
	SGLPN	✓	✓	✓	✓	✓	✓	✓	✓	✓	✓	✓	✓		✓		✓	✓	✓	✓	✓	✓	✓	✓	✓	✓	✓	✓	✓	✓	✓	✓	✓	✓	✓	✓	✓	✓	✓	✓	✓	✓	✓	✓	✓	✓	✓	✓	✓	✓	✓	✓
	SPLITDR	✓	✓	✓	✓	✓	✓	✓	✓	✓	✓	✓	✓	✓	✓	✓	✓	✓	✓	✓	✓	✓	✓	✓	✓	✓	✓	✓	✓	✓	✓	✓	✓	✓	✓	✓	✓	✓	✓	✓	✓	✓	✓	✓	✓	✓	✓	✓			✓	✓
	SPLITDRWS	✓	✓	✓	✓	✓	✓	✓	✓	✓	✓	✓	✓	✓	✓	✓	✓	✓			✓	✓	✓	✓	✓	✓	✓	✓	✓	✓	✓	✓		✓	✓	✓		✓	✓	✓	✓		✓	✓	✓	✓	✓	✓	✓				✓
Specialty Door Modifications	AF	✓	✓	✓	✓	✓	✓	✓	✓	✓	✓	✓	✓				✓	✓	✓	✓		✓		✓		✓					✓	✓	✓	✓	✓	✓	✓	✓	✓	✓	✓	✓	✓	✓	✓	✓	✓	✓		✓	✓
	CC	✓	✓	✓	✓	✓	✓	✓	✓	✓	✓	✓	✓				✓	✓	✓	✓		✓	✓	✓	✓	✓	✓	✓	✓	✓	✓	✓	✓	✓	✓	✓	✓	✓	✓	✓	✓	✓	✓	✓	✓	✓	✓	✓			✓	✓
	CG	✓	✓	✓	✓	✓	✓	✓	✓	✓	✓	✓	✓	✓	✓	✓	✓	✓	✓	✓	✓	✓	✓	✓	✓	✓	✓	✓	✓	✓	✓	✓	✓	✓	✓	✓	✓	✓	✓	✓	✓	✓	✓	✓	✓	✓	✓	✓	✓	✓	✓	✓
	GAMD	✓	✓	✓	✓	✓	✓	✓	✓	✓	✓	✓	✓				✓	✓	✓	✓		✓	✓	✓	✓	✓	✓	✓	✓	✓	✓	✓	✓	✓	✓	✓	✓	✓		✓	✓	✓	✓	✓	✓	✓	✓	✓	✓	✓	✓	
	HC	✓	✓	✓	✓	✓	✓	✓	✓	✓	✓	✓	✓				✓	✓	✓	✓		✓	✓	✓	✓	✓	✓	✓	✓	✓	✓	✓	✓	✓	✓	✓	✓	✓	✓	✓	✓	✓	✓	✓	✓	✓	✓	✓			✓	✓
	MC	✓	✓	✓	✓	✓	✓	✓	✓	✓	✓	✓	✓				✓	✓	✓	✓		✓	✓	✓	✓	✓	✓	✓	✓	✓	✓	✓	✓	✓	✓	✓	✓	✓	✓	✓	✓	✓	✓	✓	✓	✓	✓	✓			✓	✓
	MD	✓	✓	✓	✓	✓	✓	✓	✓	✓	✓	✓	✓	✓	✓	✓	✓	✓	✓	✓		✓	✓	✓	✓	✓	✓	✓	✓	✓	✓	✓	✓	✓	✓	✓	✓	✓		✓	✓	✓	✓	✓	✓	✓	✓	✓	✓	✓	✓	
	PRMD	✓	✓	✓	✓	✓	✓	✓	✓	✓	✓	✓	✓	✓	✓	✓	✓	✓	✓	✓		✓	✓	✓	✓	✓	✓	✓	✓	✓	✓	✓	✓	✓	✓	✓	✓	✓	✓	✓	✓	✓	✓	✓	✓	✓	✓	✓	✓	✓	✓	
	SHMD	✓	✓	✓	✓	✓	✓	✓	✓	✓	✓	✓	✓				✓	✓	✓	✓		✓	✓	✓	✓	✓	✓	✓	✓	✓	✓	✓	✓	✓	✓	✓	✓	✓		✓	✓	✓	✓	✓	✓	✓	✓	✓	✓	✓	✓	
	TCG	✓	✓	✓	✓	✓	✓	✓	✓	✓	✓	✓	✓				✓	✓	✓	✓		✓	✓	✓	✓	✓	✓	✓	✓	✓	✓	✓		✓	✓	✓	✓	✓	✓		✓	✓	✓	✓	✓				✓		✓	
	TCP	✓	✓	✓	✓	✓	✓	✓	✓	✓	✓	✓	✓				✓	✓	✓	✓		✓	✓	✓	✓	✓	✓	✓	✓	✓	✓	✓		✓	✓	✓	✓	✓	✓	✓	✓	✓	✓	✓	✓				✓		✓	
Cabinet Box Frame Modifications	ADRW	✓	✓	✓	✓	✓	✓	✓	✓	✓			✓				✓				✓	✓	✓		✓	✓	✓	✓	✓	✓	✓	✓		✓	✓	✓	✓	✓	✓	✓	✓	✓	✓	✓	✓			✓		✓	
	BVR	✓	✓	✓	✓	✓	✓	✓	✓										✓			✓	✓		✓	✓	✓	✓	✓	✓	✓	✓		✓	✓	✓	✓	✓	✓	✓	✓	✓	✓	✓	✓			✓		✓	
	CBO	✓	✓	✓	✓	✓	✓	✓	✓	✓		✓	✓	✓	✓	✓	✓	✓		✓	✓	✓	✓	✓	✓	✓	✓	✓	✓	✓	✓	✓		✓	✓	✓	✓	✓	✓	✓	✓	✓	✓	✓	✓	✓	✓	✓	✓		✓	✓
	CCO	✓	✓	✓	✓	✓	✓	✓	✓	✓			✓		✓		✓	✓			✓	✓			✓			✓	✓	✓	✓	✓		✓	✓	✓	✓	✓	✓	✓		✓	✓	✓	✓	✓	✓	✓			✓	
	CFNTO													✓	✓	✓			✓								✓	✓	✓	✓							✓		✓	✓		✓	✓	✓				✓	✓		
	CFRMO														✓												✓	✓	✓	✓				✓		✓	✓	✓	✓		✓	✓	✓	✓				✓	✓		
	CLIP	✓	✓	✓	✓	✓	✓			✓	✓		✓		✓		✓	✓	✓	✓	✓	✓	✓	✓	✓	✓	✓	✓	✓	✓	✓			✓		✓	✓	✓	✓	✓	✓	✓	✓	✓	✓	✓	✓					✓
	CND	✓	✓	✓	✓	✓	✓	✓	✓	✓	✓	✓	✓	✓	✓	✓	✓	✓	✓	✓	✓	✓	✓	✓	✓	✓	✓	✓	✓	✓	✓	✓	✓	✓	✓	✓	✓	✓	✓	✓	✓	✓	✓	✓	✓	✓	✓	✓	✓	✓	✓	✓
	EX	✓	✓	✓	✓	✓	✓	✓	✓	✓	✓	✓	✓	✓	✓	✓	✓	✓	✓	✓	✓	✓	✓	✓	✓	✓	✓	✓	✓	✓	✓	✓	✓	✓	✓	✓	✓	✓	✓	✓	✓	✓	✓	✓	✓	✓	✓	✓	✓	✓	✓	✓
	EX_OL	✓	✓	✓	✓	✓	✓	✓	✓	✓	✓	✓	✓	✓	✓	✓	✓	✓	✓	✓	✓	✓	✓	✓	✓	✓	✓	✓	✓	✓	✓	✓	✓	✓	✓	✓	✓	✓	✓	✓	✓	✓	✓	✓	✓	✓	✓	✓	✓	✓	✓	✓
	FBF	✓	✓	✓	✓	✓	✓	✓	✓	✓	✓	✓	✓	✓	✓	✓	✓	✓	✓	✓			✓	✓		✓	✓	✓	✓	✓	✓	✓		✓	✓	✓	✓	✓	✓	✓	✓	✓	✓	✓	✓	✓			✓		✓	
	FTK	✓	✓	✓	✓	✓	✓	✓	✓		✓	✓	✓				✓			✓	✓	✓	✓	✓	✓	✓	✓	✓	✓	✓	✓	✓	✓	✓	✓	✓	✓	✓	✓	✓	✓	✓	✓	✓	✓	✓	✓	✓	✓	✓	✓	✓
	INVFRM	✓	✓	✓	✓	✓	✓	✓	✓	✓	✓	✓	✓	✓		✓	✓	✓	✓	✓	✓		✓	✓	✓	✓	✓	✓	✓	✓	✓	✓		✓	✓	✓	✓	✓	✓	✓	✓	✓	✓	✓	✓	✓			✓		✓	
	OBRB	✓	✓	✓	✓	✓	✓	✓	✓										✓	✓	✓	✓	✓	✓	✓	✓	✓	✓	✓	✓	✓	✓	✓	✓	✓	✓	✓	✓	✓	✓	✓	✓	✓	✓	✓	✓	✓	✓	✓			✓	✓
	REC	✓	✓				✓	✓							✓						✓										✓			✓	✓	✓	✓	✓	✓	✓	✓	✓	✓								
	STORB	✓	✓	✓	✓	✓	✓	✓	✓		✓								✓			✓	✓		✓	✓	✓	✓	✓	✓	✓		✓	✓	✓	✓	✓	✓	✓		✓	✓	✓	✓	✓			✓		✓	
	STW	✓	✓	✓	✓	✓	✓	✓	✓	✓	✓		✓				✓	✓	✓		✓	✓									✓		✓		✓	✓	✓	✓	✓		✓	✓	✓	✓			✓				
	TBN	✓	✓	✓	✓	✓	✓	✓	✓	✓	✓	✓	✓	✓		✓	✓	✓	✓	✓		✓	✓	✓	✓	✓	✓	✓	✓	✓	✓	✓		✓	✓	✓	✓	✓	✓	✓		✓	✓	✓	✓	✓	✓	✓			✓	
	TVR	✓	✓	✓	✓	✓	✓	✓	✓	✓	✓	✓	✓	✓	✓	✓	✓	✓	✓	✓		✓	✓	✓	✓	✓	✓	✓	✓	✓	✓	✓		✓	✓	✓	✓	✓	✓	✓	✓	✓	✓	✓	✓	✓			✓	✓	✓	✓
	WS	✓	✓	✓	✓	✓	✓	✓	✓	✓	✓	✓	✓	✓	✓	✓	✓	✓	✓	✓	✓	✓	✓	✓	✓	✓	✓	✓	✓	✓	✓		✓	✓	✓	✓	✓	✓	✓	✓	✓	✓	✓	✓	✓	✓	✓				✓
	WTR	✓	✓	✓	✓	✓	✓	✓	✓	✓	✓	✓	✓	✓	✓	✓	✓	✓	✓	✓	✓	✓	✓	✓	✓	✓	✓	✓	✓	✓	✓	✓	✓	✓	✓	✓	✓	✓	✓	✓	✓	✓	✓	✓	✓	✓	✓	✓	✓	✓	✓	✓

Orders for cabinets with non-compatible modifications will not be processed.
Some exceptions may apply.
✓ Represents compatible modification and upgrade.

Custom Modifications

MODIFICATION/ UPGRADE	OPTION NAME	BAND	BND	FL/FR	F.ALL	F.FRT	MIP	PFINBTMB	PRO	PRO.ALL	AOMBWB	AOMD	IFHG	MFO	PTOWB	SGLPN	SPLITDR	SPLITDRWS	AF	CC	CG	GAMD	HC	MC	MD	PRMD	SHMD	TCG	TCP	ADRW	BVR	CBO	CCO	CFNTO	CFRMO	CLIP	CND	EX	EX_OL	FBF	FTK	INVFRM	OBRB	REC	STORB	STW	TBN	TVR	WS	WTR
End Modifications	AUTH			✓	✓	✓	✓	✓	✓	✓	✓	✓	✓	✓	✓	✓	✓	✓	✓	✓	✓	✓	✓	✓	✓	✓	✓	✓	✓	✓	✓	✓	✓			✓	✓	✓	✓	✓	✓	✓	✓	✓	✓	✓	✓	✓	✓	✓
	CSFPE				✓	✓	✓	✓	✓	✓	✓	✓	✓	✓	✓	✓	✓	✓	✓	✓	✓	✓	✓	✓	✓	✓	✓	✓	✓	✓	✓	✓	✓			✓	✓	✓	✓	✓	✓	✓	✓	✓	✓	✓	✓	✓	✓	✓
	EXBK			✓	✓	✓	✓	✓	✓	✓	✓	✓	✓	✓	✓	✓	✓	✓	✓	✓	✓	✓	✓	✓	✓	✓	✓	✓	✓	✓	✓	✓	✓			✓	✓	✓	✓	✓	✓	✓	✓		✓	✓	✓	✓	✓	✓
	EXDN			✓	✓	✓	✓	✓	✓	✓	✓	✓	✓	✓	✓	✓	✓	✓	✓	✓	✓	✓	✓	✓	✓	✓	✓	✓	✓	✓	✓	✓	✓			✓	✓	✓	✓	✓	✓	✓	✓		✓	✓	✓	✓	✓	✓
	FFD				✓	✓	✓	✓	✓	✓	✓	✓		✓	✓	✓	✓	✓	✓	✓	✓	✓	✓	✓	✓	✓	✓	✓	✓	✓	✓	✓	✓			✓	✓	✓	✓	✓	✓	✓	✓		✓	✓	✓	✓	✓	✓
	FPE				✓	✓	✓	✓	✓	✓	✓	✓	✓	✓	✓	✓	✓	✓	✓	✓	✓	✓	✓	✓	✓	✓	✓	✓	✓	✓	✓	✓	✓			✓	✓	✓	✓	✓	✓	✓	✓	✓	✓	✓	✓	✓	✓	✓
	INTGE				✓	✓	✓	✓	✓	✓	✓	✓		✓	✓	✓	✓	✓	✓	✓	✓	✓	✓	✓	✓	✓	✓	✓	✓	✓	✓	✓	✓				✓	✓	✓	✓	✓	✓	✓	✓	✓	✓	✓	✓	✓	✓
	IPE			✓			✓	✓			✓		✓		✓	✓	✓	✓	✓	✓	✓	✓	✓	✓	✓	✓	✓	✓	✓	✓	✓	✓	✓				✓	✓	✓	✓	✓	✓	✓		✓	✓	✓	✓	✓	✓
Toekick Modifications	ADDTK			✓	✓	✓	✓		✓	✓	✓	✓	✓		✓	✓	✓	✓	✓	✓	✓	✓	✓	✓	✓	✓	✓	✓	✓	✓		✓	✓			✓	✓	✓	✓	✓		✓			✓	✓	✓	✓	✓
	ATTTK			✓	✓	✓	✓		✓	✓	✓	✓	✓	✓	✓	✓	✓	✓	✓	✓	✓	✓	✓	✓	✓	✓	✓	✓	✓							✓	✓	✓	✓	✓	✓	✓			✓	✓	✓	✓	✓
	DRWTK			✓	✓	✓	✓		✓	✓	✓	✓	✓	✓	✓	✓	✓	✓	✓	✓	✓	✓	✓	✓	✓	✓	✓	✓	✓			✓					✓	✓	✓	✓	✓	✓				✓	✓	✓	✓
	RECTK			✓	✓	✓	✓	✓	✓	✓	✓	✓	✓	✓	✓	✓	✓	✓	✓	✓	✓	✓	✓	✓	✓	✓	✓	✓	✓	✓		✓	✓			✓	✓	✓	✓	✓	✓	✓			✓	✓	✓	✓	✓
	RECTK_6			✓			✓						✓		✓		✓	✓			✓				✓	✓						✓		✓			✓	✓	✓	✓		✓					✓	✓	✓	✓
	RECTKFRT						✓	✓					✓			✓	✓	✓	✓		✓				✓	✓						✓	✓	✓	✓	✓	✓	✓	✓	✓				✓			✓	✓	✓	✓
	RECTKFRT6			✓			✓						✓		✓		✓	✓			✓				✓	✓						✓		✓			✓	✓	✓	✓		✓					✓	✓	✓	✓
	TKP			✓	✓	✓	✓		✓	✓	✓	✓	✓	✓	✓	✓	✓	✓	✓	✓	✓	✓	✓	✓	✓	✓	✓	✓	✓	✓		✓	✓			✓	✓	✓	✓	✓	✓	✓			✓	✓	✓	✓	✓
	VTK			✓	✓	✓	✓		✓	✓	✓	✓	✓	✓	✓	✓	✓	✓	✓	✓	✓	✓	✓	✓	✓	✓	✓	✓	✓	✓		✓	✓			✓	✓	✓	✓	✓	✓	✓			✓	✓	✓	✓	✓
Drawer and Roll Tray Modifications	CFP			✓	✓	✓	✓		✓	✓	✓	✓	✓	✓	✓	✓	✓		✓	✓	✓	✓	✓	✓	✓	✓	✓	✓	✓		✓		✓		✓	✓	✓	✓	✓	✓	✓	✓		✓	✓	✓	✓	✓
	DRT			✓	✓	✓	✓		✓	✓	✓	✓	✓	✓	✓	✓	✓	✓	✓	✓	✓	✓	✓	✓	✓	✓	✓	✓	✓	✓			✓	✓			✓	✓	✓	✓		✓	✓	✓			✓	✓	✓	✓
	FDSRTBTM						✓	✓					✓			✓	✓	✓	✓		✓									✓		✓	✓			✓	✓	✓	✓		✓		✓	✓				✓	✓
	RT			✓	✓	✓	✓	✓	✓	✓	✓	✓	✓	✓		✓	✓	✓	✓	✓	✓	✓	✓	✓	✓	✓	✓	✓	✓	✓	✓	✓				✓	✓	✓	✓	✓	✓	✓	✓		✓	✓	✓	✓	✓
	SCPDRW			✓	✓	✓	✓		✓	✓	✓	✓	✓	✓	✓	✓	✓	✓	✓		✓	✓	✓	✓	✓	✓	✓	✓	✓	✓	✓	✓				✓	✓	✓	✓	✓	✓	✓	✓		✓	✓	✓	✓	✓
	SRT			✓	✓	✓	✓		✓	✓	✓	✓	✓	✓	✓	✓	✓	✓	✓	✓	✓	✓	✓	✓	✓	✓	✓	✓	✓	✓		✓	✓			✓	✓	✓	✓		✓	✓	✓			✓	✓	✓	✓
	UDBX			✓	✓	✓	✓		✓	✓	✓	✓	✓	✓	✓	✓	✓	✓	✓		✓	✓	✓	✓	✓	✓	✓	✓	✓	✓	✓	✓				✓	✓	✓	✓	✓	✓	✓	✓		✓	✓	✓	✓	✓
	URT			✓	✓	✓	✓	✓	✓	✓	✓	✓	✓	✓	✓	✓	✓	✓	✓	✓	✓	✓	✓	✓	✓	✓	✓	✓	✓	✓	✓	✓				✓	✓	✓	✓	✓	✓	✓	✓		✓	✓	✓	✓	✓
Wood Top Modifications	MLDG				✓	✓	✓		✓	✓	✓	✓		✓	✓	✓	✓	✓	✓		✓	✓	✓	✓	✓	✓	✓	✓	✓	✓	✓	✓	✓	✓	✓	✓	✓	✓	✓	✓	✓	✓		✓		✓	✓	✓	✓
	MLDG.ALL				✓	✓	✓		✓	✓	✓	✓		✓	✓	✓	✓	✓	✓		✓	✓	✓	✓	✓	✓	✓	✓	✓	✓	✓	✓	✓	✓	✓	✓	✓	✓	✓	✓	✓	✓		✓		✓	✓	✓	✓
	NOMLDG				✓	✓	✓		✓	✓	✓	✓		✓	✓	✓	✓	✓	✓		✓	✓	✓	✓	✓	✓	✓	✓	✓	✓	✓	✓	✓	✓	✓	✓	✓	✓	✓	✓	✓	✓		✓		✓	✓	✓	✓
	WTCLIP				✓	✓	✓		✓	✓	✓	✓		✓	✓	✓	✓	✓	✓		✓	✓	✓	✓	✓	✓	✓	✓	✓	✓	✓	✓	✓	✓	✓	✓	✓	✓	✓	✓	✓	✓		✓		✓	✓	✓	✓
General Cabinet Modifications	ADD_SHLF			✓			✓	✓				✓	✓	✓	✓	✓	✓	✓	✓	✓	✓	✓	✓	✓	✓	✓	✓	✓	✓	✓	✓	✓	✓			✓	✓	✓	✓	✓	✓	✓	✓	✓	✓	✓	✓	✓	✓
	CHGDRW			✓			✓				✓	✓	✓	✓	✓	✓	✓		✓	✓	✓	✓	✓	✓	✓	✓	✓	✓	✓	✓	✓	✓	✓				✓	✓	✓	✓	✓	✓	✓		✓		✓	✓		✓
	CMAT			✓			✓						✓			✓	✓	✓	✓	✓	✓	✓	✓	✓	✓	✓	✓	✓									✓	✓	✓		✓		✓					✓	✓
	CSDGBK			✓	✓	✓	✓	✓	✓	✓	✓	✓	✓	✓	✓	✓	✓	✓	✓	✓	✓	✓	✓	✓	✓	✓	✓	✓	✓	✓	✓	✓	✓		✓	✓	✓	✓	✓	✓	✓	✓	✓	✓	✓	✓	✓	✓	✓
	DRWSEC			✓			✓				✓	✓		✓	✓	✓	✓		✓	✓	✓	✓	✓	✓	✓	✓	✓	✓	✓	✓	✓	✓	✓				✓	✓	✓	✓	✓	✓	✓		✓		✓	✓		✓
	FD			✓	✓	✓	✓	✓	✓	✓	✓	✓	✓	✓	✓	✓	✓	✓	✓	✓	✓	✓	✓	✓	✓	✓	✓	✓	✓	✓	✓	✓	✓		✓	✓	✓	✓	✓	✓	✓	✓	✓	✓	✓	✓	✓	✓	✓
	FLUT			✓	✓	✓	✓	✓	✓	✓	✓	✓	✓	✓	✓	✓	✓	✓	✓	✓	✓	✓	✓	✓	✓	✓	✓	✓	✓	✓	✓	✓	✓	✓	✓	✓	✓	✓	✓	✓	✓	✓	✓	✓	✓	✓	✓	✓	✓	✓
	ID			✓	✓	✓	✓	✓	✓	✓	✓	✓	✓	✓	✓	✓	✓	✓	✓	✓	✓	✓	✓	✓	✓	✓	✓	✓	✓	✓	✓	✓	✓		✓	✓	✓	✓	✓	✓	✓	✓	✓	✓	✓	✓	✓	✓	✓
	IH			✓	✓	✓	✓	✓	✓	✓	✓	✓	✓	✓	✓	✓	✓	✓	✓	✓	✓	✓	✓	✓	✓	✓	✓	✓	✓	✓	✓	✓	✓	✓	✓	✓	✓	✓	✓	✓	✓	✓	✓	✓	✓	✓	✓	✓	✓	✓
	IW			✓	✓	✓	✓	✓	✓	✓	✓	✓	✓	✓	✓	✓			✓	✓	✓		✓	✓		✓	✓	✓	✓	✓	✓	✓	✓	✓	✓	✓	✓	✓	✓	✓	✓	✓	✓	✓	✓	✓	✓	✓	✓	✓	✓
	LIGHT						✓	✓				✓	✓	✓		✓	✓		✓	✓	✓	✓	✓	✓	✓	✓	✓		✓	✓	✓	✓				✓	✓	✓	✓	✓	✓	✓		✓				✓	✓	✓
	RD			✓	✓	✓	✓	✓	✓	✓	✓	✓	✓	✓	✓	✓	✓	✓	✓	✓	✓	✓	✓	✓	✓	✓	✓	✓	✓	✓	✓	✓	✓		✓	✓	✓	✓	✓	✓	✓	✓	✓	✓	✓	✓	✓	✓	✓	✓
	RH			✓	✓	✓	✓	✓	✓	✓	✓	✓	✓	✓	✓	✓	✓	✓	✓	✓	✓	✓	✓	✓	✓	✓	✓	✓	✓	✓	✓	✓	✓	✓	✓	✓	✓	✓	✓	✓	✓	✓	✓	✓	✓	✓	✓	✓	✓	✓
	ROSFLUT			✓	✓	✓	✓	✓	✓	✓	✓	✓	✓	✓	✓	✓	✓	✓	✓	✓	✓	✓	✓	✓	✓	✓	✓	✓	✓	✓	✓	✓	✓	✓	✓	✓	✓	✓	✓	✓	✓	✓	✓	✓	✓	✓	✓	✓	✓	✓
	RW			✓	✓	✓	✓	✓	✓	✓	✓	✓	✓	✓	✓	✓	✓		✓	✓	✓	✓	✓	✓	✓	✓	✓	✓	✓	✓	✓	✓	✓	✓	✓	✓	✓	✓	✓	✓	✓	✓	✓	✓	✓	✓	✓	✓	✓	✓	✓
	SBCADDY			✓			✓				✓	✓	✓	✓	✓	✓	✓	✓	✓	✓	✓	✓	✓	✓	✓	✓	✓	✓				✓	✓			✓	✓	✓	✓		✓		✓				✓		✓	✓
	SBCADDYSM			✓			✓				✓	✓	✓	✓	✓	✓	✓	✓	✓	✓	✓	✓	✓	✓	✓	✓	✓	✓				✓	✓			✓	✓	✓	✓		✓		✓				✓		✓	✓
	TD			✓	✓	✓	✓	✓	✓	✓	✓	✓	✓	✓		✓	✓	✓	✓	✓	✓	✓	✓	✓	✓	✓	✓	✓	✓	✓	✓	✓				✓	✓	✓	✓	✓	✓	✓	✓		✓	✓	✓	✓	✓	✓
	VLSO						✓						✓			✓					✓	✓			✓	✓	✓							✓	✓			✓	✓	✓		✓							✓		✓
	VWB						✓						✓			✓					✓	✓			✓	✓	✓							✓	✓			✓	✓	✓		✓							✓		✓
	WTCD			✓			✓				✓	✓	✓	✓	✓	✓	✓		✓	✓	✓	✓	✓	✓	✓	✓	✓	✓	✓	✓	✓	✓				✓	✓	✓	✓	✓	✓	✓		✓	✓	✓	✓		✓
	WTKCUP			✓			✓						✓			✓	✓	✓	✓	✓	✓		✓	✓								✓				✓	✓	✓	✓		✓		✓					✓	✓	✓

Orders for cabinets with non-compatible modifications will not be processed.
Some exceptions may apply.
✓ Represents compatible modification and upgrade.

MODIFICATION / UPGRADE	OPTION NAME	AUTH	CSFPE	EXBK	EXDN	FFD	FPE	INTGE	IPE	ADDTK	ATTTK	DRWTK	RECTK	RECTK_6	RECTKFRT	RECTKFRT6	TKP	VTK	CFP	DRT	FDSRTBTM	RT	SCPDRW	SRT	UDBX	URT	MLDG	MLDG.ALL	NOMLDG	WTCLIP	ADD_SHLF	CHGDRW	CMAT	CSDGBK	DRWSEC	FD	FLUT	ID	IH	IW	LIGHT	RD	RH	ROSFLUT	RW	SBCADDY	SBCADDYSM	TD	VLSO	VWB	WTCD	WTKCUP
End Modifications	AUTH			✓	✓	✓	✓	✓	✓	✓	✓	✓	✓	✓	✓	✓	✓	✓	✓	✓	✓	✓	✓	✓	✓	✓	✓	✓	✓	✓	✓	✓	✓	✓	✓	✓	✓	✓	✓	✓	✓	✓	✓	✓	✓	✓	✓	✓	✓	✓	✓
	CSFPE			✓	✓	✓	✓	✓	✓	✓	✓	✓	✓	✓	✓	✓	✓	✓	✓	✓	✓	✓	✓	✓	✓	✓	✓	✓	✓	✓	✓	✓	✓	✓	✓	✓	✓	✓	✓	✓	✓	✓	✓	✓	✓	✓	✓	✓	✓	✓	✓
	EXBK	✓	✓		✓		✓	✓	✓	✓	✓	✓	✓	✓	✓	✓	✓	✓	✓	✓	✓	✓	✓	✓	✓	✓	✓	✓	✓	✓	✓	✓	✓	✓	✓	✓	✓	✓	✓	✓	✓	✓	✓	✓	✓	✓	✓	✓	✓	✓	✓
	EXDN	✓	✓	✓			✓	✓	✓										✓			✓	✓		✓	✓	✓	✓	✓	✓	✓	✓		✓	✓	✓	✓	✓	✓	✓	✓	✓	✓	✓	✓			✓		✓	
	FFD	✓	✓				✓			✓	✓		✓	✓		✓	✓	✓	✓	✓		✓	✓	✓	✓	✓	✓	✓	✓	✓	✓	✓	✓	✓	✓	✓	✓	✓	✓	✓	✓	✓	✓	✓	✓	✓	✓	✓	✓	✓
	FPE	✓	✓	✓	✓	✓		✓	✓	✓	✓	✓	✓	✓	✓	✓	✓	✓	✓	✓	✓	✓	✓	✓	✓	✓	✓	✓	✓	✓	✓	✓	✓	✓	✓	✓	✓	✓	✓	✓	✓	✓	✓	✓	✓	✓	✓	✓	✓	✓	✓
	INTGE	✓	✓	✓	✓		✓		✓				✓	✓	✓	✓		✓	✓	✓	✓	✓	✓	✓	✓	✓	✓	✓	✓	✓	✓	✓	✓	✓	✓	✓	✓	✓	✓	✓	✓	✓	✓	✓	✓			✓	✓	✓	✓
	IPE	✓	✓	✓	✓		✓			✓	✓	✓	✓	✓		✓	✓	✓	✓	✓	✓	✓	✓	✓	✓	✓					✓	✓	✓	✓		✓	✓	✓	✓	✓	✓	✓	✓	✓	✓	✓	✓	✓	✓	✓	✓
Toekick Modifications	ADDTK	✓	✓	✓		✓	✓						✓				✓	✓	✓			✓	✓		✓	✓	✓	✓	✓	✓	✓	✓		✓	✓	✓	✓	✓	✓	✓	✓	✓	✓	✓	✓			✓			✓	
	ATTTK	✓	✓	✓		✓	✓				✓						✓		✓			✓	✓		✓	✓	✓	✓	✓	✓	✓	✓		✓	✓	✓	✓	✓	✓	✓	✓	✓	✓	✓	✓			✓			✓	✓
	DRWTK	✓	✓	✓			✓				✓	✓	✓					✓	✓	✓	✓	✓	✓	✓	✓	✓	✓	✓	✓	✓	✓	✓	✓	✓	✓	✓	✓	✓	✓	✓	✓	✓	✓	✓	✓	✓	✓	✓	✓	✓	✓
	RECTK	✓	✓	✓		✓	✓	✓	✓	✓		✓	✓				✓	✓	✓	✓	✓	✓	✓	✓	✓	✓	✓	✓	✓	✓	✓	✓	✓	✓	✓	✓	✓	✓	✓	✓	✓	✓	✓	✓	✓	✓			✓			✓	✓
	RECTK_6	✓	✓	✓		✓	✓	✓	✓					✓		✓	✓	✓	✓	✓	✓	✓	✓	✓	✓	✓						✓	✓	✓	✓	✓	✓	✓	✓	✓	✓	✓	✓	✓	✓		✓	✓	✓	✓	✓	✓
	RECTKFRT	✓	✓	✓			✓	✓							✓						✓										✓			✓		✓	✓	✓	✓	✓	✓	✓									
	RECTKFRT6	✓	✓	✓		✓	✓	✓	✓					✓		✓	✓	✓	✓	✓	✓	✓	✓	✓	✓	✓						✓	✓	✓	✓	✓	✓	✓	✓	✓	✓	✓	✓	✓	✓		✓	✓	✓	✓	✓	✓
	TKP	✓	✓	✓		✓	✓			✓	✓		✓	✓		✓			✓	✓	✓	✓	✓	✓	✓	✓	✓	✓	✓	✓	✓	✓	✓	✓	✓	✓	✓	✓	✓	✓	✓	✓	✓	✓	✓	✓	✓	✓	✓	✓	✓
	VTK	✓	✓	✓		✓	✓	✓	✓	✓		✓	✓	✓		✓			✓	✓		✓	✓	✓	✓	✓	✓	✓	✓	✓	✓	✓	✓	✓	✓	✓	✓	✓	✓	✓	✓	✓	✓	✓	✓	✓	✓			✓	✓
Drawer and Roll Tray Modifications	CFP	✓	✓	✓	✓	✓	✓	✓	✓	✓	✓	✓	✓	✓		✓	✓	✓		✓	✓	✓		✓			✓	✓	✓	✓	✓		✓		✓	✓	✓	✓	✓	✓	✓	✓	✓	✓	✓	✓	✓	✓	✓		✓
	DRT	✓	✓	✓		✓	✓	✓	✓			✓	✓	✓		✓	✓	✓	✓			✓		✓		✓		✓	✓	✓	✓		✓		✓	✓		✓	✓	✓	✓		✓	✓	✓	✓			✓			✓	✓
	FDSRTBTM	✓	✓	✓			✓	✓	✓			✓	✓	✓	✓	✓	✓		✓		✓			✓		✓					✓	✓		✓	✓		✓		✓	✓	✓	✓	✓	✓						✓	✓
	RT	✓	✓	✓	✓	✓	✓	✓	✓	✓	✓	✓	✓	✓		✓	✓	✓	✓				✓	✓		✓	✓	✓	✓	✓	✓		✓		✓	✓	✓	✓	✓	✓	✓		✓	✓	✓	✓			✓			✓	✓
	SCPDRW	✓	✓	✓	✓	✓	✓	✓	✓	✓	✓	✓	✓	✓		✓	✓	✓		✓	✓	✓	✓		✓	✓	✓	✓	✓	✓	✓	✓	✓	✓	✓	✓	✓	✓	✓	✓	✓	✓	✓	✓	✓	✓	✓	✓	✓	✓	✓	✓
	SRT	✓	✓	✓		✓	✓	✓	✓			✓	✓	✓		✓	✓	✓	✓				✓	✓	✓		✓	✓	✓	✓	✓		✓		✓	✓		✓	✓	✓	✓		✓	✓	✓	✓			✓			✓	✓
	UDBX	✓	✓	✓	✓	✓	✓	✓	✓	✓	✓	✓	✓	✓		✓	✓	✓		✓	✓	✓	✓	✓	✓	✓	✓	✓	✓	✓	✓	✓		✓		✓	✓	✓	✓	✓	✓		✓	✓	✓	✓	✓	✓				
	URT	✓	✓	✓	✓	✓	✓	✓	✓	✓	✓	✓	✓	✓		✓	✓	✓					✓	✓		✓	✓	✓	✓	✓	✓				✓		✓	✓	✓	✓	✓		✓	✓	✓	✓	✓	✓				
Wood Top Modifications	MLDG	✓	✓	✓	✓	✓	✓	✓	✓	✓	✓	✓	✓				✓	✓	✓	✓		✓	✓	✓	✓	✓		✓	✓	✓				✓		✓	✓	✓	✓	✓		✓	✓	✓	✓			✓				
	MLDG.ALL	✓	✓	✓	✓	✓	✓	✓	✓	✓	✓	✓	✓				✓	✓	✓	✓		✓	✓	✓	✓	✓	✓		✓	✓				✓		✓	✓	✓	✓	✓		✓	✓	✓	✓			✓				
	NOMLDG	✓	✓	✓	✓	✓	✓	✓	✓	✓	✓	✓	✓				✓	✓	✓	✓		✓	✓	✓	✓	✓	✓	✓		✓				✓		✓	✓	✓	✓	✓		✓	✓	✓	✓			✓				
	WTCLIP	✓	✓	✓	✓	✓	✓	✓	✓	✓	✓	✓	✓				✓	✓	✓	✓		✓	✓	✓			✓	✓	✓						✓		✓	✓	✓	✓	✓		✓	✓	✓	✓			✓				
General Cabinet Modifications	ADD_SHLF	✓	✓	✓	✓	✓	✓	✓	✓	✓	✓	✓	✓		✓		✓	✓	✓		✓		✓		✓							✓		✓	✓	✓	✓	✓	✓	✓	✓	✓	✓	✓	✓					✓	✓
	CHGDRW	✓	✓	✓	✓	✓	✓	✓	✓	✓	✓	✓	✓	✓		✓	✓	✓		✓	✓	✓	✓	✓	✓							✓		✓		✓	✓	✓	✓			✓	✓	✓				✓				
	CMAT	✓	✓	✓		✓	✓	✓	✓			✓	✓	✓		✓	✓	✓															✓		✓			✓	✓				✓	✓								
	CSDGBK	✓	✓	✓	✓	✓	✓	✓	✓	✓	✓	✓	✓	✓	✓	✓	✓	✓	✓	✓	✓	✓	✓	✓	✓	✓	✓	✓	✓	✓	✓	✓	✓		✓	✓	✓	✓	✓	✓	✓	✓	✓	✓	✓	✓	✓	✓	✓	✓	✓	✓
	DRWSEC	✓	✓	✓	✓	✓	✓	✓		✓	✓	✓	✓	✓		✓	✓	✓		✓	✓	✓	✓	✓	✓							✓		✓	✓		✓	✓	✓	✓			✓	✓	✓				✓				
	FD	✓	✓	✓	✓	✓	✓	✓	✓	✓	✓	✓	✓	✓	✓	✓	✓	✓	✓			✓	✓		✓	✓	✓	✓	✓	✓	✓	✓	✓	✓	✓		✓	✓	✓	✓	✓	✓	✓	✓	✓	✓			✓			✓	✓
	FLUT	✓	✓	✓	✓	✓	✓	✓	✓	✓	✓	✓	✓	✓	✓	✓	✓	✓	✓	✓	✓	✓	✓	✓	✓	✓	✓	✓	✓	✓	✓	✓	✓	✓	✓	✓		✓	✓	✓	✓	✓	✓	✓	✓	✓	✓			✓			✓	✓
	ID	✓	✓	✓	✓	✓	✓	✓	✓	✓	✓	✓	✓	✓	✓	✓	✓	✓	✓	✓	✓		✓	✓	✓	✓	✓	✓	✓	✓	✓	✓	✓	✓	✓	✓	✓		✓	✓	✓	✓	✓	✓	✓	✓	✓	✓	✓	✓	✓	✓
	IH	✓	✓	✓	✓	✓	✓	✓	✓	✓	✓	✓	✓	✓	✓	✓	✓	✓	✓	✓	✓	✓	✓	✓	✓	✓	✓	✓	✓	✓	✓	✓	✓	✓	✓	✓	✓	✓		✓	✓	✓	✓	✓	✓	✓	✓	✓	✓	✓	✓
	IW	✓	✓	✓	✓	✓	✓	✓	✓	✓	✓	✓	✓	✓	✓	✓	✓	✓	✓	✓	✓	✓	✓	✓	✓	✓	✓	✓	✓	✓	✓	✓	✓	✓	✓	✓	✓	✓	✓		✓	✓	✓	✓	✓	✓	✓	✓	✓	✓	✓
	LIGHT	✓	✓	✓	✓	✓	✓	✓	✓	✓	✓	✓	✓	✓	✓	✓	✓	✓	✓	✓	✓	✓	✓	✓	✓	✓	✓	✓	✓	✓	✓	✓	✓	✓	✓	✓	✓	✓	✓	✓		✓	✓	✓	✓	✓	✓	✓	✓	✓	✓
	RD	✓	✓	✓	✓	✓	✓	✓	✓	✓	✓	✓	✓	✓	✓	✓	✓	✓	✓	✓	✓	✓	✓	✓	✓	✓	✓	✓	✓	✓	✓	✓	✓	✓	✓	✓	✓	✓	✓	✓	✓		✓	✓	✓	✓	✓	✓	✓	✓	✓
	RH	✓	✓	✓	✓	✓	✓	✓	✓	✓	✓	✓	✓	✓	✓	✓	✓	✓	✓	✓	✓	✓	✓	✓	✓	✓	✓	✓	✓	✓	✓	✓	✓	✓	✓	✓	✓	✓	✓	✓	✓	✓		✓	✓	✓	✓	✓	✓	✓	✓
	ROSFLUT	✓	✓	✓	✓	✓	✓	✓	✓	✓	✓	✓	✓	✓	✓	✓	✓	✓	✓	✓	✓	✓	✓	✓	✓	✓	✓	✓	✓	✓	✓	✓	✓	✓	✓	✓	✓	✓	✓	✓	✓	✓	✓		✓	✓	✓	✓	✓	✓	✓
	RW	✓	✓	✓	✓	✓	✓	✓	✓	✓	✓	✓	✓		✓		✓	✓	✓	✓		✓	✓	✓	✓	✓	✓	✓	✓	✓	✓				✓		✓	✓	✓	✓		✓	✓	✓	✓	✓			✓				
	SBCADDY	✓	✓	✓		✓	✓					✓		✓		✓	✓	✓	✓				✓												✓			✓	✓				✓			✓							✓
	SBCADDYSM	✓	✓	✓		✓	✓					✓		✓		✓	✓	✓	✓				✓												✓			✓	✓			✓		✓								✓
	TD	✓	✓	✓	✓	✓	✓	✓	✓	✓	✓	✓	✓	✓		✓	✓	✓	✓	✓			✓	✓	✓	✓	✓	✓	✓	✓	✓		✓		✓	✓	✓	✓	✓	✓	✓	✓	✓	✓	✓	✓					✓	✓
	VLSO	✓	✓	✓		✓	✓	✓	✓				✓			✓	✓		✓				✓												✓			✓	✓				✓	✓								
	VWB	✓	✓	✓		✓	✓	✓	✓				✓			✓	✓		✓				✓												✓			✓	✓				✓	✓								
	WTCD	✓	✓	✓	✓	✓	✓	✓	✓	✓	✓	✓	✓	✓		✓	✓	✓		✓	✓	✓	✓	✓	✓							✓		✓		✓	✓	✓	✓			✓	✓	✓				✓	✓	✓	
	WTKCUP	✓	✓	✓		✓	✓	✓	✓		✓	✓	✓	✓		✓	✓	✓		✓	✓	✓	✓	✓	✓							✓		✓		✓	✓	✓				✓	✓	✓				✓	✓	✓	

Orders for cabinets with non-compatible modifications will not be processed.
Some exceptions may apply.
✓ Represents compatible modification and upgrade.

Finish Modifications

Band All Edges

Wall	Base	Tall	Filler	Panel	
N/A	N/A	N/A	0	0	per part

Specify BND.ALL (Band All Edges)

- Available on:
  - SHELFMI, SHELFNAT, 1/2NAT2S, 3/4NAT2S, 3/4VEN2S, and 1/2VEN2S. See filler and panel section for more detail.

Banding Location

N/A	N/A	N/A	N/A	0	per part

Specify BND.FRT (Band Front), BND.FRT.L (Band Front & Left), BND.FRT.R (Band Front & Right), BND.FRT.L.R (Band Front, Left & Right), BND.FRT.BK (Band Front & Back)

- Available on:
  - SHELFMI and SHELFNAT. See filler and panel section for more detail.

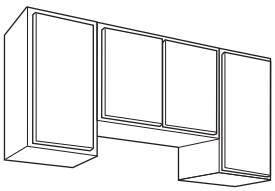

Finished Bottom

140	N/A	N/A	N/A	N/A	per cabinet

Specify PFINBTMB (Finished Bottom)

Wall cabinets can be ordered with this option, which provides an attractive uniform appearance for the bottom of a run of wall cabinets. Cabinets are prepared with pre-installed spacer blocks.

- The designer must order a 3/16VEN1S to fit the run of the cabinets which will need to be attached by the installer.
- The designer will need to add the correct number of panels required for all depths of Finished Bottom cabinets on the order.
- Additional blocking in field may be required when ordered in conjunction with BVR_ options.
- For use with Diagonal Wall & Diagonal Wall Peninsula Wall Cabinets, Wall Refrigerator Cabinets, and straight cabinet runs (different depths can be ordered in a cabinet run, but a different 3/16VEN1S will need to be ordered for each depth).
  - Finished Bottom Diagonal Wall Dimensions: 24″ W x 24″ D
  - Finished Bottom Diagonal Wall Peninsula Dimensions: 27″ W x 27″ D
  - Finished Bottom Wall Refrigerator Dimensions: 23 1/4″ W x 48″ D
  - Straight Cabinet Run Finished Bottom Dimensions: W (Cabinet Depth - 3/4″) x 96″ D
- Not available on:
  - Flush Toekick - Arch, Add Drawer, Flush Toekick - Style B, Flush Toekick - Style D, Flush Toekick - Style E, Flush Toekick - Style H, Flush Toekick - Style J, Flush Toekick - Style K, and Flush Toekick - Style L.



Finished Front, Left and Right Shown

Finished Edges

	N/A	N/A	N/A	0	0	per part
F.ALL	N/A	N/A	N/A	10%	10%	per part

Specify F.FRT (Finished Front), F.FRT.L (Finished Front and Left), F.FRT.R (Finished Front and Right), F.FRT.L.R (Finished Front, Left and Right), F.FRT.BK (Finished Front and Back), or F.ALL (Finished All Edges)

With this option, the finished edge selected on the order will be applied to the specified sides.

- Finished All Edges (F.ALL) is available on all mouldings but the two ends are not finished.
- Available on:
  - 3/4SOLID and SHELFSLD material. See page Q•22.



Finished Ends

95	155	395	N/A	N/A	per end

Specify FL (Finished End Left) or FR (Finished End Right)

Finished Ends should be specified on any cabinet end that will be exposed after installation.

- Finished Ends standard on:
  - Authentic End, Flush Panel End, Car Siding Flush Panel End, or Face Frame and Door on End.

Finish Modifications (cont'd)

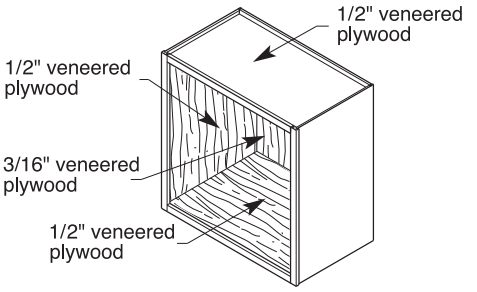

	Wall	Base	Tall	Filler	Panel	
	25%	25%	25%	N/A	N/A	per cabinet

Matching Interior

Specify MIP (Matching Interior)

With this option, the cabinet interior is stained to match the exterior of the cabinet. The cabinet shelf, top and bottom exteriors are also stained to match with this option.

- Pull-out options such as drawer boxes, roll trays, swing-outs, etc., remain in the Natural wood color.
- On all cabinets with a white painted finish, Matching Interior (MIP) option must be used if white interior finish is desired.
- When a decorative door option is chosen in 20/20, Matching Interior Plywood (MIP) is a preselected option. If MIP is not desired, it can be deselected by choosing NOTMIP.
- Cabinets ordered with matching interiors feature 3/4″ wood veneered shelves.
- See individual cabinets for details.



Profiled and Finished Front, Left and Right Shown

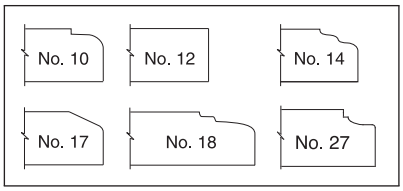

	N/A	N/A	N/A	0	0	per part
PRO.ALL	N/A	N/A	N/A	15%	15%	per part

Profiled and Finished Edges

Specify PRO.FRT (Profiled and Finished Front), PRO.FRT.L (Profiled and Finished Front and Left), PRO.FRT.R (Profiled and Finished Front and Right), PRO.FRT.BK (Profiled and Finished Front and Back), PRO.FRT.L.R (Profiled and Finished Front, Left and Right), PRO.FRT.L.BK (Profiled and Finished Front, Left and Back), PRO.FRT.R.BK (Profiled and Finished Front, Right and Back), PRO.L.R (Profiled and Finished Left and Right), or PRO.ALL (Profiled and Finished All Edges)

With this option, finish will match the finish selected on the order. This will be applied to the specified sides.

- Material must follow specifications below to be available with this option:
  - Minimum length: 3″, maximum length: 96″.
  - Minimum width: 1 1/2″, maximum width: 23 3/4″.
  - Edge profile will match door profile selected (#10, #12, #14, #17, #18, #27).
- Available on:
  - 3/4SOLID, SHELFSLD, Hearth Shelf and Straight Valance.

Door and Drawer Front Modifications

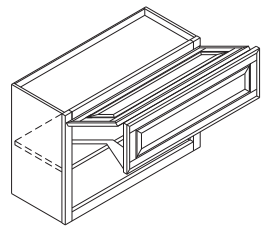

	Wall	Base	Tall	Filler	Panel	
	3265	3265	3265	N/A	N/A	per cabinet

Automatic Opening Mechanism for Lift Up System

Specify AOMD (Automatic Opening Mechanism for Lift Up Systems)

A light touch on the front using your hand or elbow is all that's required to open doors with Automatic Opening Mechanism.

- AOMD available on the following:
  - WTH_BF, WTH_15SL, WTH_18SL, WTH_21SL, WTH_24SL, WVL, STWAG, and DW_AG.
- Automatic Opening Mechanism is not available on WVL, STWAG and DW_AG units when used with the following door styles:
  - Brennan, Garrett, Kirkwood, Lorrina, Pleasant Hill, Shaydon, and Vaughn.
- See page S•13 for Automatic Opening Mechanism accessories and parts.

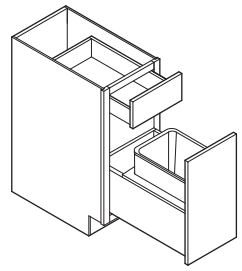

	N/A	2245	N/A	N/A	N/A	per cabinet

Automatic Opening Mechanism for Wastebaskets

Specify AOMBWB (Automatic Opening Mechanism for Wastebaskets)

A light touch on the front using your hand or knee is all that's required to open doors with Automatic Opening Mechanism.

- AOMBWB available on the following:
  - BWB15, BWB18, BWB21, BWB24, BWB15BB, BWB18BB, BWB21BB, BWB24BB, BWB18CHGDRW, BWB15FH, BWB18FH, BWB21FH, BWB24FH, BWB18KCUP, BWB15WTCD, BWB18WTCD, BWB21WTCD, BWB24WTCD.
- See page S•13 for Automatic Opening Mechanism accessories and parts.

Door and Drawer Front Modifications (cont'd)

Wall	Base	Tall	Filler	Panel	
60	60	60	N/A	N/A	per drawer



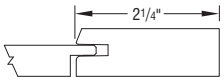

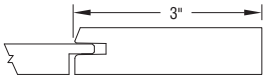

Huxley



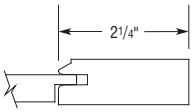

Shaydon

Drawer Front Flat 5-piece

Specify DFF5PC (Drawer Front Flat 5-piece)

Drawer Front Flat 5-piece (DFF5PC) includes a 5-piece flat panel drawer.

- Under Counter Drawers and Keyboard Trays will be slab.
- Drawer fronts smaller than 5 3/4″ high will have slab front.
- Available on:
  - Most cabinets with drawers featuring Huxley and Shaydon.

60	60	60	N/A	N/A	per drawer



Drawer Front Flat 5-piece with Slab Top

Specify DFF5PCSLBT (Drawer Front Flat 5-piece, Slab Top)

Drawer Front Flat 5-piece with Slab Top includes a 5-piece flat panel drawer front, with the exception of the top front of base and vanity cabinets when the opening is 5″ or 4 1/4″, which will remain slab. Talls with drawer fronts at base/vanity height level will maintain the slab drawer front also, example UI_____. Drawer fronts smaller than 5 3/4″ high will have slab front which includes Under Counter Drawers and Keyboard Trays.

- Available on:
  - Huxley and Shaydon.
- Not available on:
  - Add Drawer modification, W__364 models, and VWR1536.

60	60	60	N/A	N/A	per drawer



Drawer Front Flat 5-piece Inset

Specify DFF5PCINS (Drawer Front Flat 5-piece Inset)

Drawer Front Flat 5-piece Inset (DFF5PCINS) includes a 5-piece flat panel drawer. Changes drawer fronts on openings 6″ high and greater from a slab front to a 5-piece flat panel drawer front.

- Drawer fronts on openings less than 6″ high will remain a slab front. For example, only the bottom drawer front will change to a 5-piece flat panel front on a four drawer 4DB. On a 3DB, the middle and bottom will change to a 5-piece flat panel front.
- Available on:
  - Most cabinets with drawers featuring Brennan Beaded Inset, Brennan Inset, Shaydon Beaded Inset, Shaydon Inset, Tanner Beaded Inset, Tanner Inset, Vaughn Beaded Inset, and Vaughn Inset.

Door and Drawer Front Modifications (cont'd)



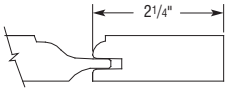

Drawer Side Rail / Center Panel Detail – Used on Top/Bottom Rail, when Drawer Front is over 6 3/4" High

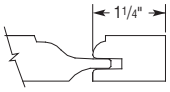

Drawer Top / Bottom Rail / Center Panel Detail – Used on 6 3/4" High and Less Drawer Fronts

Wall	Base	Tall	Filler	Panel	
60	60	60	N/A	N/A	per drawer

Drawer Front Raised 5-piece

Specify DFR5PC (Drawer Front Raised 5-piece)

Drawer Front Raised 5-piece (DFR5PC) includes a 5-piece double raised center panel drawer.

- End rails are 2 1/4" and crossrails are 1 1/4" (finished width). This rule will apply on all 4 1/4" and 5" high drawer openings.
- Any drawer openings larger than 5" high will utilize 2 1/4" end rails and crossrails.
- Under Counter Drawers, Drop Fronts (excluding Tilt-out Trays), and Keyboard Trays will be slab.
- Drawer fronts smaller than 5 3/4" high will have slab front.
- Available on:
  - Shaydon.

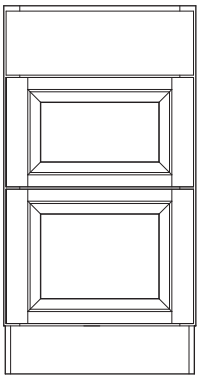

Wall	Base	Tall	Filler	Panel	
60	60	60	N/A	N/A	per drawer

Drawer Front Raised 5-piece with Slab Top

Specify DFR5PCSLBT (Drawer Front Raised 5-piece, Slab Top)

Drawer Front Raised 5-piece with Slab Top includes a 5-piece double raised center panel drawer front, with the exception of the top front of base and vanity cabinets when the opening is 5" or 4 1/4", which will remain slab. Talls with drawer fronts at base/vanity height level will maintain the slab drawer front also, example UI_____. End rails are 2 1/4" and crossrails are 1 1/4" (finished width). This rule will apply on all 4 1/4" and 5" high drawer openings, with the exception of top fronts. Any drawer openings larger than 5" high will utilize 2 1/4" end rails and crossrails. Drawer fronts smaller than 5 3/4" high will have slab front which includes Under Counter Drawers and Keyboard Trays.

- Available on:
  - Shaydon.
- Not available on:
  - Add Drawer modification, W__364 models, and VWR1536.



Wall	Base	Tall	Filler	Panel	
60	60	60	N/A	N/A	per drawer

Drawer Front Raised 5-piece Inset

Specify DFR5PCINS (Drawer Front Raised 5-piece Inset)

Drawer Front Raised 5-piece Inset (DFR5PCINS) includes a 5-piece double raised panel drawer. Changes drawer fronts on openings 6" high and greater from a slab front to a 5-piece raised panel drawer front.

- Drawer fronts on openings less than 6" high will remain a slab front. For example, only the bottom drawer front will change to a 5-piece raised panel front on a four drawer 4DB. On a 3DB, the middle and bottom will change to a 5-piece raised panel front.
- Available on:
  - Most cabinets with drawers featuring Delaney Beaded Inset, Delaney Inset, Shaydon Beaded Inset and Shaydon Inset.

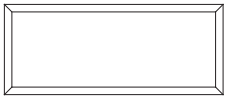

Wall	Base	Tall	Filler	Panel	
0	0	0	N/A	N/A	per drawer

Drawer Front Slab

Specify DFSLB (Drawer Front Slab)

Drawer Front Slab (DFSLB) includes a solid slab drawer front.

- Available on:
  - Brennan, Delaney, Denton, Garrett, Garrett Beaded Inset, Garrett Inset, Kennedy, Kirkwood, Kirkwood Beaded Inset, Kirkwood Inset, Lorrina, Lorrina Beaded Inset, Lorrina Inset, Pleasant Hill, Pleasant Hill Beaded Inset, Pleasant Hill Inset, Tanner, and Vaughn.

Door and Drawer Front Modifications (cont'd)



Drawer Front Slab Top

Wall	Base	Tall	Filler	Panel	
0	0	0	N/A	N/A	per drawer

Specify DFSLBT (Drawer Front Slab Top)

Drawer Front Slab Top (DFSLBT) includes a solid slab drawer front on the top front of base and vanity cabinets when the opening is 5" or 4 1/4". Talls with drawer fronts at base/vanity height level will also be changed to slab, example UI____.

- Available on:
  - Brennan, Delaney, Denton, Garrett, Garrett Beaded Inset, Garrett Inset, Kennedy, Kirkwood, Kirkwood Beaded Inset, Kirkwood Inset, Lorrina, Lorrina Beaded Inset, Lorrina Inset, Pleasant Hill, Pleasant Hill Beaded Inset, Pleasant Hill Inset, Tanner, and Vaughn.
- Not available on:
  - Add Drawer modification, W__364 models, and VWR1536.

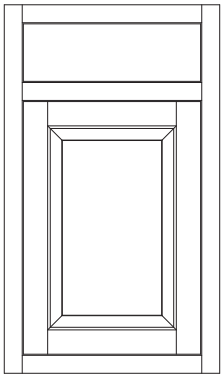

Shaydon Inset

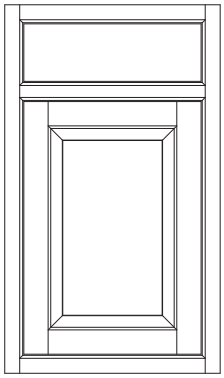

Shaydon Beaded Inset

Inset & Beaded Inset Doors

Wall	Base	Tall	Filler	Panel	
15%	15%	15%	N/A	N/A	per cabinet

Specify NOBEAD (Inset Door Styles) or BEADED (Beaded Inset Door Styles)

With this option, the door style selected will follow the Inset and Beaded Inset style requirements.

- Wall Cabinets are a standard 13" deep.
- Standard hinge is a 6-way adjustable Smart Stop concealed hinge. Finial hinges (IFAB, IFBN, IFMB, IFORB) are available at no additional charge, see modification for details.
- Not available on Inset and Beaded Inset:
  - Authentic Ends (AUTHL, AUTHR, AUTHB), Drawer Front Flat 5-piece (DFF5PC), Drawer Front Raised 5-piece (DFR5PC), Extended Stile w/Overlay (EXLOL, EXROL), Face Frame and Door on End (FFD), Integral Ends (INTGEL, INTGER), Modified Full Overlay (MFO), and Wood Tops for Angled End Base Cabinets (WTOPBAC, WTOPBEC).
- Not available on Beaded Inset:
  - Top Valance Rail - Arch (TVRAV), Top Valance Rail - Style B (TVRB), Top Valance Rail - Style D (TVRD), Top Valance Rail - Style E (TVRE), Top Valance Rail - Style H (TVRH), Top Valance Rail - Style J (TVRJ), Top Valance Rail - Style K (TVRK), and Top Valance Rail - Style L (TVRL).
- Available styles include:
  - Brennan, Delaney, Garrett, Kirkwood, Lorrina, Pleasant Hill, Prestley, Shaydon, Tanner, and Vaughn. These styles are featured under the Door Style section. Please see pages D•12-D•18 for more details.
- See individual cabinets for availability.

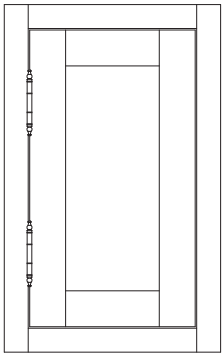

Inset Finial Hinges

Wall	Base	Tall	Filler	Panel	
0	0	0	N/A	N/A	per hinge

Specify IFAB (Inset Finial Hinge - Antique Brass), IFBN (Inset Finial Hinge - Brushed Nickel), IFMB (Inset Finial Hinge - Matte Black), or IFORB (Inset Finial Hinge - Oil Rubbed Bronze)

With this option, finial hinges will be attached to the door.

- Special placement of finial hinges is not available.
- Hinge will not feature Smart Stop.
- 180 degree hinge.
- Four way adjustable hinge (left, right, up and down).
- Available on:
  - Inset and Beaded Inset door styles with #12 profile only.
- Not available on:
  - Aluminum Frame Doors and Inset Panel Ends.

Door and Drawer Front Modifications (cont'd)

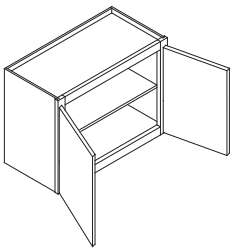

Modified Full Overlay

Wall	Base	Tall	Filler	Panel	
0	N/A	0	N/A	N/A	per cabinet

Specify MFO (Modified Full Overlay)

Full Overlay Cabinets can be ordered with a modified full overlay. Modified Full Overlay will reduce the size of the top door by 13/16″ allowing for a reveal of 1 1/32″.

- When Modified Full Overlay is specified it will be applied to all Wall and Tall cabinets on order.
- When ordering two wall cabinets that will be field stacked, both cabinets will come with Modified Full Overlay unless otherwise specified.
- Modified Full Overlay adjustment will not occur on Wall Cabinets with Add Toekick modification.
- When Integral Ends are ordered in conjunction with Modified Full Overlay, the cross rail will not increase to match the change in reveal.
- When Fluting modifications are selected in conjunction with Modified Full Overlay, the Fluting dimensions do not change.
- When Transom modification is selected in conjunction with Modified Full Overlay, the bottom section of door will decrease in height by 13/16″.
- Available on:
  - Most wall and tall cabinets, see individual cabinets for availability.
- Not available on:
  - Aluminum Frame Doors, Inset Doors, Beaded Inset Doors, Inset Finial Hinges, and Inset Panel Ends.

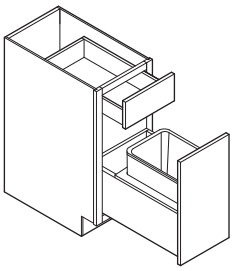

Push-to-Open Wastebasket

N/A	525	N/A	N/A	N/A	per cabinet

Specify PTOWB (Push-to-Open Wastebasket)

- Available on:
  - BWB15, BWB18, BWB21, BWB15BB, BWB18BB, BWB21BB, BWB18CHGDRW, BWB15FH, BWB18FH, BWB21FH, BWB15FHKIT, BWB18FHKIT, BWB21FHKIT, BWB18KCUP, BWB15KIT, BWB18KIT, BWB21KIT, BWB15WTCD, BWB18WTCD, BWB21WTCD.
- Changes the guide mechanism on wastebasket pull-outs to a mechanical push to open guide with Smart Stop.
- Available on 24″ deep cabinets only.
- Does not change other drawer guides on the cabinet.

Single Panel Tall Door NEW

N/A	N/A	0	N/A	N/A	per door

Specify SGLPN (Single Panel Tall Door)

Single Panel Tall Door modification is available on most tall cabinets with 58 1/2″ opening heights.

- This modification will allow doors with a 58 1/2″ opening height to consist of a single center panel rather than the standard 2 equally sized center panels divided by a horizontal rail.
- When used in conjunction with Face Frame and Door on End, Inset Panel Ends, and Authentic Flush End modifications, the SGLPN logic will be applied by changing the tall door to a single center panel.
- Door styles not available include: Prestley.

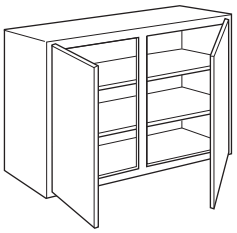

Split Doors

0	0	0	N/A	N/A	per cabinet

Specify SPLITDR, SPLITDR.LL (Split Doors Left-Hinged), SPLITDR.RR (Split Doors Right-Hinged), SPLITDR.P (Split Doors - Peninsula), SPLITDR.LL.P (Split Doors Left - Hinged - Peninsula), or SPLITDR.RR.P (Split Doors Right - Hinged - Peninsula)

Butt Doors are standard on double door cabinets 24″ to 39″ wide. If a center face frame mullion is desired, specify the Split Doors option. If the unit includes a drawer, the drawer is one wide drawer unless the Split Drawers option is selected.

- Not available on:
  - Top Valance Rail.

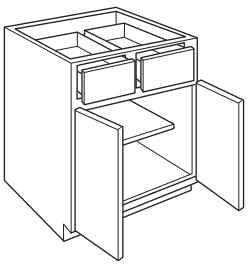

Split Drawers

N/A	0	0	N/A	N/A	per cabinet

Specify SPLITDRWS (Split Drawers)

When a unit includes a drawer, one wide drawer configuration is standard. If two small, side-by-side drawers are desired, specify the Split Drawers option.

- Split Drawer front widths will not be aligned with the doors unless the Split Doors option is specified.
- When Split Drawers are specified on a drawer base, only the top drawer will be split.
- Minimum cabinet width is 24″. Maximum cabinet width is 39″.

Specialty Door Modifications



Aluminum Door

Wall	Base	Tall	Filler	Panel
see Specialty Doors for details				

Specify AF003 (Aluminum Frame profile 003), AF006 (Aluminum Frame profile 006), or AF007 (Aluminum Frame profile 007)
Specify Finish NA (Natural Aluminum), S (Brushed Stainless), RB (Rubbed Bronze), W (White), or B (Black)
Specify Insert, see page H•17 for selections.

Cabinets can be ordered with Aluminum Frame doors with insert.

- Must specify Matching Interior if desired. When a decorative door option is chosen in 20/20, Matching Interior Plywood (MIP) is a preselected option. If MIP is not desired, it can be deselected by choosing NOTMIP.
- Limited cabinet availability.
- Face Frame and Door on End option will always match the face.
- See Specialty doors for availability.

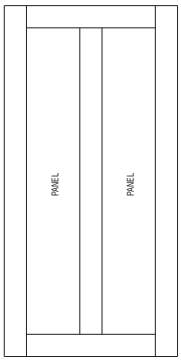

CCP
(Two Center Panels)

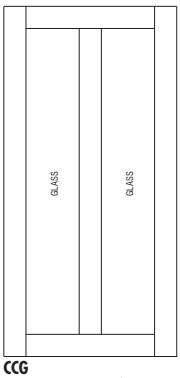

CCG
(Two sections Cut-for-glass)

Craftsman Door

Wall	Base	Tall	Filler	Panel
see Specialty Doors for details				

Specify CCP (Two center panels), CCG (Two sections Cut-for-glass), CCG.TOP (Two sections Cut-for-glass - Top Door), CCG.BTM (Two sections Cut-for-glass - Bottom Door), CCG.P (Two sections Cut-for-glass - Peninsula), CCP.TOP (Two center panels - Top Door), CCP.BTM (Two center panels - Bottom Door), or CCP.P (Two center panels - Peninsula).

Cabinets can be ordered with Craftsman Door.

- Both sections will be equal size.
- Doors sections will be split with a vertical center door mullion.
- Due to the width and height size limitations for Craftsman Doors, the Authentic Flush End modification may not match the Craftsman Door configuration specified. The door configuration for Authentic Flush End modification will be the CCP option when achievable (Cut-for-glass is not available), otherwise the door configuration will match the door style of the order. Refer to page H•9 for minimum width and height by style.
- Due to the width and height size limitations for Craftsman Doors, the Face Frame and Door on End modification may not match the Craftsman Door configuration specified. The door configuration for Face Frame and Door on End modification will match the Craftsman option chosen when achievable, otherwise the door configuration will match the door style of the order. Refer to page H•9 for minimum width and height by style.
- If Craftsman option is selected in conjunction with IPEL or IPER option, the Inset Panel End doors will NOT match the front doors on the cabinet. They will remain standard doors on the Inset Panel End side.
- If Craftsman option is selected in conjunction with INTGEL or INTGER option, the INTEGRAL doors will NOT match the front doors on the cabinet. They will remain standard doors on the integral side.
- Glass is not included. When ordering glass, two equal sizes of glass will be required. Art Glass not available.
- Craftsman modification is available on Wall cabinets only.
- See Specialty doors for availability.
- When a decorative door option is chosen in 20/20 for CCG, Matching Interior Plywood (MIP) is a preselected option. If MIP is not desired, it can be deselected by choosing NOTMIP.

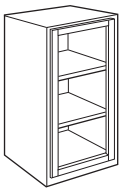

Cut-for-glass

Wall	Base	Tall	Filler	Panel	
0	0	0	N/A	N/A	per door

Specify CG (Cut-for-glass), CG.TOP (Cut-for-glass Top), CG.MID (Cut-for-glass Middle), CG.BTM (Cut-for-glass Bottom), or CG.P (Cut-for-glass Peninsula)

Cabinets can be ordered with doors routed to accept glass inserts. Clips to attach glass are included.

- Doors more than 54" tall have two panels routed for glass, divided by a horizontal mullion.
- Glass is not included.
- Must specify Matching Interior if desired. When a decorative door option is chosen in 20/20, Matching Interior Plywood (MIP) is a preselected option. If MIP is not desired, it can be deselected by choosing NOTMIP.
- Not available on:
  - Cabinets with bifold doors.

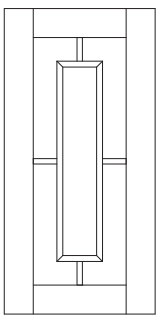

Gallery Mullion Door

Wall	Base	Tall	Filler	Panel
see Specialty Doors for details				

Specify GAMD (Gallery Mullion Door) door location, GAMD.TOP (top door), GAMD.MID (middle door), GAMD.BTM (bottom door), or GAMD.P (peninsula door)

With this option, doors will feature a mullion cut-out. Clips to attach glass are included. All doors feature a square door style.

- Must specify Matching Interior if desired. When a decorative door option is chosen in 20/20, Matching Interior Plywood (MIP) is a preselected option. If MIP is not desired, it can be deselected by choosing NOTMIP.
- Glass is not included.
- See Specialty doors for availability.

Specialty Door Modifications (cont'd)

Wall Base Tall Filler Panel

see Specialty Doors for details

Horizon Door

Specify HCP (Three equal panels), HCG (Three equal sections Cut-for-glass), HCGCP (Three equal sections. Top section is Cut-for-glass. Bottom two sections have panels), HCG.TOP (Three equal sections Cut-for-glass - Top Door), HCG.BTM (Three equal sections Cut-for-glass - Bottom Door), HCG.P (Three equal sections Cut-for-glass - Peninsula), HCGCP.TOP (Three equal sections. Top section is Cut-for-glass. Bottom two sections have panels - Top Door), HCGCP.BTM (Three equal sections. Top section is Cut-for-glass. Bottom two sections have panels - Bottom Door), HCGCP.P (Three equal sections. Top section is Cut-for-glass. Bottom two sections have panels - Peninsula), HCP.TOP (Three equal panels - Top Door), HCP.BTM (Three equal panels - Bottom Door), or HCP.P (Three equal panels - Peninsula).

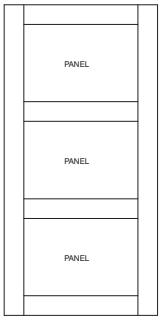

HCP
(Center panels)

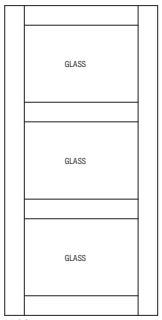

HCG
(Cut-for-glass)



HCGCP
(Cut-for-glass top and center panels)

Cabinets can be ordered with Horizon Door.

- All three sections will be equal size.
- Due to the width and height size limitations for Horizon Doors, the Authentic Flush End modification may not match the Horizon Door configuration specified. The door configuration for Authentic Flush End modification will be the HCP option when achievable (Cut-for-glass is not available), otherwise the door configuration will match the door style of the order. Refer to page H•10 for minimum width and height by style.
- Due to the width and height size limitations for Horizon Doors, the Face Frame and Door on End modification may not match the Horizon Door configuration specified. The door configuration for Face Frame and Door on End modification will match the Horizon option chosen when achievable, otherwise the door configuration will match the door style of the order. Refer to page H•10 for minimum width and height by style.
- If Horizon option is selected in conjunction with IPEL or IPER option, the Inset Panel End doors will NOT match the front doors on the cabinet. They will remain standard doors on the Inset Panel End side.
- If Horizon option is selected in conjunction with INTGEL or INTGER option, the INTEGRAL doors will NOT match the front doors on the cabinet. They will remain standard doors on the integral side.
- When Modified Full Overlay modification is selected in conjunction with Horizon, the three sections will remain equal.
- Glass is not included. When ordering glass, three equal sizes of glass will be required. Art Glass not available.
- Horizon modification is available on Wall cabinets only.
- See Specialty doors for availability.
- When a decorative door option is chosen in 20/20 for HCG or HCGCP, Matching Interior Plywood (MIP) is a preselected option. If MIP is not desired, it can be deselected by choosing NOTMIP.

see Specialty Doors for details

Mission Door

Specify MCP (Three center panels), MCG (Three sections Cut-for-glass), MCGCP (Three sections. Top section is Cut-for-glass. Bottom two sections have panels), MCG.TOP (Three sections Cut-for-glass - Top Door), MCG.BTM (Three sections Cut-for-glass - Bottom Door), MCG.P (Three sections Cut-for-glass - Peninsula), MCGCP.TOP (Three sections. Top section is Cut-for-glass. Bottom two sections have panels - Top Door), MCGCP.BTM (Three sections Cut-for-glass. Top section is Cut-for-glass. Bottom two sections have panels - Bottom Door), MCGCP.P (Three sections Cut-for-glass. Top section is Cut-for-glass. Bottom two sections have panels - Peninsula), MCP.TOP (Three center panels - Top Door), MCP.BTM (Three center panels - Bottom Door), or MCP.P (Three center panels - Peninsula).

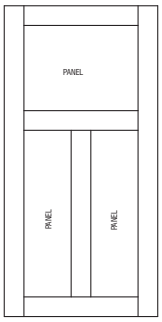

MCP
(Center panels)

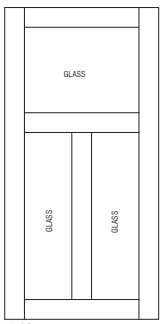

MCG
(Cut-for-glass)

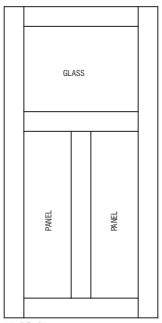

MCGCP
(Cut-for-glass top and center panels)

Cabinets can be ordered with Mission Door.

- The upper section of the door will always have a 12" tall section, which includes the width of the upper crossrails and the upper opening.
- Due to the width and height size limitations for Mission Doors, the Authentic Flush End modification may not match the Mission Door configuration specified. The door configuration for Authentic Flush End modification will be the MCP option when achievable (Cut-for-glass is not available), otherwise the door configuration will match the door style of the order. Refer to page H•12 for minimum width and height by style.
- Due to the width and height size limitations for Mission Doors, the Face Frame and Door on End modification may not match the Mission Door configuration specified. The door configuration for Face Frame and Door on End modification will match the Mission option chosen when achievable, otherwise the door configuration will match the door style of the order. Refer to page H•12 for minimum width and height by style.
- If Mission option is selected in conjunction with IPEL or IPER option, the Inset Panel End doors will NOT match the front doors on the cabinet. They will remain standard doors on the Inset Panel End side.
- If Mission option is selected in conjunction with INTGEL or INTGER option, the INTEGRAL doors will NOT match the front doors on the cabinet. They will remain standard doors on the integral side.
- Glass is not included. When ordering glass, three separate pieces of glass in two sizes will be required. Art Glass not available.
- Mission modification is available on Wall cabinets only.
- See Specialty doors for availability.
- When a decorative door option is chosen in 20/20 for MCG or MCGCP, Matching Interior Plywood (MIP) is a preselected option. If MIP is not desired, it can be deselected by choosing NOTMIP.

Specialty Door Modifications (cont'd)



Mullion Doors

Wall	Base	Tall	Filler	Panel
see Specialty Doors for details				

Specify MD (Mullion Door), MD.TOP (Mullion Door Top), MD.MID (Mullion Door Middle), MD.BTM (Mullion Door Bottom), or MD.P (Mullion Door Peninsula)

With this option, doors will feature a mullion cut-out. Clips to attach glass are included. See the Specialty Doors section for style availability and complete ordering information and size limitations.

- Must specify Matching Interior if desired. When a decorative door option is chosen in 20/20, Matching Interior Plywood (MIP) is a preselected option. If MIP is not desired, it can be deselected by choosing NOTMIP.
- Glass is not included.
- Not available on:
  - Brennan, Brennan Beaded Inset, Brennan Inset, Delaney, Delaney Beaded Inset, Delaney Inset, Kennedy, Lorrina, Lorrina Beaded Inset, Lorrina Inset, Prestley, Prestley Beaded Inset, Prestley Inset, Tanner, Tanner Beaded Inset, Tanner Inset, Vaughn Beaded Inset, and Vaughn Inset.
  - Cabinets with bifold doors, 9″ wide cabinets and cabinets less than 15″ high or taller than 48″ high.



No Hinge Cut

Wall	Base	Tall	Filler	Panel	
0	0	0	N/A	N/A	per door

Specify NHC (No Hinge Cut)

- Available on:
  - DOORONLY.



Prairie Mullion Doors

Wall	Base	Tall	Filler	Panel
see Specialty Doors for details				

Specify PRMD (Prairie Mullion Door), PRMD.TOP (Prairie Mullion Door Top), PRMD.MID (Prairie Mullion Door Middle), PRMD.BTM (Prairie Mullion Door Bottom), or PRMD.P (Prairie Mullion Door Peninsula)

With this option, door will feature a prairie mullion cut-out. Clips to attach glass are included. All doors feature a square door style.

- Must specify Matching Interior if desired. When a decorative door option is chosen in 20/20, Matching Interior Plywood (MIP) is a preselected option. If MIP is not desired, it can be deselected by choosing NOTMIP.
- Glass is not included.
- Not available on:
  - Brennan, Brennan Beaded Inset, Brennan Inset, Delaney, Delaney Beaded Inset, Delaney Inset, Kennedy, Lorrina, Lorrina Beaded Inset, Lorrina Inset, Prestley, Prestley Beaded Inset, Prestley Inset, Tanner, Tanner Beaded Inset, Tanner Inset, Vaughn Beaded Inset, and Vaughn Inset.
  - Cabinets with bifold doors, 12″ wide and 24″ wide two door cabinets.



Shaker Mullion Door

Wall	Base	Tall	Filler	Panel
see Specialty Doors for details				

Specify SHMD (Shaker Mullion Door) door location, SHMD.TOP (top door), SHMD.MID (middle door), SHMD.BTM (bottom door), or SHMD.P (peninsula door)

With this option, doors will feature a mullion cut-out. Clips to attach glass are included. All doors feature a square door style.

- Must specify Matching Interior if desired. When a decorative door option is chosen in 20/20, Matching Interior Plywood (MIP) is a preselected option. If MIP is not desired, it can be deselected by choosing NOTMIP.
- Glass is not included.
- See Specialty doors for availability.

Specialty Door Modifications (cont'd)

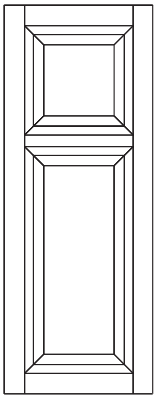

TCP (Transom with both sections Center Panel)

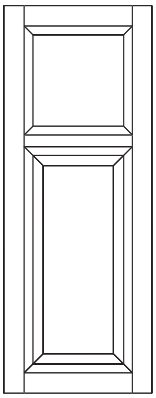

TCG (Transom with Top Cut-for-glass and Bottom Center Panel)

Transom Doors

	Wall	Base	Tall	Filler	Panel	
TCP	140	N/A	N/A	N/A	N/A	per door
TCG	140	N/A	N/A	N/A	N/A	per door

Specify TCP (Transom with both sections Center Panels),
TCG (Transom with Top Cut-for-glass and Bottom Center Panel),
TCPCG (Transom with Top Center Panel and Bottom Cut-for-glass),
TCGCG (Transom with both sections Cut-for-glass),
TCP.TOP (Transom with both sections Center Panels - Top Door),
TCG.TOP (Transom with Top Cut-for-glass and Bottom Center Panel - Top Door),
TCPCG.TOP (Transom with Top Center Panel and Bottom Cut-for-glass - Top Door),
TCGCG.TOP (Transom with both sections Cut-for-glass - Top Door),
TCP.P (Transom with both sections Center Panels - Peninsula),
TCG.P (Transom with Top Cut-for-glass and Bottom Center Panel - Peninsula),
TCPCG.P (Transom with Top Center Panel and Bottom Cut-for-glass - Peninsula), or
TCGCG.P (Transom with both sections Cut-for-glass - Peninsula)

Cabinets can be ordered with Transom Doors. Clips to attach glass are included.

- The upper section of the door will always have a 12″ tall section, which includes the width of the upper crossrails and the upper opening.
- Authentic End will always be Transom with both sections Center Panel.
- Face Frame and Door on End option will always match the face.
- Center panel standard on lower section. Cut-for-glass Door option available on lower section.
- When Modified Full Overlay modification is selected in conjunction with Transom, the bottom section of door will decrease in height by 1 inch.
- Glass is not included.
- Available on:
  - Delaney, Denton, Garrett, Huxley, Kirkwood, Pleasant Hill, and Tanner.
  - 36″, 39″, 42″, 45″ and 48″ high doors.
- Transom with Top for Glass and Bottom Center Panel (TCG) not available on:
  - Corner Walls and Wall Message Centers.
- Transom Doors are not available on stacked wall units.
- When a decorative door option is chosen in 20/20 for TCG, TCPCG or TCGCG, Matching Interior Plywood (MIP) is a preselected option. If MIP is not desired, it can be deselected by choosing NOTMIP.

Cabinet Box Frame Modifications

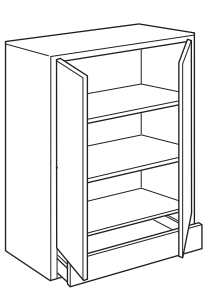

ADRW

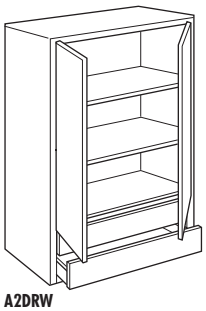

A2DRW

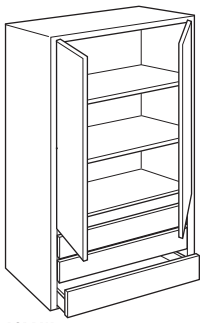

A3DRW

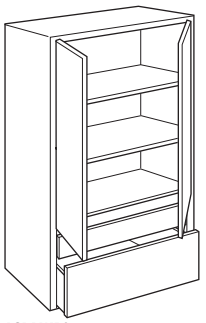

A2DRW18

Add Drawer Below Wall Unit

	Wall	Base	Tall	Filler	Panel	
1 Drawer	280	N/A	N/A	N/A	N/A	per cabinet
2 Drawers	540	N/A	N/A	N/A	N/A	per cabinet
3 Drawers	820	N/A	N/A	N/A	N/A	per cabinet

Specify ADRW (Add One Drawer Below Wall Unit, increases height by 6″), A2DRW (Add Two Drawers below Wall Unit, increases height by 12″), A3DRW (Add Three Drawers below Wall Unit, increases height by 18″), or A2DRW18 (Add Two Drawers below Wall Unit, increases height by 18″)

Most wall cabinets can have full width drawer(s) added below a wall unit. With this option the overall height of the cabinet increases.

- ADRW adds one full width drawer below wall unit, 4 1/4″ drawer opening height. The height increases by 6″. The maximum cabinet height is 60″ before drawers are added. Maximum overall cabinet height is 66″.
- A2DRW adds two full width drawers below wall unit, both at 4 1/4″ drawer opening heights. The height increases by 12″. The maximum cabinet height is 54″ before drawers are added. Maximum overall cabinet height is 66″.
- A3DRW adds three full width drawers below wall unit, all at 4 1/4″ drawer opening heights. The height increases by 18″. The maximum cabinet height is 48″ before drawers are added. Maximum overall cabinet height is 66″.
- A2DRW18 adds one full width drawer with a 4 1/4″ drawer opening height and one full width drawer with a 10 1/4″ drawer opening height. The height increases by 18″. The maximum cabinet height is 48″ before drawers are added. Maximum overall cabinet height is 66″.
- Maximum cabinet width is 48″.
- Inset and Beaded Inset will feature a slab drawer front on the 4 1/4″ opening heights with this option.
- Increased or Reduced Depth available in 1/4″ increments from 12″ to 24″.
- Not available on:
  - Peninsula cabinets or in conjunction with Finished Bottom.

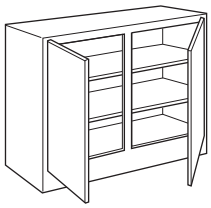

Bottom Valance Rail

165	N/A	N/A	25%	25%	per cabinet

Specify BVR (Bottom Valance Rail)___ and fill in the added height dimension required

The standard 1 1/2″ bottom rail on wall cabinets can be increased in 1/4″ increments up to an additional 3 1/2″.

- Ends and back are extended down with the frame. If desired, field modification is possible.
- The overall height of the cabinet increases by the amount of Bottom Valance Rail specified.
- When Finished Bottom option is selected, additional blocking in field may be required.
- When Bottom Valance Rail is specified in conjunction with Integral Ends, the cross rails on the End Panel will not increase to match the extension.

Cabinet Box Frame Modifications (cont'd)

Cabinet Box Only

Wall	Base	Tall	Filler	Panel	
-15%	-15%	-15%	N/A	N/A	per cabinet

Specify CBO (Cabinet Box Only)

With this option, the doors and/or drawer fronts are removed (no hinge drilling on face frame).

- Complete drawer box and any interior components remain in cabinet.
- Contact Customer Service for more details.

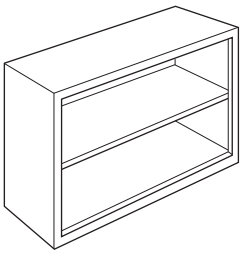

Cabinets less doors - Wall

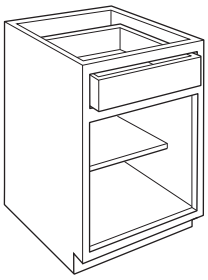

Cabinets less doors and drawers fronts - Base and Vanity



Cabinet less doors - Tall

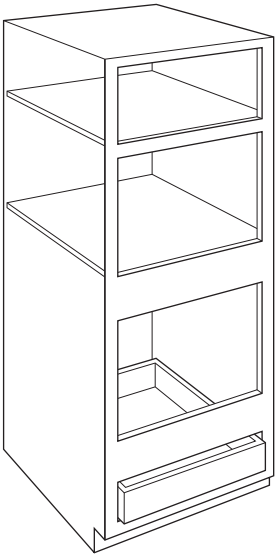

Cabinet less doors and drawer fronts - Tall

Cabinet Case Only

-15%	-15%	-15%	N/A	N/A	per cabinet

Specify CCO (Cabinet Case Only)

With this option, the doors (no hinge drilling on face frame), drawer fronts, hardware and interior components are removed.

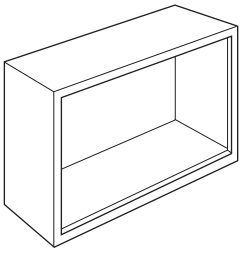

Cabinet case only - Wall

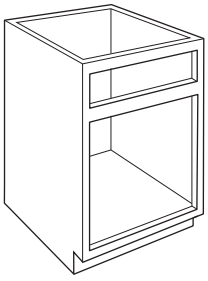

Cabinet case only - Base and Vanity



Cabinet case only - Tall

Cabinet Box Frame Modifications (cont'd)

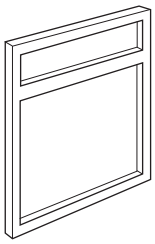

Cabinet Frame Only

Wall	Base	Tall	Filler	Panel	
-75%	-75%	-75%	N/A	N/A	per cabinet

Specify CFRMO (Cabinet Frame Only)

With this option, the cabinet, doors, hinges, drawers, and drawer fronts are removed.



Cabinet Front Only

-25%	-25%	-25%	N/A	N/A	per cabinet

Specify CFNTO (Cabinet Front Only)

The top and bottom edges of the frame are not available in finished quality. While the vertical edges are finished, the standard groove to accept the 1/2″ end panel is on the back vertical edge of all Face Frames and Doors.

When Cabinet Front Only (CFNTO) is selected, the following modification upcharges will apply:

- Drawer Front
- Split Doors
- Split Drawers
- Clip Corners
- Fluting
- Cut-for-glass
- Mullion Doors
- Prairie Mullion Doors
- Doors
- Finish Techniques
- Glazes
- Wide Stile
- Glass
- Finial Hinges

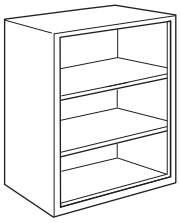

Cabinet No Door

-15%	-15%	-15%	N/A	N/A	per cabinet

Specify CND (Cabinet No Door), CND.TOP (Cabinet No Door Top), CND.MID (Cabinet No Door Middle), CND.BTM (Cabinet No Door Bottom), or CND.P (Cabinet No Door Peninsula)

Cabinets can be ordered without doors (no hinge drilling on face frame). The interior of the cabinet is Natural unless a Matching Interior is specified.

- Complete drawer box and any interior components remain in cabinet.
- Hinges are not included.
- Openings larger than 36″ wide will have center face frame mullion.

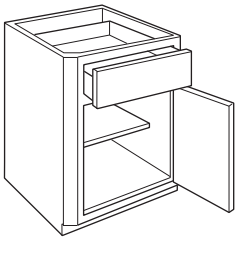

3″ Clipped Corner

410	480	540	N/A	N/A	per side

Specify CLIP3L (Clipped Left Corner), CLIP3R (Clipped Right Corner), CLIP3L.P (Clipped Left Corner Peninsula), or CLIP3R.P (Clipped Right Corner Peninsula)

Many cabinets can be ordered with either the left or right front corners of the face frame clipped at a 45° angle. The Clipped Corner side end panel is set back 3″ by the clip. The size of the face frame opening is reduced by 3″ with one clip. The overall width of the cabinet does not change.

- The Clipped Corners are available with fluting, but this must be specified.
- Minimum face frame opening is 9″ after Clipped Corner option is applied.
- Minimum depth of cabinet is 9″.
- When cabinet is clipped to 21″ opening, specify one or two doors.
- When IW is used in conjunction with Clipped Corners, then not available with 24″ wide Peninsulas, B4D_, B4D_RT, B39RT, B42RT, or B45RT models.
- When IW is used in conjunction with Clipped Corners and it makes the opening 21″ wide, then cabinet will have 2 doors.
- Not available on:
  - Face Frame and Door on End, Extended Stiles, Inset Panel Ends, or Wide Stiles are not available on same side as the Clipped Corner.

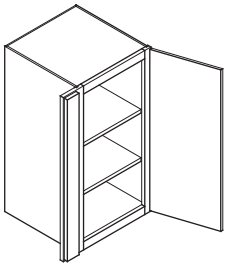

Extended Stile with Overlay

0	0	0	N/A	0	per stile

Specify EXLOL (Extended Left Stile with Overlay), EXROL (Extended Right Stile with Overlay), EXBOL (Extended Left and Right Stiles with Overlay), EXLOL.P (Extended Left Stile with Overlay Peninsula Side), EXROL.P (Extended Right Stile with Overlay Peninsula Side), or EXBOL.P (Extended Left and Right Stile with Overlay Peninsula Side)

Cabinets can be ordered with Extended Stiles of 3″ that include a 2 9/16″ profiled overlay. The overlay is sent loose for field trimming.

- Overlays cannot be fluted.
- When ordered with #18 profile, #14 profile will be used.
- Not available:
  - Inset and Beaded Inset Door styles.

Cabinet Box Frame Modifications (cont'd)

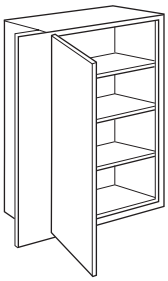



Top View

Extended Stiles

Wall	Base	Tall	Filler	Panel	
0	0	0	N/A	N/A	per stile

Specify EXL (Extended Left Stile), EXR (Extended Right Stile), EXL.P (Extended Left Stile Peninsula Side), or EXR.P (Extended Right Stile Peninsula Side) and fill in the added dimension required

To eliminate the need for fillers, cabinets can be ordered with Extended Stiles. Two options are available when ordering Extended Stiles: 1/8″ only or 1/4″ increments up to an additional 3″.

- When the cabinet has doors, Flute option available on 3″ Extended Stiles only.
- 1/8″ EXL and/or EXR options recommended on cabinets with #12 profile selected when the adjacent cabinets are ordered with altered depths or next to a fixed wall. See page D•1 for details. Applies to Full Overlay only.
- Not available on:
  - The angled end of any angled frame cabinet or clipped corner ends.



Finished Blind

140	140	N/A	N/A	N/A	per cabinet

Specify FBFL (Finished Blind Left) or FBFR (Finished Blind Right)

The blind section of a square corner wall or blind corner base can be filled in to appear as a solid section.

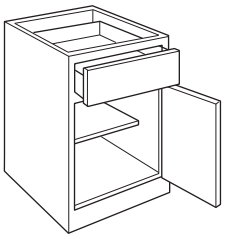

FTK

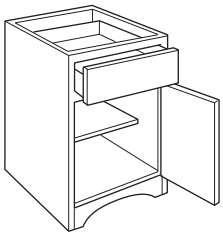

FTKAV

Flush Toekick

Straight	0	0	0	0	0	per cabinet
Arch	0	0	0	0	0	per cabinet
Style B	0	0	0	0	0	per cabinet
Style D	0	0	0	0	0	per cabinet
Style E	0	0	0	0	0	per cabinet
Style H	0	0	0	0	0	per cabinet
Style J	0	0	0	0	0	per cabinet
Style K	0	0	0	0	0	per cabinet
Style L	0	0	0	0	0	per cabinet

**Specify FTK (Flush Toekick),
FTK.P (Flush Toekick - Peninsula),
FTKAV (Flush Toekick - Arch),
FTKAV.P (Flush Toekick - Arch Peninsula),
FTKB (Flush Toekick - Style B),
FTKB.P (Flush Toekick - Style B Peninsula),
FTKD (Flush Toekick - Style D),
FTKD.P (Flush Toekick - Style D Peninsula),
FTKE (Flush Toekick - Style E),
FTKE.P (Flush Toekick - Style E Peninsula),
FTKH (Flush Toekick - Style H),
FTKH.P (Flush Toekick - Style H Peninsula),
FTKJ (Flush Toekick - Style J),
FTKJ.P (Flush Toekick - Style J Peninsula),
FTKK (Flush Toekick - Style K),
FTKK.P (Flush Toekick - Style K Peninsula),
FTKL (Flush Toekick - Style L), or
FTKL.P (Flush Toekick - Style L Peninsula)**

The recessed toe space on base cabinets can be eliminated by extending the face frame down with the end panels.

- When Flush Toekick is selected for wall cabinets, it increases the overall height of the wall cabinet by 4 1/2″. It is not necessary to pick both Add Toekick and Flush Toekick to get this look on walls. All doors feature a square door style to match other base cabinets on order.
- Frame opening width on Flush Toekick - Arch, Style B, Style D, Style E, Style H, Style J, Style K, and Style L: minimum: 12″, maximum: 57″.
- To see images of the styles, see section R (AV**, VV**, V**B, V**D, V**E, V**H, V**J, V**K, V**L).

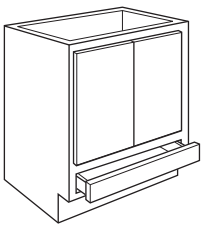

Inverted Frame

0	0	N/A	N/A	N/A	per cabinet

Specify INVFRM (Inverted Frame)

Base and 48″ to 60″ Diagonal Wall cabinets can be ordered with the face frame openings inverted. The Inverted Frame option applies only to an actual exchanging of opening locations, not a re-sizing of any opening. Drawer openings relocated to the bottom of a base must always be a working drawer.

Cabinet Box Frame Modifications (cont'd)

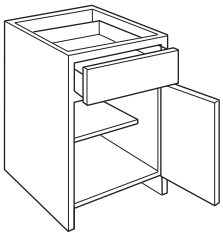

Open Bottom Rail Base

Wall	Base	Tall	Filler	Panel	
0	0	0	N/A	N/A	per cabinet

Specify OBRB (Open Bottom Rail Base)

With this option, the sub-toekick on base and tall cabinets is eliminated and the stiles are extended down 4 1/2″, which is the standard toekick height.

- When Open Bottom Rail Base is selected for wall cabinets, it increases the overall height of the wall cabinet by 4 1/2″.
- Available in place of Flush Toekick on office units with the open area remaining 3 1/2″.
- Maximum frame opening width is 57″.

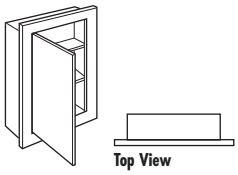

Recessed Vanity Wall

15%	N/A	N/A	N/A	N/A	per cabinet

Specify REC (Recessed Vanity Wall)

With this option, the standard vanity wall cabinet construction will change to match the construction of the Recessed Vanity Wall cabinets.

- Available on:
  - Vanity Wall Cabinets (W_ _ _ _4) only. See pages P•3-P•4.

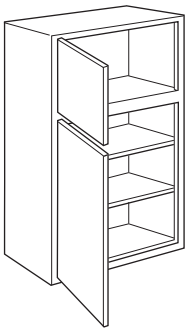

Stacked Wall Cabinet Heights

0	N/A	N/A	N/A	N/A	per cabinet

Specify STW.TOP_ (Stacked Wall Top) or STW.BTM_ (Stacked Wall Bottom)

Stacked wall cabinets can be ordered with different top and bottom "cabinet" heights as long as the total height of the cabinet remains constant. For example, an STW2748 has a top cabinet height of 18″ and a bottom cabinet height of 30″, stacked as one cabinet. This option will allow flexibility by specifying STW.TOP 12″ and STW.BTM 36″, where the total height still adds up to 48″.

When used in conjunction with the increased/reduced height modification, the specified increase/reduction in height will be applied to the bottom cabinet, in addition to, or as a reduction of, the height specified by the STW.BTM modification. The top cabinet height will remain as specified by the STW.TOP modification.

- The minimum height of the top/bottom cabinet is 12″.

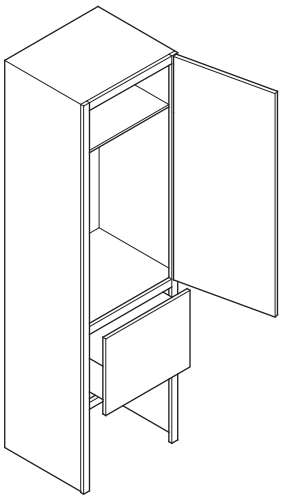

Storage Open Rail Base

N/A	100	100	N/A	N/A	per cabinet

Specify STORB (Storage Open Rail Base)

With this option, the 4 1/2″ sub-toekick on base and tall cabinets is eliminated and the face frame stiles, end panels, and back are extended down the amount specified.

- This option is available in 1/4″ increments from 4 3/4″ to 18″.
  Example: When selecting an EET1878 L or R with the STORB modification of 18″, the overall cabinet height will be 91.5″. (i.e. 78-4.5+18=91.5)
- See individual cabinets in the Office and Furniture Cabinets section for availability.

Cabinet Box Frame Modifications (cont'd)

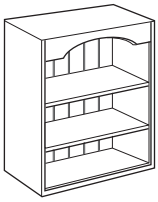

Top Valance Rail

Specify TVRAV (Top Valance Rail - Arch),
TVRAVTOP (Top Valance Rail - Arch - Top),
TVRAVMID (Top Valance Rail - Arch - Middle),
TVRAVBTM (Top Valance Rail - Arch - Bottom),
TVRAV.P (Top Valance Rail - Arch - Peninsula),
TVRVV (Top Valance Rail - Straight),
TVRVVTOP (Top Valance Rail - Straight - Top),
TVRVVMID (Top Valance Rail - Straight - Middle),
TVRVVBTM (Top Valance Rail - Straight - Bottom),
TVRVV.P (Top Valance Rail - Straight - Peninsula)
TVRB (Top Valance Rail - Style B),
TVRBTOP (Top Valance Rail - Style B - Top),
TVRBMID (Top Valance Rail - Style B - Middle),
TVRBBTM (Top Valance Rail - Style B - Bottom),
TVRB.P (Top Valance Rail - Style B - Peninsula),
TVRD (Top Valance Rail - Style D),
TVRDTOP (Top Valance Rail - Style D - Top),
TVRDMID (Top Valance Rail - Style D - Middle),
TVRDBTM (Top Valance Rail - Style D - Bottom),
TVRD.P (Top Valance Rail - Style D - Peninsula),
TVRE (Top Valance Rail - Style E),
TVRETOP (Top Valance Rail - Style E - Top),
TVREMID (Top Valance Rail - Style E - Middle),
TVREBTM (Top Valance Rail - Style E - Bottom),
TVRE.P (Top Valance Rail - Style E - Peninsula),
TVRH (Top Valance Rail - Style H),
TVRHTOP (Top Valance Rail - Style H - Top),
TVRHMID (Top Valance Rail - Style H - Middle),
TVRHBTM (Top Valance Rail - Style H - Bottom),
TVRH.P (Top Valance Rail - Style H - Peninsula),
TVRJ (Top Valance Rail - Style J),
TVRJTOP (Top Valance Rail - Style J - Top),
TVRJMID (Top Valance Rail - Style J - Middle),
TVRJBTM (Top Valance Rail - Style J - Bottom),
TVRJ.P (Top Valance Rail - Style J - Peninsula),
TVRK (Top Valance Rail - Style K),
TVRKTOP (Top Valance Rail - Style K - Top),
TVRKMID (Top Valance Rail - Style K - Middle),
TVRKBTM (Top Valance Rail - Style K - Bottom),
TVRK.P (Top Valance Rail - Style K - Peninsula),
TVRL (Top Valance Rail - Style L),
TVRLTOP (Top Valance Rail - Style L - Top),
TVRLMID (Top Valance Rail - Style L - Middle),
TVRLBTM (Top Valance Rail - Style L - Bottom), or
TVRL.P (Top Valance Rail - Style L - Peninsula)

	Wall	Base	Tall	Filler	Panel	
Arch	0	0	0	N/A	N/A	per cabinet
Straight	0	0	0	N/A	N/A	per cabinet
Style B	0	0	0	N/A	N/A	per cabinet
Style D	0	0	0	N/A	N/A	per cabinet
Style E	0	0	0	N/A	N/A	per cabinet
Style H	0	0	0	N/A	N/A	per cabinet
Style J	0	0	0	N/A	N/A	per cabinet
Style K	0	0	0	N/A	N/A	per cabinet
Style L	0	0	0	N/A	N/A	per cabinet

Cabinets can be ordered with a valance in place of the standard top rail when the Cabinet No Door option is chosen.

- Must specify Matching Interior, if desired.
- Arch, Style B, Style D, Style E, Style H, Style J, Style K, and Style L not available in Beaded Inset Styles.
- Style B, Style D, Style E, Style H, Style J, Style K, Style L, and Arch valances are not available on cabinets with frame openings less than 12″ wide.
- Not available on:
  - Cabinets over 39″ wide or units with the Split Doors option.
- Valances are also available as an accessory. See section R (AV**, VV**, V**B, V**D, V**E, V**H, V**J, V**K, V**L).

Cabinet Box Frame Modifications (cont'd)



Wide Stiles

Wall	Base	Tall	Filler	Panel	
60	60	60	N/A	N/A	per side

Specify WSL1.5 (Wide Stile Left 1.5″), WSR1.5 (Wide Stile Right 1.5″), WSB1.5 (Wide Stile Left & Right 1.5″), WSL1.5.P (Wide Stile Left Peninsula 1.5″), WSR1.5.P (Wide Stile Right Peninsula 1.5″), WSB1.5.P (Wide Stile Left & Right Peninsula 1.5″), WSL3 (Wide Stile Left 3″), WSR3 (Wide Stile Right 3″), WSB3 (Wide Stile Left & Right 3″), WSL3.P (Wide Stile Left Peninsula 3″), WSR3.P (Wide Stile Right Peninsula 3″), or WSB3.P (Wide Stile Left & Right Peninsula 3″)

Wide Stiles can be ordered in 1 1/2″ and 3″ increments. The Wide Stile 1 1/2″ option increases the stile size to 3″ overall. The Wide Stile 3″ option increases the stile to a total of 4 1/2″ wide. The overall back width of the cabinet does not change with this option. The face frame opening is reduced.

- On units with doors and/or drawers, only the Wide Stile 3″ can be fluted. On units without doors, the Wide Stile 1 1/2″ can be fluted utilizing the standard 1 1/2″ end rail as part of the fluting location.
- When IW is used in conjunction with Wide Stiles, then not available with 24″ wide Peninsulas, B4D_, B4D_RT, B39RT, B42RT, or B45RT models.
- When IW is used in conjunction with Wide Stiles and it makes the opening 21″ wide, then cabinet will have 2 doors.
- Not available on:
  - Clipped Corner.

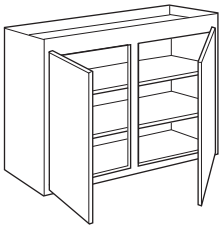

Wide Top Rail

60	60	60	60	60	per cabinet

Specify WTR (Wide Top Rail)___ and fill in the added height dimension required

Most cabinets can have the standard 1 1/2″ top rail increased in 1/4″ increments up to an additional 3 1/2″. Cabinet height increases by the dimension given.

- Ends and backs are extended up with frame. If desired, field modification is possible.
- When Wide Top Rail is specified in conjunction with Integral Ends, the cross rails on the End Panel will not increase to match the extension.
- Authentic Ends are recommended, door size will not increase when Wide Top Rail (WTR) is specified.
- Not available on:
  - 96″ high units with Flush Toekick.

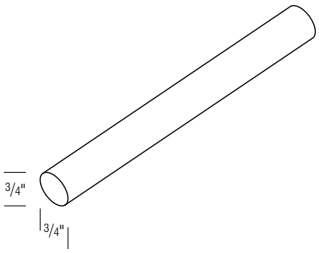

Nickel Towel Bar

140	N/A	N/A	N/A	N/A	per part

TBN

For use with BCTTOS and BCTT units only.

End Modifications



Authentic Flush End

	Wall	Base	Tall	Filler	Panel	
	340	480	952	N/A	35%	per end
AUTHB	340	480	952	N/A	N/A	per end

Specify AUTHL (Authentic Flush Left), AUTHR (Authentic Flush Right), or AUTHB (Authentic Flush Left and Right)

Authentic Flush Ends are available on most cabinets where the look of a working door on the end is desired. The fixed door panel is applied to a finished flush end. Base cabinets have a full height door applied over a finished flush end.

- Finished Flush Ends (5/8″ thick) standard only on the side(s) the Authentic Ends are applied.
- On base or tall cabinets, Recessed Toekick must be specified if desired.
- If cabinet is over 24″ deep, two doors will be applied to end.
- When used in conjunction with the SGLPN modification, the SGLPN logic will be applied changing the tall door to a single center panel.
- Not available on:
  - Inset and Beaded Inset Door Styles.
  - Cabinet backs, and on same side as an Extended Stile.
- See individual cabinets for availability.

Minimum Cabinet Depth for Authentic Ends	Non-Peninsula	Peninsula
Garrett, Kirkwood, Lorrina, Pleasant Hill, Prestley, Shaydon	8″	8″
Brennan, Delaney, Denton, Huxley, Kennedy, Tanner, Vaughn	8 1/2″	8 1/2″

Minimum Cabinet Depth for 3″ Clipped Corners	Non-Peninsula	Peninsula	Front & Back
Garrett, Kirkwood, Lorrina, Pleasant Hill, Prestley, Shaydon	11″	11″	14″
Brennan, Delaney, Denton, Huxley, Kennedy, Tanner, Vaughn	11 1/2″	11 1/2″	14 1/2″

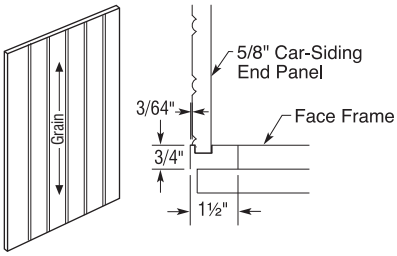

Car Siding Flush Panel End

140	200	410	N/A	35%	per end

Specify CSFPEL (Car Siding Flush Panel Left End) or CSFPER (Car Siding Flush Panel Right End)

Cabinets can be ordered with a 5/8″ finished veneer end panel to achieve a car siding flush panel end appearance.

- Finished End standard on Car Siding Flush Panel End.
- Not available on heights over 96″ high.
- See individual cabinets for availability.

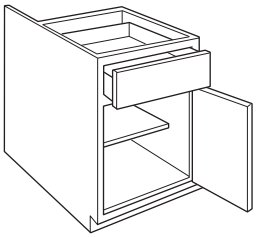

End Extended Back

140	170	200	N/A	N/A	per end

Specify EXBKL__ (End Extended Back Left) or EXBKR__ (End Extended Back Right) and fill in the amount to be extended

The end panel can be extended back in 1/4″ increments up to an additional 12″. Finished End must be specified if desired.

- End treatment must be specified (i.e. FL, AUTHL, etc.).
- See individual cabinets for availability.

End Modifications (cont'd)

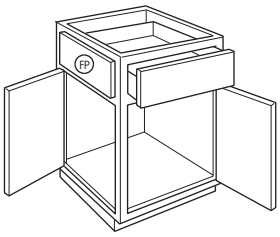

FP **False Panel**

Wall	Base	Tall	Filler	Panel	
280	410	680	N/A	N/A	per end

Face Frame and Door on End

Specify FFDR.HL (Face Frame and Door on Right End – Hinge Left),
FFDR.HR (Face Frame and Door on Right End – Hinge Right),
FFDR.HL.FH (Full Height Face Frame and Door on Right End – Hinge Left),
FFDR.HR.FH (Full Height Face Frame and Door on Right End – Hinge Right),
FFDL.HL (Face Frame and Door on Left End – Hinge Left),
FFDL.HR (Face Frame and Door on Left End – Hinge Right),
FFDL.HL.FH (Full Height Face Frame and Door on Left End – Hinge Left), or
FFDL.HR.FH (Full Height Face Frame and Door on Left End – Hinge Right)

When a working door is desired on the end of a cabinet, specify Face Frame and Door on End.

- When Face Frame and Door on End is selected on base and tall cabinets, Recessed Toekick is standard.
- If the Flush Toekick option is selected, then all sides of cabinet will be Flush Toekick.
- When used in conjunction with the SGLPN modification, the SGLPN logic will be applied changing the tall door to a single center panel.
- Not available on:
  - Inset and Beaded Inset Door Styles.
  - Both cabinet ends or cabinets with End Extended Back.
  - Peninsula cabinets.
- See individual cabinets for availability.



Top View

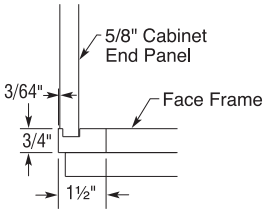

140	170	280	N/A	280	per end

Flush Panel End

Specify FPEL (Flush Left End) or FPER (Flush Right End)

Cabinets can be ordered with a 5/8" finished veneer end panel to achieve a Flush Panel End appearance.

- Finished End standard on Flush Panel End. The other side is unfinished unless a finished end is specified.
- See individual cabinets for availability.

End Modifications (cont'd)

Wall	Base	Tall	Filler	Panel	
410	540	680	N/A	680	per end

Inset Panel Ends

Specify IPEL (Inset Panel End Left) or IPER (Inset Panel End Right)

With this option, the current end panel is replaced with a frame and door that is then applied to a 3/8″ end panel.

- Cabinets deeper than 24″ will have two butt doors.
- Minimum cabinet depth is 9″. Maximum cabinet depth is 30″.
- Minimum cabinet height is 12″. Maximum cabinet height is 96″.
- Cabinets less than 12″ deep will utilize a slab door.
- Cabinets with a toekick (Base, Vanity, Office, and Tall Cabinets, as well as Wall Cabinets with ADDTK) will include a Flush Toekick with a notch on the inset panel end frame.
- When Wide Top Rail (WTR) and Bottom Valance Rail (BVR_) is selected the frame on the inset panel end will also have the modification applied.
- When used in conjunction with the SGLPN modification, the SGLPN logic will be applied changing the tall door to a single center panel.
- Available on:
  - Inset and Beaded Inset door styles only.
- Not available with:
  - Aluminum Frame Doors, Modified Full Overlay, End Extended Back, Face Frame and Door on End, Glass Shelf Kits, Wall End & Back Extended Down, or 3″ Clipped Corners.

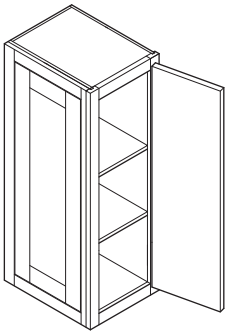

Wall

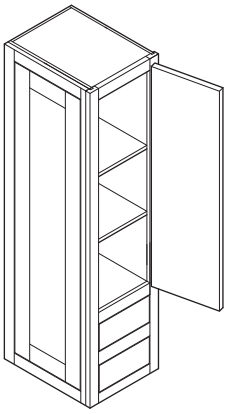

Wall with Added Drawer

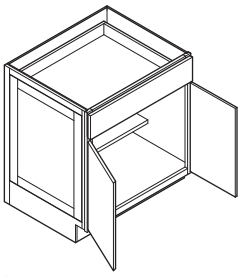

Base

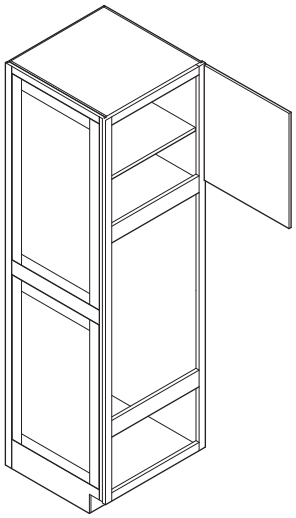

Tall Oven

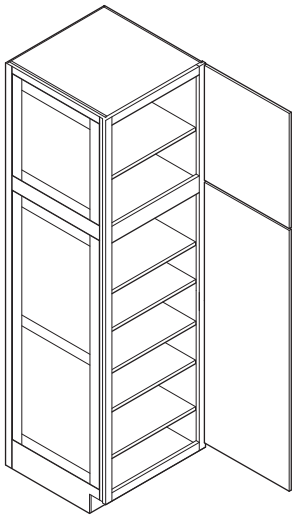

Utility

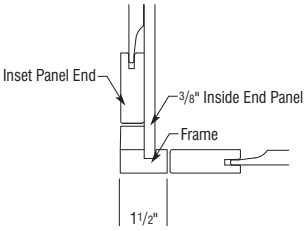



Diagonal

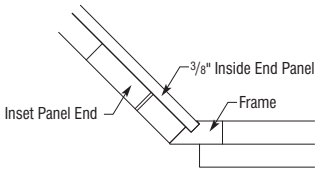

End Modifications (cont'd)

Wall	Base	Tall	Filler	Panel	
410	540	680	N/A	680	per end

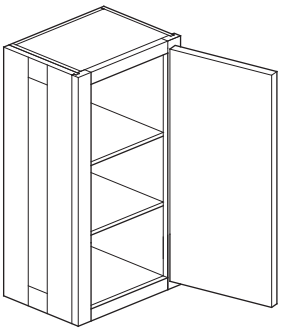

Wall

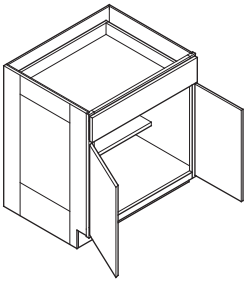

Base

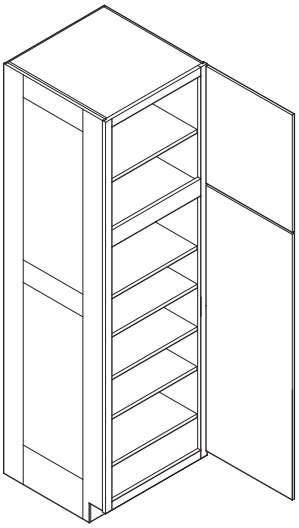

Tall

Integral End

Specify INTGEL (Integral End Left) or INTGER (Integral End Right)

Integral Ends are available on most cabinets where the look of a furniture end is desired. Integral Ends will closely match the door style specified on the order.

- Outside profile will be #12 regardless of door profile.
- On wall cabinets, all rails and stiles are sized to match the selected door styles.
- On base, vanity, and tall cabinets, the bottom rail is always 7″ high. Denton, Garrett, Kirkwood, Lorrina, Pleasant Hill, and Shaydon utilize 3 1/2″ rails and stiles. Delaney and Huxley utilize 4″ rails and stiles.
- Cabinets over 48″ will always have 2 equally sized panels in height.
- Cabinets deeper than 24″ will have double wide panels.
- Minimum wall cabinet depth is 9″.
- Minimum base cabinet depth is 12″.
- Minimum cabinet height is 18″.
- Not available in conjunction with: Face Frame and Door on End, Glass Shelf Kits, Add Toekick, Toekick Drawer, Toekick Pedestal and Clipped Corner.
- 96″ tall cabinets will have Attached Toekick standard. 96″ tall cabinets not available with Wide Top Rail.
- When Bottom Valance Rail, Modified Full Overlay or Wide Top Rail is selected in conjunction with Integral End, the cross rail on the Integral End will not increase to match the extension.
- The maximum cut-out for oven cabinets is 3″ less than the cabinet width.
- Only available on the following Full Overlay styles:
  - Delaney, Denton, Garrett, Huxley, Kirkwood, Lorrina, Pleasant Hill, and Shaydon.

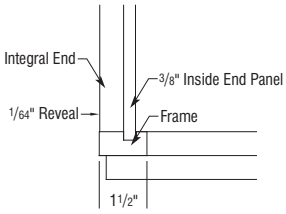



Diagonal

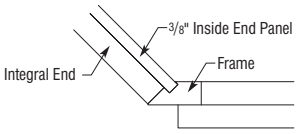

140	N/A	N/A	N/A	N/A	per end

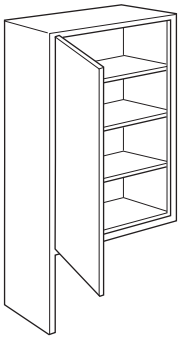

Wall End and Back Extended Down

Specify EXDNL__ (Wall End Extended Down Left) or EXDNR__ (Wall End Extended Down Right) and fill in the amount to be extended
Specify EXDNLRB__ (Back Extended Down) when both right and left ends are extended down and fill in the amount to be extended

The end panel and attached face frame rail can be extended down in 1/4″ increments up to an additional 24″. When one or both ends are extended down, the interior of the extended ends is skinned to match the cabinet exterior.

- If both the ends and the back are extended down, the cabinet must be Matching Interior.
- When ordering a cabinet with Bottom Valance Rail in conjunction with End Extended Down, overall cabinet height is standard height plus Bottom Valance Rail plus Extended Down.
- Not available on:
  - Cabinets with Face Frame and Door on End and Inset Panel Ends.

Toekick Modifications

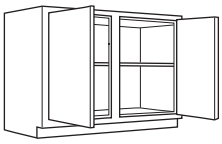

Add Toekick

Wall	Base	Tall	Filler	Panel	
0	N/A	N/A	N/A	N/A	per cabinet

Specify ADDTK (Add Toekick)

Wall cabinets can be ordered with a 4 1/2″ high recessed toekick added. The overall height of the cabinet increases by 4 1/2″. All doors feature a square door style to match other base cabinets on order.

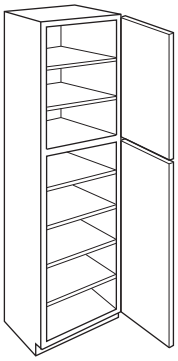

Attach Toekick

Wall	Base	Tall	Filler	Panel	
N/A	N/A	0	N/A	N/A	per cabinet

Specify ATTTK (Attach Toekick)

For cabinets over 93″ high, specify Attach Toekick if toekick is desired.

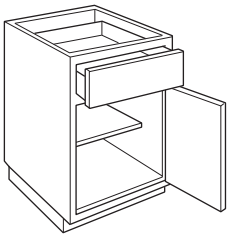

Recessed Toekick

Wall	Base	Tall	Filler	Panel	
0	0	0	N/A	N/A	per side

Specify RECTKL (Recessed Left End), RECTKR (Recessed Right End), RECTKBK (Recessed Back), RECTKL.R (Recessed Left and Right Ends), RECTKL.BK (Recessed Left and Back Ends), RECTKR.BK (Recessed Right and Back Ends), RECTKL.R.BK (Recessed Left, Right and Back Ends), or RECTKALL (Recessed All Ends)

Cabinets with a toekick are available with recessed toekick on ends and/or back.

- Recessed Toekick standard when Face Frame and Door on End is ordered.
- Not available when:
  - Units with Flush Toekick, Open Bottom Rail Base or Toekick Drawer is specified.

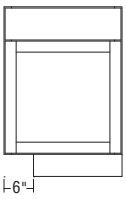

RECTKL6

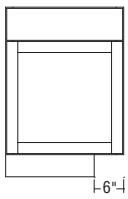

RECTKR6

Recessed Toekick – 6″ NEW

Specify RECTKL6 (Recessed Toekick Left - 6″), RECTKR6 (Recessed Toekick Right - 6″), RECTKL.R6 (Recessed Toekick Left and Right - 6″), RECTKBK6 (Recessed Toekick Back - 6″), RECTKL.BK6 (Recessed Toekick Left and Back - 6″), RECTKR.BK6 (Recessed Toekick Right and Back - 6″), RECTKL.R.BK6 (Recessed Toekick Left, Right and Back - 6″), RECTKALL6 (Recessed Toekick All - 6″), RECTKFRT.BK6 (Recessed Toekick Front and Back - 6″), RECTKFRT.L6 (Recessed Toekick Front and Left - 6″), RECTKFRT.R6 (Recessed Toekick Front and Right - 6"), RECTKFRT.L.R6 (Recessed Toekick Front, Left and Right - 6"), RECTKFRT.L.BK6 (Recessed Toekick Front, Left and Back - 6"), RECTKFRT.R.BK6 (Recessed Toekick Front, Right and Back - 6")

Cabinets with a toekick are available with 6″ recessed toekick on ends, back, and/or front.

- Suggested use with Decorative Feet.
- Available with select Base and Vanity cabinets.

	Wall	Base	Tall	Filler	Panel	
RECTKL6	N/A	166	N/A	N/A	N/A	per cabinet
RECTKR6	N/A	166	N/A	N/A	N/A	per cabinet
RECTKL.R6	N/A	330	N/A	N/A	N/A	per cabinet
RECTKBK6	N/A	166	N/A	N/A	N/A	per cabinet
RECTKL.BK6	N/A	330	N/A	N/A	N/A	per cabinet
RECTKR.BK6	N/A	330	N/A	N/A	N/A	per cabinet
RECTKL.R.BK6	N/A	495	N/A	N/A	N/A	per cabinet
RECTKALL6	N/A	666	N/A	N/A	N/A	per cabinet
RECTKFRT.BK6	N/A	330	N/A	N/A	N/A	per cabinet
RECTKFRT.L6	N/A	330	N/A	N/A	N/A	per cabinet
RECTKFRT.R6	N/A	330	N/A	N/A	N/A	per cabinet
RECTKFRT.L.R6	N/A	495	N/A	N/A	N/A	per cabinet
RECTKFRT.L.BK6	N/A	495	N/A	N/A	N/A	per cabinet
RECTKFRT.R.BK6	N/A	495	N/A	N/A	N/A	per cabinet

Toekick Modifications (cont'd)

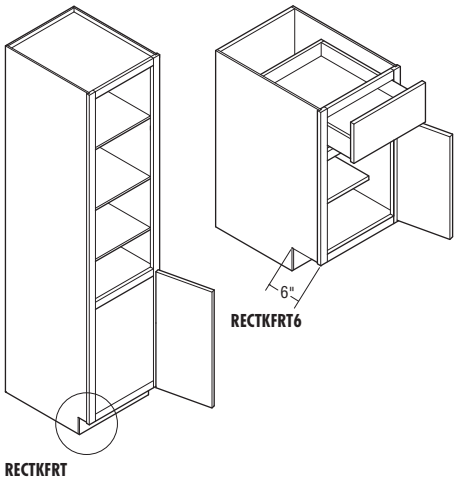

Recessed Toekick Front

	Wall	Base	Tall	Filler	Panel	
RECTKFRT	N/A	N/A	0	N/A	N/A	per cabinet
RECTKFRT6	N/A	166	N/A	N/A	N/A	per cabinet

Specify RECTKFRT (Recessed Toekick Front) or RECTKFRT6 (Recessed Toekick Front – 6″)

With this option, the toekick area is recessed in the front only.

- RECTKFRT Available on:
  - Tall Bookcases (T_BCAV, TD_BCAV, and TDV_BCAV). See pages 0•29-0•40.
- RECTKFRT6 Available on:
  - Select Base and Vanity cabinets.
- RECTKFRT6 is suggested for use with Decorative Feet.

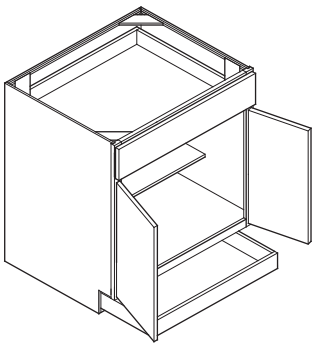

Toekick Drawer

N/A	720	720	N/A	N/A	per cabinet

Specify DRWTK (Toekick Drawer)

Cabinets with toekicks are available with a toekick drawer.

- Toekick drawer is push to open.
- Front is unfinished, allow enough toe skin to cover front.
- Available in:
  - 1/4″ widths from 15″ to 36″
  - 21″ and 24″ deep
  - Cabinets less than 15" wide
- Not available on:
  - Units with Clipped Corners, Increased or Reduced Depths, Modified Bottom Rails, Modified Toekick, and Inset Panel Ends.
- Smart Stop is standard.

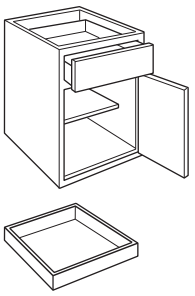

Toekick Pedestal

0	0	0	N/A	N/A	per cabinet

Specify TKP (Toekick Pedestal)

Specify Toekick Pedestal if toekick unattached from cabinet is desired.

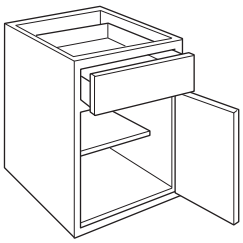

Void Toekick

N/A	0	0	N/A	N/A	per cabinet

Specify VTK (Void Toekick)

To reduce the height of the cabinet by 4 1/2″ and remove the Recessed Toekick.

Drawer and Roll Tray Modifications

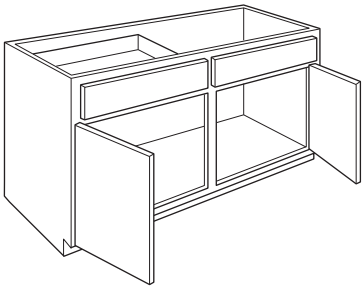

Cabinet False Panel

Wall	Base	Tall	Filler	Panel	
N/A	0	0	N/A	N/A	per cabinet

Specify CFP (Cabinet False Panel), CFPL (Cabinet False Panel Left), CFPR (Cabinet False Panel Right), or CFPB (Cabinet False Panel Both)

Base and vanity cabinets with two side-by-side working drawers can be ordered with cabinet false panels in place of the working drawers.

- Available on:
  - 24″ to 39″ wide two drawer cabinets

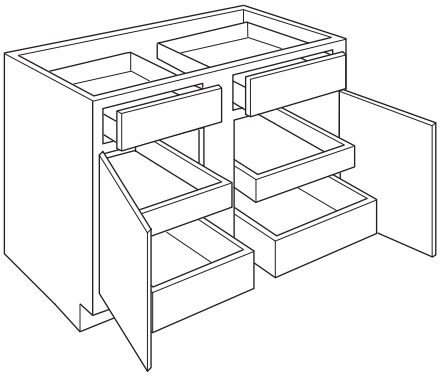

Deep Roll Trays

	N/A	140	140	N/A	N/A	per roll tray

Specify DRT (Deep Roll Tray)

Modification upgrades bottom roll tray only on base cabinets and bottom 2 roll trays on utility cabinets.

- Modification available on standard roll tray cabinets only.
- Largest single full width roll tray is available on a 36″ wide cabinet with increased width up to 38 3/4".
- Available on:
  - 12″ to 24″ deep cabinets in 3″ increments
  - 12″ to 48″ wide cabinets in 1/4" increments
- Not available on:
  - Units with Face Frame and Door on End.
  - Peninsula cabinets.

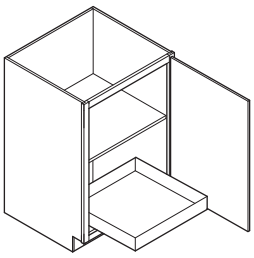

Roll Tray Bottom with Full Depth Shelf

	Wall	Base	Tall	Filler	Panel	
12″ to 39″	N/A	325	N/A	N/A	N/A	per cabinet
39 1/4″ to 48″	N/A	650	N/A	N/A	N/A	per cabinet

Specify FDSRTBTM (Installed Roll Tray Bottom with Full Depth Shelf)

With this option, a Roll Tray is installed in the bottom of cabinet with a full depth shelf in base cabinets.

- Available on Base Cabinets with Full Height Doors which have a standard full depth shelf.
- Available on Base Cabinets, Base Cabinets with Bread Board, and Base Cabinets with Wood Tiered Cutlery Divider which have a standard half depth shelf that will be replaced with an adjustable full depth shelf.
- Largest single full width roll tray is available on a 39" wide cabinet. 39 1/4" or wider cabinet width will include split doors and a roll tray on both the left and right side of the cabinet.
- Available on:
  - 12″ to 24″ deep cabinets - roll tray will be in 3″ increments
  - 12″ to 48″ wide cabinets - roll tray will be in 1/4″ increments
- Roll Tray width will adjust with cabinet width.
- Not available on:
  - Units with Face Frame and Door on End or Peninsula Cabinets.

Drawer and Roll Tray Modifications (cont'd)

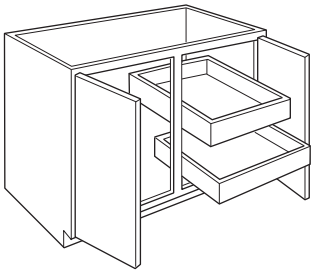

Roll Trays

	Wall	Base	Tall	Filler	Panel	
12″ to 24″ roll trays	265	265	265	N/A	N/A	per roll tray
27″ to 36″ roll trays	325	325	325	N/A	N/A	per roll tray

Specify _RT (Installed Roll Tray), _RTBTM (Installed Roll Tray - Bottom), _RTLBTM (Installed Roll Tray - Left - Bottom), _RTRBTM (Installed Roll Tray - Right - Bottom), _RTL (Installed Roll Tray - Left), _RTMID (Installed Roll Tray - Middle), _RTLMID (Installed Roll Tray - Left - Middle), _RTRMID (Installed Roll Tray - Right - Middle), _RTR (Installed Roll Tray - Right), _RTTOP (Installed Roll Tray - Top), _RTLTOP (Installed Roll Tray - Left - Top), or _RTRTOP (Installed Roll Tray – Right - Top)

With this option, Roll Trays are installed in the cabinet.

- Roll tray width will adjust with cabinet width.
- Roll Tray option substitutes pull-out for standard shelf.
- Largest single full width roll tray is available on a 36″ wide cabinet with increased or reduced width up to 38 3/4″.
- Specify the number of roll trays between 1 and 5.
- Available on:
  - 12″ to 24″ deep cabinets - roll tray will be in 3″ increments
  - 12″ to 48″ wide cabinets - roll tray will be in 1/4″ increments
- Not available on:
  - Units with Face Frame and Door on End.
  - Peninsula cabinets.

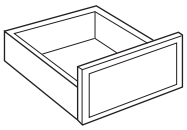

Scooped Drawer

	Wall	Base	Tall	Filler	Panel	
Left or Right	N/A	60	N/A	N/A	N/A	per drawer
Both	N/A	60	N/A	N/A	N/A	per drawer

Specify SCPDRW, SCPDRWL (Scooped Drawer Left), SCPDRWR (Scooped Drawer Right), or SCPDRWB (Scooped Drawer Both)

Cabinets with drawers can be ordered with the top drawer box height reduced to 2″ to allow for clearance of cooktops, etc.

- Only top drawer is modified when specified on drawer base units.

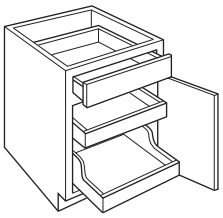

Scooped Roll Tray NEW

Wall	Base	Tall	Filler	Panel	
N/A	5%	5%	N/A	N/A	per cabinet

Specify SRT (Scooped Roll Tray)

With this option, all roll trays in the cabinet are upgraded to scooped roll trays.

- Modification available on standard roll tray cabinets only.
- Largest single full width roll tray is available on a 36″ wide cabinet with Increased or Reduced Width up to 38 3/4″.
- Available on:
  - 21″ or 24″ deep cabinets
  - 12″ to 48″ wide cabinets in 1/4″ increments
- Not available on:
  - Units with Face Frame and Door on End.
  - Peninsula cabinets.

Drawer and Roll Tray Modifications (cont'd)

Wall	Base	Tall	Filler	Panel	
N/A	85	85	N/A	N/A	per drawer box

U-SHAPED DRAWER ON SELECT BASE CABINETS

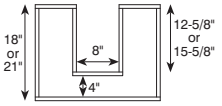

U-shaped Drawer Box

Specify UDBX

- Available on cabinet depths of 21″ to 24″ in 1/4″ increments (18″ or 21″ box depth).
- Minimum opening width is 21″.
- Maximum opening width is 45″.
- 8″ and 4″ dimensions of U-shape stays constant for all drawer box sizes, the legs of U-shape are either 12 5/8″ or 15 5/8″.
- Available in conjunction with Scooped Drawer.
- Not available with: Any drawer insert or pull-out (CIW, BB, WTCD, etc.).
- Available on the following models:
  - The 1, 2, 3, 4 in the modification code refer to the location of drawer box in cabinet and all drawers above that location will be affected.

Model Description	Model Names	Modification Code	Modification Meaning
Base/vanity models with full width drawer at top	B24 L or R - B39 B24RT L or R - B36RT B24P L or R - B39P VB243221 L or R - VB393221 VB243421 L or R - VB393421	UDBX	U-shaped drawer box
Base models with two side by side top drawers, specify left, right or both	B48, B48RT, B48P VB483221 VB483421	UDBXL UDBXR UDBXB	U-shaped drawer box left U-shaped drawer box right U-shaped drawer box left & right
Base models with two drawers, specify top only or both	B2D24 L or R - B2D36 B2D24RT - B2D36RT	UDBX1 UDBX2	U-shaped drawer box #1 location U-shaped drawer box #1 and #2 location
Base models with four split drawers, specify top left, top & 2nd left, top right, top & 2nd right, top left & top right, all	B4D48 B4D48RT	UDBX1L UDBX2L UDBX1R UDBX2R UDBX1B UDBX2B	U-shaped drawer box #1 location left U-shaped drawer box #1 and #2 location left U-shaped drawer box #1 location right U-shaped drawer box #1 and #2 location right U-shaped drawer box #1 location left & right U-shaped drawer box #1 and #2 location left & right
3DB models, specify top drawer only, top & 2nd only, all	3DB24 - 3DB42 VDB243221 - VDB363221 VDB243421 - VDB363421	UDBX1 UDBX2 UDBX3	U-shaped drawer box #1 location U-shaped drawer box #1 and #2 location U-shaped drawer box #1, #2 and #3 location
4DB models, specify top drawer only, top & 2nd only, top, 2nd & third only, all	4DB24 - 4DB42 4VDB123221 - 4VDB363221 4VDB123421 - 4VDB363421	UDBX1 UDBX2 UDBX3 UDBX4	U-shaped drawer box #1 location U-shaped drawer box #1 and #2 location U-shaped drawer box #1, #2 and #3 location U-shaped drawer box #1, #2, #3 and #4 location
2DB 28.5″ high, specify top only or both	2DB2428 - 2DB3628	UDBX1 UDBX2	U-shaped drawer box #1 location U-shaped drawer box #1 and #2 location
Base Pots & Pans	BPPP24 L or R, BPPP24, BPPP30	UDBX	U-shaped drawer box
Base Pots & Pans Storage	B24PS, B30PS, B36PS	UDBX	U-shaped drawer box
Base Lid Organizer	B30RTLO - B36RTLO	UDBX	U-shaped drawer box
Base w/Food Storage Container Organizer	B24FSCO L or R	UDBX	U-shaped drawer box
2 Drawer Drop-in Range Base, specify top only, both	2DB30DR, 2DB36DR	UDBX1 UDBX2	U-shaped drawer box #1 location U-shaped drawer box #1 and #2 location

Drawer and Roll Tray Modifications (cont'd)

U-SHAPED DRAWER ON SELECT BASE CABINETS

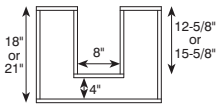

U-shaped Roll Tray

Wall	Base	Tall	Filler	Panel	
N/A	85	85	N/A	N/A	per roll tray

Specify URT

- Available on cabinet depths of 21″ to 24″ in 1/4″ increments (18″ or 21″ box depth).
- Minimum opening width is 21″. Minimum opening width on inset cabinet is 24″.
- Maximum opening width is 33″.
- Dimensions of U-shape stays constant for all roll tray sizes.
- Available in conjunction with Deep Roll Tray option.
- Modification will upgrade all roll trays in cabinet.

Model Description	Model Names	Modification Code	Modification Meaning
Base models w/roll trays	B24RT L or R - B36RT	URT	Both roll trays U-shape
Base models w/roll trays and with two side by side top drawers	B48RT	URTL URTR URTB	Both roll trays on left U-shape Both roll trays on right U-shape Both roll trays on left & right U-shape
Base models w/roll tray and with two drawers	B2D24RT L or R - B2D36RT	URT	Roll tray U-shape
Base models w/roll tray and with four split drawers	B4D48RT	URTL URTR URTB	Roll tray on left U-shape Roll tray on right U-shape Roll tray on left & right U-shape

	Wall	Base	Tall	Filler	Panel	
24″ to 36″	N/A	355	355	N/A	N/A	per roll tray

- Available on roll trays added as an accessory to the following cabinets. Specify the number of U-shaped roll tray between 1 to 5.

Model Description	Model Names	Modification Code	Modification Meaning
Base Cabinet w/Full Height Doors	B24FH L or R - B36FH, B24FH	URT_	# of U-shaped roll trays added
Sink and Range Base Cabinet	SB24 L or R - SB36, SB24	URT_	# of U-shaped roll trays added
Sink and Range Base Cabinet w/Tilt-out Tray	SB24ST L or R - SB36ST, SB24ST	URT_	# of U-shaped roll trays added
Country Sink Base Cabinet	CNTYSB30 - CNTYSB36	URT_	# of U-shaped roll trays added
Vanity Base Cabinet	VB243221 L or R - VB363221, VB243221 VB243421 L or R - VB363421, VB243421	URT_	# of U-shaped roll trays added
Vanity Base Cabinet w/Full Height Door	V243221S L or R - V363221S, V243221S V243421S L or R - V363421S, V243421S	URT_	# of U-shaped roll trays added
Vanity Sink Base Cabinet	VSB243221 L or R - VSB363221, VSB243221 VSB243421 L or R - VSB363421, VSB243421	URT_	# of U-shaped roll trays added

Wood Top Modifications

Wall	Base	Tall	Filler	Panel	
30	30	N/A	N/A	N/A	per side

Clipped Corner Wood Tops

Specify WTCLIP3L (Wood Top Clipped Corner Left) , WTCLIP3R (Wood Top Clipped Corner Right), WTCLIP3B (Wood Top Clipped Corner Left & Right), WTCLIP3LFRT.LBK (Wood Top Clipped Corner Left Front & Left Back), WTCLIP3RFRT.RBK (Wood Top Clipped Corner Right Front & Right Back), WTCLIP6L (Wood Top Clipped Corner 6″ Left), WTCLIP6R (Wood Top Clipped Corner 6″ Right), WTCLIP6B (Wood Top Clipped Corner 6″ Left & Right), WTCLIP6LFRT.LBK (Wood Top Clipped Corner 6″ Left Front & Left Back), or WTCLIP6RFRT.RBK (Wood Top Clipped Corner 6″ Right Front & Right Back)

Wood tops may be ordered with up to two corners "clipped" at a 45° angle. The clipped corner on wood tops will match the clipped corners offered as a cabinet frame modification available in a 3″ x 3″ clip and 6″ x 6″ clip. When ordering a Clipped Corner Wood Top, all information as listed under wood top section must be specified, as well as the location of the clipped corners (see ordering information). The wood top is limited to a maximum depth of 48″ and maximum length of 96″, including the length of the clipped corners.

- All available clipped options shown in drawings.

Ordering Information

To clip ONE corner, please specify:



Clip Left WTCLIP3L or WTCLIP6L

OR



Clip Right WTCLIP3R or WTCLIP6R

To clip TWO corners, please specify:



Clip Left and Right WTCLIP3B or WTCLIP6B

OR



Clip Left Sides WTCLIP3LFRT.LBK or WTCLIP6LFRT.LBK

OR



Clip Right Sides WTCLIP3RFRT.RBK or WTCLIP6RFRT.RBK

Wood Top Modifications (cont'd)

Wall	Base	Tall	Filler	Panel	
N/A	0	N/A	N/A	N/A	per part



MLDG.FRT (Moulding Front)



MLDG.FRT.BK (Moulding Front & Back)



MLDG.FRT.L (Moulding Front & Left)



MLDG.FRT.L.BK (Moulding Front, Left & Back)



MLDG.FRT.L.R (Moulding Front, Left & Right)



MLDG.FRT.R (Moulding Front & Right)



MLDG.FRT.R.BK (Moulding Front, Right & Back)



MLDG.L.R (Moulding Left & Right)



MLDG.ALL (Moulding All)

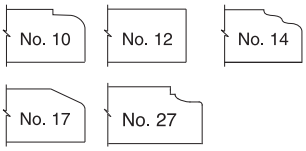

Moulding Location

Specify MLDG.FRT (Moulding Front), MLDG.FRT.BK (Moulding Front & Back), MLDG.FRT.L (Moulding Front & Left), MLDG.FRT.L.BK (Moulding Front, Left & Back), MLDG.FRT.L.R (Moulding Front, Left & Right), MLDG.FRT.R (Moulding Front & Right), MLDG.FRT.R.BK (Moulding Front, Right & Back), MLDG.L.R (Moulding Left & Right), MLDG.ALL (Moulding All), or NOMLDG (No Moulding)

With this option, moulding is added to specified location.

- Edge profile will match door profile selected (#10, #12, #14, #17, #27).
- Glazes and/or Techniques available: F, HW, XHW.

Glazes and Techniques
F = Flooded (see page E•4.)
P = Penned (see page E•4.)
TW = Timeworn (see page E•4.)
XTW = Extra Timeworn (see page E•4.)
HW = Hewn (see page E•4.)
XHW = Extra Hewn (see page E•4.)

General Cabinet Modifications

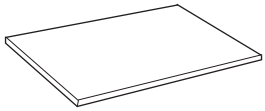

Add Shelf

	Wall	Base	Tall	Filler	Panel	
ADD_SHLF	80	140	N/A	N/A	N/A	per shelf

Specify ADD1SHLF (Add Shelf) or ADD2SHLF (Add Two Shelves)

To add a standard shelf in cabinets.

- Wall cabinets must have minimum 21″ high opening.

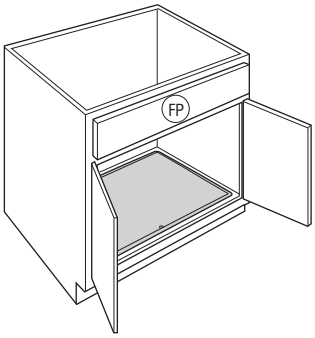

Base cabinets (CMAT1)

CabMat™

	Wall	Base	Tall	Filler	Panel	
CMAT1	N/A	300	N/A	N/A	N/A	per cabinet
CMAT2	N/A	605	N/A	N/A	N/A	per cabinet

Specify CMAT1 (Base Cabinets) or CMAT2 (Vanity Cabinets with Double Bowl)

This option installs removable CabMat™.

- Size is determined by face frame opening width and cabinet depth.
- CMAT1 is available on most 30″, 33″ and 36″ sink base and vanity cabinets.
- CMAT2 is only available on vanity cabinets designed for double bowl applications.
- Not available with Reduced Depth modification.
- When ordered with Increased Depth modification, CabMat™ size does not change.
- Vanity cabinets with face frame openings of 24″ and 30″ will utilize CabMat™ sized for 21″ and 27″ openings.
- CabMat™ not available on inset vanity cabinets.
- See page S●13 for CabMat™ product descriptions.

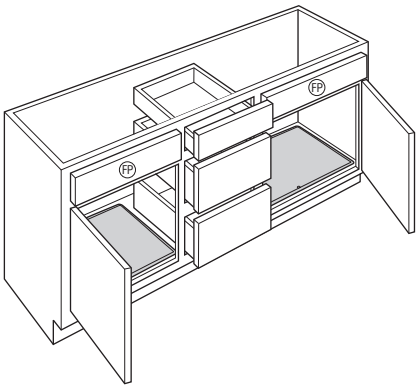

Vanity cabinets with double bowl (CMAT2)

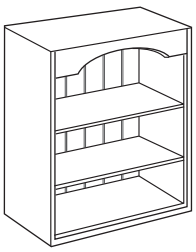

Car Siding Back

	280	280	410	N/A	N/A	per cabinet

Specify CSDGBK (Car Siding Back)

Cabinets that are available as Matching Interior cabinets are available with an installed 3/16″ Car Siding Back in the same color as the exterior.

- If the Matching Interior option is not standard on the cabinet, the Matching Interior option must be added to your order.
- If Car Siding interior sides are desired, Car Siding panel must be ordered separately and field installed.
- See individual cabinets for availability.

General Cabinet Modifications (cont'd)

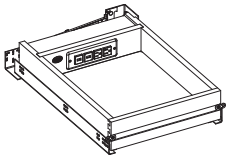

Charging Drawer

	Wall	Base	Tall	Filler	Panel	
	N/A	1250	N/A	N/A	N/A	per cabinet
CHGDRWB	N/A	2500	N/A	N/A	N/A	per cabinet

Specify CHGDRW (Charging Drawer),
CHGDRWL (Charging Drawer Left),
CHGDRWR (Charging Drawer Right), CHGDRWB (Charging Drawer Both)

Select base cabinets can be ordered with the standard top drawer (5″ high frame opening) replaced with the CHGDRW.

- Designed for 18″ base cabinet drawers.
- Full extension, concealed Smart Stop slides.
- 110 lb. rated.
- 120V outlet must be installed in rear of cabinet within 10″ of bottom of drawer, in rear of cabinet.
- CUL US listed power strip with two 120V plugs and two 2.1 amp USB ports.
- Max Current: AC 15 amps @ 120VAC; USB 2.1 amp and 5 VDC each.
- Tamper resistant outlets.
- Power cord with NEMA 5-15 plug.
- Integrated cord guide mounts to cabinet side to ensure safe operation.
- Black, shock absorbing mat included.
- Special sizes not available.
- Only available in 24″ deep.
- Available in top drawer(s) only.
- Not available on Inset or Beaded Inset Styles.

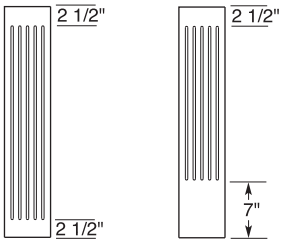

Wall/Base **Base with Flush Toekick Option**

Fluting

	3″	6″	9″	12″	15″	
3″	50	50	50	N/A	N/A	per part
6″	50	50	50	N/A	N/A	per part

Specify FLUT3L (3″ Flute Left), FLUT3R (3″ Flute Right),
FLUT3B (3″ Flute Both), FLUT3L.P (3″ Flute Left - Peninsula), FLUT3R.P (3″ Flute Right - Peninsula), FLUT3B.P (3″ Flute Both - Peninsula),
FLUT6L (6″ Flute Left), FLUT6R (6″ Flute Right), FLUT6B (6″ Flute Both), FLUT6L.P (6″ Flute Left - Peninsula),
FLUT6R.P (6″ Flute Right - Peninsula), or FLUT6B.P (6″ Flute Both - Peninsula)

With this option, fluting detail is added. Clipped Corners, 3″ Extended Stiles, and Wide Stiles may have the Fluting option added.

- Any option that extends the stiles (Bottom Valance Rail, Flush Toekick, Open Bottom Rail Base, Top Valance Rail, and Wide Top Rail) do not extend the Flute dimensions.
- Special spacing between flutes not available.
- See individual cabinets for availability.

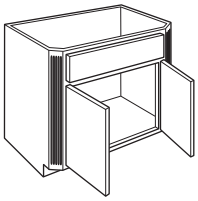

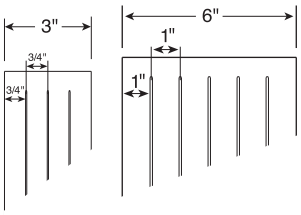

3″ detail **6″ detail**

General Cabinet Modifications (cont'd)

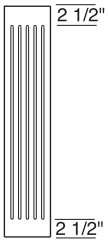

Wall/Base



Base with Flush Toekick Option

Fluting on Fillers

	Wall	Base	Tall	Filler	Panel	
3″	N/A	N/A	N/A	50	50	per part
6″	N/A	N/A	N/A	95	95	per part

Specify FLUT3 (3″ Fluting on Filler), FLUT6 (6″ Fluting on Filler), or FLUT3CTR (6″ Filler Fluted 3″ on Center)

With this option, fluting detail is added to 3″ and 6″ fillers.

- Base and Tall End panels with 3″ or 6″ frame rail return are available with Fluting. Specify Left or Right.
- Special spacing between flutes not available.
- The options Wide Top Rail and Flush Toekick do not extend the flute dimensions.
- See individual fillers and panels for availability.

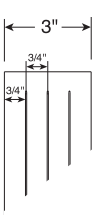

3″ detail

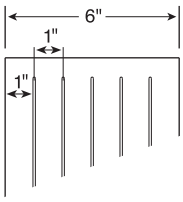

6″ detail

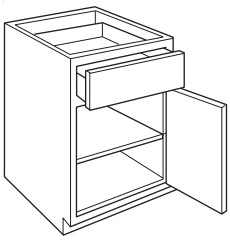

Full Depth Shelf

	N/A	50	N/A	N/A	N/A	per cabinet

Specify FD (Full Depth Shelf)

To replace the standard half depth shelf in base cabinets with an adjustable full depth shelf.

- Standard on Base Full, Peninsula Base, Peninsula Base Full, and Vanity Base Full units.



Increased or Reduced Depths

Increased	0	0	0	N/A	0	per cabinet
Reduced	0	0	0	N/A	0	per cabinet

Specify ID_ Increase Depth) or RD_ (Reduce Depth) and fill in the total required depth of the unit

Increased or Reduced Depths available in 1/4″ increments. Limitations are identified throughout the catalog.

- Minimum depth 6″, maximum depth 30″ on units without drawers or roll trays.
- Minimum depth 12″, maximum depth 24″ on most units with drawers or roll trays.
- Reducing depth to less than 21″ on cabinets with a standard 15″ deep shelf, will convert to full depth shelf.

General Cabinet Modifications (cont'd)

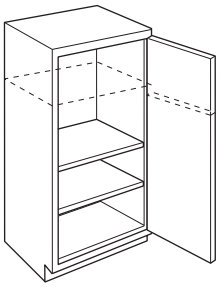

Increased or Reduced Heights

Specify IH_ (Increased Height) or RH_ (Reduce Height)

	Wall	Base	Tall	Filler	Panel	
Increased	0	0	N/A	0	0	per cabinet
Reduced	0	0	N/A	0	0	per cabinet

Select cabinets can be ordered with Increased or Reduced Height. Limitations are identified throughout the catalog.

- To achieve desired heights, select the existing cabinet and specify RH or IH along with the new height. For example, to achieve a wall cabinet 18″ wide and 18″ high, specify W1824 L or R RH18.
- Increased or Reduced Height will increase or decrease the door opening height to achieve the overall desired cabinet height.
- For Wall Cabinets:
  - Increased Heights available in 1/4″ increments on select wall cabinets, see the chart below for availability.
  - Reduced Heights available in 1/4″ increments on select wall cabinets, see the chart below for availability.
  - For additional information on wall height modifications, please call Customer Service.
- For Base Cabinets:
  - Increased Heights available in 1/4″ increments on select base cabinets, see the chart below for availability.
  - Reduced Heights available in 1/4″ increments on select base cabinets, see the chart below for availability.
  - For additional information on base height modifications, please call Customer Service.
- For Tall and Oven Cabinets:
  - Increased Heights available in 1/4″ increments on select tall and oven cabinets, see the chart below for availability.
  - For additional information on tall and oven cabinet height modifications, please call Customer Service.
- When Increased Height is applied, the B** door opening will be modified, the 3DB** will have height adjustments equally applied to the bottom two drawer openings, the 4DB** will have height adjustments to the bottom drawer, and the 2DB** will have height adjustments added equally to both the drawer openings.

NOTE: Changes to cabinets not listed below will be subject to an upcharge.

Increased or Reduced Heights

Model	Increased Height Range	Reduced Height Range
2DB18, 2DB21, 2DB24, 2DB27, 2DB30, 2DB33, 2DB36, 2DB39, 2DB42, 2DB45, 2DB48	46 1/2″	30″
2DB18RT, 2DB21RT, 2DB24RT, 2DB27RT, 2DB30RT, 2DB33RT, 2DB36RT	46 1/2″	
2DB30DR, 2DB36DR	46 1/2″	30″
2DB30RDR, 2DB36RDR	46 1/2″	30″
2DB36RTPDO	46 1/2″	
3DB12, 3DB15, 3DB18, 3DB21, 3DB24	46 1/2″	30″
3DB12BB, 3DB15BB, 3DB18BB, 3DB21BB, 3DB24BB	46 1/2″	30″
3DB15WTCD, 3DB18WTCD, 3DB21WTCD, 3DB24WTCD, 3DB30WTCD, 3DB36WTCD	46 1/2″	30″
3DB18KCUP	46 1/2″	30″
3DB27, 3DB30, 3DB33, 3DB36, 3DB39, 3DB42	46 1/2″	30″
4DB12, 4DB15, 4DB18, 4DB21, 4DB24, 4DB27, 4DB30, 4DB33, 4DB36, 4DB39, 4DB42	46 1/2″	32″
4DB12BB, 4DB15BB, 4DB18BB, 4DB21BB, 4DB24BB	46 1/2″	30″
4DB15WTCD, 4DB18WTCD, 4DB21WTCD, 4DB24WTCD, 4DB30WTCD, 4DB36WTCD	46 1/2″	30″
4DB18KCUP	46 1/2″	30″
6DB30, 6DB33, 6DB36, 6DB42	46 1/2″	30″
ACS36 L or R, ACS39 L or R, ACS42	46 1/2″	30″
ACS36ST L or R, ACS39ST L or R, ACS42ST	46 1/2″	30″
ACSF36 L or R, ACSF39 L or R, ACSF42	46 1/2″	30″
AEW2430-45LL, AEWFFD2430-45LL, AEW3630-45LL, AEWFFD3630-45LL	30 1/4″ to 32 3/4″	
AEW2430LL, AEWFFD2430LL, AEW3630 L or R, AEWFFD3630 L or R	30 1/4″ to 32 3/4″	
AEW2433-45LL, AEWFFD2433-45LL, AEW3633-45LL, AEWFFD3633-45LL	33 1/4″ to 35 3/4″	
AEW2433LL, AEWFFD2433LL, AEW3633 L or R, AEWFFD3633 L or R	33 1/4″ to 35 3/4″	
AEW2436-45LL, AEWFFD2436-45LL, AEW3636-45LL, AEWFFD3636-45LL	36 1/4″ to 38 3/4″	
AEW2436LL, AEWFFD2436LL, AEW3636 L or R, AEWFFD3636 L or R	36 1/4″ to 38 3/4″	
AEW2439-45LL, AEWFFD2439-45LL, AEW3639-45LL, AEWFFD3639-45LL	39 1/4″ to 41 3/4″	
AEW2439LL, AEWFFD2439LL, AEW3639 L or R, AEWFFD3639 L or R	39 1/4″ to 41 3/4″	
AEW2442-45LL, AEWFFD2442-45LL, AEW3642-45LL, AEWFFD3642-45LL	42 1/4″ to 48″	
AEW2442LL, AEWFFD2442LL, AEW3642 L or R, AEWFFD3642 L or R	42 1/4″ to 48″	
B2D9 L or R, B2D12 L or R, B2D15 L or R, B2D18 L or R, B2D21 L or R, B2D24 L or R, B2D24, B2D27, B2D30, B2D33, B2D36	46 1/2″	30″
B2D12RT L or R, B2D15RT L or R, B2D18RT L or R, B2D21RT L or R, B2D24RT L or R, B2D24RT, B2D27RT, B2D30RT, B2D33RT, B2D36RT	46 1/2″	30″
B4D24, B4D27, B4D30, B4D33, B4D36, B4D39, B4D42, B4D45, B4D48	46 1/2″	30″
B4D24RT, B4D27RT, B4D30RT, B4D33RT, B4D36RT	46 1/2″	30″
B4D39RT, B4D42RT, B4D45RT, B4D48RT	46 1/2″	30″
B6FH L or R, B9FH L or R, B12FH L or R, B15FH L or R, B18FH L or R, B21FH L or R, B24FH L or R, B24FH, BF27, B30FH, B33FH, B36FH, B39FH, B42FH, B45FH, B48FH	46 1/2″	30″
B9 L or R, B12 L or R, B15 L or R, B18 L or R, B21 L or R, B24 L or R, B24, B27, B30, B33, B36, B39, B42, B45, B48	46 1/2″	30″
B9FHP L or R, B12FHP L or R, B15FHP L or R, B18FHP L or R, B21FHP L or R, B24FHP L or R, B24FHP, B27FHP, B30FHP, B33FHP, B36FHP, B39FHP, B42FHP, B45FHP, B48FHP	46 1/2″	30″
B9P L or R, B12P L or R, B15P L or R, B18P L or R, B21P L or R, B24P L or R, B24P, B27P, B30P, B33P, B36P, B39P, B42P, B45P, B48P	46 1/2″	30″
B12BB L or R, B15BB L or R, B18BB L or R, B21BB L or R, B24BB L or R, B24BB, B30BB L or R, B36BB L or R, B42BB L or R, B48BB L or R	46 1/2″	30″
B12RT L or R, B15RT L or R, B18RT L or R, B21RT L or R, B24RT L or R, B24RT, B27RT, B30RT, B33RT, B36RT, B39RT, B42RT, B45RT, B48RT	46 1/2″	30″
B12TDRO L or R, B15TDRO L or R	46 1/2″	30″
B15PSB L or R, B18PSB L or R	46 1/2″	

General Cabinet Modifications (cont'd)

Increased or Reduced Heights		
Model	**Increased Height Range**	**Reduced Height Range**
B15RTWTCD L or R, B18RTWTCD L or R, B21RTWTCD L or R, B24RTWTCD L or R, B24RTWTCD, B30RTWTCD, B36RTWTCD	46 1/2″	30″
B15WTCD L or R, B18WTCD L or R, B21WTCD L or R, B24WTCD L or R, B24WTCD, B30WTCD, B36WTCD	46 1/2″	30″
B18FSCO L or R, B24FSCO L or R	46 1/2″	
B18KCUP L or R	46 1/2″	30″
B18KCUPRT L or R	46 1/2″	30″
B18SD L or R, B24SD L or R	46 1/2″	30″
B24PS, B30PS, B36PS	46 1/2″	
B30DR, B36DR	46 1/2″	30″
B30RRTDR, B36RRTDR	46 1/2″	30″
B30RTDR, B36RTDR	46 1/2″	30″
B30RTLO, B33RTLO, B36RTLO	46 1/2″	30″
B72SDI	34 3/4″ to 46 1/2″	32″ to 34 1/4″
B72SDIDSK	34 3/4″ to 46 1/2″	32″ to 34 1/4″
BAC24	46 1/2″	30″
BAC24FH	46 1/2″	30″
BBS18 L or R	46 1/2″	30″
BC36 L or R, BC39 L or R, BC42 L or R, BC45 L or R, BC48 L or R	34 3/4″ to 46 1/2″	30″ to 34 1/4″
BC45PO L or R, BC48PO L or R	34 3/4″ to 46 1/2″	
BCC30BB L or R, BCC36BB L or R, BCC42BB L or R, BCC48BB	46 1/2″	30″
BCD30 L or R, BCD36 L or R, BCD42 L or R, BCD48 L or R	46 1/2″	30″
BCFW2D48CRVPO L or R	46 1/2″	
BCFW36 L or R, BCFW39 L or R, BCFW42 L or R, BCFW45 L or R, BCFW48 L or R	46 1/2″	30″
BCFW36FH L or R, BCFW39FH L or R, BCFW42FH L or R, BCFW45FH L or R, BCFW48FH L or R	34 3/4″ to 46 1/2"	24″ to 34 1/4"
BCFW39P L or R, BCFW42P L or R, BCFW48P L or R	46 1/2″	30″
BCFW45CPO L or R, BCFW48CPO L or R	46 1/2″	
BCFW45PO L or R, BCFW48PO L or R	46 1/2″	
BCFW48SP L or R	34 3/4″ to 46 1/2″	
BCFWFH45CPO L or R, BCFWFH48CPO L or R	46 1/2″	
BCFWFH48CRVPO L or R	46 1/2″	
BCP27	46 1/2″	30″
BEC24	46 1/2″	30″
BEC24FP	46 1/2″	30″
BER3336 L or R	46 1/2″	30″
BER36RS L or R	46 1/2″	30″
BFH6COA, BFH9COA, BFH12COA	46 1/2″	30″
BFH21CIA, BFH24CIA, BFH27CIA	46 1/2″	30″
BPPP24 L or R, BPPP24, BPPP30	46 1/2″	
BRDB36 L or R	46 1/2″	30″
BTC12LL	46 1/2″	30″
BWB15, BWB18, BWB21, BWB24	46 1/2″	
BWB152	34 3/4″ to 46 1/2″	
BWB15BB, BWB18BB, BWB21BB, BWB24BB	46 1/2″	
BWB15FH, BWB18FH, BWB21FH, BWB24FH	46 1/2″	
BWB15FH2, BWB18FH2	34 3/4″ to 46 1/2″	
BWB15FHRT2, BWB18FHRT2	34 3/4″ to 46 1/2″	
BWB15WTCD, BWB18WTCD, BWB21WTCD, BWB24WTCD	46 1/2″	
BWB18KCUP	46 1/2″	
CNTYSB30, CNTYSB33, CNTYSB36, CNTYSB39, CNTYSB42, CNTYSB25, CNTYSB48	46 1/2″	30″
CS36 L or R	46 1/2″	30″
DAB33FS L or R, DAB36FS L or R	46 1/2″	30″
DAB33SLS L or R, DAB36SLS L or R	46 1/2″	30″
DAB36 L or R	46 1/2″	30″
DFD153021, DFD183021, DFD213021, DFD243021	34 1/4″	30″
DFD153421, DFD183421, DFD213421, DFD243421	46 1/2″	
DW182424 L or R, DW182727 L or R	18 1/4″ to 23 3/4″	12″ to 17 3/4″
DW242424 L or R, DW242727 L or R	24 1/4″ to 29 3/4″	
DW302424 L or R, DW302727 L or R	30 1/4″ to 32 3/4″	
DW332424 L or R, DW332727 L or R	33 1/4″ to 35 3/4″	
DW362424 L or R, DW362727 L or R	36 1/4″ to 38 3/4″	
DW392424 L or R, DW392727 L or R	39 1/4″ to 41 3/4″	
DW422424 L or R, DW422727 L or R	42 1/4″ to 44 3/4″	
DW452424 L or R, DW452727 L or R	45 1/4″ to 47 3/4″	
DW302424AG L or R, DW302727AG L or R	48 1/4″ to 50 3/4″	

General Cabinet Modifications (cont'd)

Increased or Reduced Heights		
Model	**Increased Height Range**	**Reduced Height Range**
DW332424AG L or R, DW332727AG L or R	51 1/4″ to 53 3/4″	
DW362424AG L or R, DW362727AG L or R	54 1/4″ to 56 3/4″	
DW392424AG L or R, DW392727AG L or R	57 1/4″ to 59 3/4″	
DW422424AG L or R, DW422727AG L or R	60 1/4″ to 66″	
DW302424D L or R, DW302727D L or R	48 1/4″ to 53 3/4″	
DW362424D L or R, DW362727D L or R	54 1/4″ to 59 3/4″	
DW422424D L or R, DW422727D L or R	60 1/4″ to 66″	
DW482424FH L or R, DW482727FH L or R	48 1/4″ to 54″	
DW302424PLL	30 1/4″ to 32 3/4″	24″ to 29 3/4″
DW332424PLL	33 1/4″ to 35 3/4″	
DW362424PLL	36 1/4″ to 38 3/4″	
DW392424PLL	39 1/4″ to 41 3/4″	
DW422424PLL	42 1/4″ to 44 3/4″	
DW452424PLL	45 1/4″ to 47 3/4″	
DW482424PLL	48 1/4″ to 54″	
ER302121 L or R, ER302124 L or R, ER302421 L or R	30 1/4″ to 32 3/4″	18″ to 29 3/4″
ER33 L or R	30 1/4″ to 32 3/4″	
ER332121 L or R, ER332124 L or R, ER332421 L or R	33 1/4″ to 35 3/4″	
ER362121 L or R, ER362124 L or R, ER362421 L or R	36 1/4″ to 38 3/4″	
ER392121 L or R, ER392124 L or R, ER392421 L or R	39 1/4″ to 41 3/4″	
ER422121 L or R, ER422124 L or R, ER422421 L or R	42 1/4″ to 48″	
FD1506.7524, FD1806.7524, FD2106.7524, FD2406.7524, FD2706.7524, FD3006.7524, FD3306.7524, FD3606.7524, FD3906.7524, FD4206.7524, FD4506.7524, FD4806.7524	7″ to 11 3/4″	
FD151224, FD181224, FD211224, FD241224, FD271224, FD301224, FD331224, FD361224, FD391224, FD421224, FD451224, FD481224	12 1/4″ to 18″	
FDWB151824, FDWB181824, FDWB211824, FDWB241824, FDWB271824, FDWB301824, FDWB331824, FDWB361824, FDWB391824, FDWB421824, FDWB451824, FDWB481824	18 1/4″ to 22 1/2″	12″ to 17 3/4″
HB30, HB36, HB42, HB48	46 1/2″	30″
LSP36 L or R	46 1/2″	30″
MW2718, MW3018	18 1/4″ to 20 3/4″	
OCD278424, OCD308424, OCD338424, OCD368424, OCD398424	84″ to 86 3/4″	
OCD278724, OCD308724, OCD338724, OCD368724, OCD398724	87″ to 89 3/4″	
OCD279024, OCD309024, OCD339024, OCD369024, OCD399024	90″ to 92 3/4″	
OCD279324, OCD309324, OCD339324, OCD369324, OCD399324	93″ to 95 3/4″	
OCD2710224AC, OCD3010224AC, OCD3310224AC, OCD3610224AC, OCD3910224AC	102 1/4″ to 107 3/4″	96 1/4″ to 101 3/4″
OCD278424DD, OCD308424DD, OCD338424DD, OCD368424DD, OCD398424DD	84 1/4″ to 86 3/4″	
OCD278724DD, OCD308724DD, OCD338724DD, OCD368724DD, OCD398724DD	87 1/4″ to 89 3/4″	
OCD279024DD, OCD309024DD, OCD339024DD, OCD369024DD, OCD399024DD	90 1/4″ to 92 3/4″	
OCD279324DDAH, OCD309324DDAH, OCD339324DDAH, OCD369324DDAH, OCD399324DDAH	93 1/4″ to 95 3/4″	
OCM278424, OCM308424, OCM338424, OCM368424, OCM398424	84″ to 86 3/4″	
OCM278724, OCM308724, OCM338724, OCM368724, OCM398724	87″ to 89 3/4″	
OCM279024, OCM309024, OCM339024, OCM369024, OCM399024	90″ to 92 3/4″	
OCM279324, OCM309324, OCM339324, OCM369324, OCM399324	93″ to 95 3/4″	
OCM2710224AC, OCM3010224AC, OCM3310224AC, OCM3610224AC, OCM3910224AC	102 1/4″ to 107 3/4″	96 1/4″ to 101 3/4″
OCS278424, OCS308424, OCS338424, OCS368424, OCS398424	84″ to 86 3/4″	
OCS278724, OCS308724, OCS338724, OCS368724, OCS398724	87″ to 89 3/4″	
OCS279024, OCS309024, OCS339024, OCS369024, OCS399024	90″ to 92 3/4″	
OCS279324, OCS309324, OCS339324, OCS369324, OCS399324	93″ to 95 3/4″	
OCS2710224AC, OCS3010224AC, OCS3310224AC, OCS3610224AC, OCS3910224AC	102 1/4″ to 107 3/4″	96 1/4″ to 101 3/4″
OCS278424DD, OCS308424DD, OCS338424DD, OCS368424DD, OCS398424DD	84 1/4″ to 86 3/4″	
OCS278724DD, OCS308724DD, OCS338724DD, OCS368724DD, OCS398724DD	87 1/4″ to 89 3/4″	
OCS279024DDAH, OCS309024DDAH, OCS339024DDAH, OCS369024DDAH, OCS399024DDAH	90 1/4″ to 92 3/4″	
OCS279324DDAH, OCS309324DDAH, OCS339324DDAH, OCS369324DDAH, OCS399324DDAH	93 1/4″ to 95 3/4″	
OCSD278424, OCSD308424, OCSD338424, OCSD368424, OCSD398424	84″ to 86 3/4″	
OCSD278724, OCSD308724, OCSD338724, OCSD368724, OCSD398724	87″ to 89 3/4″	
OCSD279024, OCSD309024, OCSD339024, OCSD369024, OCSD399024	90″ to 92 3/4″	
OCSD279324, OCSD309324, OCSD339324, OCSD369324, OCSD399324	93″ to 95 3/4″	
OCSD2710224AC, OCSD3010224AC, OCSD3310224AC, OCSD3610224AC, OCSD3910224AC	102 1/4″ to 107 3/4″	96 1/4″ to 101 3/4″
OMC278424, OMC308424, OMC338424, OMC368424, OMC398424	84″ to 86 3/4″	
OMC278724, OMC308724, OMC338724, OMC368724, OMC398724	87″ to 89 3/4″	

General Cabinet Modifications (cont'd)

Increased or Reduced Heights		
Model	**Increased Height Range**	**Reduced Height Range**
OMC279024, OMC309024, OMC339024, OMC369024, OMC399024	90″ to 92 3/4″	
OMC279324, OMC309324, OMC339324, OMC369324, OMC399324	93″ to 95 3/4″	
OMC2710224AC, OMC3010224AC, OMC3310224AC, OMC3610224AC, OMC3910224AC	102 1/4″ to 107 3/4″	96 1/4″ to 101 3/4″
OMC278424DD, OMC308424DD, OMC338424DD, OMC368424DD, OMC398424DD	84 1/4″ to 86 3/4″	
OMC278724DD, OMC308724DD, OMC338724DD, OMC368724DD, OMC398724DD	87 1/4″ to 89 3/4″	
OMC279024DD, OMC309024DD, OMC339024DD, OMC369024DD, OMC399024DD	90 1/4″ to 92 3/4″	
OMC279324DDAH, OMC309324DDAH, OMC339324DDAH, OMC369324DDAH, OMC399324DDAH	93 1/4″ to 95 3/4″	
PY368424	84″ to 86 3/4″	
PY368724	87″ to 89 3/4″	
PY369024	90″ to 92 3/4″	
PY369324	93″ to 95 3/4″	
PY3610224	102 1/4″ to 107 3/4″	96 1/4″ to 101 3/4″
SB18 L or R, SB21 L or R, SB24 L or R, SB24, SB27, SB30, SB33, SB36, SB39, SB42, SB45, SB48	46 1/2″	30″
SB18ST L or R, SB21ST L or R, SB24ST L or R	46 1/2″	30″
SB24ST, SB27ST, SB30ST, SB33ST, SB36ST, SB39ST, SB42ST, SB45ST, SB48ST	46 1/2″	30″
SF18 L or R	46 1/2″	30″
SF24, SF30, SF36	46 1/2″	30″
SLS3336 L or R, SLS36 L or R	46 1/2″	30″
SLSCR3336 L or R, SLSCR36 L or R	46 1/2″	30″
SLSCR33RS L or R, SLSCR36RS L or R	46 1/2″	30″
SLSCR36CD L or R	46 1/2″	30″
STW_36 L or R, STW2436	36 1/4″ to 38 3/4″	
STW_39 L or R, STW2439	39 1/4″ to 41 3/4″	
STW_42 L or R, STW2442	42 1/4″ to 44 3/4″	
STW_45 L or R, STW2445	45 1/4″ to 47 3/4″	
STW_48 L or R, STW2448	48 1/4″ to 50 3/4″	
STW_51 L or R, STW2451	51 1/4″ to 53 3/4″	
STW_54 L or R, STW2454	54 1/4″ to 56 3/4″	
STW_57 L or R, STW2457	57 1/4″ to 59 3/4″	
STW_60 L or R, STW2460	60 1/4″ to 66″	
STWAG_36 L or R, STWAG2436, STWDAG_36 L or R, STWDAG2436	36 1/4″ to 38 3/4″	
STWAG_39 L or R, STWAG2439, STWDAG_39 L or R, STWDAG2439	39 1/4″ to 41 3/4″	
STWAG_42 L or R, STWAG2442, STWDAG_42 L or R, STWDAG2442	42 1/4″ to 44 3/4″	
STWAG_45 L or R, STWAG2445, STWDAG_45 L or R, STWDAG2445	45 1/4″ to 47 3/4″	
STWAG_48 L or R, STWAG2448, STWDAG_48 L or R, STWDAG2448	48 1/4″ to 50 3/4″	
STWAG_51 L or R, STWAG2451, STWDAG_51 L or R, STWDAG2451	51 1/4″ to 53 3/4″	
STWAG_54 L or R, STWAG2454, STWDAG_54 L or R, STWDAG2454	54 1/4″ to 56 3/4″	
STWAG_57 L or R, STWAG2457, STWDAG_57 L or R, STWDAG2457	57 1/4″ to 59 3/4″	
STWAG_60 L or R, STWAG2460, STWDAG_60 L or R, STWDAG2460	60 1/4″ to 66″	
STWEC1236D, STWEC1236 L or R, STWTC1236LL	36 1/4″ to 38 3/4″	
STWEC1239D, STWEC1239 L or R, STWTC1239LL	39 1/4″ to 41 3/4″	
STWEC1242D, STWEC1242 L or R, STWTC1242LL	42 1/4″ to 44 3/4″	
STWEC1245D, STWEC1245 L or R, STWTC1245LL	45 1/4″ to 47 3/4″	
STWEC1248D, STWEC1248 L or R, STWTC1248LL	48 1/4″ to 50 3/4″	
STWEC1251D, STWEC1251 L or R, STWTC1251LL	51 1/4″ to 53 3/4″	
STWEC1254D, STWEC1254 L or R, STWTC1254LL	54 1/4″ to 56 3/4″	
STWEC1257D, STWEC1257 L or R, STWTC1257LL	57 1/4″ to 59 3/4″	
STWEC1260D, STWEC1260 L or R, STWTC1260LL	60 1/4″ to 66″	
TD6FH L or R, TD9FH L or R, TD12FH L or R, TD15FH L or R, TD18FH L or R	46 1/2″	30″
TD9 L or R, TD12 L or R	46 1/2″	30″
TPP98424 L or R, TPP128424 L or R, TPP158424 L or R, TPP188424 L or R	84″ to 86 3/4″	
TPP98724 L or R, TPP128724 L or R, TPP158724 L or R, TPP188724 L or R	87″ to 89 3/4″	
TPP99024AH L or R, TPP129024AH L or R, TPP159024AH L or R, TPP189024AH L or R	90″ to 92 3/4″	
TPP99324AH L or R, TPP129324AH L or R, TPP159324AH L or R, TPP189324AH L or R	93″ to 95 3/4″	
TPP910224 L or R, TPP1210224 L or R, TPP1510224 L or R, TPP1810224 L or R	102 1/4″ to 107 3/4″	96 1/4″ to 101 3/4″
U3D128424 L or R, U3D158424 L or R, U3D188424 L or R, U3D218424 L or R, U3D248424 L or R	84″ to 86 3/4″	
U3D128724 L or R, U3D158724 L or R, U3D188724 L or R, U3D218724 L or R, U3D248724 L or R	87″ to 89 3/4″	
U3D129024 L or R, U3D159024 L or R, U3D189024 L or R, U3D219024 L or R, U3D249024 L or R	90″ to 92 3/4″	
U3D129324 L or R, U3D159324 L or R, U3D189324 L or R, U3D219324 L or R, U3D249324 L or R	93″ to 95 3/4″	

General Cabinet Modifications (cont'd)

Increased or Reduced Heights		
Model	**Increased Height Range**	**Reduced Height Range**
U3D248424, U3D278424, U3D308424, U3D338424, U3D368424	84″ to 86 3/4″	
U3D248724, U3D278724, U3D308724, U3D338724, U3D368724	87″ to 89 3/4″	
U3D249024, U3D279024, U3D309024, U3D339024, U3D369024	90″ to 92 3/4″	
U3D249324, U3D279324, U3D309324, U3D339324, U3D369324	93″ to 95 3/4″	
U4D128424 L or R, U4D158424 L or R, U4D188424 L or R, U4D218424 L or R, U4D248424 L or R	84″ to 86 3/4″	
U4D128724 L or R, U4D158724 L or R, U4D188724 L or R, U4D218724 L or R, U4D248724 L or R	87″ to 89 3/4″	
U4D129024 L or R, U4D159024 L or R, U4D189024 L or R, U4D219024 L or R, U4D249024 L or R	90″ to 92 3/4″	
U4D129324 L or R, U4D159324 L or R, U4D189324 L or R, U4D219324 L or R, U4D249324 L or R	93″ to 95 3/4″	
U4D248424, U4D278424, U4D308424, U4D338424, U4D368424	84″ to 86 3/4″	
U4D248724, U4D278724, U4D308724, U4D338724, U4D368724	87″ to 89 3/4″	
U4D249024, U4D279024, U4D309024, U4D339024, U4D369024	90″ to 92 3/4″	
U4D249324, U4D279324, U4D309324, U4D339324, U4D369324	93″ to 95 3/4″	
U128412 L or R, U158412 L or R, U188412 L or R, U218412 L or R, U248412 L or R	84″ to 86 3/4″	
U128712 L or R, U158712 L or R, U188712 L or R, U218712 L or R, U248712 L or R	87″ to 89 3/4″	
U129012 L or R, U159012 L or R, U189012 L or R, U219012 L or R, U249012 L or R	90″ to 92 3/4″	
U129312 L or R, U159312 L or R, U189312 L or R, U219312 L or R, U249312 L or R	93″ to 95 3/4″	
U1210212 L or R, U1510212 L or R, U1810212 L or R, U2110212 L or R, U2410212 L or R	102 1/4″ to 107 3/4″	96 1/4″ to 101 3/4″
U128424 L or R, U158424 L or R, U188424 L or R, U218424 L or R, U248424 L or R	84″ to 86 3/4″	
U128724 L or R, U158724 L or R, U188724 L or R, U218724 L or R, U248724 L or R	87″ to 89 3/4″	
U129024 L or R, U159024 L or R, U189024 L or R, U219024 L or R, U249024 L or R	90″ to 92 3/4″	
U129324 L or R, U159324 L or R, U189324 L or R, U219324 L or R, U249324 L or R	93″ to 95 3/4″	
U1210224 L or R, U1510224 L or R, U1810224 L or R, U2110224 L or R, U2410224 L or R	102 1/4″ to 107 3/4″	96 1/4″ to 101 3/4″
U248412, U278412, U308412, U338412, U368412	84″ to 86 3/4″	
U248712, U278712, U308712, U338712, U368712	87″ to 89 3/4″	
U249012, U279012, U309012, U339012, U369012	90″ to 92 3/4″	
U249312, U279312, U309312, U339312, U369312	93″ to 95 3/4″	
U2410212, U2710212, U3010212, U3310212, U3610212	102 1/4″ to 107 3/4″	96 1/4″ to 101 3/4″
U248424, U278424, U308424, U338424, U368424	84″ to 86 3/4″	
U248724, U278724, U308724, U338724, U368724	87″ to 89 3/4″	
U249024, U279024, U309024, U339024, U369024	90″ to 92 3/4″	
U249324, U279324, U309324, U339324, U369324	93″ to 95 3/4″	
U2410224, U2710224, U3010224, U3310224, U3610224	102 1/4″ to 107 3/4″	96 1/4″ to 101 3/4″
U158424RT L or R, U188424RT L or R, U218424RT L or R, U248424RT L or R	84″ to 86 3/4″	
U158724RT L or R, U188724RT L or R, U218724RT L or R, U248724RT L or R	87″ to 89 3/4″	
U159024RT L or R, U189024RT L or R, U219024RT L or R, U249024RT L or R	90″ to 92 3/4″	
U159324RT L or R, U189324RT L or R, U219324RT L or R, U249324RT L or R	93″ to 95 3/4″	
U1510224RT L or R, U1810224RT L or R, U2110224RT L or R, U2410224RT L or R	102 1/4″ to 107 3/4″	96 1/4″ to 101 3/4″
U248424RT, U278424RT, U308424RT, U338424RT, U368424RT	84″ to 86 3/4″	
U248724RT, U278724RT, U308724RT, U338724RT, U368724RT	87″ to 89 3/4″	
U249024RT, U279024RT, U309024RT, U339024RT, U369024RT	90″ to 92 3/4″	
U249324RT, U279324RT, U309324RT, U339324RT, U369324RT	93″ to 95 3/4″	
U2410224RT, U2710224RT, U3010224RT, U3310224RT, U3610224RT	102 1/4″ to 107 3/4″	96 1/4″ to 101 3/4″
UCD1521, UCD1821, UCD2121, UCD2421, UCD2721, UCD3021, UCD3321, UCD3621	5 1/4″ to 6 1/2″	
UI128424 L or R, UI158424 L or R, UI188424 L or R, UI218424 L or R, UI248424 L or R	84″ to 86 3/4″	
UI128724 L or R, UI158724 L or R, UI188724 L or R, UI218724 L or R, UI248724 L or R	87″ to 89 3/4″	
UI129024 L or R, UI159024 L or R, UI189024 L or R, UI219024 L or R, UI249024 L or R	90″ to 92 3/4″	
UI129324 L or R, UI159324 L or R, UI189324 L or R, UI219324 L or R, UI249324 L or R	93″ to 95 3/4″	
UI1210224 L or R, UI1510224 L or R, UI1810224 L or R, UI2110224 L or R, UI2410224 L or R	102 1/4″ to 107 3/4″	96 1/4″ to 101 3/4″
UOC24846 L or R	84″ to 86 3/4″	
UOC24876 L or R	87″ to 89 3/4″	
UOC24906 L or R	90″ to 92 3/4″	
UOC24936 L or R	93″ to 95 3/4″	
UOC241026 L or R	102 1/4″ to 107 3/4″	96 1/4″ to 101 3/4″
UOC24846	84″ to 86 3/4″	
UOC24876	87″ to 89 3/4″	
UOC24906	90″ to 92 3/4″	
UOC24936	93″ to 95 3/4″	
UOC241026	102 1/4″ to 107 3/4″	96 1/4″ to 101 3/4″
UOC24849 L or R	84″ to 86 3/4″	
UOC24879 L or R	87″ to 89 3/4″	
UOC24909 L or R	90″ to 92 3/4″	
UOC24939 L or R	93″ to 95 3/4″	

General Cabinet Modifications (cont'd)

Increased or Reduced Heights		
Model	**Increased Height Range**	**Reduced Height Range**
UOC241029 L or R	102 1/4″ to 107 3/4″	96 1/4″ to 101 3/4″
UOC24849	84″ to 86 3/4″	
UOC24879	87″ to 89 3/4″	
UOC24909	90″ to 92 3/4″	
UOC24939	93″ to 95 3/4″	
UOC241029	102 1/4″ to 107 3/4″	96 1/4″ to 101 3/4″
UOCDZ24849	84″ to 86 3/4″	
UOCDZ24879	87″ to 89 3/4″	
UOCDZ24909	90″ to 92 3/4″	
UOCDZ24939	93″ to 95 3/4″	
UOCDZ241029	102 1/4″ to 107 3/4″	96 1/4″ to 101 3/4″
W_12, W2412	12 1/4″ to 14 3/4″	
W_15, W2415	15 1/4″ to 17 3/4″	
W_18, W2418	18 1/4″ to 20 3/4″	
W_27, W2427	27 1/4″ to 29 3/4″	
W_30, W2430	30 1/4″ to 32 3/4″	
W_33, W2433	33 1/4″ to 35 3/4″	
W_36, W2436	36 1/4″ to 38 3/4″	
W_39, W2439	39 1/4″ to 41 3/4″	
W_42, W2442	42 1/4″ to 44 3/4″	
W_45, W2445	45 1/4″ to 47 3/4″	
W_48, W2448	48 1/4″ to 54″	
W_18P L or R, W2418P	18 1/4″ to 23 3/4″	12″ to 17 3/4″
W_24P L or R, W2424P	24 1/4″ to 29 3/4″	
W_30P L or R, W2430P	30 1/4″ to 35 3/4″	
W_36P L or R, W2436P	36 1/4″ to 42″	
W921 L or R, W2421	21 1/4″ to 23 3/4″	
W924 L or R, W2424	24 1/4″ to 26 3/4″	
W241824 L or R	18 1/4″ to 20 3/4″	
W242124 L or R	21 1/4″ to 23 3/4″	
W242424 L or R	24 1/4″ to 26 3/4″	
W241224, W271224, W301224, W331224, W341224, W361224, W371224, W391224, W421224, W451224	12 1/4″ to 14 3/4″	
W241524, W271524, W301524, W331524, W341524, W361524, W371524, W391524, W421524, W451524, W481524	15 1/4″ to 17 3/4″	
W241824, W271824, W301824, W331824, W341824, W361824, W371824, W391824, W421824, W451824, W481824, W481824CS	18 1/4″ to 20 3/4″	
W242124, W272124, W302124, W332124, W342124, W362124, W372124, W392124, W422124, W452124, W482124, W482124CS	21 1/4″ to 23 3/4″	
W242424, W272424, W302424, W332424,W342424, W362424, W372424, W392424, W422424, W452424, W482424, W482424CS	24 1/4″ to 26 3/4″	
W361824PO L or R, W361824PO, W371824PO L or R, W371824PO, W391824PO L or R, W391824PO	18 1/4″ to 20 3/4″	
W362124PO L or R, W362124PO, W372124PO L or R, W372124PO, W392124PO L or R, W392124PO	21 1/4″ to 23 3/4″	
WB12 L or R, WB15 L or R, WB18 L or R, WB21 L or R, WB24 L or R, WB24, WB27, WB30, WB33, WB36, WB39, WB42, WB45, WB48	46 1/2″	30″
WC_24 L or R	24 1/4″ to 26 3/4″	
WC_27 L or R	27 1/4″ to 29 3/4″	
WC_30 L or R	30 1/4″ to 32 3/4″	12″ to 29 3/4″
WC_33 L or R	33 1/4″ to 35 3/4″	
WC_36 L or R	36 1/4″ to 38 3/4″	
WC_39 L or R	39 1/4″ to 41 3/4″	
WC_42 L or R	42 1/4″ to 48″	
WEC1230D, WEC1230 L or R	30 1/4″ to 32 3/4″	12″ to 29 3/4″
WEC1233D, WEC1233 L or R	33 1/4″ to 35 3/4″	
WEC1236D, WEC1236 L or R	36 1/4″ to 38 3/4″	
WEC1239D, WEC1239 L or R	39 1/4″ to 41 3/4″	
WEC1242D, WEC1242 L or R	42 1/4″ to 48″	
WEC1245D, WEC1245 L or R	45 1/4″ to 47 3/4″	
WEC1248D, WEC1248 L or R	48 1/4″ to 54″	
WOBS2436, WOBS3036, WOBS3636	36 1/4″ to 48″	
WTC1230LL	30 1/4″ to 32 3/4″	12″ to 29 3/4″
WTC1233LL	33 1/4″ to 35 3/4″	
WTC1236LL	36 1/4″ to 38 3/4″	
WTC1239LL	39 1/4″ to 41 3/4″	
WTC1242LL	42 1/4″ to 44 3/4″	
WTC1245LL	45 1/4″ to 47 3/4″	
WTC1248LL	48 1/4″ to 54″	
WTH_30BF	30 1/4″ to 32 3/4″	
WTH_33BF	33 1/4″ to 35 3/4″	
WTH_15VL	15 1/4″ to 17 3/4″	
WTH_18VL	18 1/4″ to 20 3/4″	
WTH2412SL, WTH2712SL, WTH3012SL, WTH3312SL, WTH3612SL		9 1/4″ to 11 3/4″
WTH2415SL, WTH2715SL, WTH3015SL, WTH3315SL, WTH3615SL	15 1/4″ to 17 3/4″	12 1/4″ to 14 3/4″
WTH2418SL, WTH2718SL, WTH3018SL, WTH3318SL, WTH3618SL	18 1/4″ to 20 3/4″	
WTH2421SL, WTH2721SL, WTH3021SL, WTH3321SL, WTH3621SL	21 1/4″ to 23 3/4″	

General Cabinet Modifications (cont'd)

	Wall	Base	Tall	Filler	Panel	
Increased	0	0	0	0	0	per cabinet

Increased Widths in 1/4″ Increments

Specify IW__ __.__ __. (Increased Widths in 1/4″ Increments)

Modification is restricted to starting with the smaller standard cabinet width and then increasing the width.

For example, to achieve a Wall Cabinet 13 1/4″ wide by 12″ high, order a W1212 L or R IW13.25.

Many cabinets are available with the Increased Widths 1/4″ Increments modification. See chart below for included cabinets and width availabilities.

- Not available in conjunction with some modifications including: Split Doors and Split Drawers.
- When IW is used in conjunction with Clipped Corners or Wide Stiles, then not available with 24″ wide Peninsulas, B4D_, B4D_RT, B39RT, B42RT, or B45RT models.
- The following configurations will apply to cabinets with doors and/or drawers:

  9″ - 23 3/4″ – 1 door
  24 1/4″ - 38 3/4″ – 2 door, 1 drawer
  39 1/4″ - 47 3/4″ – 2 door, 2 drawer (will have a mullion between the doors and drawers)

*will not have mullion

NOTE: Changes to cabinets not listed below will be subject to an upcharge.

Increased Width 1/4″ Increments				
Cabinet	Description	Page #	Cabinet Widths	
			Minimum	Maximum
Wall Cabinets				
STW	Stacked Wall	J•28	12″	48″
STWAG	Stacked Wall w/Vertical-lift	J•36	15″	36″
STWDAG	Stacked Wall w/Appliance Garage	J•24	15″	36″
W	Wall	J•3	9″	48″
W_P	Wall Peninsula	J•74	9″	48″
W_ _ _ _24 (24″-36″ wide)	Wall Refrigerator (24″-36″ wide)	J•46	24″	39″
W_ _ _ _24 (42″-45″ wide)	Wall Refrigerator (42″-45″ wide)	J•46	42″	48″
W_ _ _ _24PO	Refrigerator Wall Pull-out Cabinet	J•49	36″	39″
W_ _ _ _24PO L or R	Refrigerator Wall Pull-out Cabinet	J•49	36″	39″
WTH_BF	Wall Top Hinge w/Bifold	J•15	24″	36″
WTH_SL	Wall Top Hinge w/Stay Lift	J•9	24″	36″
WVL	Wall Top Hinge w/Vertical-lift & Stay Lift	J•5	24″	36″
Base Cabinets				
2DB	Two Drawer Base	L•32	24″	38 3/4″
2DB_RT	Two Drawer Base w/Roll Trays	L•33	18″	36″
3DB*	Three Drawer Base	L•27	12″	42″
3DBBDD_ _	Three Drawer Base Buffet w/Deep Drawer	L•31	30 1/4″	35 3/4″
3DBDD_ _	Three Drawer Base w/Deep Drawer	L•29	24 1/4″	35 3/4″
4DB*	Four Drawer Base	L•24	12″	42″
B	Base	L•3	9″	48″
B_FH	Full Height Base	L•12	6″	48″
B_FHP	Full Height Base Peninsula	L•81	9″	48″
B_P	Base Peninsula	L•80	9″	48″
B_RT	Base w/Roll Tray	L•6	12″	48″
B2D	Base w/Two Split Drawers	L•16	9″	36″
B2D_RT	Base w/Two Split Drawers & Roll Tray	L•17	12″	36″
B4D	Base Double Door w/Four Split Drawers	L•18	24″	48″
B4D_RT	Base Double Door w/Four Split Drawers & Roll Tray	L•18	24″	48″
CNTYSB	Country Sink Base Cabinet	L•48	30″	48″
SB	Sink Base	L•38	18″	48″
TD_FH	Full Height Base w/Tray Divider	L•83	6″	18″
WB	Wall Base	L•23	12″	48″
Furniture Drawers				
FDWB	Furniture Drawer Window Bench	L•105	15″	48″
Tall Cabinets				
U	Utility	M•3	12″	36″
U_RT	Utility w/Roll Trays	M•21	15″	36″
U3D	Utility w/Three Drawers	M•16	12″	36″
U4D	Utility w/Four Drawers	M•18	12″	36″
Oven & Microwave Cabinets				
3DB_ _WD	Three Drawer Base, Warming Drawer	N•11	24″	36″
BBMWD_ _	Base Built-in Microwave Cabinet w/Drawer	N•13	24 1/4″	32 3/4″
BO	Base Oven Cabinet	N•15	27″	36″
BO_ _	Base Oven Trimmable Cabinet	N•14	27 1/4″	35 3/4″
BO_LD	Base Oven Cabinet w/Lower Drawer	N•16	27″	36″
BMW_RT	Base Microwave Cabinet w/Roll Tray	N•12	24″	36″
BMWD	Base Microwave Cabinet w/Drawer	N•13	24″	36″
BMWD_DD	Base Microwave Cabinet w/Deep Drawer	N•14	24 1/4″	32 3/4″

General Cabinet Modifications (cont'd)

Increased Width 1/4″ Increments				
Cabinet	Description	Page #	Cabinet Widths	
			Minimum	Maximum
Oven & Microwave Cabinets, (cont'd)				
MW	Wall Microwave Double Door Cabinet	N•4	24″	36″
MW__18	Wall Microwave Cabinet, 18" High	N•3	27 1/4″	32 3/4″
MW__21	Wall Microwave Cabinet, 21" High	N•3	27 1/4″	32 3/4″
OCD	Double Oven Trimmable Cabinet	N•35	27″	39″
OCD_____DD	Double Oven Trimmable Cabinet w/Deep Drawer	N•51	27 1/4″	35 3/4″
OCD_____DDAH	Double Oven Trimmable Cabinet w/Deep Drawer	N•52	27 1/4″	35 3/4″
OCM	Tall Built-in Microwave Cabinet	N•17	27″	39″
OCS	Single Oven Trimmable Cabinet	N•43	27″	39″
OCS_____DD	Single Oven Trimmable Cabinet w/Deep Drawer	N•45	27 1/4″	35 3/4″
OCS_____DDAH	Single Oven Trimmable Cabinet w/Deep Drawer	N•45	27 1/4″	35 3/4″
OCSD	Single Oven Trimmable Cabinet w/Drawers	N•37	27″	39″
OMC	Microwave & Single Oven Trimmable Cabinet	N•27	27″	39″
OMC_____DD	Microwave & Single Oven Trimmable Cabinet w/Deep Drawer	N•29	27 1/4″	35 3/4″
OMC_____DDAH	Microwave & Single Oven Trimmable Cabinet w/Deep Drawer	N•30	27 1/4″	35 3/4″
WBMW_____	Wall Built-in Microwave Double Door Cabinet	N•9	27 1/4″	32 3/4″
Office & Furniture Cabinets				
DDR_____	Desk Drawer Base	O•24	12 1/4″	35 3/4″
T_BCAV	Tall Bookcase w/Arched Valance	O•29	18″	36″
TD_BCAV	Tall Bookcase w/Doors & Arched Valance	O•32	18″	36″
TDO_BCAV	Tall Bookcase w/Office Height Doors & Arched Valance	O•38	18″	36″
TDV_BCAV	Tall Bookcase w/Vanity Height Doors & Arched Valance	O•35	18″	36″
W_BCAV	Wall Bookcase w/Arched Valance	O•26	15″	39″
Vanity Cabinets				
4VDB	Vanity Four Drawer Base	P•44	12″	36″
BCST_	Bath Storage Tower	P•61	12″	30″
BCSTDRW_	Base Storage Tower Single Drawer	P•62	12″	30″
UV	Vanity Utility	P•47	15″	24″
V_S	Vanity Base w/Shelf	P•9	12″	48″
VB	Vanity Base	P•7	12″	48″
VDB	Vanity Three Drawer Base	P•42	12″	36″
VSB	Vanity Sink Base w/False Panel	P•14	18″	48″
Desk Drawers				
UCD_	Under Counter Drawer 5″ High, 21″ Deep	P•46	15 1/4″	35 3/4″
Panels				
TEP_WD	Refrigerator Panel 12″ or 13″ Deep	Q•16	1 1/2″	6″
TEP_WD	Refrigerator Panel 24″ Deep	Q•17	1 1/2″	6″
_3_BCFP	Box Column Filler 3″ Wide	Q•10	3 1/4″	5 3/4″
_6_BCFP	Box Column Filler 6″ Wide	Q•10	6 1/4″	12″
BEP_	Base End Panel 24″ Deep, 34 1/2″ High	Q•14	1 1/2″	6″
BEPOF3WD	End Panels – Full Overlay Styles Only	Q•15	3″	5 3/4″
WEPOF3_WD	End Panels – Full Overlay Styles Only	Q•15	3″	5 3/4″
TEP_OF3WD	End Panels – Full Overlay Styles Only	Q•15	3″	5 3/4″
WEPF3_WD	Wall End Panel 12″ or 13″ Deep, 30″ High	Q•13	1.5″	6″
Kits & Hardware				
CIW	Cutlery Divider	S•5	12″	36″
CUD	Cooking Utensil Divider	S•4	5″	36″
DRT_SP	Deep Roll Tray Kit	S•9	12″	36″
RT_SP	Roll Tray Kit	S•9	12″	36″
SRT_SP	Scooped Roll Tray Kit	S•10	12″	38 3/4″
Mouldings & Embellishments				
AV_	Arch Valance	R•18	84″	96″
VV_	Straight Valance	R•19	84″	96″
V_B	Style B Valance	R•19	84″	96″
V_D	Style D Valance	R•19	84″	96″
V_E	Style E Valance	R•19	84″	96″
V_H	Style H Valance	R•20	84″	96″
V_J	Style J Valance	R•20	84″	96″
V_K	Style K Valance	R•20	84″	96″
V_L	Style L Valance	R•20	84″	96″

General Cabinet Modifications (cont'd)

	Wall	Base	Tall	Filler	Panel	
Increased	0	0	0	N/A	N/A	per cabinet

Increased Widths in 3″ increments

Specify IW__ (Increased Width)

Some cabinets are available with the Increased Width option. See chart below for cabinets with this option along with available sizes.

- To achieve desired widths, select the existing cabinet from below and specify IW along with the new width. For example, to achieve a B033, order a B033 IW36.
- For Wall Quarter Round End Shelf (WQRES), Increased Widths available in 9″ and 12″. See page J•98 for WQRES cabinets.
- Increased widths available in 3″ increments from 15″ to 45″.

NOTE: Changes to cabinets not listed below will be subject to an upcharge.

Increased Width in 3″ Increments												
Cabinet	Description	Page #	Cabinet Widths									
			15″	18″	21″	24″	27″	30″	33″	36″	39″	42″	45″
Wall Cabinets													
WOBS3636	Wall Organizer & Bookshelf 36″ W	J•92									✓		
Range Hoods													
HP-12	Hearth Pier 12″ W	K•22	✓										
Base Cabinets													
2DB36DR	Two Drawer Base, Drop-in Range 36″ W	L•55									✓		
2DB36RDR	Two Drawer Base w/Reduced Drawers, Drop-in Range 36″ W	L•56									✓		
B36DR	Base, Drop-in Range 36″ W	L•56									✓		
BQRES L or R	Base Quarter Round End Shelf	L•101	✓										
Office & Furniture Cabinets													
CPU152924	CPU Base	O•25		✓									
EB12NTK L or R	Entertainment Base w/No Toekick	O•12	✓	✓									
EB18 L or R	Entertainment Base	O•12			✓	✓							
ESTW1858.5 L or R	Entertainment Stacked Wall	O•13			✓	✓							
EW1236 L or R	Entertainment Wall	O•13	✓	✓									

General Cabinet Modifications (cont'd)

	Wall	Base	Tall	Filler	Panel	
Reduced	0	0	0	0	N/A	per cabinet

Reduced Widths in 3″ increments

Specify RW__ (Reduced Width)

Some cabinets are available with the special width option. See chart below for cabinets with this option along with sizes available.

- To achieve desired widths, select the existing cabinet from below and specify RW along with the new width. For example, to achieve a B36DR, order a B36DR RW33.
- Reduced widths available in 3″ increments from 9″ to 33″.

*For Wall Quarter Round End Shelf (WQRES) Reduced Widths available in 5″. See page J•98 for WQRES cabinets.

NOTE: Changes to cabinets not listed below will be subject to an upcharge.

Reduced Width in 3″ Increments

Cabinet	Description	Page #	Cabinet Widths											
			9″	12″	15″	18″	21″	24″	27″	30″	33″	36″	39″	42″
Wall Cabinets														
W618	Wine Cube Horizontal 18″ W	J•96		✓										
WCD3015	Wall China Display 30″ W	J•95							✓					
WCD3615	Wall China Display 36″ W	J•95									✓			
WOBS3036	Wall Organizer & Bookshelf 30″ W	J•92							✓					
WOBS3636	Wall Organizer & Bookshelf 36″ W	J•92									✓			
WSD18	Wall Spice Drawer Horizontal 18″ W	J•97		✓										
Range Hoods														
HP-12	Hearth Pier 12″ W	K•22	✓											
Base Cabinets														
2DB18RT	Two Drawer Base w/Roll Trays 18″ W	L•33		✓	✓									
2DB24RT	Two Drawer Base w/Roll Trays 24″ W	L•33					✓							
2DB36DR	Two Drawer Base, Drop-in Range 36″ W	L•55									✓			
2DB36RDR	Two Drawer Base w/Reduced Drawers, Drop-in Range 36″ W	L•56									✓			
B36DR	Base, Drop-in Range 36″ W	L•56									✓			
B36RRTDR	Base w/Roll Trays, Drop-in Range 36″ W	L•57									✓			
B36RTDR	Base w/Reduced Depth Roll Trays, Drop-in Range 36″ W	L•57									✓			
BQRES L or R	Base Quarter Round End Shelf	L•101	✓											
Office & Furniture Cabinets														
4EDB48NTK	Four Drawer Entertainment Base, No Toekick 48″ W	O•14						✓		✓		✓		✓
4EDB48	Four Drawer Entertainment Base 48″ W	O•13						✓		✓		✓		✓
DF3D182924	Desk File Drawer Base	O•24			✓									
EB18 L or R	Entertainment Base	O•12	✓	✓	✓									
EEDB	Entry Ensemble Drawer Base	O•3		✓	✓									
EEOB	Entry Ensemble Open Base	O•4		✓	✓									
EOD24	Entertainment Open Drawer	O•12	✓	✓	✓	✓	✓							
EESTW	Entry Ensemble Stacked Wall	O•6		✓	✓									
ESTW1858.5 L or R	Entertainment Stacked Wall	O•13	✓	✓	✓									
EESTWO	Entry Ensemble Stacked Wall Open	O•5		✓	✓				✓	✓	✓			
EET	Entry Ensemble Tall	O•3		✓	✓									
EW1236 L or R	Entertainment Wall	O•13	✓											
T18-BCAV	Tall Bookcase w/Arched Valance	O•29			✓									
TD18-BCAV	Tall Bookcase w/Doors & Arched Valance	O•32			✓									
TDO18-BCAV	Tall Bookcase w/Office Height Doors & Arched Valance	O•38			✓									
TDV18-BCAV	Tall Bookcase w/Vanity Height Doors & Arched Valance	O•35			✓									

General Cabinet Modifications (cont'd)

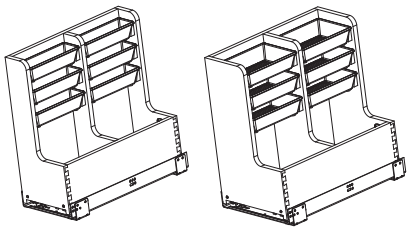

L-shaped Organizer

	Wall	Base	Tall	Filler	Panel	
	N/A	700	N/A	N/A	N/A	per cabinet
VLSOB	N/A	1400	N/A	N/A	N/A	per cabinet

Specify VLSOL (L-shaped Organizer Left), VLSOR (L-shaped Organizer Right), and VLSOB (L-shaped Organizer Both)

This option installs an L-shaped Organizer.

- L or R designates installed side.
- Includes 6 acrylic bins in upper section.
- Bottom mounted full extension, Smart Stop slides.
- Pull-out dimensions for 12″ wide model are 8 3/4″ W x 18 3/4″ D x 18 13/16″ H.
- Pull-out dimensions for 15″ wide model are 11 5/8″ W x 18 3/4″ D x 18 13/16″ H.
- Only available as a modification in select 2VSD, VSB, VCSD, VCDB and 6VSD SKUs.

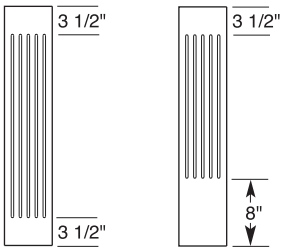

Wall/Base **Base with Flush Toekick Option**

Rose Fluting

3″	50	50	50	N/A	N/A	per part

Specify ROSFLUT3L (3″ Rose Flute Left), ROSFLUT3R (3″ Rose Flute Right), ROSFLUT3B (3″ Rose Flute Both), ROSFLUT3L.P (3″ Rose Flute Left - Peninsula), ROSFLUT3R.P (3″ Rose Flute Right - Peninsula), or ROSFLUT3B.P (3″ Rose Flute Both - Peninsula)

When Rosettes are selected to be used with Fluting, Rosette Fluting (ROSFLUT) must be specified. This option reduces Fluting length 1″ on the top and bottom to provide enough space to attach the Rosettes.

- Any option that extends the stiles (Bottom Valance Rail, Flush Toekick, Open Bottom Rail Base, Top Valance Rail, and Wide Top Rail) do not extend the Flute dimensions.
- Special spacing between flutes not available.
- See individual cabinets for availability.

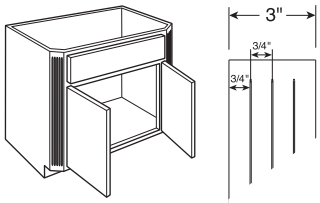

3″ detail

Rose Fluting on Fillers

3″	N/A	N/A	N/A	50	50	per part
6″	N/A	N/A	N/A	95	95	per part

Specify ROSFLUT3 (3″ Rose Fluting on Filler) or ROSFLUT3CTR (6″ Filler Rose Fluted 3″ on Center)

When Rosettes are selected to be used with Fluting, Rosette Fluting (ROSFLUT) must be specified. This option reduces Fluting length 1″ on the top and bottom to provide enough space to attach the Rosettes.

- Base and Tall End panels with 3″ or 6″ frame rail return are available with Fluting. Specify Left or Right.
- Special spacing between flute is not available.
- Available in 3″ or 6″.
- The options Wide Bottom Rail, Wide Top Rail and Flush Toekick do not extend the flute dimensions.
- See individual fillers and panels for availability.

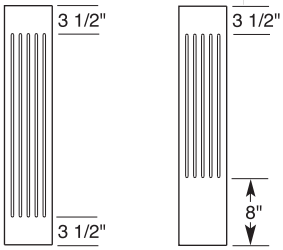

Wall/Base **Base with Flush Toekick Option**

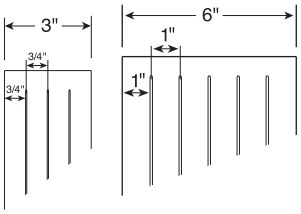

3″ detail **6″ detail**

General Cabinet Modifications (cont'd)

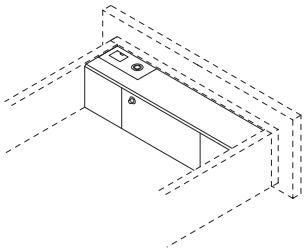

Secured Drawer featuring Master Lock Biometric Technology NEW

	Wall	Base	Tall	Filler	Panel	
	N/A	590	N/A	N/A	N/A	per cabinet
DRWSECB	N/A	1180	N/A	N/A	N/A	per cabinet

Specify DRWSEC (Secured Drawer featuring Master Lock Biometric Technology),
DRWSECL (Secured Drawer featuring Master Lock Biometric Technology Left),
DRWSECR (Secured Drawer featuring Master Lock Biometric Technology Right), or
DRWSECB (Secured Drawer featuring Master Lock Biometric Technology Both)

Select base cabinets can be ordered with the standard top drawer (5″ high frame opening) replaced with the DRWSEC.

- Designed for 18″, 21″, or 24″ base cabinet drawers.
- Full extension, concealed Smart Stop slides.
- 110 lb. rated.
- Special sizes not available.
- Only available in 24″ deep.
- Modifies the standard drawer box with an installed self-locking mechanism featuring proven Master Lock advanced sensor biometric technology.
- When activated, drawer opens 2 3/16″ to access fingerprint reader, which stores up to 100 unique fingerprints.
- Homeowner must reset memory after cabinet installation.
- Secured housing protrudes 2 3/4″ into the depth of the drawer box interior.
- Features one 9V battery compartment (battery not included).
- Self-locking when in closed position.
- Manual key lock on bottom of drawer for backup method of entry.
- Installer must remove the drawer front to drill and countersink the back of the drawer front for field installation of knobs and pulls.
- Available in top drawer(s) only.
- Not available on Inset or Beaded Inset Styles.

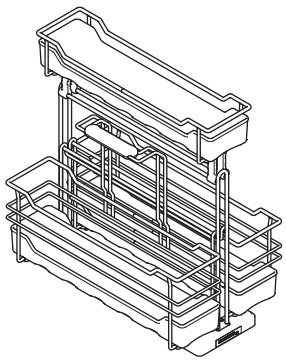

Sink Base Cleaning Caddy

N/A	1225	N/A	N/A	N/A	per cabinet

Specify SBCADDYL (Sink Base Cleaning Caddy Left) or SBCADDYR (Sink Base Cleaning Caddy Right)

- L or R designates installed side.
- Includes one removable basket with handle, one basket without handle, swivel basket and 8 dividers.
- Bottom mounted full extension, Smart Stop slides.
- Caddy dimensions are 11″ wide x 20″ high x 18 1/2″ deep.
- Caddy fits in cabinets with a minimum: 12″ wide (15″ for inset) x 20 1/2″ high (frame opening) x 21″ deep.

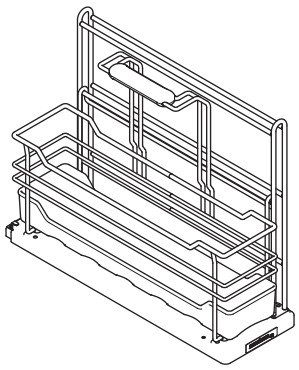

Sink Base Cleaning Caddy Small

N/A	950	N/A	N/A	N/A	per cabinet

Specify SBCADDYSML (Sink Base Cleaning Caddy Small Left) or SBCADDYSMR (Sink Base Cleaning Caddy Small Right)

- L or R designates installed side.
- Includes one removable basket with handle and four dividers.
- Bottom mounted full extension, Smart Stop slides.
- Caddy dimensions are 6 3/8″ wide x 15 3/4″ high x 18 1/2″ deep.
- Caddy fits in cabinets with a minimum: 9″ wide x 16″ high (frame opening) x 21″ deep.

General Cabinet Modifications (cont'd)

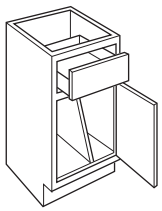

Opening	TD
3	0
6	1
9	1
10 1/2	1
12	2
13 1/2	2
15	2
16 1/2	2
18	3
19 1/2	3
21	3
22 1/2	3
24	4
27	4
30	5
33	5
36	5

Tray Divider

	Wall	Base	Tall	Filler	Panel	
	140	140	140	N/A	N/A	per divider

Specify _TD (Installed Tray Divider), _TDBTM (Installed Tray Divider - Bottom), _TDLBTM (Installed Tray Divider - Left - Bottom), _TDRBTM (Installed Tray Divider - Right - Bottom), _TDL (Installed Tray Divider - Left), _TDMID (Installed Tray Divider - Middle), _TDLMID (Installed Tray Divider - Left - Middle), _TDRMID (Installed Tray Divider - Right - Middle), _TDR (Installed Tray Divider - Right), _TDTOP (Installed Tray Divider - Top), _TDLTOP (Installed Tray Divider - Left - Top), or _TDRTOP (Installed Tray Divider - Right - Top)

Removable Tray Dividers are available installed in cabinets. The Tray Dividers are Natural regardless of the color of the interior of the cabinet. Opening heights of 9″ to 39″ can have installed Tray Dividers. Tray Dividers can be installed in cabinets with reduced depths (9″ minimum), but may not be installed in units over 30″ deep.

- Tray Dividers will be evenly spaced unless specified otherwise. When special spacing is requested, 6″ minimum between dividers is required.
- See chart for maximum number of dividers per face frame opening.
- When the Tray Divider (TD) option is chosen, shelf holes will not be drilled in cabinet. Shelves will not ship with cabinet.
- Specify the number of tray dividers between 1 and 5.
- See individual cabinets for availability.

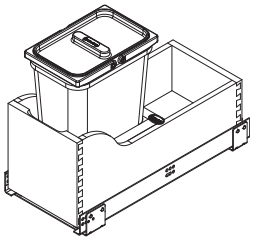

Vanity Wastebasket Container

	N/A	1200	N/A	N/A	N/A	per cabinet

Specify VWBL (Vanity Wastebasket Container Left) or VWBR (Vanity Wastebasket Container Right)

This option installs a Vanity Wastebasket Container.

- L or R designates installed side.
- Includes 8 qt. wastebin.
- Bottom mounted full extension, Smart Stop slides.
- Pull-out dimensions: 8 5/8″ W x 18 9/16″ D x 13 15/16″ H.

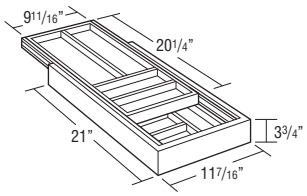

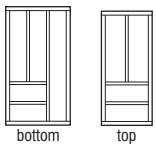

WTCD15

Cabinet Width	Frame Opening Width
15″	12″
18″	15″
21″	18″
24″	21″
30″	27″
36″	33″

Wood Tiered Cutlery Divider Drawer

	N/A	430	430	N/A	N/A	per cabinet
WTCDB	N/A	850	850	N/A	N/A	per cabinet

Specify WTCD (Installed Wood Tiered Cutlery Divider Drawer), WTCDL (Installed Wood Tiered Cutlery Divider Drawer Left), WTCDR (Installed Wood Tiered Cutlery Divider Drawer Right), or WTCDB (Installed Wood Tiered Cutlery Divider Drawer Both)

Many base cabinets can be ordered with the standard top drawer (5″ high frame opening) replaced with the WTCD.

- The WTCD is available in six sizes, see chart for availability.
- Available on 24″ deep cabinets only.
- Special sizes not available.
- WTCD15 shown. Different sizes of the cutlery dividers may have different configurations. Please reference page S•5 for more details.

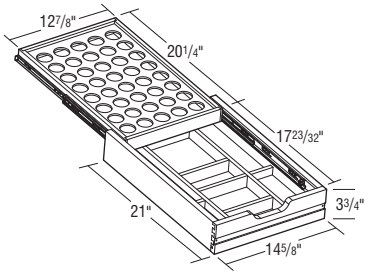

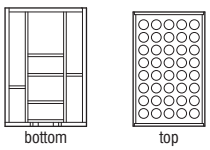

Wood Tiered K-Cup* Drawer

	N/A	670	670	N/A	N/A	per cabinet
WTKCUPB	N/A	1340	1340	N/A	N/A	per cabinet

Specify WTKCUP (Installed Wood Tiered K-Cup Drawer), WTKCUPL (Installed Wood Tiered K-Cup Drawer Left), WTKCUPR (Installed Wood Tiered K-Cup Drawer Right), or WTKCUPB (Installed Wood Tiered K-Cup Drawer Both)

Many base cabinets can be ordered with the standard top drawer (5″ high frame opening) replaced with the WTKCUP.

- The WTKCUP is available in 15″ frame opening width.
- Holds 40 K-Cups.
- The Wood Tiered K-Cup Drawer is compatible with K-Cup pods only.
- Available on 24″ deep cabinets only.
- Special sizes not available.

*K-Cup is a registered trademark of Keurig Green Mountain, Inc.

Recommendations for Fully Accessible/Barrier-Free Design

Many Schrock Boutique modifications may be utilized to increase cabinet accessibility and convenience for the elderly, the physically challenged, and other individuals with special needs.

For your reference when designing for wheelchair access, the most commonly accepted industry standard for toekick space is between 8″ and 9″ high with a 6″ set-back. This may be achieved with Schrock Boutique cabinetry by ordering an 8 1/2″ high, 6″ deep toe space; contact customer service for pricing.

The most commonly accepted height for tables and work surfaces is 30″ to 33″. Ordering 32 1/2″ high Schrock Boutique base and vanity base cabinets achieves this standard; call customer service for details.

The addition of roll trays in cabinet interiors is recommended. Utilize the Roll Trays option listed in this "Modifications" section.

The use of easily-gripped cabinet handles and/or knobs is recommended. Choose from several selections in the "Hardware" section of the Schrock Boutique Product and Price Catalog.

The following information from the U.S. Government Publication American National Standards and other sources may also be helpful:

Wheelchair dimensions: length – 42″; open width – 25″; collapsed width – 11″; seat to floor – 19 1/2″; armrest to floor – 29″.

Wheelchair access: Minimum turn space for 360° turn – 60″; minimum turn space for 180° turn – 36″; side reach limits – 9″ to 54″; safest ramp slope – 1:12; table height – 30″ to 33″.

Notes

Model	Price	
DOORONLY	**124**	**per sq. ft.**



Door Only

With this option, you can order a special size door with or without hinging.

- Full Overlay Styles:
  - Specify width in 1/32″ increments from 8 9/16″ to 24″.
  - Specify height in 1/32″ increments from 11 9/16″ to 61 1/16″.
- Inset & Beaded Inset Styles:
  - Specify width in 1/32″ increments from 5 13/16″ to 24″.
  - Specify height in 1/32″ increments from 8 13/16″ to 58 5/16″.
  - No Hinge Cut modification available, see page G•16 for details.

DRWFRTONLY	**124**	**per sq. ft.**



Drawer Front Only

With this option, you can order a special size drawer front.

- Full Overlay Styles:
  - Specify width in 1/32″ increments from 7 1/2″ to 47 9/16″.
  - Specify height in 1/32″ increments from 4 1/4″ to 14 23/32″.
- Inset & Beaded Inset Styles:
  - Specify width in 1/32″ increments from 5 13/16″ to 47 9/16″.
  - Specify height in 1/32″ increments from 3 13/32″ to 14 23/32″.

Schrock Boutique Standard Door Size Chart

NOTE: Using a combination of width and height on this chart must also coincide with standard cabinet size offering. Example: A W912 L or R is not a standard size cabinet offering, therefore an 8 9/16″ W x 11 9/16″ H door cannot be ordered as a standard door.

Width			
Cabinet Width Where Used	**FOL Door Style**	**Miter Door Style**	**Inset & Beaded Inset Door Style**
BLS33 L or R	7 7/8	7 7/8	7 11/32
9	8 9/16	8 9/16	5 13/16
ER's, BLS36 L or R, etc.	10 7/8	10 7/8	10 11/32
DAB33SLS L or R	11 1/4	11 1/4	9 1/16
12	11 9/16	11 9/16	8 13/16
B24	11 3/4	11 3/4	10 11/32
27 Split DR	13 1/16	13 1/16	10 5/16
27 Butt DR	13 1/4	13 1/4	11 27/32
15, 30 Split DR	14 9/16	14 9/16	11 13/16
30 Butt DR	14 3/4	14 3/4	13 11/32
Diagonal	15	15	11 7/8
33 Split DR	16 1/16	16 1/16	13 5/16
33 Butt DR	16 1/4	16 1/4	14 27/32
18, 36 Split DR	17 9/16	17 9/16	14 13/16
36 Butt DR	17 3/4	17 3/4	16 11/32
ACS39 L or R	18 1/4	18 1/4	16 5/16
39 Split DR	19 1/16	19 1/16	16 5/16
39 Butt DR	19 1/4	19 1/4	17 27/32
21, 42	20 9/16	20 9/16	17 13/16
45	22 1/16	22 1/16	19 5/16
24, 48	23 9/16	23 9/16	20 13/16

Height			
Cabinet Height Where Used	**FOL Door Style**	**Miter Door Style**	**Inset & Beaded Inset Door Style**
W__12	11 9/16	11 9/16	8 13/16
W__15	14 9/16	14 9/16	11 13/16
W__18	17 9/16	17 9/16	14 13/16
W__21	20 9/16	20 9/16	17 13/16
W__24	23 9/16	23 9/16	20 13/16
W__27	26 9/16	26 9/16	23 13/16
W__30	29 9/16	29 9/16	26 13/16
W__33	32 9/16	32 9/16	29 13/16
W__36	35 9/16	35 9/16	32 13/16
W__39	38 9/16	38 9/16	35 13/16
W__42	41 9/16	41 9/16	38 13/16
W__45	44 9/16	44 9/16	41 13/16
W__48	47 9/16	47 9/16	44 13/16
STWDAG, DW_DOB - BOTTOM DOOR	17 9/16	17 9/16	16 5/16
STWAG, DW_AG - BOTTOM DOOR	17 13/16	17 13/16	N/A
HP1254 L or R, HPP1254 L or R - BOTTOM DOOR	28 5/16	28 5/16	25 9/16
H36DF__23.5	20 9/16	20 9/16	17 13/16
H54DF__12.75	11 9/16	11 9/16	8 13/16
H60DF__17.5	14 9/16	14 9/16	11 13/16
B	22 13/16	22 13/16	20 5/16
B2D, B4D	16 3/32	16 3/32	13 13/16
B_FH	29 17/32	29 17/32	26 13/16
BCC	16 3/32	16 3/32	13 13/16
CNTYSB	19 1/16	19 1/16	16 5/16
B__DR, B__RTDR, B__RRTDR	22 9/16	22 9/16	20 5/16
HB__	16 3/32	16 3/32	13 13/16
U3D, U4D 84″ tall	49 1/16	49 1/16	46 5/16
U3D, U4D 87″ tall	52 1/16	52 1/16	49 5/16
U3D, U4D 90″ tall	55 1/16	55 1/16	52 5/16
U3D, U4D 93″ tall	58 1/16	58 1/16	55 5/16
U3D, U4D 96″ tall	61 1/16	61 1/16	58 5/16
U - BOTTOM DOOR	61 1/16	61 1/16	58 5/16
UI - MIDDLE DOOR	24 25/32	24 25/32	22 5/16
TPP__ - BOTTOM DOOR	61 1/16	61 1/16	N/A
VB (32″H)	20 5/16	20 5/16	17 13/16
VB (34.5″H)	22 13/16	22 13/16	20 5/16
V_S (32″H)	27 1/32	27 1/32	24 5/16
V_S (34.5″H)	29 17/32	29 17/32	26 13/16
LC - UPPER DOOR	49 11/32	49 11/32	N/A
BCBCD	21 5/16	21 5/16	18 13/16
BCBH_D	29 17/32	29 17/32	26 13/16
BCWHDBPO_D	23 17/32	23 17/32	20 13/16
BCSTDRW__49.5	34 5/16	34 5/16	32 1/16
BCSTDRW__55.5	40 5/16	40 5/16	38 1/16
BCSTDRW__61.5	46 5/16	46 5/16	44 1/16
BCSTDRW__67.5	52 5/16	52 5/16	50 1/16
BCSTDRW__73.5	58 5/16	58 5/16	56 1/16
BCSTDRW__79.5	49 9/16	49 9/16	47 5/16
BCSTDRW__85.5	55 9/16	55 9/16	53 5/16
BCSTDRW__91.5	61 9/16	61 9/16	59 5/16

Refer to pages F•8-F•13 Standard Opening Sizes for standard opening heights of cabinets listed in the Width chart above.

Doors ordered as Authentic will have an unfinished back.
Doors in 1/32″ increments will need to be ordered through the parts list.

Replacement doors available at $124 per square foot.

Schrock Boutique Standard Drawer Front Size Chart

NOTE: Using a combination of width and height on this chart must also coincide with standard cabinet size offering. Example: A 4DB09 is not a standard size cabinet offering, therefore an 8 9/16″ W x 6 1/2″ H drawer front cannot be ordered as a standard drawer front.

Width			
Cabinet Width Where Used	**FOL Door Style**	**Miter Door Style**	**Inset & Beaded Inset Door Style**
9	8 9/16	8 9/16	5 13/16
12	11 9/16	11 9/16	8 13/16
24	23 9/16	23 9/16	20 13/16
27	26 9/16	26 9/16	23 13/16
27 Split DRW	13 1/16	13 1/16	10 5/16
30	29 9/16	29 9/16	26 13/16
15, 30 Split DRW	14 9/16	14 9/16	11 13/16
33	32 9/16	32 9/16	29 13/16
33 Split DRW	16 1/16	16 1/16	13 5/16
18, 36 Split DRW	17 9/16	17 9/16	14 13/16
36	35 9/16	35 9/16	32 13/16
39	38 9/16	38 9/16	35 13/16
39 Split DRW	19 1/16	19 1/16	16 5/16
21, 42 Split DRW	20 9/16	20 9/16	17 13/16
45 Split DRW	22 1/16	22 1/16	19 5/16
48 Split DRW	23 9/16	23 9/16	20 13/16

Height			
Cabinet Height Where Used	**FOL Door Style**	**Miter Door Style**	**Inset & Beaded Inset Door Style**
ADRW	5 3/4	5 3/4	4 1/16
A2DRW	5 3/4	5 3/4	4 1/16
A2DRW18 - 1st	5 3/4	5 3/4	4 1/16
A2DRW18 - 2nd	11 3/4	11 3/4	10 1/16
A3DRW	5 3/4	5 3/4	4 1/16
Base	6 1/2	6 1/2	4 13/16
B2D & B4D - 1st	6 1/2	6 1/2	4 13/16
B2D & B4D - 2nd	6 1/2	6 1/2	4 13/16
2DB__RT - 1st	14 21/32	14 21/32	12 9/16
2DB__RT - 2nd	14 21/32	14 21/32	12 9/16
2DB__28 - 1st	10 23/32	10 23/32	8 13/16
2DB__28 - 2nd	12 19/32	12 19/32	10 5/16
2DB__DR - 1st	11 9/32	11 9/32	9 5/16
2DB__DR - 2nd	11 9/32	11 9/32	9 5/16
4 Drawer Base - 1st (32″H)	6 1/2	6 1/2	4 13/16
4 Drawer Base - 2nd (32″H)	6 1/2	6 1/2	4 13/16
4 Drawer Base - 3rd (32″H)	6 1/2	6 1/2	4 13/16
4 Drawer Base - 4th (32″H)	6 7/8	6 7/8	4 13/16
4 Drawer Base - 1st (34.5″H)	6 1/2	6 1/2	4 13/16
4 Drawer Base - 2nd (34.5″H)	6 1/2	6 1/2	4 13/16
4 Drawer Base - 3rd (34.5″H)	6 1/2	6 1/2	4 13/16
4 Drawer Base - 4th (34.5″H)	9 3/8	9 3/8	7 5/16

Height			
Cabinet Height Where Used	**FOL Door Style**	**Miter Door Style**	**Inset & Beaded Inset Door Style**
3 Drawer Base - 1st (32″H)	6 1/2	6 1/2	4 13/16
3 Drawer Base - 2nd (32″H)	7 1/2	7 1/2	4 13/16
3 Drawer Base - 3rd (32″H)	12 19/32	12 19/32	10 5/16
3 Drawer Base - 1st (34.5″H)	6 1/2	6 1/2	4 13/16
3 Drawer Base - 2nd (34.5″H)	11 9/32	11 9/32	9 5/16
3 Drawer Base - 3rd (34.5″H)	11 9/32	11 9/32	9 5/16
File Drawer Base - 1st (30″)	5 3/4	5 3/4	4 1/16
File Drawer Base - 2nd (30″)	5 3/4	5 3/4	4 1/16
File Drawer Base - 3rd (30″)	13 3/32	13 3/32	11 5/16
File Drawer Base - 1st (34.5″)	6 1/2	6 1/2	4 13/16
File Drawer Base - 2nd (34.5″)	9 1/2	9 1/2	7 13/16
File Drawer Base - 3rd (34.5″)	13 3/32	13 3/32	11 5/16
BCC - large front	13 7/32	13 7/32	11 5/16
UCD	4 3/4	4 3/4	3 13/32
BCWHC	11 17/32	11 17/32	8 13/16
BCBCO	8	8	6 5/16
BCBCD	8	8	6 5/16
BCBH_D - 1st	9 11/16	9 11/16	N/A
BCBH_D - 2nd	9 11/16	9 11/16	N/A
BCBH_D - 3rd	9 11/16	9 11/16	N/A
BCWHDB - 1st	11 21/32	11 21/32	9 9/16
BCWHDB - 2nd	11 21/32	11 21/32	9 9/16
BCDB - 1st	6 1/2	6 1/2	4 13/16
BCDB - 2nd	8 1/16	8 1/16	6 9/16
BCDB - 3rd	14 17/32	14 17/32	12 1/16
BC2DB - 1st	14 21/32	14 21/32	12 9/16
BC2DB - 2nd	14 21/32	14 21/32	12 9/16
BCDRW	14 25/32	14 25/32	12 1/16
BCSTDRW__49.5, 55.5, 61.5, 67.5, 73.5	14 17/32	14 17/32	12 9/16
BCSTDRW__79.5, 85.5, 91.5 - 1st	14 17/32	14 17/32	12 13/16
BCSTDRW__79.5, 85.5, 91.5 - 2nd	14 17/32	14 17/32	12 13/16
EET	12 25/32	12 25/32	10 5/16
EEDB	12 25/32	12 25/32	10 5/16
EOD	10 13/16	10 13/16	8 5/16
4EDB - 1st	10 29/32	10 29/32	8 13/16
4EDB - 2nd	10 29/32	10 29/32	8 13/16
4EDB_NTK - 1st	6 1/2	6 1/2	4 13/16
4EDB_NTK - 2nd	10 13/16	10 13/16	8 5/16
6EDB - 1st	10 29/32	10 29/32	8 13/16
6EDB - 2nd	10 29/32	10 29/32	8 13/16
EBDB - 1st	6 1/2	6 1/2	4 13/16
EBDB - 2nd	10 13/16	10 13/16	8 5/16
DF3D - 1st	5 3/4	5 3/4	4 1/16
DF3D - 2nd	5 3/4	5 3/4	4 1/16
DF3D - 3rd	12 27/32	12 27/32	11 5/16

Refer to pages F•8-F•13 for standard opening heights of cabinets listed in the Width chart above.

Drawer Fronts ordered as Authentic will have an unfinished back.

Replacement drawer fronts available at $124 per square foot.

Gallery Mullion Doors Pricing and Ordering Procedures



Muntin Profiles

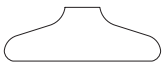

Denton



Garrett
Garrett Beaded Inset
Garrett Inset
Kirkwood
Kirkwood Beaded Inset
Kirkwood Inset



Huxley
Pleasant Hill
Pleasant Hill Beaded Inset
Pleasant Hill Inset

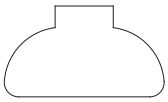

Shaydon
Shaydon Beaded Inset
Shaydon Inset

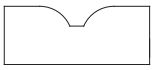

Vaughn
Vaughn Beaded Inset
Vaughn Inset

- When ordering glass mullion doors, use Schrock Boutique's standard cabinet item number (W3030, W2430 L or R, DW302424 L or R, etc.) and then designate the corresponding option name (see below) in the description portion of the purchase order.
- All glass mullion doors ordered will be of the same wood species, finish, door style, hinge selection, and profile as the other cabinets specified on the original kitchen order unless instructed otherwise.
- Do not make any deductions for the standard wood doors included in the list prices of wall cabinets.
- Add price from chart for the number of mullion doors on cabinet to standard list price of cabinet.
- Base full with mullion doors—use 30″ cabinet height price.
- Base with mullion doors—use 24″ cabinet height price.
- Door is prepared for glass insert; dealer must supply glass. Designed to utilize one piece of glass per door—not separate panes. Clips for inserting glass included in installation package. Doors are pre-drilled for clips.
- Door styles not available include: Brennan, Brennan Beaded Inset, Brennan Inset, Delaney, Delaney Beaded Inset, Delaney Inset, Kennedy, Lorrina, Lorrina Beaded Inset, Lorrina Inset, Prestley, Prestley Beaded Inset, Prestley Inset, Tanner, Tanner Beaded Inset, and Tanner Inset.
- Must specify Matching Interior if desired. When a decorative door option is chosen in 20/20, Matching Interior Plywood (MIP) is a preselected option. If MIP is not desired, it can be deselected by choosing NOTMIP.
- Mullion doors are not available on cabinets that are taller than 48″.
  – This includes any cabinet that is modified to be taller than 48″.

Option Name	Cabinet Height	Price per Door
GAMD15	15″	305
GAMD18	18″	317
GAMD21	21″	331
GAMD24	24″	342
GAMD27	27″	356
GAMD30	30″	368
GAMD33	33″	383
GAMD36	36″	397
GAMD39	39″	413
GAMD42	42″	431
GAMD45	45″	449
GAMD48	48″	467

Door Style	Min. Door Width	Min. Door Height	Min. Cabinet Width	Min. Cabinet Height
Denton	16 1/4″	17 9/16″	18″	18″
Garrett	13 1/4″	14 9/16″	15″	15″
Garrett Beaded Inset	14 13/16″	14 13/16″	18″	18″
Garrett Inset	14 13/16″	14 13/16″	18″	18″
Huxley	16 1/4″	17 9/16″	18″	18″
Kirkwood	13 1/4″	14 9/16″	15″	15″
Kirkwood Beaded Inset	14 13/16″	14 13/16″	18″	18″
Kirkwood Inset	14 13/16″	14 13/16″	18″	18″
Pleasant Hill	13 1/4″	14 9/16″	15″	15″
Pleasant Hill Beaded Inset	14 13/16″	14 13/16″	18″	18″
Pleasant Hill Inset	14 13/16″	14 13/16″	18″	18″
Shaydon	13 1/4″	14 9/16″	15″	15″
Shaydon Beaded Inset	14 13/16″	14 13/16″	18″	18″
Shaydon Inset	14 13/16″	14 13/16″	18″	18″
Vaughn	13 1/4″	14 9/16″	15″	15″
Vaughn Beaded Inset	14 13/16″	14 13/16″	18″	18″
Vaughn Inset	14 13/16″	14 13/16″	18″	18″

Mullion Doors Pricing and Ordering Procedures



Muntin Profiles

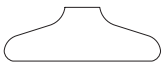

Denton



Garrett
Garrett Beaded Inset
Garrett Inset
Kirkwood
Kirkwood Beaded Inset
Kirkwood Inset



Huxley
Pleasant Hill
Pleasant Hill Beaded Inset
Pleasant Hill Inset

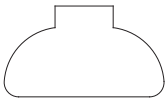

Shaydon
Shaydon Beaded Inset
Shaydon Inset

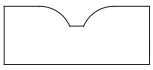

Vaughn

- When ordering glass mullion doors, use Schrock Boutique's standard cabinet item number (W3030, W2430 L or R, DW302424 L or R, etc.) and then designate the corresponding option name (see below) in the description portion of the purchase order.
- All glass mullion doors ordered will be of the same wood species, finish, door style, hinge selection, and profile as the other cabinets specified on the original kitchen order unless instructed otherwise.
- Do not make any deductions for the standard wood doors included in the list prices of wall cabinets.
- Add price from chart for the number of mullion doors on cabinet to standard list price of cabinet.
- Base full with mullion doors—use 30″ cabinet height price.
- Base with mullion doors—use 24″ cabinet height price.
- Door is prepared for glass insert; dealer must supply glass. Designed to utilize one piece of glass per door—not separate panes. Clips for inserting glass included in installation package. Doors are pre-drilled for clips.
- Door styles not available include: Brennan, Brennan Beaded Inset, Brennan Inset, Delaney, Delaney Beaded Inset, Delaney Inset, Kennedy, Lorrina, Lorrina Beaded Inset, Lorrina Inset, Prestley, Prestley Beaded Inset, Prestley Inset, Tanner, Tanner Beaded Inset, Tanner Inset, Vaughn Beaded Inset, and Vaughn Inset.
- Full Overlay:
  – Not available on cabinets with bifold doors, cabinets less than 15″ high or more than 48″ high and cabinets less than 12″ wide.
- Inset and Beaded Inset:
  – Not available on cabinets with bifold doors, cabinets less than 18″ high or more than 48″ high and cabinets less than 15″ wide.
- Must specify Matching Interior if desired. When a decorative door option is chosen in 20/20, Matching Interior Plywood (MIP) is a preselected option. If MIP is not desired, it can be deselected by choosing NOTMIP.

Option Name	Cabinet Height	Number of Lites per Door	Price per Door
MD15	15″	4	162
MD18	18″	4	172
MD21	21″	4	182
MD24	24″	4	194
MD27	27″	4	205
MD30	30″	6	217
MD33	33″	6	231
MD36	36″	6	245
MD39	39″	8	260
MD42	42″	8	273
MD45	45″	8	292
MD48	48″	8	308

Prairie Mullion Doors Pricing and Ordering Procedures



Muntin Profiles

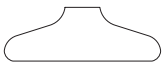

Denton



Garrett
Garrett Beaded Inset
Garrett Inset
Kirkwood
Kirkwood Beaded Inset
Kirkwood Inset



Huxley
Pleasant Hill
Pleasant Hill Beaded Inset
Pleasant Hill Inset

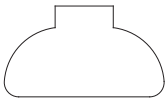

Shaydon
Shaydon Beaded Inset
Shaydon Inset

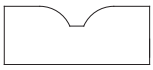

Vaughn

- When ordering Prairie glass mullion doors, use Schrock Boutique's standard cabinet item number (W3030, W2430 L or R, DW302424 L or R, etc.) and then designate the corresponding option name (see below) in the description portion of the purchase order.
- All glass mullion doors ordered will be of the same wood species, finish, door style, hinge selection, and profile as the other cabinets specified on the original kitchen order unless instructed otherwise.
- Do not make any deductions for the standard wood doors included in the list prices of wall cabinets.
- Add price from chart for the number of mullion doors on cabinet to standard list price of cabinet.
- Base full with mullion doors—use 30″ cabinet height price.
- Base with mullion doors—use 24″ cabinet height price.
- Door is prepared for glass insert; dealer must supply glass. Designed to utilize one piece of glass per door—not separate panes. Clips for inserting glass included in installation package. Doors are pre-drilled for clips.
- Doors more than 48″ tall have two panels routed for glass, divided by a horizontal mullion.
- Door styles not available include: Brennan, Brennan Beaded Inset, Brennan Inset, Delaney, Delaney Beaded Inset, Delaney Inset, Kennedy, Lorrina, Lorrina Beaded Inset, Lorrina Inset, Prestley, Prestley Beaded Inset, Prestley Inset, Tanner, Tanner Beaded Inset, Tanner Inset, Vaughn Beaded Inset, and Vaughn Inset.
- Full Overlay and 3/4″ Overlay:
  - Not available on cabinets with bifold doors, cabinet less than 18″ high or more than 48″ high, cabinets less than 12″ wide, and 24″ wide two door cabinets.
- Inset and Beaded Inset:
  - Not available on cabinets with bifold doors, cabinets less than 21″ high or more than 48″ high and cabinets less than 15″ wide.
- Must specify Matching Interior if desired. When a decorative door option is chosen in 20/20, Matching Interior Plywood (MIP) is a preselected option. If MIP is not desired, it can be deselected by choosing NOTMIP.

Option Name	Cabinet Height	Price per Door
PRMD18	18″	188
PRMD21	21″	199
PRMD24	24″	210
PRMD27	27″	224
PRMD30	30″	237
PRMD33	33″	251
PRMD36	36″	266
PRMD39	39″	283
PRMD42	42″	299
PRMD45	45″	317
PRMD48	48″	337

Shaker Mullion Doors Pricing and Ordering Procedures



Muntin Profiles

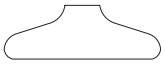

Denton



Garrett
Garrett Beaded Inset
Garrett Inset
Kirkwood
Kirkwood Beaded Inset
Kirkwood Inset



Huxley
Pleasant Hill
Pleasant Hill Beaded Inset
Pleasant Hill Inset

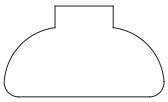

Shaydon
Shaydon Beaded Inset
Shaydon Inset

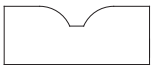

Vaughn
Vaughn Beaded Inset
Vaughn Inset

- When ordering glass mullion doors, use Schrock Boutique's standard cabinet item number (W3030, W2430 L or R, DW302424 L or R, etc.) and then designate the corresponding option name (see below) in the description portion of the purchase order.
- All glass mullion doors ordered will be of the same wood species, finish, door style, hinge selection, and profile as the other cabinets specified on the original kitchen order unless instructed otherwise.
- Do not make any deductions for the standard wood doors included in the list prices of wall cabinets.
- Add price from chart for the number of mullion doors on cabinet to standard list price of cabinet.
- Base full with mullion doors—use 30″ cabinet height price.
- Base with mullion doors—use 24″ cabinet height price.
- Door is prepared for glass insert; dealer must supply glass. Designed to utilize one piece of glass per door—not separate panes. Clips for inserting glass included in installation package. Doors are pre-drilled for clips.
- Door styles not available include: Brennan, Brennan Beaded Inset, Brennan Inset, Delaney, Delaney Beaded Inset, Delaney Inset, Kennedy, Lorrina, Lorrina Beaded Inset, Lorrina Inset, Prestley, Prestley Beaded Inset, Prestley Inset, Tanner, Tanner Beaded Inset, and Tanner Inset.
- Must specify Matching Interior if desired. When a decorative door option is chosen in 20/20, Matching Interior Plywood (MIP) is a preselected option. If MIP is not desired, it can be deselected by choosing NOTMIP.
- Mullion doors are not available on cabinets that are taller than 48″.
  – This includes any cabinet that is modified to be taller than 48″.

Option Name	Cabinet Height	Price per Door
SHMD15	15″	305
SHMD18	18″	317
SHMD21	21″	331
SHMD24	24″	342
SHMD27	27″	356
SHMD30	30″	368
SHMD33	33″	383
SHMD36	36″	397
SHMD39	39″	413
SHMD42	42″	431
SHMD45	45″	449
SHMD48	48″	467

Door Style	Min. Door Width	Min. Door Height	Min. Cabinet Width	Min. Cabinet Height	Door Size Range for Single Vertical Muntin	Door Size Range for Double Vertical Muntin
Denton	13 1/4″	17 9/16″	15″	18″	14 9/16″ to 16 15/16″	17″ to 23 9/16″
Garrett	11 9/16″	17 9/16″	12″	18″	11 9/16″ to 14 1/2″	14 9/16″ to 23 9/16″
Garrett Beaded Inset	11 13/16″	17 13/16″	15″	21″	11 13/16″ to 14 1/2″	14 9/16″ to 23 9/16″
Garrett Inset	11 13/16″	17 13/16″	15″	21″	11 13/16″ to 14 1/2″	14 9/16″ to 23 9/16″
Huxley	13 1/4″	17 9/16″	15″	18″	14 9/16″ to 16 15/16″	17″ to 23 9/16″
Kirkwood	11 9/16″	17 9/16″	12″	18″	11 9/16″ to 14 1/2″	14 9/16″ to 23 9/16″
Kirkwood Beaded Inset	11 13/16″	17 13/16″	15″	21″	11 13/16″ to 14 1/2″	14 9/16″ to 23 9/16″
Kirkwood Inset	11 13/16″	17 13/16″	15″	21″	11 13/16″ to 14 1/2″	14 9/16″ to 23 9/16″
Pleasant Hill	11 9/16″	17 9/16″	12″	18″	11 9/16″ to 14 1/2″	14 9/16″ to 23 9/16″
Pleasant Hill Beaded Inset	11 13/16″	17 13/16″	15″	21″	11 13/16″ to 14 1/2″	14 9/16″ to 23 9/16″
Pleasant Hill Inset	11 13/16″	17 13/16″	15″	21″	11 13/16″ to 14 1/2″	14 9/16″ to 23 9/16″
Shaydon	11 9/16″	17 9/16″	12″	18″	11 9/16″ to 14 1/2″	14 9/16″ to 23 9/16″
Shaydon Beaded Inset	11 13/16″	17 13/16″	15″	21″	11 13/16″ to 14 1/2″	14 9/16″ to 23 9/16″
Shaydon Inset	11 13/16″	17 13/16″	15″	21″	11 13/16″ to 14 1/2″	14 9/16″ to 23 9/16″
Vaughn	11 9/16″	17 9/16″	12″	18″	11 9/16″ to 14 1/2″	14 9/16″ to 23 9/16″
Vaughn Beaded Inset	11 13/16″	17 13/16″	15″	21″	11 13/16″ to 14 1/2″	14 9/16″ to 23 9/16″
Vaughn Inset	11 13/16″	17 13/16″	15″	21″	11 13/16″ to 14 1/2″	14 9/16″ to 23 9/16″

Craftsman Doors Pricing and Ordering Procedures

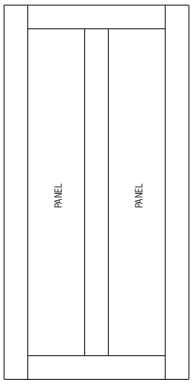

CCP (Craftsman with Center Panels)

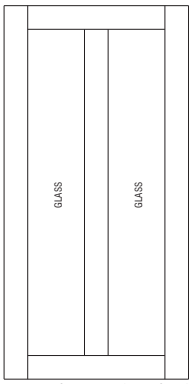

CCG (Craftsman with Cut-for-glass)

- When ordering Craftsman Door, use Schrock Boutique's standard cabinet item number (W2430 L or R, W4830, etc.) and then designate the corresponding option name (see below) in the description portion of the purchase order.
- All Craftsman Doors ordered will be of the same wood species, finish, door style, hinge selection, and profile as the other cabinets specified on the original kitchen order unless instructed otherwise.
- Craftsman Doors available on wall cabinets only starting at 12″ height through 48″ height cabinets.
- Both sections will be equal size.
- Due to the width and height size limitations for Craftsman Doors, the Authentic Flush End modification may not match the Craftsman Door configuration specified. The door configuration for Authentic Flush End modification will be the CCP option when achievable (Cut-for-glass is not available), otherwise the door configuration will match the door style of the order. Refer to page H•9 for minimum width and height by style.
- Due to the width and height size limitations for Craftsman Doors, the Face Frame and Door on End modification may not match the Craftsman Door configuration specified. The door configuration for Face Frame and Door on End modification will match the Craftsman option chosen when achievable, otherwise the door configuration will match the door style of the order. Refer to page H•9 for minimum width and height by style.
- If Craftsman option is selected in conjunction with IPEL or IPER option, the IPE doors will NOT match the front doors on the cabinet. They will remain standard doors on the IPE side. The door widths are too small to produce in Craftsman Door type.
- If Craftsman option is selected in conjunction with INTGEL or INTGER option, the INTEGRAL doors will NOT match the front doors on the cabinet. They will remain standard doors on the integral side. The door widths are too small to produce in Craftsman Door type.
- Door styles not available include: Prestley, Prestley Inset, Tanner, and Tanner Inset.
- Matching Interior must be specified on CCG if desired. When a decorative door option is chosen in 20/20 for CCG, Matching Interior Plywood (MIP) is a preselected option. If MIP is not desired, it can be deselected by choosing NOTMIP.
- See chart on page H•9 for minimum width and height availability by style.

	Wall	Base	Tall	Filler	Panel	
CCP/CCP.TOP/CCP.BTM/CCP.P	200	N/A	N/A	N/A	N/A	per door
CCG/CCG.TOP/CCG.BTM/CCG.P	200	N/A	N/A	N/A	N/A	per door

- For CCG modification, the door is prepared for glass. Two separate, equal sizes of glass will be required. Clips for inserting glass included in cabinet.
- Glass is not included.
- Art Glass is not available.
- See chart below for minimum width and height per door style for glass availability through Schrock Boutique.

Craftsman Door Minimums for Schrock Boutique to Supply Glass		
Door Style	**Min. Door Width**	**Min. Door Height**
Brennan	16 1/4″	11 9/16″
Delaney	18 1/4″	11 9/16″
Delaney Inset	18 1/4″	11 9/16″
Denton	18 1/2″	11 9/16″
Garrett	16 1/4″	11 9/16″
Garrett Inset	16 1/4″	11 9/16″
Huxley	18 1/2″	11 9/16″
Kennedy	18 1/4″	11 9/16″
Kirkwood	16 1/4″	11 9/16″
Kirkwood Inset	16 1/4″	11 9/16″
Lorrina	16 1/4″	11 9/16″
Lorrina Inset	16 1/4″	11 9/16″
Pleasant Hill	16 1/4″	11 9/16″
Pleasant Hill Inset	16 1/4″	11 9/16″
Prestley	N/A	N/A
Prestley Inset	N/A	N/A
Shaydon	16 1/4″	11 9/16″
Shaydon Inset	16 1/4″	11 9/16″
Tanner	N/A	N/A
Tanner Inset	N/A	N/A
Vaughn	16 1/4″	11 9/16″

Craftsman Doors Pricing and Ordering Procedures (cont'd)

Door Style	Min. Door Width	Min. Door Height	Min. Cabinet Width	Min. Cabinet Height
Brennan	11 9/16″	11 9/16″	12″	12″
Delaney	14 1/4″	11 9/16″	14 3/4″	12″
Delaney Inset	14 1/4″	11 9/16″	17 1/2″	14 3/4″
Denton	18 1/2″	11 9/16″	14 3/4″	12″
Garrett	11 9/16″	11 9/16″	12″	12″
Garrett Inset	11 9/16″	11 9/16″	14 3/4″	14 3/4″
Huxley	18 1/2″	11 9/16″	14 3/4″	12″
Kennedy	18 1/4″	11 9/16″	14 3/4″	12″
Kirkwood	11 9/16″	11 9/16″	12″	12″
Kirkwood Inset	11 9/16″	11 9/16″	14 3/4″	14 3/4″
Lorrina	13 1/2″	11 9/16″	14″	12″
Lorrina Inset	13 1/2″	11 9/16″	16 3/4″	14 3/4″
Pleasant Hill	16 1/4″	11 9/16″	12″	12″
Pleasant Hill Inset	11 9/16″	11 9/16″	14 3/4″	14 3/4″
Prestley	N/A	N/A	N/A	N/A
Prestley Inset	N/A	N/A	N/A	N/A
Shaydon	11 3/4″	11 9/16″	12 1/4″	12″
Shaydon Inset	11 13/16″	11 9/16″	15″	14 3/4″
Tanner	N/A	N/A	N/A	N/A
Tanner Inset	N/A	N/A	N/A	N/A
Vaughn	11 9/16″	11 9/16″	12″	12″

Horizon Doors Pricing and Ordering Procedures

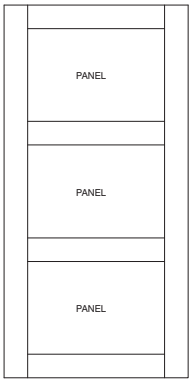

HCP (Horizon with Center Panels)

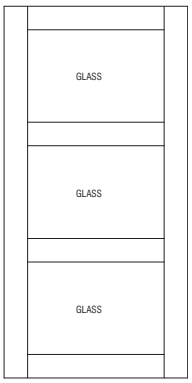

HCG (Horizon with Cut-for-glass)



HCGCP (Horizon with Cut-for-glass Top and Center Panels)

- When ordering Horizon Door, use Schrock Boutique's standard cabinet item number (W2430 L or R, W4830, etc.) and then designate the corresponding option name (see below) in the description portion of the purchase order.
- All Horizon Doors ordered will be of the same wood species, finish, door style, hinge selection, and profile as the other cabinets specified on the original kitchen order unless instructed otherwise.
- Horizon Doors available on wall cabinets only starting at 30″ height through 48″ height cabinets.
- For HCG modification, the door is prepared for glass. Three separate, equal sizes of glass will be required. Clips for inserting glass included in cabinet.
- For HCGCP modification, the top section only is prepared for glass. Clips for inserting glass included in cabinet.
- All three sections will be equal size.
- Due to the width and height size limitations for Horizon Doors, the Authentic Flush End modification may not match the Horizon Door configuration specified. The door configuration for Authentic Flush End modification will be the HCP option when achievable (Cut-for-glass is not available), otherwise the door configuration will match the door style of the order. Refer to page H•10 for minimum width and height by style.
- Due to the width and height size limitations for Horizon Doors, the Face Frame and Door on End modification may not match the Horizon Door configuration specified. The door configuration for Face Frame and Door on End modification will match the Horizon option chosen when achievable, otherwise the door configuration will match the door style of the order. Refer to page H•10 for minimum width and height by style.
- If Horizon option is selected in conjunction with IPEL or IPER option, the IPE doors will NOT match the front doors on the cabinet. They will remain standard doors on the IPE side. The door widths are too small to produce in Horizon Door type.
- If Horizon option is selected in conjunction with INTGEL or INTGER option, the INTEGRAL doors will NOT match the front doors on the cabinet. They will remain standard doors on the integral side. The door widths are too small to produce in Horizon Door type.
- When Modified Full Overlay modification is selected in conjunction with Horizon, the three sections will remain equal.
- Door styles not available include: Prestley and Prestley Inset.
- Matching Interior must be specified on HCG and HCGCP if desired. When a decorative door option is chosen in 20/20 for HCG and HCGCP, Matching Interior Plywood (MIP) is a preselected option. If MIP is not desired, it can be deselected by choosing NOTMIP.
- See chart on page H•10 for minimum width and height availability by style.

	Wall	Base	Tall	Filler	Panel	
HCP/HCP.TOP/HCP.BTM/HCP.P	200	N/A	N/A	N/A	N/A	per door
HCG/HCG.TOP/HCG.BTM/HCG.P	200	N/A	N/A	N/A	N/A	per door
HCGCP/HCGCP.TOP/HCGCP.BTM/HCGCP.P	200	N/A	N/A	N/A	N/A	per door

Door Style	Min. Door Width	Min. Door Height	Min. Cabinet Width	Min. Cabinet Height
Brennan	11 9/16″	29 9/16″	12″	30″
Delaney	11 9/16″	29 9/16″	12″	30″
Delaney Inset	11 13/16″	26 13/16″	15″	30″
Denton	11 9/16″	29 9/16″	12″	30″
Garrett	11 9/16″	29 9/16″	12″	30″
Garrett Inset	11 13/16″	26 13/16″	15″	30″
Huxley	11 9/16″	29 9/16″	12″	30″
Kennedy	11 9/16″	29 9/16″	12″	30″
Kirkwood	11 9/16″	29 9/16″	12″	30″
Kirkwood Inset	11 13/16″	26 13/16″	15″	30″
Lorrina	11 9/16″	29 9/16″	12″	30″
Lorrina Inset	11 13/16″	26 13/16″	15″	30″
Pleasant Hill	11 9/16″	29 9/16″	12″	30″
Pleasant Hill Inset	11 13/16″	26 13/16″	15″	30″
Prestley	N/A	N/A	N/A	N/A
Prestley Inset	N/A	N/A	N/A	N/A
Shaydon	11 9/16″	29 9/16″	12″	30″
Shaydon Inset	11 13/16″	26 13/16″	15″	30″
Tanner	11 9/16″	29 9/16″	12″	30″
Tanner Inset	11 13/16″	26 13/16″	15″	30″
Vaughn	11 9/16″	29 9/16″	12″	30″

Mission Doors Pricing and Ordering Procedures

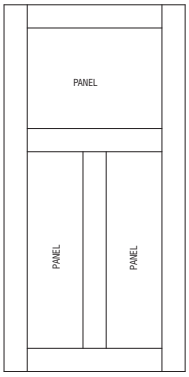

MCP (Mission with Center Panels)

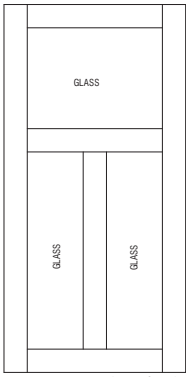

MCG (Mission with Cut-for-glass)

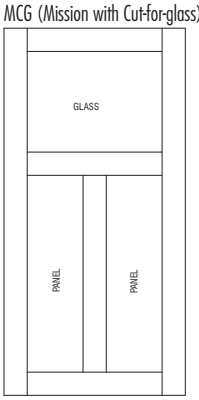

MCGCP (Mission with Cut-for-glass Top and Center Panels)

- When ordering Mission Door, use Schrock Boutique's standard cabinet item number (W2430 L or R, W4830, etc.) and then designate the corresponding option name (see below) in the description portion of the purchase order.
- All Mission Doors ordered will be of the same wood species, finish, door style, hinge selection, and profile as the other cabinets specified on the original kitchen order unless instructed otherwise.
- Mission Doors available on wall cabinets only starting at 30″ height through 48″ height cabinets.
- For MCG modification, the door is prepared for glass. Three separate pieces of glass in two sizes will be required. Clips for inserting glass included in cabinet.
- For MCGCP modification, the top section only is prepared for glass. Clips for inserting glass included in cabinet.
- The upper section of the door will always have a 12″ tall section, which includes the width of the upper crossrails and the upper opening.
- Bottom section is two equal sections.
- Due to the width and height size limitations for Mission Doors, the Authentic Flush End modification may not match the Mission Door configuration specified. The door configuration for Authentic Flush End modification will be the MCP option when achievable (Cut-for-glass is not available), otherwise the door configuration will match the door style of the order. Refer to page H•12 for minimum width and height by style.
- Due to the width and height size limitations for Mission Doors, the Face Frame and Door on End modification may not match the Mission Door configuration specified. The door configuration for Face Frame and Door on End modification will match the Mission option chosen when achievable, otherwise the door configuration will match the door style of the order. Refer to page H•12 for minimum width and height by style.
- If Mission option is selected in conjunction with IPEL or IPER option, the IPE doors will NOT match the front doors on the cabinet. They will remain standard doors on the IPE side. The door widths are too small to produce in Mission Door type.
- If Mission option is selected in conjunction with INTGEL or INTGER option, the INTEGRAL doors will NOT match the front doors on the cabinet. They will remain standard doors on the integral side. The door widths are too small to produce in Mission Door type.
- Door styles not available include: Prestley, Prestley Inset, Tanner, and Tanner Inset.
- Matching Interior must be specified on MCG and MCGCP if desired. When a decorative door option is chosen in 20/20 for MCG and MCGCP, Matching Interior Plywood (MIP) is a preselected option. If MIP is not desired, it can be deselected by choosing NOTMIP.
- See chart on page H•12 for minimum width and height availability by style.

	Wall	Base	Tall	Filler	Panel	
MCP/MCP.TOP/MCP.BTM/MCP.P	200	N/A	N/A	N/A	N/A	per door
MCG/MCG.TOP/MCG.BTM/MCG.P	200	N/A	N/A	N/A	N/A	per door
MCGCP/MCGCP.TOP/MCGCP.BTM/MCGCP.P	200	N/A	N/A	N/A	N/A	per door

- For MCG modification, the door is prepared for glass; dealer must supply glass. Each opening will require a separate piece of glass. Clips for inserting glass included in installation package.
- Glass is not included. When ordering glass, three separate pieces of glass in two sizes will be required. Art Glass is not available.
- See chart below for minimum width and height per door style for glass availability through Schrock Boutique.

Mission Door Minimums for Schrock Boutique to Supply Glass		
Door Style	**Min. Door Width**	**Min. Door Height**
Brennan	16 1/4″	29 9/16″
Delaney	18 1/4″	29 9/16″
Delaney Inset	18 1/4″	26 13/16″
Denton	18 1/2″	29 9/16″
Garrett	16 1/4″	29 9/16″
Garrett Inset	16 1/4″	26 13/16″
Huxley	18 1/2″	29 9/16″
Kennedy	18 1/4″	29 9/16″
Kirkwood	16 1/4″	29 9/16″
Kirkwood Inset	16 1/4″	26 13/16″
Lorrina	16 1/4″	29 9/16″
Lorrina Inset	16 1/4 ″	26 13/16″
Pleasant Hill	16 1/4″	29 9/16″
Pleasant Hill Inset	16 1/4″	26 13/16″
Prestley	N/A	N/A
Prestley Inset	N/A	N/A
Shaydon	16 1/4″	29 9/16″
Shaydon Inset	16 1/4″	26 13/16″
Tanner	N/A	N/A
Tanner Inset	N/A	N/A
Vaughn	16 1/4″	29 9/16″

Mission Doors Pricing and Ordering Procedures (cont'd)

Door Style	Min. Door Width	Min. Door Height	Min. Cabinet Width	Min. Cabinet Height
Brennan	11 9/16″	29 9/16″	12″	30″
Delaney	14 1/4″	29 9/16″	14 3/4″	30″
Delaney Inset	14 1/4″	26 13/16″	17 1/2″	30″
Denton	18 1/2″	29 9/16″	14 3/4″	30″
Garrett	11 9/16″	29 9/16″	12″	30″
Garrett Inset	11 9/16″	26 13/16″	14 3/4″	30″
Huxley	18 1/2″	29 9/16″	14 3/4″	30″
Kennedy	18 1/4″	29 9/16″	14 3/4″	30″
Kirkwood	11 9/16″	29 9/16″	12″	30″
Kirkwood Inset	11 9/16″	26 13/16″	14 3/4″	30″
Lorrina	13 1/2″	29 9/16″	14″	30″
Lorrina Inset	13 1/2″	29 13/16″	16 3/4″	30″
Pleasant Hill	16 1/4″	29 9/16″	12″	30″
Pleasant Hill Inset	11 9/16″	26 13/16″	14 3/4″	30″
Prestley	N/A	N/A	N/A	N/A
Prestley Inset	N/A	N/A	N/A	N/A
Shaydon	11 3/4″	29 9/16″	12 1/4″	30″
Shaydon Inset	11 13/16″	26 13/16″	15″	30″
Tanner	N/A	N/A	N/A	N/A
Tanner Inset	N/A	N/A	N/A	N/A
Vaughn	11 9/16″	29 9/16″	12″	30″

Transom Doors Pricing and Ordering Procedures

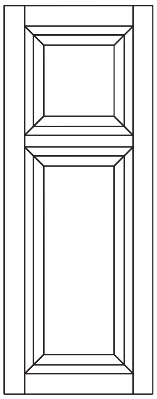

TCP (Transom with both sections Center Panel)



TCG (Transom with Top Cut-for-glass and Bottom Center Panel)

- Cabinets can be ordered with Transom Doors. Clips to attach glass are included.
- The upper section of the door will always have a 12″ tall section, which includes the width of the upper crossrails and the upper opening.
- Authentic End will always be Transom with both sections Center Panel.
- Face Frame and Door on End option will always match the face.
- Center panel standard on lower section. Cut-for-glass Door option available on lower section.
- When Modified Full Overlay modification is selected in conjunction with Transom, the bottom section of door will decrease in height by 1 inch.
- Glass is not included.
- Available on:
  - Delaney, Denton, Garrett, Huxley, Kennedy, Kirkwood, Pleasant Hill, and Tanner.
  - 36″, 39″, 42″, 45″ and 48″ high doors
- Transom with Top for Glass and Bottom Center Panel (TCG) not available on:
  - Corner Walls and Wall Message Centers.
- When a decorative door option is chosen in 20/20 for TCG, TCPCG or TCGCG, Matching Interior Plywood (MIP) is a preselected option. If MIP is not desired, it can be deselected by choosing NOTMIP.

Option Name	Cabinet Height	Price per Door
TCG / TCP	36″	140
TCG / TCP	39″	140
TCG / TCP	42″	140
TCG / TCP	45″	140
TCG / TCP	48″	140

Aluminum Doors



- Available in full overlay and inset styles.
- Inset finial hinges not available on aluminum doors.
- Limited cabinet availability, see chart below for details.
- Must specify Matching Interior if desired. When a decorative door option is chosen in 20/20, Matching Interior Plywood (MIP) is a preselected option. If MIP is not desired, it can be deselected by choosing NOTMIP.
- Specify profile in desired finish and insert. Reference pages H•15-H•17 for profile, finish and insert availability.
- Use of decorative hardware with profile AF006 and Glass or Backpainted Glass insert must be pre-drilled. Refer to Aluminum Frame Door Order Form, page V•9.

Aluminum Doors Availability
B9FH L or R - B48FH
DW_AGS (top door only)
DW, DW_S (top, bottom, or both)
DW_P
EET, EESTWO, EESTW
HP (excluding the pull-out section)
MW
STW12__-STW48__ (top, bottom or both)
STWAG_ (top door only)
U (upper)
U3D
U4D
UOC (upper)
WOBS
W_P
W_ _ _ _24 (Wall Refrigerator)
W9__-W48__
WB
WC
WEC, AEW, AEWFFD, AEW-45, AEWFFD-45
WWR

Aluminum Door Profiles

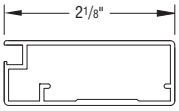

Profile AF003

- Available in the following anodized finishes:
  – Natural Aluminum and Brushed Stainless.
- Available in the following powder coated finishes:
  – Black, White and Oil Rubbed Bronze.
- Specify door to be modified. See order form for details.

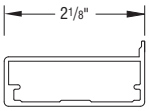

Profile AF006

- Available with backpainted glass insert only.
- Available in the following anodized finishes:
  – Natural Aluminum and Brushed Stainless.
- Available in the following powder coated finishes:
  – Black, White and Oil Rubbed Bronze.
- Specify door to be modified. See order form for details.
- If Decorative hardware drilling is required it must be specified on Glass and Backpainted Glass inserts. Refer to Aluminum Frame Door Order Form, page V•9. Glass inserts are tempered and cannot be drilled after this process.

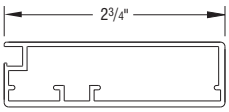

Profile AF007

- Available in the following anodized finishes:
  – Natural Aluminum and Brushed Stainless.
- Available in the following powder coated finishes:
  – Black, White and Oil Rubbed Bronze.
- Specify door to be modified. See order form for details.

Aluminum Door Profiles Pricing

Profile and Finish		Cabinet Height													
Profile	**Natural Aluminum**	**12″**	**15″**	**18″**	**21″**	**24″**	**27″**	**30″**	**33″**	**36″**	**39″**	**42″**	**45″**	**48″**	**51″**
AF003	AF003NA	614	627	641	652	666	678	691	704	715	728	742	753	766	779
AF006	AF006NA	647	663	678	695	710	727	743	759	774	791	806	821	838	853
AF007	AF007NA	627	642	656	669	683	698	710	725	739	752	766	779	795	808

Profile and Finish		Cabinet Height													
Profile	**Brushed Stainless**	**12″**	**15″**	**18″**	**21″**	**24″**	**27″**	**30″**	**33″**	**36″**	**39″**	**42″**	**45″**	**48″**	**51″**
AF003	AF003S	643	659	674	690	705	720	737	752	766	782	798	813	829	844
AF006	AF006S	682	701	720	741	759	777	798	817	837	855	875	896	913	934
AF007	AF007S	675	696	714	733	750	770	789	807	827	845	864	883	902	919

Profile and Finish		Cabinet Height													
Profile	**Rubbed Bronze**	**12″**	**15″**	**18″**	**21″**	**24″**	**27″**	**30″**	**33″**	**36″**	**39″**	**42″**	**45″**	**48″**	**51″**
AF003	AF003RB	702	725	745	766	789	809	830	853	873	896	916	939	960	980
AF006	AF006RB	736	760	784	808	834	859	883	907	931	956	980	1006	1030	1054
AF007	AF007RB	715	738	760	784	806	828	851	873	897	918	942	964	987	1010

Profile and Finish			Cabinet Height													
Profile	**White**	**Black**	**12″**	**15″**	**18″**	**21″**	**24″**	**27″**	**30″**	**33″**	**36″**	**39″**	**42″**	**45″**	**48″**	**51″**
AF003	AF003W	AF003B	702	725	745	766	789	809	830	853	873	896	916	939	960	980
AF006	AF006W	AF006B	736	760	784	808	834	859	883	907	931	956	980	1006	1030	1054
AF007	AF007W	AF007B	715	738	760	784	806	828	851	873	897	918	942	964	987	1010

Inserts for Aluminum Doors

Inserts are required for the preceding aluminum door profiles

Glass	Modification
Clear Glass	AF_CLEAR
Satin Glass	AF_SATIN

Backpainted Glass Finish	Modification
White Gloss	AF_WHITE_GLO
White Matte	AF_WHITE_MAT
Bronze Gloss	AF_BRONZE_GLO
Bronze Matte	AF_BRONZE_MAT

Metallic Inserts	Modification
Aluminum Laminate	AF_ALUMINUM
Brushed Stainless Laminate	AF_STAINLESS
Platinum Ice Acrylic	AF_PLATINUM

Insert Finish	Cabinet Height													
	12″	15″	18″	21″	24″	27″	30″	33″	36″	39″	42″	45″	48″	51″
Clear glass	333	338	343	349	356	360	367	372	376	384	390	395	401	406
Satin glass	358	369	381	394	405	416	429	440	451	464	476	490	501	512
Backpainted glass - gloss	401	423	445	469	492	513	538	560	582	604	627	650	672	696
Backpainted glass - matte	444	477	511	545	578	611	646	679	712	747	780	813	848	880
Metallic Inserts	444	477	511	545	578	611	646	679	712	747	780	813	848	880

Decorative Glass Insert Pricing

Art Glass Inserts (Pricing is for glass only)

Style	Panel Thickness	Caming Material	Modification Code	HEIGHT												
				12″	15″	18″	21″	24″	27″	30″	33″	36″	39″	42″	45″	48″
Anson	1/4″	Zinc Black Patina	ANSO_ _	N/A	448	448	497	497	497	497	547	547	547	547	598	598
Avalon	1/4″	Zinc	AVAL_ _	N/A	1060	1060	1073	1073	1100	1140	1169	1169	1219	1219	1290	1290
Beckett	1/4″	Zinc Black Patina	BECK_ _	N/A	1140	1140	1140	1169	1169	1181	1208	1208	1236	1236	1258	1258
Bennington Brass	1/4″	Brass	BENB_ _	N/A	995	1008	1008	1031	1031	1073	1140	1140	1169	1169	1236	1236
Bennington Patina	1/4″	Zinc Black Patina	BENP_ _	N/A	1046	1068	1096	1133	1133	1171	1256	1256	1319	1319	1381	1381
Delray	1/4″	Zinc	DELR_ _	N/A	750	750	750	777	803	834	857	857	872	872	899	899
Emery*	1/4″	Copper	EMER_ _	N/A	N/A	1181	1208	1208	1208	1249	1272	1272	1313	1313	1380	1380
Foster	1/4″	Zinc	FOST_ _	N/A	N/A	1524	1535	1560	1582	1607	1642	1642	1678	1678	1738	1738
Merrimack	1/4″	Zinc Black Patina	MERR_ _	N/A	N/A	1302	1313	1313	1327	1353	1410	1410	1464	1464	1516	1516
Serafina	1/4″	Brass	SERA_ _	N/A	870	893	893	893	893	940	984	984	1010	1010	1057	1057
Stratton	1/4″	Brass	STRA_ _	N/A	538	552	578	578	590	590	605	605	605	605	616	616
Waterbury	1/4″	Zinc Black Patina	WATE_ _	N/A	533	533	590	590	590	590	651	651	651	651	711	711
Westerly	1/4″	Zinc	WEST_ _	N/A	857	872	872	872	887	887	899	899	926	926	953	953
Wickford	1/4″	Zinc	WICK_ _	N/A	504	504	561	561	561	561	616	616	616	616	673	673
Winslet	1/4″	Zinc Black Patina	WISL_ _	N/A	1181	1181	1181	1208	1208	1249	1272	1272	1313	1313	1380	1380
Wright	1/4″	Zinc Black Patina	WRIG_ _	N/A	1236	1236	1236	1249	1272	1302	1353	1353	1396	1396	1449	1449

*Not available in 9″, 12″, 27″, or W24 wide cabinets.
Art Glass not available on: Base Rotating Deep Bin, Transom Door Cabinets, Corner Wall Cabinets, 9″ wide cabinets, Wall Top Hinge with Stay Lift Cabinets, Lazy Susan Base Cabinets, Square Base Corner Cabinets, Super Space Saver Cabinets, Super Lazy Susan Base Cabinets, Diagonal Square Base Corner 33″ Cabinets, and Diagonal Super Space Saver 33″ Cabinets.
Glass will be shipped directly to the order destination from the glass manufacturing facility within standard lead times.
Cut-for-glass (CG) door must be ordered separately.

Textured Glass Inserts (Pricing is for glass only)

Style	Panel Thickness	Modification Code	HEIGHT												
			12″	15″	18″	21″	24″	27″	30″	33″	36″	39″	42″	45″	48″
Antique†	1/8″	ANTQ_ _	385	385	385	385	385	385	488	586	586	684	684	728	728
Beveled†	1/4″	BEVE_ _	304	304	304	304	304	383	448	511	511	572	572	622	622
Beveled Fog†	1/4″	BEVF_ _	385	385	385	385	385	385	488	586	586	684	684	728	728
Bronze Fabric	3/16″	MBRF_ _	741	741	741	741	741	741	870	1078	1078	1304	1304	1431	1431
Centurian	1/8″	CENT_ _	279	279	279	310	310	310	310	340	340	340	340	370	370
Clear†	1/8″	CLEA_ _	213	213	213	262	262	325	325	375	375	460	460	460	460
Diamond Lattice†	1/8″	DIAL_ _	304	304	304	304	304	304	336	383	383	448	448	497	497
Frost†	5/32″	FROS_ _	336	336	336	336	336	336	383	476	476	544	544	622	622
Hammered	5/32″	HAMM_ _	182	182	182	202	202	202	202	221	221	221	221	241	241
Kinetic†	1/4″	KINE_ _	465	465	465	465	465	465	556	675	675	791	791	883	883
Morisco†	1/8″	MORS_ _	465	465	465	465	465	465	556	675	675	791	791	883	883
Reeded†	5/32″	REED_ _	363	363	363	363	363	363	405	464	464	523	523	605	605
Ridge†	1/8″	RIDG_ _	363	363	363	363	363	363	405	464	464	523	523	605	605
Seeded	9/32″	SEED_ _	544	544	544	544	544	544	622	766	766	893	893	1037	1037
Silhouette	1/8″	SILH_ _	279	279	279	310	310	310	310	340	340	340	340	370	370

†Not available in W912 L or R, W1212 L or R, W2412 and W2712.
The following glass inserts are not available on 12″ wide Transom Door Cabinets: Seeded and Metallic Bronze Fabric.
Textured Glass not available on: Base Rotating Deep Bin, 9″ wide cabinets, Corner Wall Cabinets, Lazy Susan Base Cabinets, Square Base Corner Cabinets, Super Space Saver Cabinets, Super Lazy Susan Base Cabinets, Diagonal Square Base Corner 33″ Cabinet, and Diagonal Super Space Saver 33″ Cabinet.
Glass will be shipped directly to the order destination from the glass manufacturing facility within standard lead times.
Cut-for-glass (CG) door must be ordered separately.

Decorative Art Glass Doors*


Anson


Avalon


Beckett


Bennington Brass


Bennington Patina


Delray


Emery


Foster


Merrimack


Serafina


Stratton


Waterbury


Westerly


Wickford


Winslet


Wright

*Suggested for use with Square door styles

Decorative Textured Glass Doors


Antique
Clear glass with surface striations simulating the texture and appearance of popular mouthblown antique glass. Uniform thickness, color, texture, highly transparent.


Beveled*
1/4″ clear glass with a 1 1/4″ bevel. Transparent in appearance.


Beveled Fog
1/4″ gray tinted tempered glass with a 1″ beveled edge.


Centurian
1/8″ frost etched glass. Not recommended for use with Mullion Doors.


Clear
Clear glass.


Diamond Lattice
Laminated clear glass with a diamond wire pattern interlayer. Transparent in appearance.


Frost
Clear glass with one surface "acid etched" to create a frosted appearance. Translucent in appearance.


Hammered
5/32″ hammered glass.


Kinetic
5/32″ obscure tempered glass with a random, vertical pattern resembling small twigs.


Bronze Fabric
Laminated clear glass with a metallic bronze fabric interlayer. Translucent in appearance.


Morisco
5/32″ obscure tempered glass with a unique, raised, repetitive pattern.


Reeded
Clear glass with 1/2″ flutes or reeds. Transparent in appearance.


Ridge Glass
5/32″ tempered glass with 1/8″ vertical reeds—obscure in appearance.


Seeded
Clear textured 9/32″ glass with "seeds," small air bubbles trapped in the glass at random. Transparent in appearance.


Silhouette
1/8″ frost etched glass. Suggested to use with square doors. Not recommended for use with Mullion Doors. Transparent in appearance.

*Suggested for use with Square door styles. Not suggested for use with Lorrina.

Specialty Doors

Anson

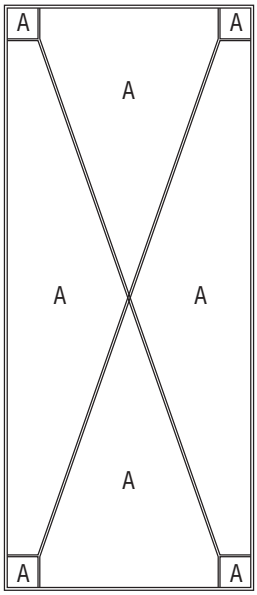

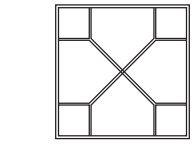

Glass Types:
A) Clear Seedy 100SDY

Metal Types:
3/16″ H-Ch Zinc Proglaze2 (all) Black Patina Finish

Minimum Width 6″
Minimum Height 6″

Avalon

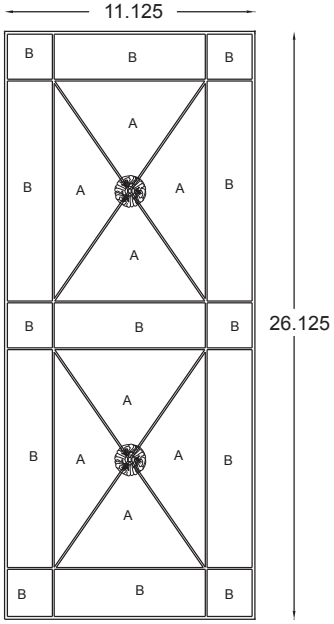

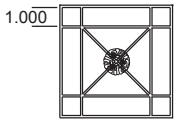

WIDTHS < 8"
1" BORDERS

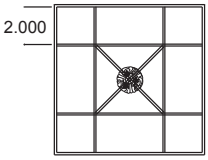

WIDTHS >/= 8"
2" BORDERS

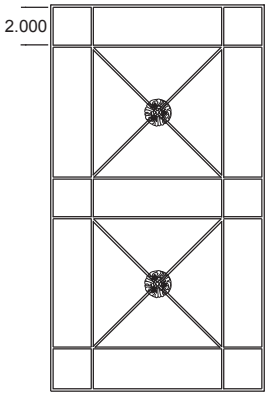

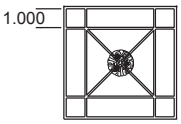

HEIGHTS < 8"
1" BORDERS

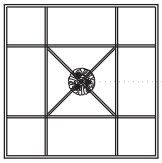

HEIGHTS < 15"
1 INTERSECTION

HEIGHTS > 15"
2 INTERSECTIONS



METAL ROSETTE APPLICATION

Glass Types:
A) Clear Waterglass 100W
B) 1/8″ Clear

Metal Types:
3/16″ H-CH Zinc PROGLAZE2 (All)

Minimum Width 5 1/2″
Minimum Height 5 1/2″

Beckett

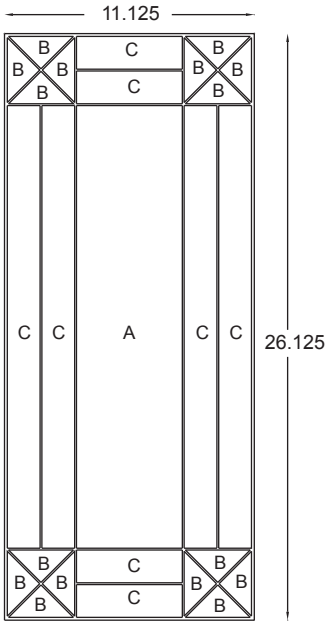

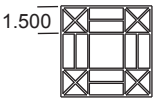

WIDTH OR HEIGHT < 11"
1 1/2" BORDERS

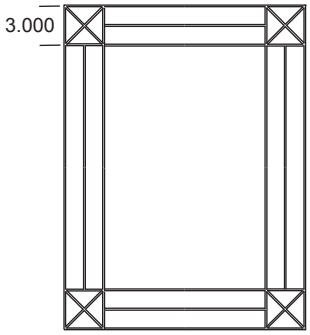

WIDTH OR HEIGHT >/=11"
3" BORDERS

Glass Types:
- A) 3/16″ Clear
- B) Frost ETCH 100
- C) Seedy Clear 100SDY

Metal Types:
- 3/16″ H-CH ZINC PROGLAZE2 (All) Patina

Minimum Width 5 1/2″
Minimum Height 5 1/2″

Bennington Brass

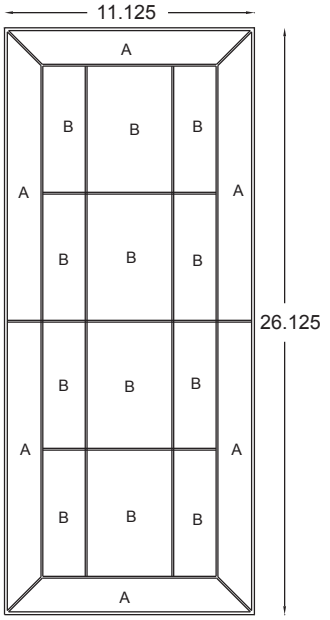

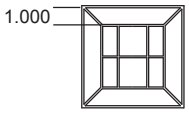

HEIGHTS < 12"
1 HORIZONTAL BREAK
1" BORDERS

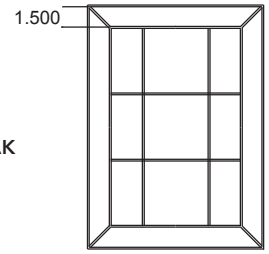

HEIGHTS > 12" TO 24"
2 HORIZONTAL BREAKS
1 1/2" BORDERS

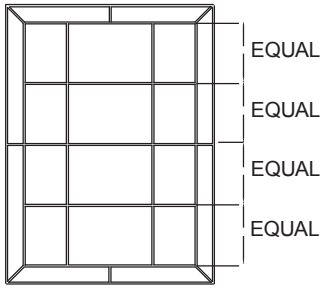

HEIGHTS > 24"
3 HORIZONTAL BREAKS
1 1/2" BORDERS

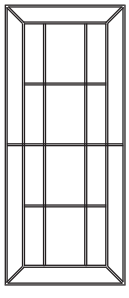

To Determine Vertical Break Placement:
Formats with 1" Borders = (Width - 2.57) x .25
Formats with 1 1/2" Borders = (Width - 3.57) x .25

Glass Types:
- A) 1/8″ Clear
- B) Clear Artique 100A

Metal Types:
- 3/16″ H-CH Zinc PROGLAZE2 (All)

Minimum Width 5 1/2″
Minimum Height 5 1/2″
Widths < 12″ = 1″ Borders

Bennington Patina

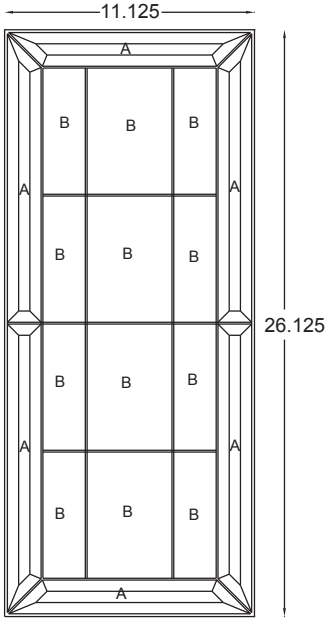

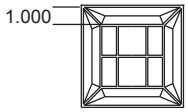

HEIGHTS < 12"
1 HORIZONTAL BREAK
1" BORDERS

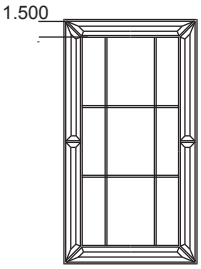

HEIGHTS > 12" TO 24"
2 HORIZONTAL BREAKS
1½" BORDERS

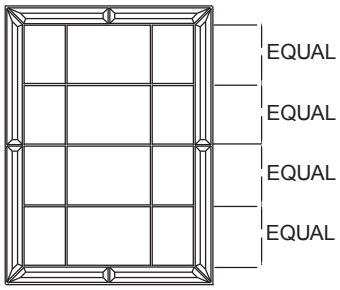

HEIGHTS > 24"
3 HORIZONTAL BREAKS
1½" BORDERS

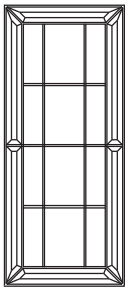

All Formats 2 Vertical Breaks.
To Determine Vertical Break Placement:
Formats with 1" Borders = (Width - 2.57) x .25
Formats with 1½" Borders = (Width - 3.57) x .25

Glass Types:
A) 3/16″ Clear W/1/2″ Bevel
B) Clear Artique 100A

Metal Types:
3/16″ H-CH Zinc PROGLAZE2 (All) Patina

Minimum Width 5 1/2″
Minimum Height 5 1/2″
Widths < 12″ = 1″ Borders

Delray

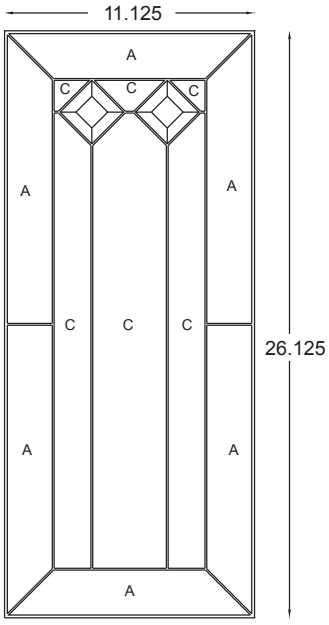

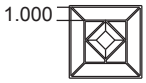

WIDTHS OR HEIGHTS < 8"
1" BORDERS



WIDTHS 5½" TO 10"
1 COLUMN

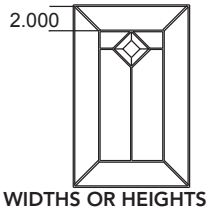

WIDTHS OR HEIGHTS > 8"
2" BORDERS

WIDTHS 10" TO 13"
2 COLUMNS



WIDTHS > 13"
3 COLUMNS



Glass Types:
A) Clear Sparkolite
B) 3/16″ Clear W/1/2″ Bevel
C) 1/8″ Clear

Metal Types:
3/16″ H-CH Zinc PROGLAZE2 (All)

Minimum Width 5 1/2″
Minimum Height 5 1/2″

Emery

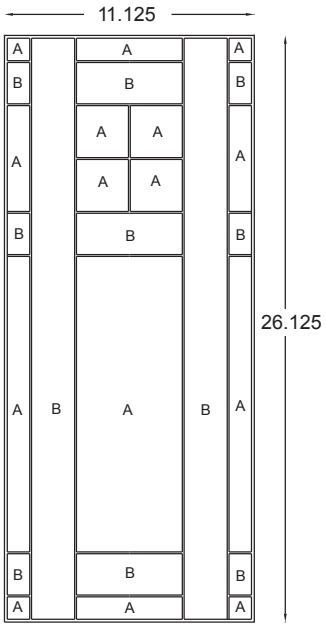

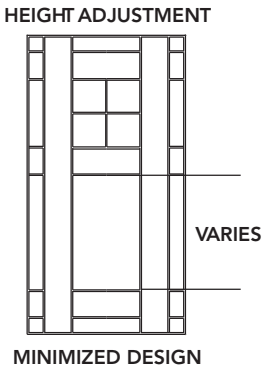

MINIMIZED DESIGN

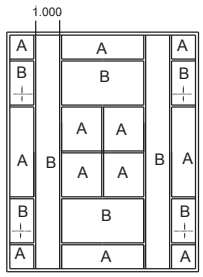

WIDTHS > 8"-11"
1" VERTICAL COLUMNS

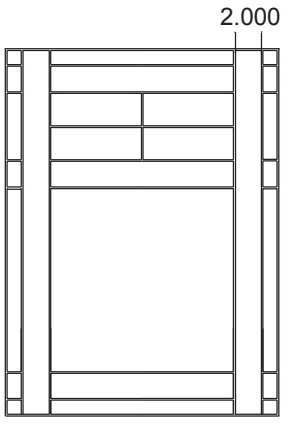

WIDTHS >11"
2" VERTICAL COLUMNS
FULL DESIGN

Glass Types:
- A) Clear Artique 100A
- B) Thin Reeded Clear 1/8″ Reeds # 4034

Metal Types:
- 3/16″ H-CH Copper PROGLAZE2

Minimum Width 8″
Minimum Height 10″
(N/A in 9″, 12″, 15″ Wide)
(N/A in 12″ & 15″ High)

Foster

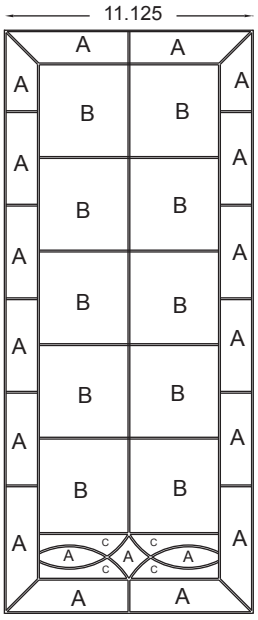

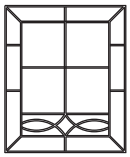

HEIGHT < 13"
2 DIVISIONS

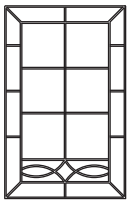

HEIGHT >/= 13"
3 DIVISIONS



HEIGHT >/= 19"
4 DIVISIONS



HEIGHT >/= 26"
5 DIVISIONS

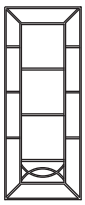

WIDTHS < 8"
1 VERTICAL COLUMN

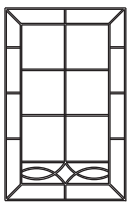

WIDTHS >/=8" < 12"
2 VERTICAL COLUMNS

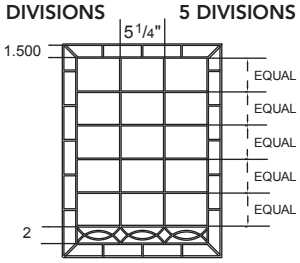

WIDTHS >/=12"
3 VERTICAL COLUMNS

Glass Types:
- A) Clear & White, Translucent "Feather" 307S
- B) Clear Rough Rolled 100 RR
- C) Frost Etch 100W

Metal Types:
- 3/16″ H-CH Zinc PROGLAZE2 (All)

Minimum Width 5 1/2″
Minimum Height 9″
(N/A In 12″–15″ High)

Merrimack

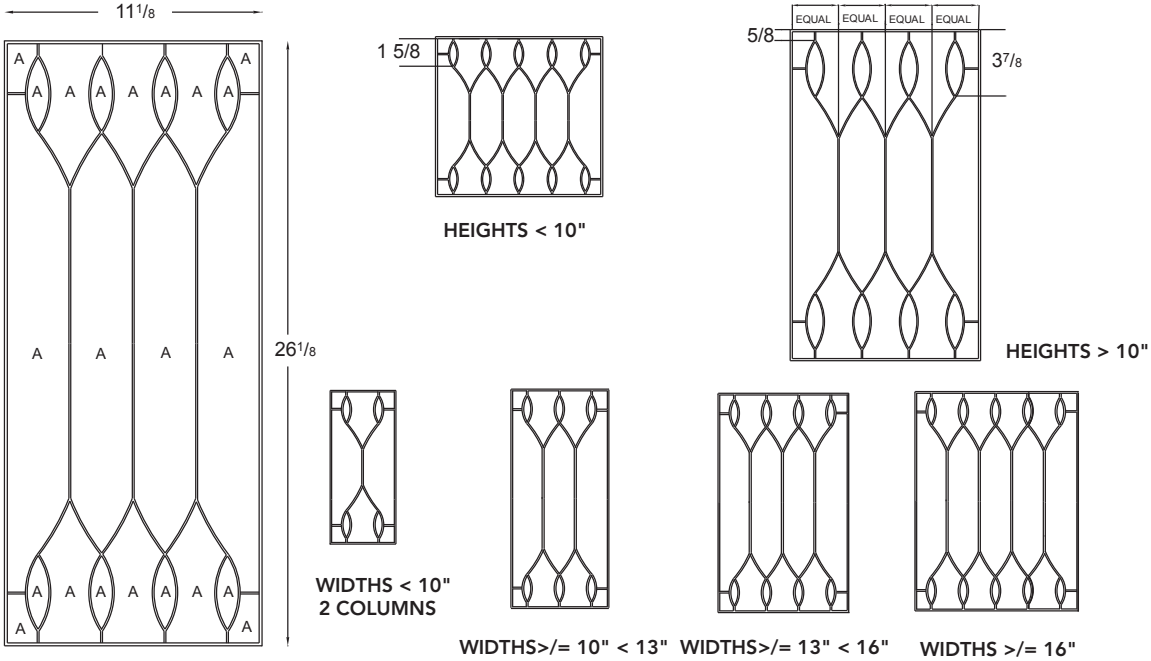

Glass Types:
A) Clear Baroque BR/CLR

Metal Types:
3/16″ H-CH Zinc PROGLAZE2 (Patina)

Minimum Width 5 1/2″
Minimum Height 7″

Serafina

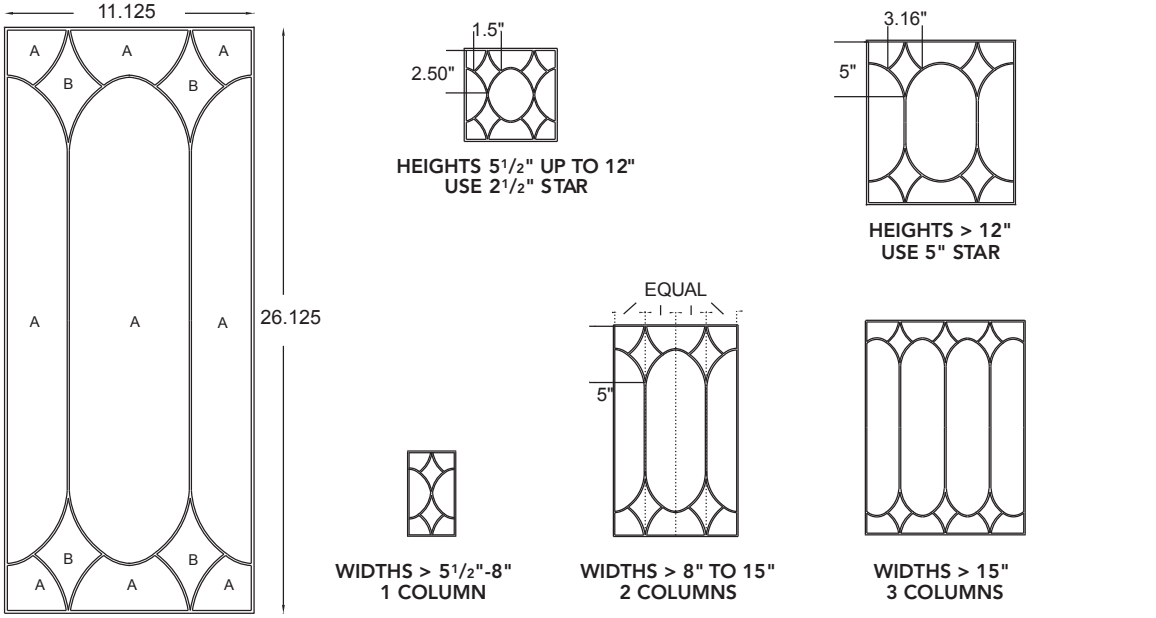

Glass Types:
A) Clear Artique 100-A
B) Clear Granite 100G

Metal Types:
3/16″ H-CH Brass PROGLAZE2 (All)

Minimum Width 5 1/2″
Minimum Height 5 1/2″

Stratton

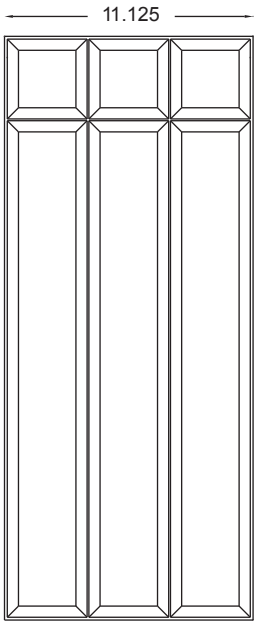

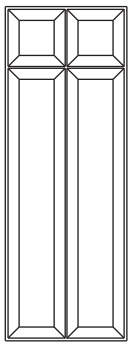

WIDTH < 8"
2 COLUMNS

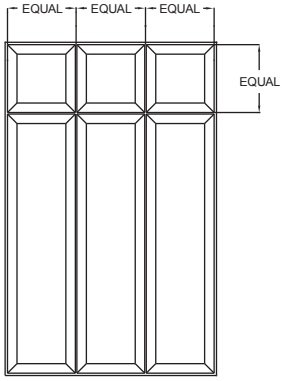

WIDTH >/= 8" TO 16"
3 COLUMNS

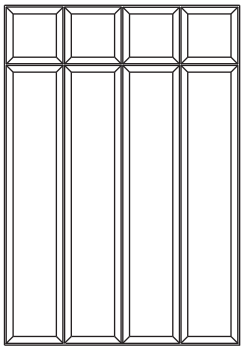

WIDTH >/= 16"
4 COLUMNS

Glass Types:
A) 3/16″ Clear W/1/2″ Bevel (All)

Metal Types:
3/16″ HC-H Brass PROGLAZE2 (All)

Minimum Width 5 1/2″
Minimum Height 5 1/2″

Waterbury

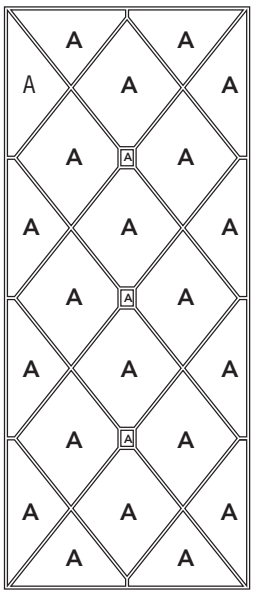

CENTER SQUARE SHAPE IS DETERMINED
UPON HEIGHT AND WIDTH OF UNIT



HEIGHTS >20"
3 CENTER SQUARES
22 LITE FULL DESIGN

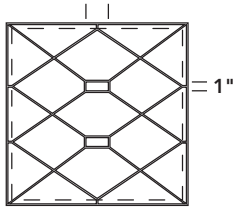

HEIGHTS >14" to 20"
2 CENTER SQUARES
17 LITE CONFIGURATION

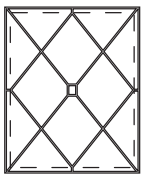

HEIGHTS 6" TO 14"
1 CENTER SQUARE
12 LITE CONFIGURATION



Glass Types:
A) Clear Waterglass 100W

Metal Types:
3/16″ H-Ch Zinc Proglaze2 (all)
Black Patina Finish

Minimum Width 6″
Minimum Height 6″

Specialty Doors

Westerly

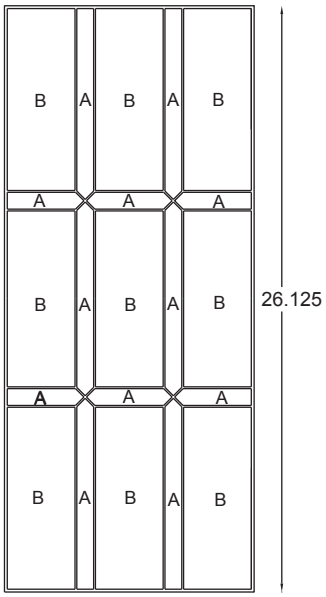

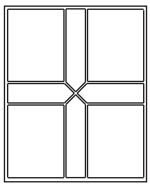

HEIGHT 5 1/2" TO 9"
1 HORIZONTAL COLUMN CENTERED

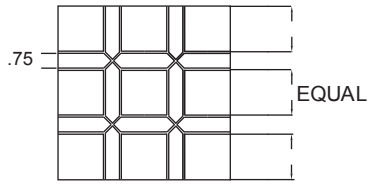

HEIGHT >/= 15"
2 HORIZONTAL COLUMNS
EQUALLY SPACED

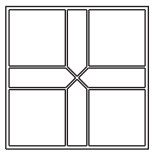

WIDTH 5 1/2" TO 9"
1 VERTICAL COLUMN CENTERED



WIDTHS > 9"
2 VERTICAL COLUMNS
EQUALLY SPACED

Glass Types:
A) Clear Glue Chip
B) 1/8″ Clear

Metal Types:
3/16″ H-CH Zinc PROGLAZE2 (All)

Minimum Width 5 1/2″
Minimum Height 5 1/2″

Wickford

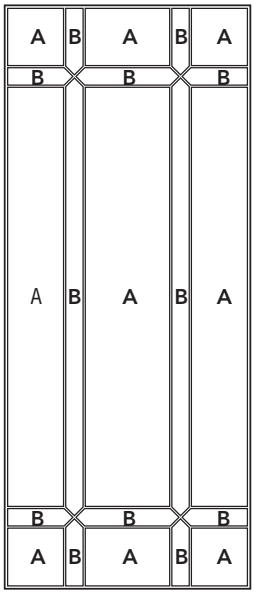

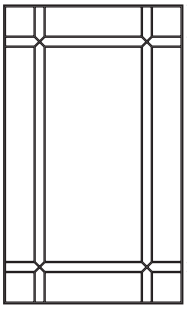

WIDTHS >9"
2 VERTICAL COLUMNS



WIDTHS 6 1/2" TO 9"
1 VERTICAL COLUMN
CENTERED

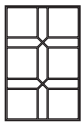

Glass Types:
A) Clear Artique 100A
B) Clear Granite 100G

Metal Types:
3/16″ H-Ch Round Zinc Proglaze2 (all)

Minimum Width 6 1/2″
Minimum Height 10″

Winslet

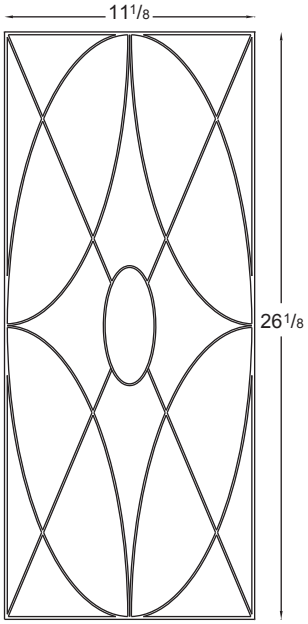



CENTER ELLIPSE
Y = HEIGHT X .205
X = WIDTH X .205



HEIGHTS < 10"
NO CENTER ELLIPSE



HEIGHTS > 10"
CENTER ELLIPSE



WIDTHS < 10"
NO CENTER ELLIPSE

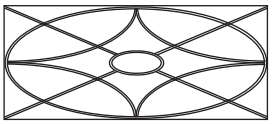

WIDTHS > 10"
CENTER ELLIPSE

Glass Types:
A) 1/8″ Clear Artique 100A (All)

Metal Types:
3/16″ H-CH Zinc PROGLAZE2 (All) Patina

Minimum Width 5 1/2″
Minimum Height 5 1/2″

Wright

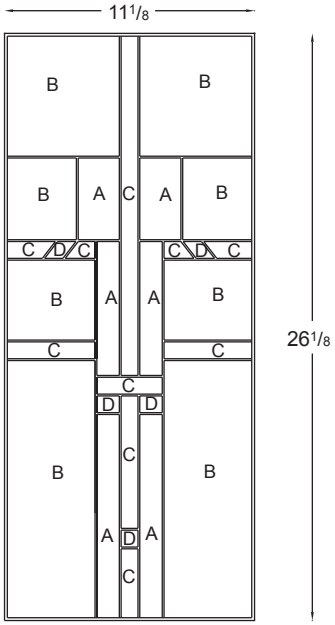

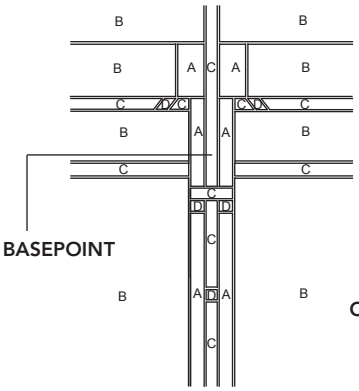

BASEPOINT

COMPONENT A
WIDTHS 9" >
HEIGHTS 10" & >

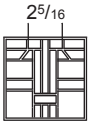

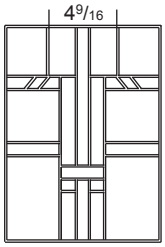

COMPONENTS PLACED ON
FORMAT MIDPOINT

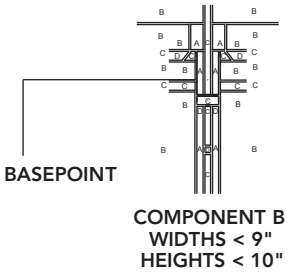

BASEPOINT

COMPONENT B
WIDTHS < 9"
HEIGHTS < 10"

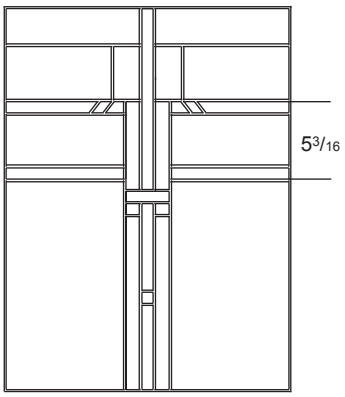

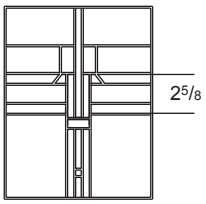

Glass Types:
A) Sparkolite (Crystal Ice)
B) Clear Rough Rolled 100RR
Clear Artique
D) Light Amber and White Translucent 317-1S

Metal Types:
3/16″ H-CH Zinc PROGLAZE2 (All) Patina

Minimum Width 5 1/2″
Minimum Height 5 1/2″

Notes

SMART SOLUTIONS™ REFERENCE CHART

Wall Cabinets	Description	3″	6″	9″	12″	15″	18″	19″	21″	24″	27″	30″	33″	36″	37"	39"	42″	45″	48″	54″	60″	72″	Page
W____24PO L or R, W____24PO	Wall Refrigerator Pull-out Cabinet													•	•	•							J•49
WBCPO_ _ _, OL	Wall Box Column Pull-out (Plain, Overlay)	•	•																				J•103
WBCPOKCUP	Wall Box Column Pull-out w/K-Cup	•																					J•105
WEAS__30 L or R, WEAS__30	Wall Easy Access Storage Cabinet					•	•					•		•									J•13
WMC____ L or R	Wall Message Center	•																					J•90
WOBS__36	Wall Organizer & Bookshelf									•		•		•									J•92
WSP____	Wall Spice Pull-out Cabinet			•	•																		J•101
WSRC21__ L or R	Wall Spice Rack Cabinet								•														J•102
WWR__30	Wall Cabinet w/Wine Rack									•		•		•									J•92
Hearths																							
HPP12__ L or R	Hearth Pier Pull-out				•																		K•23
Base Cabinets																							
2DB__RT	Two Drawer Base w/Roll Trays						•		•	•	•	•	•	•									L•33
2DB36PDO	Two Drawer Base w/Pegged Dish Organizer													•									L•32
2DB36RTPDO	Two Drawer Base w/Roll Tray & Pegged Dish Organizer													•									L•33
3CDB36	Three Corner Drawer Base													•									L•78
3DB__WTCD	Three Drawer Base w/Wood Tiered Cutlery Divider					•	•		•	•		•		•									L•29
3DB18CHGDRW	Three Drawer Base w/Charging Drawer						•																L•31
3DB18KCUP	Three Drawer Base w/Wood Tiered K-Cup Drawer						•																L•30
4DB__CIW	Four Drawer Base w/Cutlery Insert Wood Dividers					•	•		•	•													L•26
4DB__WTCD	Four Drawer Base w/Wood Tiered Cutlery Divider					•	•		•	•		•		•									L•25
4DB18CHGDRW	Four Drawer Base w/Charging Drawer						•																L•27
4DB18KCUP	Four Drawer Base w/Wood Tiered K-Cup Drawer						•																L•26
B__CIW L or R, B24CIW	Base w/Cutlery Insert Wood Dividers					•	•		•	•													L•9
B__FHMIXSC L or R	Base w/Mixer Shelf						•		•	•													L•89
B__FSCO L or R	Base w/Food Storage Container Organizer						•			•													L•11
B__PS	Base Pot & Pans Storage									•		•		•									L•35
B__PSB L or R	Base w/Plastic Storage Bins					•	•																L•89
B__RTCIW L or R, B24RTCIW	Base w/Cutlery Insert Wood Dividers & Roll Trays					•	•		•	•													L•10
B__RTLO	Base w/Drawer & Lid Organizer & Roll Trays											•	•	•									L•36
B__RTWTCD L or R, B__RTWTCD	Base w/Wood Tiered Cutlery Divider & Roll Trays					•	•		•	•		•		•									L•8
B__SD L or R	Base w/Spice Drawer						•			•													L•94
B__TDRO L or R	Base w/Roll-out Tray Divider				•	•																	L•84
B__WTCD L or R, B__WTCD	Base w/Wood Tiered Cutlery Divider					•	•		•	•		•		•									L•7
B18CHGDRW L or R	Base w/Charging Drawer						•																L•5
B18CHGDRWRT L or R	Base w/Roll Trays & Charging Drawer						•																L•7
B18KCUP L or R	Base w/Wood Tiered K-Cup Drawer						•																L•10
B18KCUPRT L or R	Base w/Wood Tiered K-Cup Drawer & Roll Trays						•																L•11
B72SDIDSK	Base Sliding Door Island Cabinet w/Sliding Desk																					•	L•79
BBCPO_, OL	Base Box Column Pull-out (Plain, Overlay)	•	•																				L•90
BBS18 L or R	Base w/Bottle Storage						•																L•101
BC_ _PO L or R	Base Corner Pull-out																	•	•				L•61
BCC__BB	Base Cooking Center w/Bread Board											•		•			•		•				L•37
BCFW__CPO L or R	Base Corner Full Width w/Arched Pull-out																	•	•				L•63
BCFW__PO L or R	Base Corner Full Width Pull-out																	•	•				L•62
BCFW2D48CRVPO L or R	Two Drawer Base Corner Full Width w/Curve Pull-out																		•				L•66
BCFW48SP L or R	Base Corner Full Width w/Roll Trays & Swing-out																		•				L•63
BCFWFH__CPO L or R	Full Height Base Corner Full Width w/Arched Pull-out																	•	•				L•64
BCFWFH48CRVPO L or R	Full Height Base Corner Full Width w/Curve Pull-out																		•				L•66
BCOPP12	Base Container Organization Pantry				•																		L•94
BMC24 L or R	Base Message Center	•																					L•109
BPCS36	Base Pantry Can Storage													•									L•37
BPP__	Base Pantry Pull-out			•	•	•	•																L•91
BPPP24 L or R, BPPP__	Base Pots & Pans Pull-out									•		•											L•35
BRDB36 L or R	Base Rotating Deep Bin													•									L•77

•Available widths

Base Cabinets (cont'd)	Description	3″	6″	9″	12″	15″	18″	19″	21″	24″	27″	30″	33″	36″	37"	39"	42″	45″	48″	54″	60″	72″	Page
BSC30 PR, R, RP, RS, SR	Base SuperCabinet™											•											L•20
BSC36 PRP, PRS, SRP, SRS	Base SuperCabinet™													•									L•21
BSP__PG	Base Spice Pull-out				•	•																	L•92
BTDPP__	Base Tray Divider Pantry Pull-out			•	•																		L•93
BUPP__	Base Utensil Pantry Pull-out			•	•																		L•92
BUPPKB__	Base Utensil Pantry Pull-out w/Knife Block				•	•																	L•93
BWB__	Base Wastebasket					•	•		•	•													L•95
BWB__BB	Base Wastebasket w/Bread Board					•	•		•	•													L•97
BWB__FH	Base Wastebasket Full Height					•	•		•	•													L•96
BWB__FHRT2	Base Wastebasket Full Height w/Roll Tray					•	•																L•97
BWB__WTCD	Base Wastebasket w/Wood Tiered Cutlery Divider					•	•		•	•													L•98
BWB18CHGDRW	Base Wastebasket w/Charging Drawer						•																L•99
BWB18KCUP	Base Wastebasket w/Wood Tiered K-Cup Drawer						•																L•98
CNTYSB__CM	Country Sink Base w/CabMat™											•	•	•									L•49
SB__CM	Sink Base Double Door w/CabMat™											•	•	•									L•39
SB__S	Sink Base SuperCabinet™											•	•	•									L•45
SB__SCM	Sink Base SuperCabinet™ w/CabMat™											•	•	•									L•46
SB__STCM	Sink Base w/Tilt-out Trays & CabMat™											•	•	•									L•42
SB__STS	Sink Base SuperCabinet™ w/Tilt-out Tray											•	•	•									L•46
SB__STSCM	Sink Base SuperCabinet™ w/Tilt-out Trays & CabMat™											•	•	•									L•47
SB36CDY L or R	Sink Base Double Door w/Caddy													•									L•39
SB36SCDY L or R	Sink Base SuperCabinet™ w/Caddy													•									L•45
SB36STCDY L or R	Sink Base w/Tilt-out Tray & Caddy													•									L•42
SB36STSCDY L or R	Sink Base SuperCabinet™ w/Tilt-out Tray & Caddy													•									L•47
SLSCR____ L or R	Super Lazy Susan w/Chrome Rail												•	•									L•76
SLSCR__RS L or R	Super Lazy Susan w/Chrome Rail & Reduced Shelf												•	•									L•72
SLSCR36CD L or R	Super Lazy Susan w/Chrome Rail & Corner Drawer													•									L•77
Tall Cabinets																							
PY36__24	Pantry Unit													•									M•29
TPP____24, TPP____24 L or R	Tall Pantry Pull-out			•	•	•	•																M•26
UOC24___ L or R, UOC24___	Utility Organizer Cabinet									•													M•31
UOCDZ24__9	Utility Organizer Drop Zone Cabinet									•													M•39
Vanity Cabinets																							
6VSDB____21WTV L or R, 6VSDB____21WTV	Vanity Console Drawer Base w/Six Drawers & Wood Tiered Vanity Drawer																•		•	•	•		P•36
LCRH188421 L or R	Linen Closet w/Removable Hamper						•																P•51
VBP1234.5	Vanity Base Pull-out				•																		P•13
Modifications																							
CMAT1	CabMat™											•	•	•									G•37
CMAT2	CabMat™									•	•	•	•	•									G•37
DRWTK	Toekick Drawer				•	•	•		•	•	•	•	•	•									G•30

•Available widths

How to Use Your Schrock Boutique Price List

Your Schrock Boutique price guide contains charts with prices for each cabinetry product, arranged according to an alphabetical code. Use the chart below to determine the price code for your preferred cabinetry style.

Then refer to the various sections of this binder to find the types and sizes of cabinets required. Read across each chart to the column that corresponds to your style's price code to determine the price for each unit.

All Wall Cabinets are 12″ deep unless otherwise noted.

For example, if you want a wall cabinet that is 12″ wide and 30″ high in the Kirkwood Cherry style, you would
- Find the price code for Kirkwood Cherry ("3" in the chart below)
- Refer to the "Wall Cabinets" section of this binder
- Locate product code W1230 L or R (W = wall, 12 = width in inches, 30 = height in inches)
- Read across the chart in the same row to column 3 to find the price for this model in Kirkwood Cherry

Door Styles	Alder	Cherry	Maple	MDF	Quartersawn Oak	Rustic Alder	Walnut
Brennan	3	5	3		5	3	6
Brennan Beaded Inset	3+15%	5+15%	3+15%		5+15%	3+15%	6+15%
Brennan Inset	3+15%	5+15%	3+15%		5+15%	3+15%	6+15%
Delaney	2	4	2		4	2	6
Delaney Beaded Inset	2+15%	4+15%	2+15%		4+15%	2+15%	6+15%
Delaney Inset	2+15%	4+15%	2+15%		4+15%	2+15%	6+15%
Denton NEW	3	5	3		5	3	6
Garrett	1	3	1		3	1	5
Garrett Beaded Inset	1+15%	3+15%	1+15%		3+15%	1+15%	5+15%
Garrett Inset	1+15%	3+15%	1+15%		3+15%	1+15%	5+15%
Huxley NEW	3	5	3		5	3	6
Kennedy NEW	4	6	4		6	4	7
Kirkwood	1	3	1		3	1	5
Kirkwood Beaded Inset	1+15%	3+15%	1+15%		3+15%	1+15%	5+15%
Kirkwood Inset	1+15%	3+15%	1+15%		3+15%	1+15%	5+15%
Lorrina	5	6	5		6	5	7
Lorrina Beaded Inset	5+15%	6+15%	5+15%		6+15%	5+15%	7+15%
Lorrina Inset	5+15%	6+15%	5+15%		6+15%	5+15%	7+15%
Pleasant Hill NEW	1	3	1		3	1	5
Pleasant Hill Beaded Inset NEW	1+15%	3+15%	1+15%		3+15%	1+15%	5+15%
Pleasant Hill Inset NEW	1+15%	3+15%	1+15%		3+15%	1+15%	5+15%
Prestley NEW	4	6	4	1	6		7
Prestley Beaded Inset NEW				1+15%			
Prestley Inset NEW				1+15%			
Shaydon	1	3	1		3	1	5
Shaydon Beaded Inset	1+15%	3+15%	1+15%		3+15%	1+15%	5+15%
Shaydon Inset	1+15%	3+15%	1+15%		3+15%	1+15%	5+15%
Tanner	2	4	2		4	2	6
Tanner Beaded Inset	2+15%	4+15%	2+15%		4+15%	2+15%	6+15%
Tanner Inset	2+15%	4+15%	2+15%		4+15%	2+15%	6+15%
Vaughn	2	4	2		4	2	6
Vaughn Beaded Inset	2+15%	4+15%	2+15%		4+15%	2+15%	6+15%
Vaughn Inset	2+15%	4+15%	2+15%		4+15%	2+15%	6+15%

Schrock Boutique Modification Option Descriptions

Your Schrock Boutique price guide contains charts with modification option codes for each applicable cabinetry product. Reference the listing below to identify the modification description.

Door & Drawer Options

Option	Description
AF	Aluminum Door
AOMD	Automatic Opening Mechanism for Lift Up System
CC	Craftsman Door
CG	Cut-for-glass
GAMD	Gallery Mullion Door
HC	Horizon Door
IFHG	Inset Finial Hinges
MC	Mission Door
MD	Mullion Door
MFO	Modified Full Overlay
PRMD	Prairie Mullion Door
SHMD	Shaker Mullion Door
SPLITDR	Split Doors
SPLITDRWS	Split Drawers
TCG	Transom w/Top Cut-for-glass and Bottom Center Panel
TCP	Transom w/both sections Center Panels

End Panel Options

Option	Description
AUTH	Authentic Flush End
CSFPE	Car Siding Flush Panel End
EXBK	End Extended Back
EXDN	Wall End and Back Extended Down
FFD	Face Frame and Door on End
FL/FR	Finished Ends
FPE	Flush Panel End
INTGE	Integral End
IPE	Inset Panel Ends

Custom Modification Options

Option	Description
ADD_SHLF	Add Shelf
ADDTK	Add Toekick
ADRW	Add Drawer Below Wall Unit
BVR	Bottom Valance Rail
CBO	Cabinet Box Only
CCO	Cabinet Case Only
CFNTO	Cabinet Front Only
CFRMO	Cabinet Frame Only
CLIP	Clipped Corner
CND	Cabinet No Door
CSDGBK	Car Siding Back
EX	Extended Stile
EX_OL	Extended Stile with Overlay
F.ALL	Finished All
FBFL	Finished Blind
FLUT	Fluting
FTK	Flush Toekick
ID	Increased Depth
IH	Increased Height
INVFRM	Inverted Frame
IW	Increased Width
LIGHT	Lighting
MIP	Matching Interior
OBRB	Open Bottom Rail Base
PFINBTMB	Finished Bottom
RD	Reduced Depth
RECTK	Recessed Toekick
RH	Reduced Height
ROSFLUT	Rose Fluting
RT	Roll Trays
RW	Reduced Width
STW	Stacked Wall Cabinet Heights
TD	Tray Divider
TKP	Toekick Pedestal
TVR	Top Valance Rail
WS	Wide Stiles
WTR	Wide Top Rail

WALL, 12″ HIGH



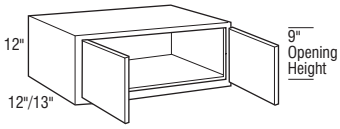

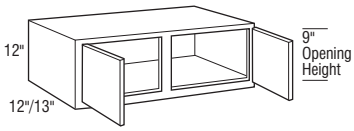

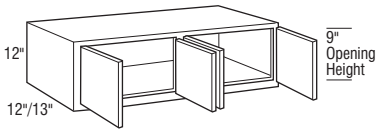

	Cubic Feet	1	2	3	4	5	6	7
W912 L or R	1.2	662	696	720	765	812	886	960
W1212 L or R	1.5	698	733	760	807	849	931	1013
W1512 L or R	1.9	732	768	793	843	880	969	1058
W1812 L or R	2.2	776	817	846	892	953	1046	1139
W2112 L or R	2.5	793	837	870	915	966	1059	1152
W2412 L or R	2.9	811	854	884	935	980	1075	1170
W2112	2.5	863	906	940	992	1045	1145	1245
W2412	2.9	914	958	996	1048	1110	1215	1320
W2712	3.2	998	1044	1080	1142	1207	1321	1435
W3012	3.6	1075	1127	1171	1233	1303	1431	1559
W3312	3.9	1113	1171	1215	1281	1351	1476	1601
W3412	3.8	1132	1193	1236	1305	1376	1503	1630
W3612	4.2	1150	1215	1256	1329	1400	1529	1658
W3712	4.1	1171	1230	1275	1346	1419	1548	1677
W3912	4.6	1192	1244	1293	1362	1438	1567	1696
W4212CS	4.9	1220	1281	1332	1404	1491	1630	1769
W4512CS	5.3	1405	1470	1532	1613	1715	1872	2029
W4212	4.9	1379	1448	1505	1587	1685	1842	1999
W4512	5.3	1588	1661	1731	1823	1938	2115	2292
W4812	5.6	1514	1582	1646	1736	1846	2014	2182

Notes below apply to all products in section above:

- Inset and Beaded Inset Door Styles are a standard 13″ deep.
- Full Overlay Styles:
  - Increased Depths available in 1/4″ increments from 12 1/4″ to 30″.
  - Reduced Depths available in 1/4″ increments from 6″ to 11 3/4″.
- Inset and Beaded Inset Styles:
  - Increased Depths available in 1/4″ increments from 13 1/4″ to 30″.
  - Reduced Depths available in 1/4″ increments from 6″ to 12 3/4″.

Door & Drawer Options

AF	AOMD	CC[1]	CG	GAMD	HC	IFHG	MC	MD	MFO	PRMD	SHMD	SPLITDR[2]	SPLITDRWS	TCG	TCP
✓		✓	✓			✓			✓			✓			

End Panel Options

AUTH	CSFPE	EXBK	EXDN	FFD	FL/FR	FPE	INTGE	IPE
✓	✓	✓	✓	✓	✓	✓		✓

Custom Modification Options

ADD_SHLF	ADDTK	ADRW	BVR	CBO	CCO	CFNTO	CFRMO	CLIP[3]	CND	CSDGBK	EX	EX_OL	F.ALL	FBFL	FLUT[4]	FTK[5]	ID	IH
	✓	✓	✓	✓	✓	✓	✓	✓	✓	✓	✓	✓			✓	✓	✓	✓

INVFRM	IW[6]	LIGHT	MIP	OBRB	PFINBTMB	RD	RECTK	RH	ROSFLUT	RT[7]	RW	STW	TD	TKP	TVR[8]	WS	WTR
	✓	✓	✓	✓	✓	✓	✓		✓	✓					✓	✓	✓

[1] Not available on 9″ or 12″ wide.
[2] Only available on 21″/24″ (2 doors)-39″ wide.
[3] Not available on 9″, 12″ or 24″ (2 doors) wide.
[4] Not available with 6″ fluting.
[5] FTKAV and style B-L not available on 9″ or 12″ wide.
[6] Not available on 24″ (1 door), 21″ (2 door), or 48″ wide.
[7] Not available on 9″ or 39″ wide.
[8] Not available on 42″-48″ wide and TVRAV and style B-L not available on 9″ or 12″ wide.

Wall Cabinets

WALL, 15″ HIGH

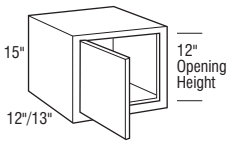

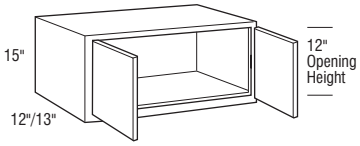

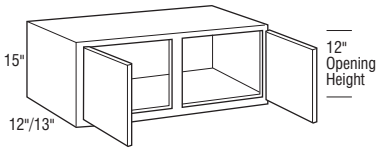

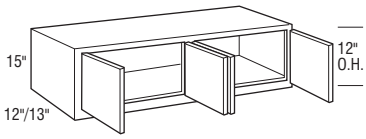

	Cubic Feet	1	2	3	4	5	6	7
W915 L or R	1.5	662	696	720	765	812	886	960
W1215 L or R	1.9	698	733	760	807	849	931	1013
W1515 L or R	2.3	732	768	793	843	880	969	1058
W1815 L or R	2.7	776	817	846	892	953	1046	1139
W2115 L or R	3.1	793	837	870	915	966	1059	1152
W2415 L or R	3.5	811	854	884	935	980	1075	1170
W2115	3.1	945	996	1030	1091	1142	1254	1366
W2415	3.5	1078	1137	1175	1247	1303	1433	1563
W2715	3.9	1106	1160	1201	1270	1327	1457	1587
W3015	4.4	1131	1188	1226	1297	1352	1480	1608
W3315	4.8	1177	1233	1278	1341	1410	1543	1676
W3415	4.6	1196	1253	1300	1367	1434	1565	1696
W3615	5.2	1215	1272	1321	1393	1457	1586	1715
W3715	5.0	1237	1297	1348	1420	1488	1621	1754
W3915	5.6	1258	1322	1374	1447	1519	1656	1793
W4215CS	6.0	1290	1351	1404	1485	1557	1703	1849
W4515CS	6.4	1402	1469	1527	1610	1700	1858	2016
W4815CS	6.9	1460	1534	1584	1679	1765	1929	2093
W4215	6.0	1458	1527	1587	1678	1759	1924	2089
W4515	6.4	1584	1660	1726	1819	1921	2100	2279
W4815	6.9	1650	1733	1790	1897	1994	2180	2366

Notes below apply to all products in section above:

- Inset and Beaded Inset Door Styles are a standard 13″ deep.
- Full Overlay Styles:
  - Increased Depths available in 1/4″ increments from 12 1/4″ to 30″.
  - Reduced Depths available in 1/4″ increments from 6″ to 11 3/4″.
- Inset and Beaded Inset Styles:
  - Increased Depths available in 1/4″ increments from 13 1/4″ to 30″.
  - Reduced Depths available in 1/4″ increments from 6″ to 12 3/4″.

Door & Drawer Options

AF	AOMD	CC[1]	CG	GAMD[2]	HC	IFHG	MC	MD	MFO	PRMD	SHMD[1]	SPLITDR[3]	SPLITDRWS	TCG	TCP
✓		✓	✓	✓		✓		✓	✓		✓	✓			

End Panel Options

AUTH	CSFPE	EXBK	EXDN	FFD	FL/FR	FPE	INTGE	IPE
✓	✓	✓	✓	✓	✓	✓		✓

Custom Modification Options

ADD_SHLF	ADDTK	ADRW	BVR	CBO	CCO	CFNTO	CFRMO	CLIP[4]	CND	CSDGBK	EX	EX_OL	F.ALL	FBFL	FLUT[5]	FTK[6]	ID	IH
		✓	✓	✓	✓	✓	✓	✓	✓	✓	✓	✓			✓	✓	✓	✓

INVFRM	IW[7]	LIGHT	MIP	OBRB	PFINBTMB	RD	RECTK	RH	ROSFLUT	RT[8]	RW	STW	TD	TKP	TVR[9]	WS	WTR
	✓	✓	✓	✓	✓	✓			✓	✓					✓	✓	✓

[1] Not available on 9″ wide.
[2] Not available on 9″ or 12″ wide.
[3] Only available on 24″ (2 doors)-39″ wide.
[4] Not available on 9″, 12″ or 24″ (2 doors) wide.
[5] Not available with 6″ fluting.
[6] FTKAV and style B-L not available on 9″ or 12″ wide.
[7] Not available on 24″ (1 door), 21″ (2 door), or 48″ wide.
[8] Not available on 9″ or 39″ wide.
[9] Not available on 42″-48″ wide and TVRAV and style B-L not available on 9″ or 12″ wide.

IH/RH availability charts starting on page G•40.
IW/RW availability charts starting on page G•46.

WALL TOP HINGE with VERTICAL-LIFT and STAY LIFT, 15″, 18″, or 21″ HIGH

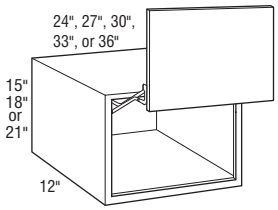

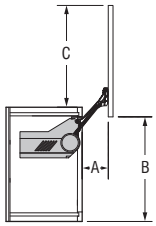

	Cubic Feet	1		2		3		4		5		6		7	
WVL2415	3.5	1954		2052		2123		2238		2374		2594		2814	
WVL2715	3.9	1994		2091		2164		2278		2415		2637		2859	
WVL3015	4.4	2035		2132		2206		2319		2455		2678		2901	
WVL3315	4.8	2075		2174		2246		2361		2497		2719		2941	
WVL3615	5.2	2117		2214		2287		2401		2538		2759		2980	
WVL2418	4.2	2033		2134		2212		2331		2470		2701		2932	
WVL2718	4.7	2074		2175		2254		2373		2511		2743		2975	
WVL3018	5.2	2116		2216		2293		2414		2551		2784		3017	
WVL3318	5.6	2156		2257		2334		2454		2591		2824		3057	
WVL3618	6.1	2197		2298		2375		2494		2631		2865		3099	
WVL2421	4.8	2197		2297		2372		2482		2619		2847		3075	
WVL2721	5.4	2238		2337		2412		2523		2660		2887		3114	
WVL3021	5.9	2278		2378		2453		2564		2700		2928		3156	
WVL3321	6.5	2319		2419		2492		2607		2742		2968		3194	
WVL3621	7.1	2361		2459		2534		2646		2783		3010		3237	

- Not available on Inset and Beaded Inset door styles.
- Grain on center panels and slab doors will run horizontally and door rail configuration on non-miter doors will be unique from adjacent cabinet doors.
- Automatic Opening Mechanism is available except when used with the following door styles:
  - Brennan, Garrett, Kirkwood, Lorrina, Pleasant Hill, Shaydon, or Vaughn.
- AOMD option not available with Aluminum Door profiles AF003 and AF006.
- Additional accessories available for Automatic Opening Mechanism option, refer to page S•13.

	Cabinet Height	A	B	C
Full Overlay	15″	5 3/4″	13 13/16″	13 3/8″
	18″	8 1/4″	20 13/16″	20 3/8″
	21″	7″	17 5/16″	16 7/8″

Door & Drawer Options

AF	AOMD	CC	CG	GAMD	HC	IFHG	MC	MD	MFO	PRMD	SHMD	SPLITDR	SPLITDRWS	TCG	TCP
✓	✓		✓						✓				✓		

End Panel Options

AUTH	CSFPE	EXBK	EXDN	FFD	FL/FR	FPE	INTGE	IPE
✓	✓	✓	✓		✓	✓		

Custom Modification Options

ADD_SHLF	ADDTK	ADRW	BVR	CBO	CCO	CFNTO	CFRMO	CLIP	CND	CSDGBK	EX	EX_OL	F.ALL	FBFL	FLUT[1]	FTK	ID	IH[2]
		✓	✓					✓		✓	✓	✓			✓	✓	✓	✓

INVFRM	IW[3]	LIGHT	MIP	OBRB	PFINBTMB	RD	RECTK	RH	ROSFLUT	RT	RW	STW	TD	TKP	TVR	WS[4]	WTR
	✓	✓	✓	✓	✓				✓							✓	✓

[1] Not available with 6″ fluting.
[2] Not available on 21″ high.
[3] Not available on 36″ wide.
[4] 18″ high only available with wide stile both.

WALL TOP HINGE with VERTICAL-LIFT and STAY LIFT, 18″ or 21″ HIGH

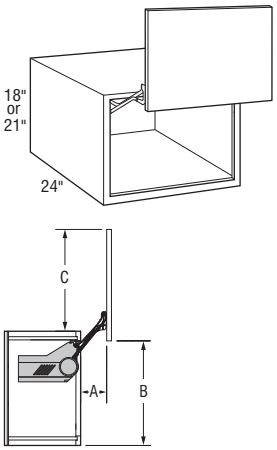

	Cubic Feet	1		2		3		4		5		6		7	
WVL301824	9.4	2116		2216		2293		2414		2551		2784		3017	
WVL361824	11.2	2197		2298		2375		2494		2631		2865		3099	
WVL302124	10.9	2278		2378		2453		2564		2700		2928		3156	
WVL362124	12.9	2361		2459		2534		2646		2783		3010		3237	

- Not available on Inset and Beaded Inset door styles.
- Grain on center panels and slab doors will run horizontally and door rail configuration on non-miter doors will be unique from adjacent cabinet doors.
- Automatic Opening Mechanism is available except when used with the following door styles:
  – Brennan, Garrett, Kirkwood, Lorrina, Pleasant Hill, Shaydon, or Vaughn.
- AOMD option not available with Aluminum Door profiles AF003 and AF006.
- Additional accessories available for Automatic Opening Mechanism option, refer to page S•13.

	Cabinet Height	A	B	C
Full Overlay	18″	8 1/4″	20 13/16″	20 3/8″
	21″	7″	17 5/16″	16 7/8″

Door & Drawer Options

AF	AOMD	CC	CG	GAMD	HC	IFHG	MC	MD	MFO	PRMD	SHMD	SPLITDR	SPLITDRWS	TCG	TCP
	✓		✓						✓				✓		

End Panel Options

AUTH	CSFPE	EXBK	EXDN	FFD	FL/FR	FPE	INTGE	IPE
✓	✓	✓	✓			✓		

Custom Modification Options

ADD_SHLF	ADDTK	ADRW	BVR	CBO	CCO	CFNTO	CFRMO	CLIP	CND	CSDGBK	EX	EX_OL	F.ALL	FBFL	FLUT[1]	FTK	ID	IH[2]
	✓	✓	✓					✓		✓	✓	✓			✓	✓	✓	✓

INVFRM	IW[3]	LIGHT	MIP	OBRB	PFINBTMB	RD	RECTK	RH	ROSFLUT	RT	RW	STW	TD	TKP	TVR	WS	WTR
	✓		✓	✓	✓		✓		✓					✓		✓	✓

[1] Not available with 6″ fluting.
[2] Not available on 21″ high.
[3] Not available on 36″ wide.

IH/RH availability charts starting on page G•40.
IW/RW availability charts starting on page G•46.

WALL, 18″ or 21″ HIGH

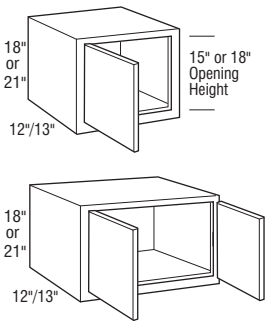

	Cubic Feet	1	2	3	4	5	6	7
W918 L or R	1.7	662	696	720	765	812	886	960
W1218 L or R	2.2	698	733	760	807	849	931	1013
W1518 L or R	2.7	732	768	793	843	880	969	1058
W1818 L or R	3.2	776	817	846	892	953	1046	1139
W2118 L or R	3.7	793	837	870	915	966	1059	1152
W2418 L or R	4.2	818	854	889	934	979	1069	1159
W921 L or R	2.0	677	714	737	779	829	905	981
W1221 L or R	2.5	716	748	776	821	867	950	1033
W1521 L or R	3.1	747	782	811	864	902	987	1072
W1821 L or R	3.7	793	837	866	908	969	1060	1151
W2121 L or R	4.2	811	854	884	935	980	1075	1170
W2421 L or R	4.8	859	900	931	979	1046	1139	1232
W2418	4.2	1032	1080	1111	1175	1246	1357	1468
W2718	4.7	1133	1192	1230	1299	1357	1485	1613
W3018	5.2	1187	1241	1287	1351	1431	1564	1697
W3318	5.6	1220	1281	1332	1404	1491	1630	1769
W3418	5.5	1250	1311	1361	1432	1517	1656	1795
W3618	6.1	1279	1340	1389	1460	1543	1682	1821
W3718	6.0	1307	1370	1418	1494	1584	1728	1872
W3918	6.6	1335	1400	1447	1527	1624	1773	1922
W2421	4.8	1107	1163	1192	1262	1340	1468	1596
W2721	5.4	1187	1242	1287	1358	1429	1560	1691
W3021	5.9	1233	1293	1340	1409	1490	1630	1770
W3321	6.5	1278	1338	1389	1460	1556	1701	1846
W3421	6.4	1305	1368	1416	1492	1583	1725	1867
W3621	7.1	1332	1397	1442	1524	1610	1749	1888
W3721	6.9	1361	1426	1472	1552	1641	1786	1931
W3921	7.6	1389	1455	1501	1580	1672	1823	1974

Notes below apply to all products in section above:

- Inset and Beaded Inset Door Styles are a standard 13″ deep.
- Full Overlay Styles:
  - Increased Depths available in 1/4″ increments from 12 1/4″ to 30″.
  - Reduced Depths available in 1/4″ increments from 6″ to 11 3/4″.
- Inset and Beaded Inset Styles:
  - Increased Depths available in 1/4″ increments from 13 1/4″ to 30″.
  - Reduced Depths available in 1/4″ increments from 6″ to 12 3/4″.

Door & Drawer Options

AF	AOMD	CC[1]	CG	GAMD[1]	HC	IFHG	MC	MD[1]	MFO	PRMD[2]	SHMD[1]	SPLITDR[3]	SPLITDRWS	TCG	TCP
✓		✓	✓	✓		✓		✓	✓	✓	✓	✓			

End Panel Options

AUTH	CSFPE	EXBK	EXDN	FFD	FL/FR	FPE	INTGE	IPE
✓	✓	✓	✓	✓	✓	✓	✓	✓

Custom Modification Options

ADD_SHLF	ADDTK	ADRW	BVR	CBO	CCO	CFNTO	CFRMO	CLIP[4]	CND	CSDGBK	EX	EX_OL	F.ALL	FBFL	FLUT[5]	FTK[6]	ID	IH
		✓	✓	✓	✓	✓	✓	✓	✓	✓	✓	✓			✓	✓	✓	✓

INVFRM	IW[7]	LIGHT	MIP	OBRB	PFINBTMB	RD	RECTK	RH	ROSFLUT	RT[8]	RW	STW	TD	TKP	TVR[9]	WS	WTR
	✓	✓	✓	✓	✓	✓			✓	✓			✓		✓	✓	✓

[1] Not available on 9″ wide.
[2] Not available on 9″, 12″ or 24″ (2 doors) wide.
[3] Only available on 24″ (2 doors)-39″ wide.
[4] Not available on the 9″, 12″ or 24″ (2 doors) wide.
[5] Not available with 6″ fluting.
[6] FTKAV and style B-L not available on 9″ or 12″ wide.
[7] Not available on 24″ (1 door) wide.
[8] Not available on the 9″ or 39″ wide.
[9] Not available on 42″-48″ wide and TVRAV and style B-L not available on 9″ or 12″ wide.

WALL, 18″ or 21″ HIGH (cont'd)

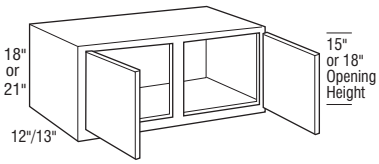

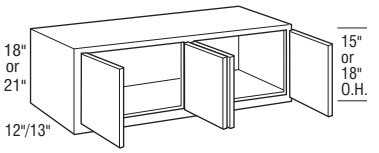

	Cubic Feet	1		2		3		4		5		6		7	
W4218	7.1	1400		1466		1522		1608		1680		1843		2006	
W4518	7.6	1402		1469		1527		1610		1700		1858		2016	
W4818CS	8.1	1476		1549		1605		1699		1780		1947		2114	
W4221	8.2	1458		1533		1583		1673		1760		1924		2088	
W4521	8.8	1539		1613		1673		1765		1864		2038		2212	
W4821CS	9.3	1613		1691		1752		1851		1946		2126		2306	
W4818	8.1	1668		1750		1814		1920		2011		2200		2389	
W4821	9.3	1823		1911		1980		2092		2199		2402		2605	

- Inset and Beaded Inset Door Styles are a standard 13″ deep.
- Full Overlay Styles:
  - Increased Depths available in 1/4″ increments from 12 1/4″ to 30″.
  - Reduced Depths available in 1/4″ increments from 6″ to 11 3/4″.
- Inset and Beaded Inset Styles:
  - Increased Depths available in 1/4″ increments from 13 1/4″ to 30″.
  - Reduced Depths available in 1/4″ increments from 6″ to 12 3/4″.

Door & Drawer Options

AF	AOMD	CC	CG	GAMD	HC	IFHG	MC	MD	MFO	PRMD	SHMD	SPLITDR	SPLITDRWS	TCG	TCP
✓		✓	✓	✓		✓		✓	✓	✓	✓				

End Panel Options

AUTH	CSFPE	EXBK	EXDN	FFD	FL/FR	FPE	INTGE	IPE
✓	✓	✓	✓	✓	✓	✓	✓	✓

Custom Modification Options

ADD_SHLF	ADDTK	ADRW	BVR	CBO	CCO	CFNTO	CFRMO	CLIP	CND	CSDGBK	EX	EX_OL	F.ALL	FBFL	FLUT[1]	FTK	ID	IH
		✓	✓	✓	✓	✓	✓	✓	✓	✓	✓	✓			✓	✓	✓	✓

INVFRM	IW[2]	LIGHT	MIP	OBRB	PFINBTMB	RD	RECTK	RH	ROSFLUT	RT	RW	STW	TD	TKP	TVR	WS	WTR
	✓	✓	✓	✓	✓	✓			✓	✓			✓			✓	✓

[1] Not available with 6″ fluting.
[2] Not available on 48″ wide.

IH/RH availability charts starting on page G•40.
IW/RW availability charts starting on page G•46.

WALL TOP HINGE with STAY LIFT, 9″, 12″, 15″, 18″, 21″, or 24″ HIGH

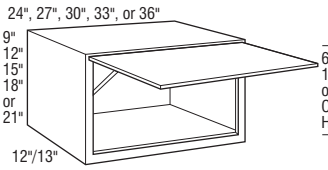

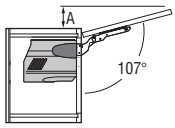

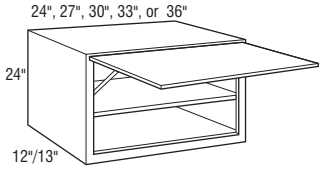

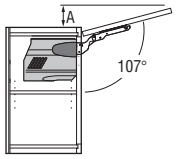

		Cubic Feet	1		2		3		4		5		6		7	
NEW	**WTH2409SL**	2.3	1739		1831		1891		1998		2127		2328		2529	
NEW	**WTH2709SL**	2.6	1780		1869		1934		2036		2173		2370		2567	
NEW	**WTH3009SL**	2.8	1820		1912		1974		2079		2212		2411		2610	
NEW	**WTH3309SL**	3.1	1859		1954		2013		2121		2250		2451		2652	
NEW	**WTH3609SL**	3.4	1899		1997		2053		2164		2289		2492		2695	
NEW	**WTH2412SL**	2.9	1819		1914		1980		2091		2223		2435		2647	
NEW	**WTH2712SL**	3.3	1860		1953		2022		2130		2267		2476		2685	
NEW	**WTH3012SL**	3.6	1900		1995		2062		2172		2307		2517		2727	
NEW	**WTH3312SL**	4.0	1940		2037		2102		2214		2346		2557		2768	
NEW	**WTH3612SL**	4.3	1980		2079		2142		2256		2386		2598		2810	
	WTH2415SL	3.5	1899		1997		2069		2184		2319		2542		2765	
	WTH2715SL	3.9	1940		2037		2110		2224		2361		2582		2803	
	WTH3015SL	4.4	2009		2106		2180		2297		2432		2658		2884	
	WTH3315SL	4.8	2021		2120		2191		2307		2442		2663		2884	
	WTH3615SL	5.2	2090		2191		2271		2391		2534		2767		3000	
	WTH2418SL	4.2	1979		2080		2158		2277		2415		2649		2883	
	WTH2718SL	4.7	2020		2121		2198		2318		2455		2688		2921	
	WTH3018SL	5.2	2089		2190		2270		2389		2530		2765		3000	
	WTH3318SL	5.6	2102		2203		2280		2400		2538		2769		3000	
	WTH3618SL	6.1	2184		2287		2371		2500		2649		2890		3131	
	WTH2421SL	4.8	2061		2160		2235		2347		2482		2711		2940	
	WTH2721SL	5.4	2102		2202		2276		2387		2523		2752		2981	
	WTH3021SL	5.9	2142		2241		2316		2428		2564		2791		3018	
	WTH3321SL	6.5	2184		2282		2358		2470		2607		2832		3057	
	WTH3621SL	7.1	2224		2324		2399		2511		2646		2874		3102	
	WTH2424SL	5.5	2142		2241		2316		2428		2564		2791		3018	
	WTH2724SL	6.1	2184		2282		2358		2470		2607		2832		3057	
	WTH3024SL	6.7	2224		2324		2399		2511		2646		2874		3102	
	WTH3324SL	7.4	2265		2364		2439		2551		2687		2914		3141	
	WTH3624SL	8.0	2307		2406		2480		2591		2727		2956		3185	

- One adjustable shelf.

Notes below apply to all products in section above:

- 9″ high will be slab with Inset styles.
- Heavy duty Stay Lift mechanism.
- Mechanism is not sold separately.
- Grain on center panels and slab doors will run horizontally and door rail configuration on non-miter doors will be unique from adjacent cabinet doors.
- Increased Depths available in 1/4″ increments from 12 1/4″ to 30″.
- Door opens to 107°. Angle restriction clips available, see page S•16.
- Additional accessories available for Automatic Opening Mechanism option, refer to page S•13.

	A Dimension					
Cabinet Height	9″	12″	15″	18″	21″	24″
Full Overlay	2 5/8″	3 3/8″	3 11/16″	4 1/2″	5 3/8″	6 1/4″

Door & Drawer Options

AF	AOMD[1]	CC	CG	GAMD	HC	IFHG	MC	MD	MFO	PRMD	SHMD	SPLITDR	SPLITDRWS	TCG	TCP
✓	✓		✓						✓				✓		

End Panel Options

AUTH	CSFPE	EXBK	EXDN	FFD	FL/FR	FPE	INTGE	IPE
✓	✓	✓	✓		✓	✓		

Custom Modification Options

ADD_SHLF	ADDTK	ADRW	BVR	CBO	CCO	CFNTO	CFRMO	CLIP	CND	CSDGBK	EX	EX_OL	F.ALL	FBFL	FLUT[2]	FTK	ID	IH[3]
	✓	✓	✓					✓		✓	✓	✓			✓	✓	✓	✓

INVFRM	IW[4]	LIGHT	MIP	OBRB	PFINBTMB	RD	RECTK	RH[5]	ROSFLUT	RT	RW	STW	TD	TKP	TVR	WS[6]	WTR
	✓	✓	✓	✓	✓		✓	✓	✓					✓		✓	✓

[1] Not available on 9″ or 12″ high.
[2] Not available with 6″ fluting.
[3] Not available on 9″, 12″, or 24″ high.
[4] Not available on 36″ wide.
[5] Only available on 12″ and 15″ high.
[6] Not available on WSR1.5 and WSL1.5.

Wall Cabinets

WALL, 24″ or 27″ HIGH

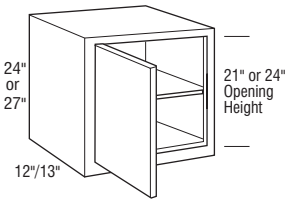

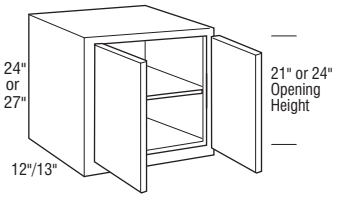

	Cubic Feet	1		2		3		4		5		6		7	
W924 L or R	2.2	694		729		753		797		846		921		996	
W1224 L or R	2.9	732		769		793		840		880		966		1052	
W1524 L or R	3.5	768		801		828		876		915		1005		1095	
W1824 L or R	4.2	811		854		878		928		987		1076		1165	
W2124 L or R	4.8	828		871		904		952		1000		1097		1194	
W2424 L or R	5.5	872		914		950		999		1060		1153		1246	
W927 L or R	2.5	723		759		777		822		880		963		1046	
W1227 L or R	3.2	769		805		837		881		936		1021		1106	
W1527 L or R	3.9	811		854		884		935		980		1075		1170	
W1827 L or R	4.7	850		893		929		977		1042		1126		1210	
W2127 L or R	5.4	880		921		955		1005		1060		1161		1262	
W2427 L or R	6.1	910		963		993		1048		1107		1207		1307	
W2424	5.5	1122		1179		1207		1279		1357		1485		1613	
W2724	6.1	1233		1293		1341		1416		1497		1631		1765	
W3024	6.7	1284		1346		1396		1466		1556		1701		1846	
W3324	7.4	1320		1385		1436		1516		1581		1728		1875	
W3424	7.2	1353		1419		1471		1550		1627		1781		1935	
W3624	8.0	1385		1453		1506		1583		1672		1834		1996	
W3724	7.8	1409		1478		1527		1608		1698		1858		2018	
W3924	8.7	1433		1503		1548		1632		1723		1882		2041	
W2427	6.1	1179		1238		1279		1347		1438		1566		1694	
W2727	6.8	1303		1368		1417		1497		1565		1712		1859	
W3027	7.5	1335		1400		1453		1532		1624		1773		1922	
W3327	8.3	1369		1439		1497		1576		1651		1802		1953	
W3427	8.1	1406		1478		1532		1615		1699		1851		2003	
W3627	9.0	1442		1516		1566		1653		1746		1899		2052	
W3727	8.8	1471		1542		1595		1682		1781		1939		2097	
W3927	9.7	1500		1568		1624		1711		1815		1979		2143	

Notes below apply to all products in section above:

- One adjustable shelf.
- Inset and Beaded Inset Door Styles are a standard 13″ deep.
- Full Overlay Styles:
  - Increased Depths available in 1/4″ increments from 12 1/4″ to 30″.
  - Reduced Depths available in 1/4″ increments from 6″ to 11 3/4″.
- Inset and Beaded Inset Styles:
  - Increased Depths available in 1/4″ increments from 13 1/4″ to 30″.
  - Reduced Depths available in 1/4″ increments from 6″ to 12 3/4″.

Door & Drawer Options

AF	AOMD	CC[1]	CG	GAMD[1]	HC	IFHG	MC	MD[1]	MFO	PRMD[2]	SHMD[1]	SPLITDR[3]	SPLITDRWS	TCG	TCP
✓		✓	✓	✓		✓		✓	✓	✓	✓	✓			

End Panel Options

AUTH	CSFPE	EXBK	EXDN	FFD	FL/FR	FPE	INTGE	IPE
✓	✓	✓	✓	✓	✓	✓	✓	✓

Custom Modification Options

ADD_SHLF	ADDTK	ADRW	BVR	CBO	CCO	CFNTO	CFRMO	CLIP[4]	CND	CSDGBK	EX	EX_OL	F.ALL	FBFL	FLUT[5]	FTK[6]	ID	IH
✓		✓	✓	✓	✓	✓	✓	✓	✓	✓	✓	✓			✓	✓	✓	✓

INVFRM	IW[7]	LIGHT	MIP	OBRB	PFINBTMB	RD	RECTK	RH	ROSFLUT	RT[8]	RW	STW	TD	TKP	TVR[9]	WS	WTR
	✓	✓	✓	✓	✓	✓			✓	✓			✓		✓	✓	✓

[1] Not available on 9″ wide.
[2] Not available on 9″, 12″ or 24″ (2 doors) wide.
[3] Only available on 24″ (2 doors)-39″ wide.
[4] Not available on 9″, 12″ or 24″ (2 doors) wide.
[5] Not available with 6″ fluting.
[6] FTKAV and style B-L not available on 9″ or 12″ wide.
[7] Not available on 24″ (1 door) wide.
[8] Not available on 9″ or 39″ wide.
[9] Not available on 42″-48″ wide and TVRAV and style B-L not available on 9″ or 12″ wide.

IH/RH availability charts starting on page G•40.
IW/RW availability charts starting on page G•46.

WALL, 24″ or 27″ HIGH (cont'd)

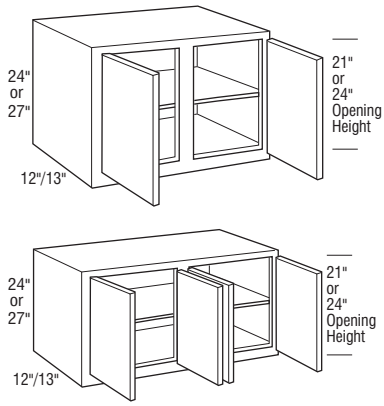

	Cubic Feet	1	2	3	4	5	6	7
W4224	9.3	1474	1548	1603	1690	1779	1945	2111
W4524	9.9	1556	1631	1690	1780	1881	2056	2231
W4824CS	10.6	1631	1711	1771	1866	1961	2139	2317
W4227	10.4	1592	1666	1728	1826	1924	2109	2294
W4527	11.1	1630	1707	1769	1862	1963	2145	2327
W4827CS	11.8	1770	1854	1915	2019	2131	2330	2529
W4824	10.6	1810	1899	1966	2071	2177	2374	2571
W4827	11.8	1965	2058	2126	2241	2365	2586	2807

- One adjustable shelf.
- Inset and Beaded Inset Door Styles are a standard 13″ deep.
- Full Overlay Styles:
  - Increased Depths available in 1/4″ increments from 12 1/4″ to 30″.
  - Reduced Depths available in 1/4″ increments from 6″ to 11 3/4″.
- Inset and Beaded Inset Styles:
  - Increased Depths available in 1/4″ increments from 13 1/4″ to 30″.
  - Reduced Depths available in 1/4″ increments from 6″ to 12 3/4″.

Door & Drawer Options

AF	AOMD	CC	CG	GAMD	HC	IFHG	MC	MD	MFO	PRMD	SHMD	SPLITDR	SPLITDRWS	TCG	TCP
✓		✓	✓	✓		✓		✓	✓	✓	✓				

End Panel Options

AUTH	CSFPE	EXBK	EXDN	FFD	FL/FR	FPE	INTGE	IPE
✓	✓	✓	✓	✓	✓	✓	✓	✓

Custom Modification Options

ADD_SHLF	ADDTK	ADRW	BVR	CBO	CCO	CFNTO	CFRMO	CLIP	CND	CSDGBK	EX	EX_OL	F.ALL	FBFL	FLUT[1]	FTK	ID	IH
✓		✓	✓	✓	✓	✓	✓	✓	✓	✓	✓	✓			✓	✓	✓	✓

INVFRM	IW[2]	LIGHT	MIP	OBRB	PFINBTMB	RD	RECTK	RH	ROSFLUT	RT	RW	STW	TD	TKP	TVR	WS	WTR
	✓	✓	✓	✓	✓	✓			✓	✓			✓			✓	✓

[1] Not available with 6″ fluting.
[2] Not available on 48″ wide.

Wall Cabinets

WALL, 30″ or 33″ HIGH

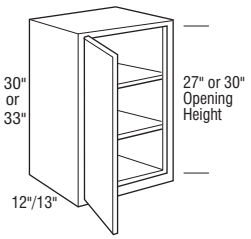

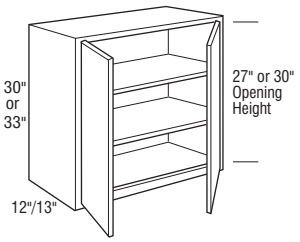

	Cubic Feet	1		2		3		4		5		6		7	
W930 L or R	2.8	739		775		796		841		902		978		1054	
W1230 L or R	3.6	784		817		854		903		953		1043		1133	
W1530 L or R	4.4	828		871		904		952		1000		1097		1194	
W1830 L or R	5.2	869		909		946		996		1055		1143		1231	
W2130 L or R	5.9	902		939		971		1020		1076		1177		1278	
W2430 L or R	6.7	930		978		1010		1067		1122		1224		1326	
W933 L or R	3.0	884		930		953		1011		1076		1174		1272	
W1233 L or R	3.9	939		980		1021		1078		1143		1249		1355	
W1533 L or R	4.8	994		1046		1080		1142		1198		1311		1424	
W1833 L or R	5.6	1043		1089		1132		1196		1266		1370		1474	
W2133 L or R	6.5	1076		1128		1165		1226		1293		1410		1527	
W2433 L or R	7.4	1115		1174		1207		1278		1347		1468		1589	
W2430	6.7	1198		1255		1297		1363		1455		1582		1709	
W2730	7.5	1320		1385		1436		1516		1581		1728		1875	
W3030	8.3	1385		1453		1506		1583		1672		1834		1996	
W3330	9.1	1433		1503		1548		1632		1723		1882		2041	
W3630	9.9	1481		1557		1613		1707		1789		1952		2115	
W3930	10.7	1557		1632		1699		1785		1882		2059		2236	
W2433	7.4	1438		1505		1556		1636		1744		1897		2050	
W2733	8.3	1582		1660		1721		1818		1896		2074		2252	
W3033	9.1	1660		1742		1808		1901		2004		2203		2402	
W3333	10.0	1717		1805		1858		1958		2067		2257		2447	
W3633	10.9	1779		1869		1936		2047		2149		2340		2531	
W3933	11.7	1869		1958		2035		2139		2257		2470		2683	

Notes below apply to all products in section above:

- Two adjustable shelves.
- Inset and Beaded Inset Door Styles are a standard 13″ deep.
- Full Overlay Styles:
  - Increased Depths available in 1/4″ increments from 12 1/4″ to 30″.
  - Reduced Depths available in 1/4″ increments from 6″ to 11 3/4″.
- Inset and Beaded Inset Styles:
  - Increased Depths available in 1/4″ increments from 13 1/4″ to 30″.
  - Reduced Depths available in 1/4″ increments from 6″ to 12 3/4″.

Door & Drawer Options

AF	AOMD	CC[1]	CG	GAMD[1]	HC[1]	IFHG	MC[1]	MD[1]	MFO	PRMD[2]	SHMD[1]	SPLITDR[3]	SPLITDRWS	TCG	TCP
✓		✓	✓	✓	✓	✓	✓	✓	✓	✓	✓	✓			

End Panel Options

AUTH	CSFPE	EXBK	EXDN	FFD	FL/FR	FPE	INTGE	IPE
✓	✓	✓	✓	✓	✓	✓	✓	✓

Custom Modification Options

ADD_SHLF	ADDTK	ADRW	BVR	CBO	CCO	CFNTO	CFRMO	CLIP[4]	CND	CSDGBK	EX	EX_OL	F.ALL	FBFL	FLUT[5]	FTK[6]	ID	IH
✓		✓	✓	✓	✓	✓	✓	✓	✓	✓	✓	✓			✓	✓	✓	✓

INVFRM	IW[7]	LIGHT	MIP	OBRB	PFINBTMB	RD	RECTK	RH	ROSFLUT	RT[8]	RW	STW	TD	TKP	TVR[9]	WS	WTR
	✓	✓	✓	✓	✓	✓			✓	✓			✓		✓	✓	✓

[1] Not available on 9″ wide.
[2] Not available on 9″, 12″ or 24″ (2 doors) wide.
[3] Only available on 24″ (2 doors)-39″ wide.
[4] Not available on 9″, 12″ or 24″ (2 doors) wide.
[5] Not available with 6″ fluting.
[6] FTKAV and style B-L not available on 9″ or 12″ wide.
[7] Not available on 24″ (1 door) wide.
[8] Not available on 9″ or 39″ wide.
[9] Not available on 42″-48″ wide and TVRAV and style B-L not available on 9″ or 12″ wide.

IH/RH availability charts starting on page G•40.
IW/RW availability charts starting on page G•46.

WALL, 30″ or 33″ HIGH (cont'd)

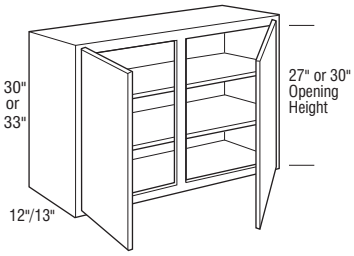



	Cubic Feet	1	2	3	4	5	6	7
W4230	11.5	1609	1682	1746	1846	1945	2126	2307
W4530	12.3	1703	1780	1842	1945	2046	2236	2426
W4830CS	13.1	1785	1870	1930	2037	2150	2350	2550
W4233	12.6	1929	2020	2096	2212	2330	2549	2768
W4533	13.5	2043	2136	2208	2330	2454	2681	2908
W4833CS	14.3	2139	2243	2318	2441	2577	2817	3057
W4830	13.1	2035	2132	2200	2322	2451	2679	2907
W4833	14.3	2460	2579	2666	2807	2964	3240	3516

- Two adjustable shelves.
- Inset and Beaded Inset Door Styles are a standard 13″ deep.
- Full Overlay Styles:
  - Increased Depths available in 1/4″ increments from 12 1/4″ to 30″.
  - Reduced Depths available in 1/4″ increments from 6″ to 11 3/4″.
- Inset and Beaded Inset Styles:
  - Increased Depths available in 1/4″ increments from 13 1/4″ to 30″.
  - Reduced Depths available in 1/4″ increments from 6″ to 12 3/4″.

Door & Drawer Options

AF	AOMD	CC	CG	GAMD	HC	IFHG	MC	MD	MFO	PRMD	SHMD	SPLITDR	SPLITDRWS	TCG	TCP
✓		✓	✓	✓	✓	✓	✓	✓	✓	✓	✓				

End Panel Options

AUTH	CSFPE	EXBK	EXDN	FFD	FL/FR	FPE	INTGE	IPE
✓	✓	✓	✓	✓	✓	✓	✓	✓

Custom Modification Options

ADD_SHLF	ADDTK	ADRW	BVR	CBO	CCO	CFNTO	CFRMO	CLIP	CND	CSDGBK	EX	EX_OL	F.ALL	FBFL	FLUT[1]	FTK	ID	IH
✓		✓	✓	✓	✓	✓	✓	✓	✓	✓	✓	✓			✓	✓	✓	✓

INVFRM	IW[2]	LIGHT	MIP	OBRB	PFINBTMB	RD	RECTK	RH	ROSFLUT	RT	RW	STW	TD	TKP	TVR	WS	WTR
	✓	✓	✓	✓	✓	✓			✓	✓			✓			✓	✓

[1] Not available with 6″ fluting.
[2] Not available on 48″ wide.

WALL EASY ACCESS STORAGE CABINET, 30″ HIGH

S

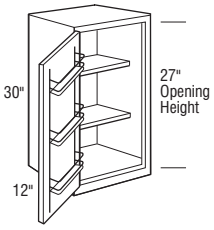

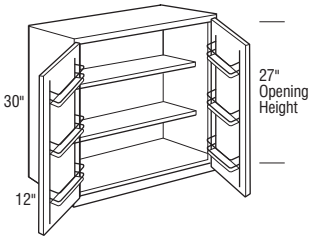

WEAS1530 L or R	4.4	1080	1127	1160	1206	1255	1350	1445
WEAS1830 L or R	5.2	1122	1165	1201	1252	1311	1399	1487
WEAS3030	8.3	1838	1908	1961	2045	2129	2292	2455
WEAS3630	9.9	1888	1958	2004	2089	2184	2336	2488

Notes below apply to all products in section above:

- Adjustable shelves are 7 1/4″ deep.
- Racks on doors are 3 1/4″ deep
- Reduced Depths available in 1/4″ increments from 9″ to 11 3/4″.
- Increased Depths available in 1/4″ increments from 12 1/4″ to 30″.
- Not available on Inset and Beaded Inset styles.

Door & Drawer Options

AF	AOMD	CC	CG	GAMD	HC	IFHG	MC	MD	MFO	PRMD	SHMD	SPLITDR	SPLITDRWS	TCG	TCP
									✓						

End Panel Options

AUTH	CSFPE	EXBK	EXDN	FFD	FL/FR	FPE	INTGE	IPE
✓	✓	✓	✓		✓	✓	✓	

Custom Modification Options

ADD_SHLF	ADDTK	ADRW	BVR	CBO	CCO	CFNTO	CFRMO	CLIP[1]	CND	CSDGBK	EX	EX_OL	F.ALL	FBFL	FLUT[2]	FTK	ID	IH
✓		✓	✓					✓		✓	✓	✓			✓	✓	✓	

INVFRM	IW	LIGHT	MIP	OBRB	PFINBTMB	RD	RECTK	RH	ROSFLUT	RT	RW	STW	TD	TKP	TVR	WS	WTR
			✓	✓	✓	✓			✓							✓	✓

[1] Not available on 15″ wide.
[2] Not available with 6″ fluting.

Wall Cabinets

WALL, 36″ HIGH

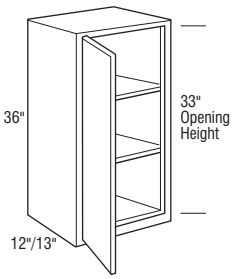

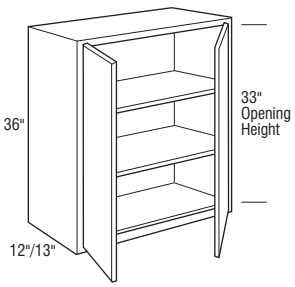

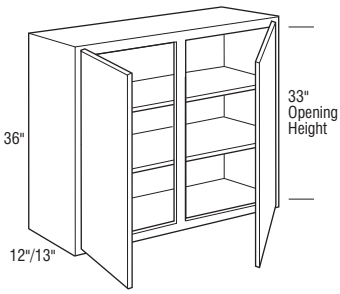

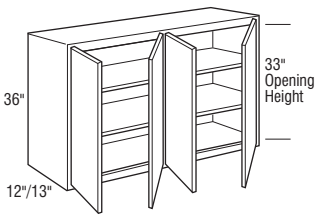

	Cubic Feet	1		2		3		4		5		6		7	
W936 L or R	3.3	962		1005		1039		1097		1167		1278		1389	
W1236 L or R	4.2	1037		1083		1119		1188		1249		1367		1485	
W1536 L or R	5.2	1080		1139		1187		1244		1313		1433		1553	
W1836 L or R	6.1	1133		1192		1230		1299		1367		1491		1615	
W2136 L or R	7.1	1181		1236		1281		1347		1417		1546		1675	
W2436 L or R	8.0	1217		1278		1322		1396		1464		1597		1730	
W2436	8.0	1524		1598		1646		1737		1848		2015		2182	
W2736	9.0	1742		1823		1890		1990		2097		2291		2485	
W3036	9.9	1815		1901		1973		2075		2195		2398		2601	
W3336	10.9	1871		1966		2033		2142		2268		2476		2684	
W3636	11.8	1949		2046		2122		2238		2352		2575		2798	
W3936	12.7	2021		2122		2197		2318		2452		2676		2900	
W4236	13.7	2090		2191		2266		2394		2517		2753		2989	
W4536	14.6	2206		2314		2396		2528		2656		2903		3150	
W4836CS	15.6	2314		2423		2511		2645		2785		3039		3293	
W4836	15.6	2661		2786		2888		3042		3203		3495		3787	

Notes below apply to all products in section above:

- Two adjustable shelves.
- Inset and Beaded Inset Door Styles are a standard 13″ deep.
- Full Overlay Styles:
  - Increased Depths available in 1/4″ increments from 12 1/4″ to 30″.
  - Reduced Depths available in 1/4″ increments from 6″ to 11 3/4″.
- Inset and Beaded Inset Styles:
  - Increased Depths available in 1/4″ increments from 13 1/4″ to 30″.
  - Reduced Depths available in 1/4″ increments from 6″ to 12 3/4″.

Door & Drawer Options

AF	AOMD	CC[1]	CG	GAMD[1]	HC	IFHG	MC	MD[1]	MFO	PRMD[2]	SHMD[1]	SPLITDR[3]	SPLITDRWS	TCG	TCP
✓		✓	✓	✓	✓	✓	✓	✓	✓	✓	✓	✓		✓	✓

End Panel Options

AUTH	CSFPE	EXBK	EXDN	FFD	FL/FR	FPE	INTGE	IPE
✓	✓	✓	✓	✓	✓	✓	✓	✓

Custom Modification Options

ADD_SHLF	ADDTK	ADRW	BVR	CBO	CCO	CFNTO	CFRMO	CLIP[4]	CND	CSDGBK	EX	EX_OL	F.ALL	FBFL	FLUT[5]	FTK[6]	ID	IH
✓		✓	✓	✓	✓	✓	✓	✓	✓	✓	✓	✓			✓	✓	✓	✓

INVFRM	IW[7]	LIGHT	MIP	OBRB	PFINBTMB	RD	RECTK	RH	ROSFLUT	RT[8]	RW	STW	TD[9]	TKP	TVR[10]	WS	WTR
	✓	✓	✓	✓	✓	✓			✓	✓			✓		✓	✓	✓

[1] Not available on 9″ wide.
[2] Not available on 9″, 12″ or 24″ (2 doors) wide.
[3] Only available on 24″ (2 doors)-39″ wide.
[4] Not available on 9″, 12″ or 24″ (2 doors) wide.
[5] Not available with 6″ fluting.
[6] FTKAV and style B-L not available on 9″ or 12″ wide.
[7] Not available on 24″ (1 door) or 48″ wide.
[8] Not available on 9″ or 39″ wide.
[9] Not available on 9″ or 24″ (2 doors) wide.
[10] Not available on 42″-48″ wide and TVRAV and style B-L not available on 9″ or 12″ wide.

IH/RH availability charts starting on page G•40.
IW/RW availability charts starting on page G•46.

WALL TOP HINGE with BIFOLD, 30″, 33″, or 36″ HIGH

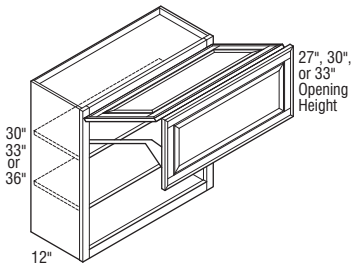

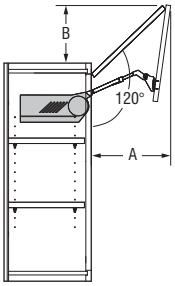

	Cubic Feet	1	2	3	4	5	6	7
WTH2430BF	6.7	2478	2576	2649	2762	2897	3120	3343
WTH2730BF	7.5	2518	2617	2689	2778	2913	3134	3355
WTH3030BF	8.3	2559	2657	2727	2816	2952	3173	3394
WTH3330BF	9.1	2599	2697	2767	2855	2991	3213	3435
WTH3630BF	9.9	2641	2738	2808	2895	3031	3254	3477
WTH2433BF	7.4	2558	2658	2735	2856	2993	3226	3459
WTH2733BF	8.3	2598	2699	2778	2896	3034	3267	3500
WTH3033BF	9.1	2640	2741	2818	2936	3075	3308	3541
WTH3333BF	10.0	2681	2781	2859	2978	3116	3349	3582
WTH3633BF	10.9	2721	2822	2898	3020	3157	3389	3621
WTH2436BF	8.0	2721	2821	2895	3008	3143	3371	3599
WTH2736BF	9.0	2762	2861	2935	3047	3184	3413	3642
WTH3036BF	9.9	2802	2902	2977	3088	3224	3452	3680
WTH3336BF	10.9	2843	2943	3018	3130	3266	3492	3718
WTH3636BF	11.8	2885	2983	3059	3170	3307	3533	3759

- Not available on Inset and Beaded Inset styles.
- Grain on center panels and slab doors will run horizontally and door rail configuration on non-miter doors will be unique from adjacent cabinet doors.
- Door opens to 120°. Angle restriction clips available; see page S•16.
- Additional accessories available for Automatic Opening Mechanism option, refer to page S•13.

	Cabinet Height	A	B
Full Overlay	30″	14 3/8″	7 3/8″
	33″	15 3/4″	8 1/16″
	36″	17 1/16″	8 3/4″

Door & Drawer Options

AF	AOMD	CC	CG	GAMD	HC	IFHG	MC	MD	MFO	PRMD	SHMD	SPLITDR	SPLITDRWS	TCG	TCP
✓	✓		✓										✓		

End Panel Options

AUTH	CSFPE	EXBK	EXDN	FFD	FL/FR	FPE	INTGE	IPE
✓	✓	✓	✓		✓	✓		

Custom Modification Options

ADD_SHLF	ADDTK	ADRW	BVR	CBO	CCO	CFNTO	CFRMO	CLIP	CND	CSDGBK	EX	EX_OL	F.ALL	FBFL	FLUT[1]	FTK	ID	IH[2]
		✓	✓					✓		✓	✓	✓			✓	✓	✓	✓

INVFRM	IW[3]	LIGHT	MIP	OBRB	PFINBTMB	RD	RECTK	RH	ROSFLUT	RT	RW	STW	TD	TKP	TVR	WS	WTR
	✓	✓	✓	✓	✓				✓							✓	✓

[1] Not available with 6″ fluting.
[2] Not available on 36″ high.
[3] Not available on 36″ wide.

Wall Cabinets

WALL, 39″ or 42″ HIGH

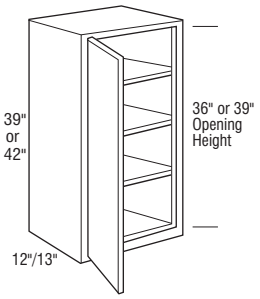

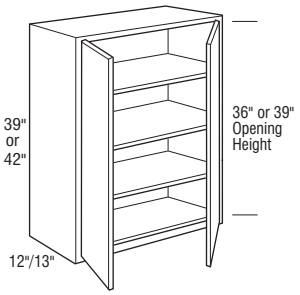

	Cubic Feet	1		2		3		4		5		6		7	
W939 L or R	3.6	1026		1074		1111		1170		1251		1367		1483	
W1239 L or R	4.6	1110		1163		1199		1268		1337		1463		1589	
W1539 L or R	5.6	1161		1217		1266		1331		1405		1532		1659	
W1839 L or R	6.6	1213		1276		1316		1390		1463		1597		1731	
W2139 L or R	7.6	1263		1322		1369		1441		1519		1655		1791	
W2439 L or R	8.7	1302		1367		1415		1492		1566		1707		1848	
W942 L or R	3.8	1110		1160		1201		1266		1331		1457		1583	
W1242 L or R	4.9	1160		1218		1258		1331		1409		1543		1677	
W1542 L or R	6.0	1217		1278		1322		1396		1464		1599		1734	
W1842 L or R	7.1	1268		1332		1385		1457		1546		1679		1812	
W2142 L or R	8.2	1327		1393		1439		1522		1599		1744		1889	
W2442 L or R	9.3	1363		1432		1473		1557		1646		1794		1942	
W2439	8.7	1630		1710		1760		1860		1977		2158		2339	
W2739	9.7	1866		1951		2026		2132		2245		2453		2661	
W3039	10.7	1944		2037		2109		2222		2351		2567		2783	
W3339	11.7	2001		2102		2175		2296		2422		2651		2880	
W3639	12.7	2086		2188		2271		2389		2517		2756		2995	
W3939	13.8	2161		2271		2357		2479		2620		2861		3102	
W2442	9.3	1671		1754		1810		1908		2027		2211		2395	
W2742	10.4	1958		2056		2128		2240		2361		2576		2791	
W3042	11.5	2033		2131		2208		2329		2453		2676		2899	
W3342	12.6	2097		2197		2276		2406		2548		2785		3022	
W3642	13.7	2187		2292		2369		2506		2644		2891		3138	
W3942	14.8	2254		2369		2453		2582		2727		2981		3235	

Notes below apply to all products in section above:

- Three adjustable shelves.
- Inset and Beaded Inset Door Styles are a standard 13″ deep.
- Full Overlay Styles:
  - Increased Depths available in 1/4″ increments from 12 1/4″ to 30″.
  - Reduced Depths available in 1/4″ increments from 6″ to 11 3/4″.
- Inset and Beaded Inset Styles:
  - Increased Depths available in 1/4″ increments from 13 1/4″ to 30″.
  - Reduced Depths available in 1/4″ increments from 6″ to 12 3/4″.

Door & Drawer Options

AF	AOMD	CC[1]	CG	GAMD[1]	HC	IFHG	MC	MD[1]	MFO	PRMD[2]	SHMD[1]	SPLITDR[3]	SPLITDRWS	TCG	TCP
✓		✓	✓	✓	✓	✓	✓	✓	✓	✓	✓	✓		✓	✓

End Panel Options

AUTH	CSFPE	EXBK	EXDN	FFD	FL/FR	FPE	INTGE	IPE
✓	✓	✓	✓	✓	✓	✓	✓	✓

Custom Modification Options

ADD_SHLF	ADDTK	ADRW	BVR	CBO	CCO	CFNTO	CFRMO	CLIP[4]	CND	CSDGBK	EX	EX_OL	F.ALL	FBFL	FLUT[5]	FTK[6]	ID	IH
✓		✓	✓	✓	✓	✓	✓	✓	✓	✓	✓	✓			✓	✓	✓	✓

INVFRM	IW[7]	LIGHT	MIP	OBRB	PFINBTMB	RD	RECTK	RH	ROSFLUT	RT[8]	RW	STW	TD[9]	TKP	TVR[10]	WS	WTR
	✓	✓	✓	✓	✓	✓			✓	✓			✓		✓	✓	✓

[1] Not available on 9″ wide.
[2] Not available on 9″, 12″, or 24″ (2 doors) wide.
[3] Only available on 24″ (2 doors)-39″ wide.
[4] Not available on 9″, 12″ or 24″ (2 doors) wide.
[5] Not available with 6″ fluting.
[6] FTKAV and style B-L not available on 9″ or 12″ wide.
[7] Not available on 24″ (1 door) wide.
[8] Not available on 9″ or 39″ wide.
[9] Not available on 9″ or 24″ (2 doors) wide.
[10] Not available on 42″-48″ wide and TVRAV and style B-L not available on 9″ or 12″ wide.

IH/RH availability charts starting on page G•40.
IW/RW availability charts starting on page G•46.

WALL, 39″ or 42″ HIGH (cont'd)

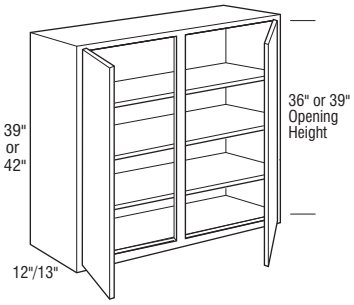

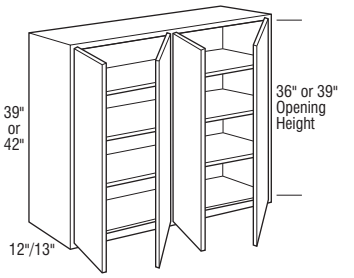

	Cubic Feet	1		2		3		4		5		6		7	
W4239	14.8	2238		2341		2421		2561		2693		2946		3199	
W4539	15.8	2361		2475		2566		2709		2843		3110		3377	
W4839CS	16.8	2475		2594		2687		2829		2977		3250		3523	
W4242	15.9	2329		2447		2534		2672		2808		3064		3320	
W4542	17.0	2455		2572		2658		2805		2960		3234		3508	
W4842CS	18.1	2572		2699		2796		2948		3100		3385		3670	
W4839	16.8	2846		2983		3090		3253		3424		3738		4052	
W4842	18.1	2958		3104		3215		3390		3565		3893		4221	

- Three adjustable shelves.
- Inset and Beaded Inset Door Styles are a standard 13″ deep.
- Full Overlay Styles:
  - Increased Depths available in 1/4″ increments from 12 1/4″ to 30″.
  - Reduced Depths available in 1/4″ increments from 6″ to 11 3/4″.
- Inset and Beaded Inset Styles:
  - Increased Depths available in 1/4″ increments from 13 1/4″ to 30″.
  - Reduced Depths available in 1/4″ increments from 6″ to 12 3/4″.

Door & Drawer Options

AF	AOMD	CC	CG	GAMD	HC	IFHG	MC	MD	MFO	PRMD	SHMD	SPLITDR	SPLITDRWS	TCG	TCP
✓		✓	✓	✓	✓	✓	✓	✓	✓	✓	✓			✓	✓

End Panel Options

AUTH	CSFPE	EXBK	EXDN	FFD	FL/FR	FPE	INTGE	IPE
✓	✓	✓	✓	✓	✓	✓	✓	✓

Custom Modification Options

ADD_SHLF	ADDTK	ADRW	BVR	CBO	CCO	CFNTO	CFRMO	CLIP	CND	CSDGBK	EX	EX_OL	F.ALL	FBFL	FLUT[1]	FTK	ID	IH
✓		✓	✓	✓	✓	✓	✓	✓	✓	✓	✓	✓			✓	✓	✓	✓

INVFRM	IW[2]	LIGHT	MIP	OBRB	PFINBTMB	RD	RECTK	RH	ROSFLUT	RT	RW	STW	TD	TKP	TVR	WS	WTR
	✓	✓	✓	✓	✓	✓			✓	✓			✓			✓	✓

[1] Not available with 6″ fluting.
[2] Not available on 48″ wide.

Wall Cabinets

WALL, 45″ or 48″ HIGH

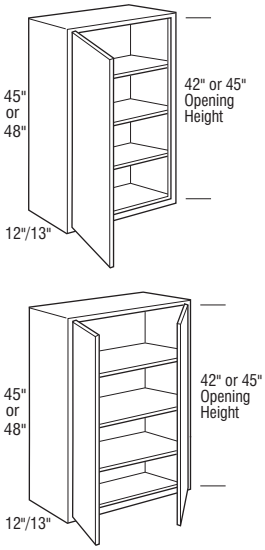

	Cubic Feet	1		2		3		4		5		6		7	
W945 L or R	4.1	1441		1505		1561		1646		1728		1892		2056	
W1245 L or R	5.3	1505		1582		1636		1728		1834		2004		2174	
W1545 L or R	6.4	1581		1660		1720		1811		1899		2075		2251	
W1845 L or R	7.6	1650		1731		1800		1892		2009		2185		2361	
W2145 L or R	8.8	1723		1808		1870		1979		2075		2270		2465	
W2445 L or R	9.9	1773		1859		1917		2026		2137		2329		2521	
W948 L or R	4.4	1626		1706		1757		1834		1917		2095		2273	
W1248 L or R	5.6	1712		1795		1851		1930		2015		2206		2397	
W1548 L or R	6.9	1794		1876		1935		2021		2116		2309		2502	
W1848 L or R	8.1	1869		1956		2009		2107		2197		2406		2615	
W2148 L or R	9.3	1946		2040		2096		2192		2303		2512		2721	
W2448 L or R	10.6	2010		2109		2169		2266		2374		2593		2812	
W2445	9.9	2170		2277		2357		2480		2630		2874		3118	
W2745	11.1	2548		2668		2765		2911		3064		3351		3638	
W3045	12.3	2644		2769		2866		3030		3184		3478		3772	
W3345	13.5	2726		2858		2961		3126		3312		3618		3924	
W3645	14.6	2843		2979		3078		3250		3435		3758		4081	
W3945	15.8	2928		3078		3184		3358		3548		3876		4204	
W2448	10.6	2315		2430		2487		2615		2722		2979		3236	
W2748	11.8	2876		3018		3110		3244		3387		3709		4031	
W3048	13.1	2995		3142		3230		3379		3520		3847		4174	
W3348	14.3	3093		3239		3335		3494		3650		3985		4320	
W3648	15.6	3213		3371		3459		3622		3801		4158		4515	
W3948	16.8	3321		3478		3582		3751		3970		4338		4706	

Notes below apply to all products in section above:

- Three adjustable shelves.
- Inset and Beaded Inset Door Styles are a standard 13″ deep.
- Full Overlay Styles:
  - Increased Depths available in 1/4″ increments from 12 1/4″ to 30″.
  - Reduced Depths available in 1/4″ increments from 6″ to 11 3/4″.
- Inset and Beaded Inset Styles:
  - Increased Depths available in 1/4″ increments from 13 1/4″ to 30″.
  - Reduced Depths available in 1/4″ increments from 6″ to 12 3/4″.

Door & Drawer Options

AF	AOMD	CC[1]	CG	GAMD[1]	HC	IFHG	MC	MD[1]	MFO	PRMD[2]	SHMD[1]	SPLITDR[3]	SPLITDRWS	TCG	TCP
✓		✓	✓	✓	✓	✓	✓	✓	✓	✓	✓	✓		✓	✓

End Panel Options

AUTH	CSFPE	EXBK	EXDN	FFD	FL/FR	FPE	INTGE	IPE
✓	✓	✓	✓	✓	✓	✓	✓	✓

Custom Modification Options

ADD_SHLF	ADDTK	ADRW	BVR	CBO	CCO	CFNTO	CFRMO	CLIP[4]	CND	CSDGBK	EX	EX_OL	F.ALL	FBFL	FLUT[5]	FTK[6]	ID	IH
✓		✓	✓	✓	✓	✓	✓	✓	✓	✓	✓	✓			✓	✓	✓	✓

INVFRM	IW[7]	LIGHT	MIP	OBRB	PFINBTMB	RD	RECTK	RH	ROSFLUT	RT[8]	RW	STW	TD	TKP	TVR[9]	WS	WTR
	✓	✓	✓	✓	✓	✓			✓	✓					✓	✓	✓

[1] Not available on 9″ wide.
[2] Not available on 9″, 12″, or 24″ (2 doors) wide.
[3] Only available on 24″ (2 doors)-39″ wide.
[4] Not available on 9″, 12″ or 24″ (2 doors) wide.
[5] Not available with 6″ fluting.
[6] FTKAV and style B-L not available on 9″ or 12″ wide.
[7] Not available on 24″ (1 door) wide.
[8] Not available on 9″ or 39″ wide.
[9] Not available on 42″-48″ wide and TVRAV and style B-L not available on 9″ or 12″ wide.

IH/RH availability charts starting on page G•40.
IW/RW availability charts starting on page G•46.

WALL, 45″ or 48″ HIGH (cont'd)

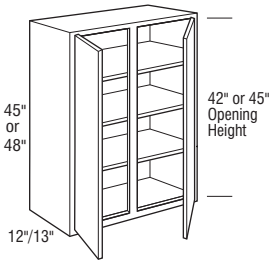

	Cubic Feet	1	2	3	4	5	6	7
W4245	17.0	3030	3178	3296	3474	3650	3983	4316
W4545	18.1	3187	3340	3457	3649	3842	4204	4566
W4845	19.3	3340	3502	3636	3833	4029	4403	4777
W4248	18.1	3428	3595	3695	3864	4051	4429	4807
W4548	19.3	3607	3778	3887	4068	4253	4643	5033
W4848	20.6	3770	3957	4076	4259	4466	4880	5294

- Three adjustable shelves.
- Inset and Beaded Inset Door Styles are a standard 13″ deep.
- Full Overlay Styles:
  - Increased Depths available in 1/4″ increments from 12 1/4″ to 30″.
  - Reduced Depths available in 1/4″ increments from 6″ to 11 3/4″.
- Inset and Beaded Inset Styles:
  - Increased Depths available in 1/4″ increments from 13 1/4″ to 30″.
  - Reduced Depths available in 1/4″ increments from 6″ to 12 3/4″.

Door & Drawer Options

AF	AOMD	CC[1]	CG	GAMD[1]	HC	IFHG	MC	MD[1]	MFO	PRMD[2]	SHMD[1]	SPLITDR[3]	SPLITDRWS	TCG	TCP
✓		✓	✓	✓	✓	✓	✓	✓	✓	✓	✓	✓		✓	✓

End Panel Options

AUTH	CSFPE	EXBK	EXDN	FFD	FL/FR	FPE	INTGE	IPE
✓	✓	✓	✓	✓	✓	✓	✓	✓

Custom Modification Options

ADD_SHLF	ADDTK	ADRW	BVR	CBO	CCO	CFNTO	CFRMO	CLIP[4]	CND	CSDGBK	EX	EX_OL	F.ALL	FBFL	FLUT[5]	FTK[6]	ID	IH
✓		✓	✓	✓	✓	✓	✓	✓	✓	✓	✓	✓			✓	✓	✓	✓

INVFRM	IW[7]	LIGHT	MIP	OBRB	PFINBTMB	RD	RECTK	RH	ROSFLUT	RT[8]	RW	STW	TD	TKP	TVR[9]	WS	WTR
	✓	✓	✓	✓	✓	✓			✓	✓					✓	✓	✓

[1] Not available on 9″ wide.
[2] Not available on 9″, 12″, or 24″ (2 doors) wide.
[3] Only available on 24″ (2 doors)-39″ wide.
[4] Not available on 9″, 12″ or 24″ (2 doors) wide.
[5] Not available with 6″ fluting.
[6] FTKAV and style B-L not available on 9″ or 12″ wide.
[7] Not available on 48″ wide.
[8] Not available on 9″ or 39″ wide.
[9] Not available on 42″-48″ wide and TVRAV and style B-L not available on 9″ or 12″ wide.

Wall Cabinets

WALL with TWO DRAWERS, 48″, 51″, 54″, 57″, or 60″ HIGH

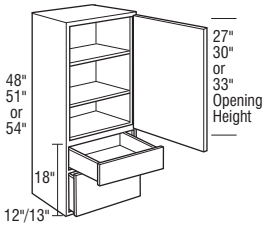

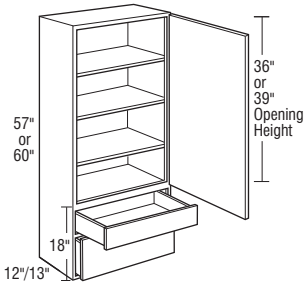

	Cubic Feet	1		2		3		4		5		6		7	
W2D1548 L or R	6.9	1368		1411		1444		1492		1540		1637		1734	
W2D1848 L or R	8.1	1409		1449		1486		1536		1595		1683		1771	
W2D2448 L or R	10.6	1470		1518		1550		1607		1662		1764		1866	
W2D1551 L or R	7.3	1534		1586		1620		1682		1738		1851		1964	
W2D1851 L or R	8.6	1583		1629		1672		1736		1806		1910		2014	
W2D2451 L or R	11.2	1655		1714		1747		1818		1887		2008		2129	
W2D1554 L or R	7.7	1620		1679		1727		1784		1853		1973		2093	
W2D1854 L or R	9.1	1673		1732		1770		1839		1907		2031		2155	
W2D2454 L or R	11.9	1757		1818		1862		1936		2004		2137		2270	
W2D1557 L or R	8.1	1701		1757		1806		1871		1945		2072		2199	
W2D1857 L or R	9.6	1753		1816		1856		1930		2003		2137		2271	
W2D2457 L or R	12.5	1842		1907		1955		2032		2106		2247		2388	
W2D1560 L or R	8.5	1757		1818		1862		1936		2004		2139		2274	
W2D1860 L or R	10.1	1808		1872		1925		1997		2086		2219		2352	
W2D2460 L or R	13.2	1903		1972		2013		2097		2186		2334		2482	

- 48″-54″ high includes two adjustable shelves. 57″-60″ high includes three adjustable shelves.
- Countertop backsplash must stop to set cabinet against wall.
- Inset and Beaded Inset Door Styles are a standard 13″ deep.
- When Inset and Beaded Inset Door Styles are selected, the top drawer will be slab.
- Full Overlay Styles:
  - Increased Depths available in 1/4″ increments from 12 1/4″ to 30″.
  - Reduced Depths available in 1/4″ increments from 6″ to 11 3/4″.
- Inset and Beaded Inset Styles:
  - Increased Depths available in 1/4″ increments from 13 1/4″ to 30″.
  - Reduced Depths available in 1/4″ increments from 6″ to 12 3/4″.

Door & Drawer Options

AF	AOMD	CC	CG	GAMD	HC	IFHG	MC	MD	MFO	PRMD	SHMD	SPLITDR	SPLITDRWS	TCG[1]	TCP[1]
			✓			✓		✓	✓	✓				✓	✓

End Panel Options

AUTH	CSFPE	EXBK	EXDN	FFD	FL/FR	FPE	INTGE	IPE
✓	✓	✓	✓	✓		✓	✓	✓

Custom Modification Options

ADD_SHLF	ADDTK	ADRW	BVR	CBO	CCO	CFNTO	CFRMO	CLIP	CND	CSDGBK	EX	EX_OL	F.ALL	FBFL	FLUT[2]	FTK	ID[3]	IH
	✓		✓	✓	✓	✓	✓	✓	✓	✓	✓	✓			✓	✓	✓	✓

INVFRM	IW[4]	LIGHT	MIP	OBRB	PFINBTMB	RD	RECTK	RH	ROSFLUT	RT[4]	RW	STW	TD[5]	TKP	TVR	WS	WTR
	✓		✓	✓	✓	✓	✓		✓	✓			✓	✓	✓	✓	✓

[1] Not available on 48″ or 51″ high.
[2] Not available with 6″ fluting.
[3] Not available on W2D2448 L or R and W2D2451 L or R.
[4] Not available on 24″ wide.
[5] Only available on 48″ high and W2D2454 L or R.

IH/RH availability charts starting on page G•40.
IW/RW availability charts starting on page G•46.

WALL with TWO DRAWERS, 48″, 51″, 54″, 57″, or 60″ HIGH

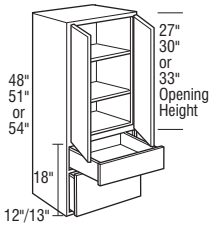

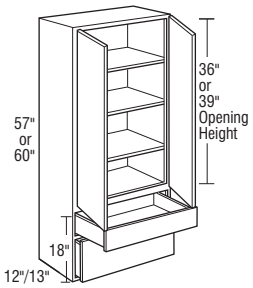

	Cubic Feet	1		2		3		4		5		6		7	
W2D2448	10.6	1738		1795		1837		1903		1995		2122		2249	
W2D2748	11.8	1860		1925		1976		2056		2121		2268		2415	
W2D3048	13.1	1925		1993		2046		2123		2212		2374		2536	
W2D3348	14.3	1973		2043		2088		2172		2263		2422		2581	
W2D3648	15.6	2021		2097		2153		2247		2329		2492		2655	
W2D2451	11.2	1978		2045		2096		2176		2284		2437		2590	
W2D2751	12.6	2122		2200		2261		2358		2436		2614		2792	
W2D3051	13.9	2200		2282		2348		2441		2544		2743		2942	
W2D3351	15.2	2257		2345		2398		2498		2607		2797		2987	
W2D3651	16.5	2319		2409		2476		2587		2689		2880		3071	
W2D2454	11.9	2064		2138		2186		2277		2388		2555		2722	
W2D2754	13.3	2282		2363		2430		2530		2637		2831		3025	
W2D3054	14.7	2355		2441		2513		2615		2735		2938		3141	
W2D3354	16.1	2411		2506		2573		2682		2808		3016		3224	
W2D3654	17.5	2489		2586		2662		2778		2892		3115		3338	
W2D2457	12.5	2170		2250		2300		2400		2517		2698		2879	
W2D2757	14.0	2406		2491		2566		2672		2785		2993		3201	
W2D3057	15.5	2484		2577		2649		2762		2891		3107		3323	
W2D3357	16.9	2541		2642		2715		2836		2962		3191		3420	
W2D3657	18.4	2626		2728		2811		2929		3057		3296		3535	
W2D2460	13.2	2211		2294		2350		2448		2567		2751		2935	
W2D2760	14.7	2498		2596		2668		2780		2901		3116		3331	
W2D3060	16.3	2573		2671		2748		2869		2993		3216		3439	
W2D3360	17.8	2637		2737		2816		2946		3088		3325		3562	
W2D3660	19.4	2727		2832		2909		3046		3184		3431		3678	

- 48″-54″ high includes two adjustable shelves. 57″-60″ high includes three adjustable shelves.
- Countertop backsplash must stop to set cabinet against wall.
- Inset and Beaded Inset Door Styles are a standard 13″ deep.
- When Inset and Beaded Inset Door Styles are selected, the top drawer will be slab.
- Full Overlay Styles:
  - Increased Depths available in 1/4″ increments from 12 1/4″ to 30″.
  - Reduced Depths available in 1/4″ increments from 6″ to 11 3/4″.
- Inset and Beaded Inset Styles:
  - Increased Depths available in 1/4″ increments from 13 1/4″ to 30″.
  - Reduced Depths available in 1/4″ increments from 6″ to 12 3/4″.

Door & Drawer Options

AF	AOMD	CC	CG	GAMD	HC	IFHG	MC	MD	MFO	PRMD	SHMD	SPLITDR	SPLITDRWS	TCG[1]	TCP[1]
			✓			✓		✓	✓	✓		✓		✓	✓

End Panel Options

AUTH	CSFPE	EXBK	EXDN	FFD	FL/FR	FPE	INTGE	IPE
✓	✓	✓	✓	✓		✓	✓	✓

Custom Modification Options

ADD_SHLF	ADDTK	ADRW	BVR	CBO	CCO	CFNTO	CFRMO	CLIP[2]	CND	CSDGBK	EX	EX_OL	F.ALL	FBFL	FLUT[3]	FTK	ID[4]	IH
	✓		✓	✓	✓	✓	✓	✓	✓	✓	✓	✓			✓	✓	✓	✓

INVFRM	IW	LIGHT	MIP	OBRB	PFINBTMB	RD	RECTK	RH	ROSFLUT	RT	RW	STW	TD[5]	TKP	TVR	WS	WTR
	✓		✓	✓	✓	✓	✓		✓	✓			✓	✓	✓	✓	✓

[1] Not available on 48″ or 54″ high.
[2] Not available on 24″ wide.
[3] Not available with 6″ fluting.
[4] Not available on W2D2451 and W2D2454.
[5] Not available on 48″ high.

Wall Cabinets

WALL with THREE DRAWERS, 48″, 51″, 54″, 57″, or 60″ HIGH

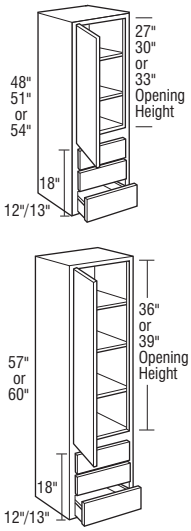

	Cubic Feet	1		2		3		4		5		6		7	
W3D1548 L or R	6.9	1648		1691		1724		1772		1820		1917		2014	
W3D1848 L or R	8.1	1689		1729		1766		1816		1875		1963		2051	
W3D2448 L or R	10.6	1750		1798		1830		1887		1942		2044		2146	
W3D1551 L or R	7.3	1814		1866		1900		1962		2018		2131		2244	
W3D1851 L or R	8.6	1863		1909		1952		2016		2086		2190		2294	
W3D2451 L or R	11.2	1935		1994		2027		2098		2167		2288		2409	
W3D1554 L or R	7.7	1900		1959		2007		2064		2133		2253		2373	
W3D1854 L or R	9.1	1953		2012		2050		2119		2187		2311		2435	
W3D2454 L or R	11.9	2037		2098		2142		2216		2284		2417		2550	
W3D1557 L or R	8.1	1981		2037		2086		2151		2225		2352		2479	
W3D1857 L or R	9.6	2033		2096		2136		2210		2283		2417		2551	
W3D2457 L or R	12.5	2122		2187		2235		2312		2386		2527		2668	
W3D1560 L or R	8.5	2037		2098		2142		2216		2284		2419		2554	
W3D1860 L or R	10.1	2088		2152		2205		2277		2366		2499		2632	
W3D2460 L or R	13.2	2183		2252		2293		2377		2466		2614		2762	

- 48″-54″ high includes two adjustable shelves. 57″-60″ high includes three adjustable shelves.
- Includes three standard drawers.
- Countertop backsplash must stop to set cabinet against wall.
- Inset and Beaded Inset Door Styles are a standard 13″ deep.
- When Inset and Beaded Inset Door Styles are selected, drawers will be slab.
- Full Overlay Styles:
  - Increased Depths available in 1/4″ increments from 12 1/4″ to 30″.
  - Reduced Depths available in 1/4″ increments from 6″ to 11 3/4″.
- Inset and Beaded Inset Styles:
  - Increased Depths available in 1/4″ increments from 13 1/4″ to 30″.
  - Reduced Depths available in 1/4″ increments from 6″ to 12 3/4″.

Door & Drawer Options

AF	AOMD	CC	CG	GAMD	HC	IFHG	MC	MD	MFO	PRMD	SHMD	SPLITDR	SPLITDRWS	TCG[1]	TCP[1]
			✓			✓		✓	✓	✓				✓	✓

End Panel Options

AUTH	CSFPE	EXBK	EXDN	FFD	FL/FR	FPE	INTGE	IPE
✓	✓	✓	✓	✓		✓	✓	✓

Custom Modification Options

ADD_SHLF	ADDTK	ADRW	BVR	CBO	CCO	CFNTO	CFRMO	CLIP	CND	CSDGBK	EX	EX_OL	F.ALL	FBFL	FLUT[2]	FTK	ID[3]	IH
	✓		✓	✓	✓	✓	✓	✓	✓	✓	✓	✓			✓	✓	✓	✓

INVFRM	IW[4]	LIGHT	MIP	OBRB	PFINBTMB	RD	RECTK	RH	ROSFLUT	RT[4]	RW	STW	TD[5]	TKP	TVR	WS	WTR
	✓		✓	✓	✓	✓	✓		✓	✓			✓	✓	✓	✓	✓

[1] Not available on 48″ or 51″ high.
[2] Not available with 6″ fluting.
[3] Not available on W3D2448 L or R and W3D2451 L or R.
[4] Not available on 24″ wide.
[5] Only available on 48″ high and W3D2454 L or R.

IH/RH availability charts starting on page G•40.
IW/RW availability charts starting on page G•46.

WALL with THREE DRAWERS, 48″, 51″, 54″, 57″, or 60″ HIGH

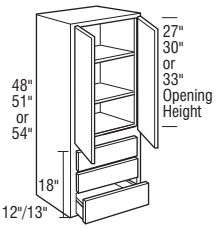

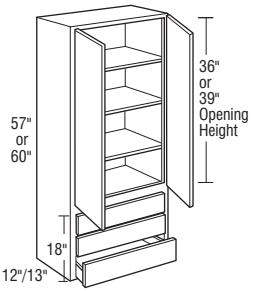

	Cubic Feet	1		2		3		4		5		6		7	
W3D2448	10.6	2018		2075		2117		2183		2275		2402		2529	
W3D2451	11.2	2258		2325		2376		2456		2564		2717		2870	
W3D2454	11.9	2344		2418		2466		2557		2668		2835		3002	
W3D2457	12.5	2450		2530		2580		2680		2797		2978		3159	
W3D2460	13.2	2491		2574		2630		2728		2847		3031		3215	

- 48″-54″ high includes two adjustable shelves. 57″-60″ high includes three adjustable shelves.
- Includes three standard drawers.
- Countertop backsplash must stop to set cabinet against wall.
- Inset and Beaded Inset Door Styles are a standard 13″ deep.
- When Inset and Beaded Inset Door Styles are selected, drawers will be slab.
- Full Overlay Styles:
  - Increased Depths available in 1/4″ increments from 12 1/4″ to 30″.
  - Reduced Depths available in 1/4″ increments from 6″ to 11 3/4″.
- Inset and Beaded Inset Styles:
  - Increased Depths available in 1/4″ increments from 13 1/4″ to 30″.
  - Reduced Depths available in 1/4″ increments from 6″ to 12 3/4″.

Door & Drawer Options

AF	AOMD	CC	CG	GAMD	HC	IFHG	MC	MD	MFO	PRMD	SHMD	SPLITDR	SPLITDRWS	TCG[1]	TCP[1]
			✓			✓		✓	✓	✓		✓		✓	✓

End Panel Options

AUTH	CSFPE	EXBK	EXDN	FFD	FL/FR	FPE	INTGE	IPE
✓	✓	✓	✓	✓		✓	✓	✓

Custom Modification Options

ADD_SHLF	ADDTK	ADRW	BVR	CBO	CCO	CFNTO	CFRMO	CLIP	CND	CSDGBK	EX	EX_OL	F.ALL	FBFL	FLUT[2]	FTK	ID[3]	IH
	✓		✓	✓	✓	✓	✓		✓	✓	✓	✓			✓	✓	✓	✓

INVFRM	IW	LIGHT	MIP	OBRB	PFINBTMB	RD	RECTK	RH	ROSFLUT	RT	RW	STW	TD[4]	TKP	TVR	WS	WTR
	✓		✓	✓	✓	✓	✓		✓	✓			✓	✓	✓	✓	✓

[1] Not available on 48″ or 54″ high.
[2] Not available with 6″ fluting.
[3] Not available on W3D2451 and W3D2454.
[4] Only available on 48″ high

Stacked Wall Cabinets

STACKED WALL with APPLIANCE GARAGE, 36″ or 39″ HIGH

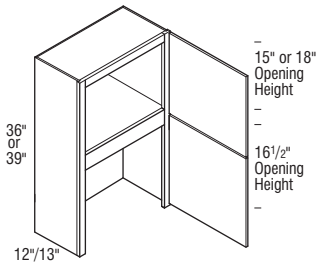

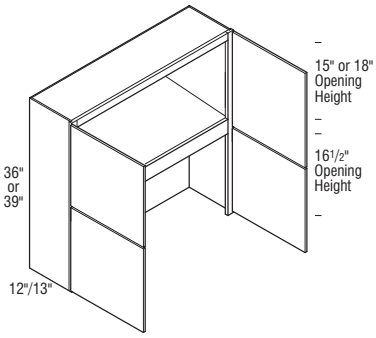

	Cubic Feet	1	2	3	4	5	6	7
STWDAG1536 L or R	5.2	995	1046	1085	1143	1209	1313	1417
STWDAG1836 L or R	6.1	1037	1089	1131	1191	1261	1368	1475
STWDAG2136 L or R	7.1	1078	1133	1176	1240	1311	1422	1533
STWDAG2436 L or R	8.0	1123	1180	1226	1290	1365	1481	1597
STWDAG1539 L or R	5.6	1108	1165	1209	1273	1347	1460	1573
STWDAG1839 L or R	6.6	1154	1213	1258	1325	1404	1522	1640
STWDAG2139 L or R	7.6	1204	1266	1314	1384	1465	1589	1713
STWDAG2439 L or R	8.7	1252	1316	1367	1439	1522	1652	1782
STWDAG2436	8.0	1474	1549	1608	1693	1791	1944	2097
STWDAG2736	9.0	1635	1717	1783	1878	1987	2156	2325
STWDAG3036	9.9	1704	1789	1858	1957	2072	2249	2426
STWDAG3336	10.9	1774	1864	1935	2038	2156	2340	2524
STWDAG3636	11.8	1848	1942	2015	2122	2246	2437	2628
STWDAG2439	8.7	1644	1725	1792	1887	1998	2169	2340
STWDAG2739	9.7	1823	1915	1988	2095	2217	2406	2595
STWDAG3039	10.7	1899	1994	2070	2180	2308	2505	2702
STWDAG3339	11.7	1978	2079	2158	2272	2405	2609	2813
STWDAG3639	12.7	2061	2165	2249	2369	2507	2720	2933

Notes below apply to all products in section above:

- Appliance garage opening is 16 1/2″.
- Increased Heights modification will increase the height of the upper cabinet section. The bottom section will retain its original height.
- Bottom section does not include floor.
- Full Overlay Styles:
  - Increased Depths available in 1/4″ increments from 12 1/4″ to 30″.
  - Reduced Depths available in 1/4″ increments from 6″ to 11 3/4″.
- Inset and Beaded Inset Styles:
  - Increased Depths available in 1/4″ increments from 13 1/4″ to 30″.
  - Reduced Depths available in 1/4″ increments from 6″ to 12 3/4″.

Door & Drawer Options

AF	AOMD	CC	CG	GAMD	HC	IFHG	MC	MD	MFO	PRMD[1]	SHMD	SPLITDR	SPLITDRWS	TCG	TCP
✓			✓	✓		✓		✓	✓	✓	✓				

End Panel Options

AUTH	CSFPE	EXBK	EXDN	FFD	FL/FR	FPE	INTGE	IPE
✓	✓	✓			✓	✓	✓	✓

Custom Modification Options

ADD_SHLF	ADDTK	ADRW	BVR	CBO	CCO	CFNTO	CFRMO	CLIP[1]	CND	CSDGBK	EX	EX_OL	F.ALL	FBFL	FLUT[2]	FTK	ID	IH
				✓	✓	✓	✓	✓	✓	✓	✓	✓			✓		✓	✓

INVFRM	IW[3]	LIGHT	MIP	OBRB	PFINBTMB	RD	RECTK	RH	ROSFLUT	RT	RW	STW	TD	TKP	TVR	WS[4]	WTR
	✓	✓	✓		✓	✓			✓						✓	✓	✓

[1] Not available on 24″ (2 doors) wide.
[2] Not available with 6″ fluting.
[3] Not available on 24″ (1 door) or 36″ wide.
[4] Wide stile both 3″ not available on 24″ (2 doors) wide.

IH/RH availability charts starting on page G•40.
IW/RW availability charts starting on page G•46.

STACKED WALL with APPLIANCE GARAGE, 42″ or 45″ HIGH

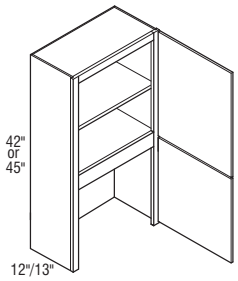

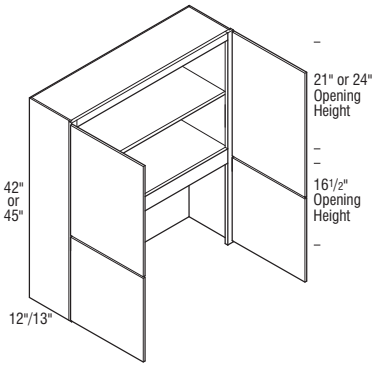

	Cubic Feet	1	2	3	4	5	6	7
STWDAG1542 L or R	6.0	1236	1299	1347	1418	1502	1630	1758
STWDAG1842 L or R	7.1	1288	1353	1405	1479	1565	1699	1833
STWDAG2142 L or R	8.2	1341	1409	1463	1540	1628	1768	1908
STWDAG2442 L or R	9.3	1397	1468	1522	1604	1698	1842	1986
STWDAG1545 L or R	6.4	1378	1448	1503	1582	1674	1817	1960
STWDAG1845 L or R	7.6	1434	1508	1566	1648	1744	1892	2040
STWDAG2145 L or R	8.8	1495	1571	1631	1717	1817	1972	2127
STWDAG2445 L or R	9.9	1557	1636	1699	1787	1892	2053	2214
STWDAG2442	9.3	1829	1924	1998	2105	2225	2416	2607
STWDAG2742	10.4	2031	2136	2217	2334	2470	2679	2888
STWDAG3042	11.5	2116	2223	2309	2430	2572	2790	3008
STWDAG3342	12.6	2206	2318	2406	2533	2681	2909	3137
STWDAG3642	13.7	2297	2414	2506	2637	2790	3027	3264
STWDAG2445	9.9	2040	2144	2224	2342	2479	2689	2899
STWDAG2745	11.1	2264	2379	2470	2601	2752	2986	3220
STWDAG3045	12.3	2358	2479	2574	2710	2866	3111	3356
STWDAG3345	13.5	2457	2581	2679	2822	2986	3239	3492
STWDAG3645	14.6	2559	2688	2790	2940	3111	3374	3637

Notes below apply to all products in section above:

- One adjustable shelf.
- Appliance garage opening is 16 1/2″.
- Increased Heights modification will increase the height of the upper cabinet section. The bottom section will retain its original height.
- Bottom section does not include floor.
- Full Overlay Styles:
  - Increased Depths available in 1/4″ increments from 12 1/4″ to 30″.
  - Reduced Depths available in 1/4″ increments from 6″ to 11 3/4″.
- Inset and Beaded Inset Styles:
  - Increased Depths available in 1/4″ increments from 13 1/4″ to 30″.
  - Reduced Depths available in 1/4″ increments from 6″ to 12 3/4″.

Door & Drawer Options

AF	AOMD	CC	CG	GAMD	HC	IFHG	MC	MD	MFO	PRMD[1]	SHMD	SPLITDR	SPLITDRWS	TCG	TCP
✓			✓	✓		✓		✓	✓	✓	✓				

End Panel Options

AUTH	CSFPE	EXBK	EXDN	FFD	FL/FR	FPE	INTGE	IPE
✓	✓	✓			✓	✓	✓	✓

Custom Modification Options

ADD_SHLF	ADDTK	ADRW	BVR	CBO	CCO	CFNTO	CFRMO	CLIP[1]	CND	CSDGBK	EX	EX_OL	F.ALL	FBFL	FLUT[2]	FTK	ID	IH
✓				✓	✓	✓	✓	✓	✓	✓	✓	✓			✓		✓	✓

INVFRM	IW[3]	LIGHT	MIP	OBRB	PFINBTMB	RD	RECTK	RH	ROSFLUT	RT	RW	STW	TD	TKP	TVR	WS[4]	WTR
	✓	✓	✓		✓	✓			✓						✓	✓	✓

[1] Not available on 24″ (2 doors) wide.
[2] Not available with 6″ fluting.
[3] Not available on 24″ (1 door) or 36″ wide.
[4] Wide stile both 3″ not available on 24″ (2 doors) wide.

Stacked Wall Cabinets

STACKED WALL with APPLIANCE GARAGE, 48″, 51″, or 54″ HIGH

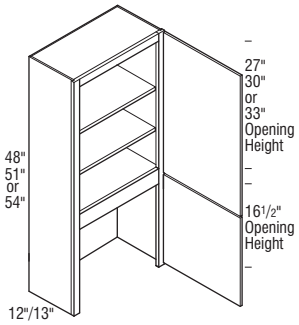

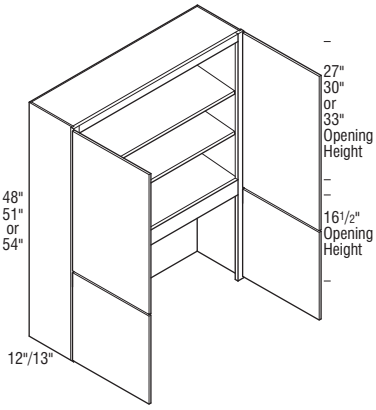

	Cubic Feet	1	2	3	4	5	6	7
STWDAG1548 L or R	6.9	1525	1615	1691	1784	1862	1994	2126
STWDAG1848 L or R	8.1	1589	1677	1759	1860	1950	2068	2186
STWDAG2148 L or R	9.3	1655	1748	1824	1922	2004	2134	2264
STWDAG2448 L or R	10.6	1751	1844	1906	2022	2134	2346	2558
STWDAG1551 L or R	8.6	1725	1826	1912	2015	2105	2248	2391
STWDAG1851 L or R	8.6	1800	1897	1987	2102	2202	2327	2452
STWDAG2151 L or R	9.9	1909	2013	2083	2209	2339	2574	2809
STWDAG2451 L or R	11.2	1977	2080	2152	2277	2407	2641	2875
STWDAG1554 L or R	7.7	1805	1904	2001	2115	2208	2359	2510
STWDAG1854 L or R	9.1	1880	1986	2074	2190	2291	2452	2613
STWDAG2154 L or R	10.5	1962	2072	2163	2264	2382	2539	2696
STWDAG2454 L or R	11.9	2067	2170	2256	2383	2511	2753	2995
STWDAG2448	10.6	2309	2428	2500	2641	2821	3087	3353
STWDAG2748	11.8	2544	2684	2779	2944	3084	3388	3692
STWDAG3048	13.1	2674	2815	2922	3084	3261	3582	3903
STWDAG3348	14.3	2770	2907	3020	3189	3388	3709	4030
STWDAG3648	15.6	2891	3035	3150	3331	3518	3847	4176
STWDAG2451	11.2	2596	2731	2816	2975	3176	3472	3768
STWDAG2751	12.6	2865	3024	3130	3315	3468	3811	4154
STWDAG3051	13.9	3010	3166	3286	3468	3666	4026	4386
STWDAG3351	15.2	3121	3272	3398	3587	3811	4168	4525
STWDAG3651	16.5	3256	3416	3547	3748	3956	4328	4700
STWDAG2454	11.9	2663	2800	2885	3047	3254	3563	3872
STWDAG2754	13.3	3013	3164	3282	3468	3650	4001	4352
STWDAG3054	14.7	3149	3310	3431	3624	3833	4202	4571
STWDAG3354	16.1	3255	3416	3549	3753	3993	4361	4729
STWDAG3654	17.5	3399	3571	3703	3911	4133	4531	4929

Notes below apply to all products in section above:

- One fixed and two adjustable shelves.
- Appliance garage opening is 16 1/2″.
- Increased Heights modification will increase the height of the upper cabinet section. The bottom section will retain its original height.
- Bottom section does not include floor.
- Full Overlay Styles:
  - Increased Depths available in 1/4″ increments from 12 1/4″ to 30″.
  - Reduced Depths available in 1/4″ increments from 6″ to 11 3/4″.
- Inset and Beaded Inset Styles:
  - Increased Depths available in 1/4″ increments from 13 1/4″ to 30″.
  - Reduced Depths available in 1/4″ increments from 6″ to 12 3/4″.

Door & Drawer Options

AF	AOMD	CC	CG	GAMD	HC	IFHG	MC	MD	MFO	PRMD	SHMD	SPLITDR	SPLITDRWS	TCG	TCP
✓			✓	✓		✓		✓	✓	✓	✓				

End Panel Options

AUTH	CSFPE	EXBK	EXDN	FFD	FL/FR	FPE	INTGE[1]	IPE
✓	✓	✓			✓	✓	✓	✓

Custom Modification Options

ADD_SHLF	ADDTK	ADRW	BVR	CBO[1]	CCO[1]	CFNTO[1]	CFRMO[1]	CLIP	CND	CSDGBK	EX	EX_OL	F.ALL	FBFL	FLUT[2]	FTK	ID	IH
✓				✓	✓	✓	✓	✓	✓	✓	✓	✓			✓		✓	✓

INVFRM	IW	LIGHT	MIP	OBRB	PFINBTMB	RD	RECTK	RH	ROSFLUT	RT	RW	STW	TD	TKP	TVR	WS	WTR
		✓	✓		✓	✓			✓						✓	✓	✓

[1] Not available on 24″ (2 doors) wide.
[2] Not available with 6″ fluting.

IH/RH availability charts starting on page G•40.
IW/RW availability charts starting on page G•46.

STACKED WALL with APPLIANCE GARAGE, 57″ or 60″ HIGH

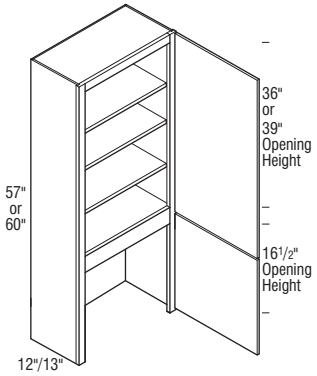

	Cubic Feet	1	2	3	4	5	6	7
STWDAG1557 L or R	8.1	1899	2005	2110	2223	2323	2484	2645
STWDAG1857 L or R	9.6	1981	2090	2185	2310	2410	2582	2754
STWDAG2157 L or R	11.0	2069	2182	2276	2399	2507	2674	2841
STWDAG2457 L or R	12.5	2174	2282	2374	2510	2640	2893	3146
STWDAG1560 L or R	8.1	1951	2061	2153	2275	2373	2542	2711
STWDAG1860 L or R	10.1	2029	2139	2245	2366	2485	2655	2825
STWDAG2160 L or R	11.6	2125	2239	2334	2471	2577	2758	2939
STWDAG2460 L or R	13.2	2223	2339	2419	2562	2708	2967	3226
STWDAG2457	12.5	2802	2946	3032	3210	3419	3747	4075
STWDAG2757	14.0	3171	3330	3452	3650	3838	4204	4570
STWDAG3057	15.5	3315	3479	3604	3810	4030	4420	4810
STWDAG3357	16.9	3315	3479	3604	2588	4190	4586	4982
STWDAG3657	18.4	3576	3758	3896	4112	4344	4764	5184
STWDAG2460	13.2	2828	2968	3066	3240	3447	3773	4099
STWDAG2760	14.7	3254	3415	3540	3740	3934	4319	4704
STWDAG3060	16.3	3387	3560	3695	3900	4111	4509	4907
STWDAG3360	17.8	3501	3673	3818	4035	4288	4831	5374
STWDAG3660	19.4	3659	3841	3973	4202	4447	4876	5305

Notes below apply to all products in section above:

- One fixed and three adjustable shelves.
- Appliance garage opening is 16 1/2″.
- Increased Heights modification will increase the height of the upper cabinet section. The bottom section will retain its original height.
- Bottom section does not include floor.
- Full Overlay Styles:
  - Increased Depths available in 1/4″ increments from 12 1/4″ to 30″.
  - Reduced Depths available in 1/4″ increments from 6″ to 11 3/4″.
- Inset and Beaded Inset Styles:
  - Increased Depths available in 1/4″ increments from 13 1/4″ to 30″.
  - Reduced Depths available in 1/4″ increments from 6″ to 12 3/4″.

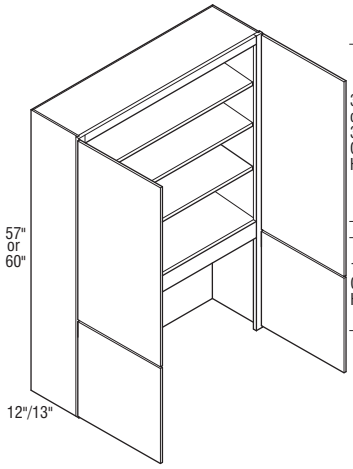

Door & Drawer Options

AF	AOMD	CC	CG	GAMD	HC	IFHG	MC	MD	MFO	PRMD	SHMD	SPLITDR	SPLITDRWS	TCG	TCP
✓			✓	✓		✓		✓	✓	✓	✓				

End Panel Options

AUTH	CSFPE	EXBK	EXDN	FFD	FL/FR	FPE	INTGE[1]	IPE
✓	✓	✓			✓	✓	✓	✓

Custom Modification Options

ADD_SHLF	ADDTK	ADRW	BVR	CBO[1]	CCO[1]	CFNTO[1]	CFRMO[1]	CLIP	CND	CSDGBK	EX	EX_OL	F.ALL	FBFL	FLUT[2]	FTK	ID	IH
✓				✓	✓	✓	✓	✓	✓	✓	✓	✓			✓		✓	✓

INVFRM	IW	LIGHT	MIP	OBRB	PFINBTMB	RD	RECTK	RH	ROSFLUT	RT	RW	STW	TD	TKP	TVR	WS	WTR
		✓	✓		✓	✓			✓						✓	✓	✓

[1] Not available on 24″ (2 doors) wide.
[2] Not available with 6″ fluting.

Stacked Wall Cabinets

STACKED WALL, 36″ or 39″ HIGH

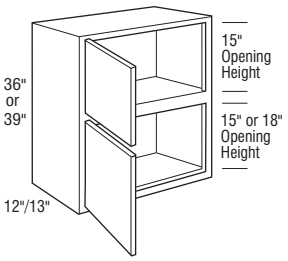

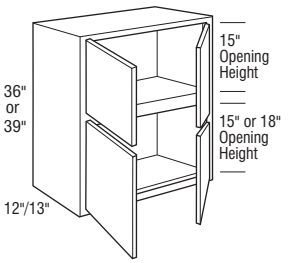

	Cubic Feet	1	2	3	4	5	6	7
STW1236 L or R	4.2	1428	1502	1559	1642	1737	1885	2033
STW1536 L or R	5.2	1486	1564	1623	1710	1810	1963	2116
STW1836 L or R	6.1	1548	1625	1687	1776	1880	2040	2200
STW2136 L or R	7.1	1609	1691	1755	1849	1956	2122	2288
STW2436 L or R	8.0	1672	1757	1823	1920	2031	2206	2381
STW1239 L or R	4.6	1486	1564	1623	1710	1810	1963	2116
STW1539 L or R	5.6	1550	1628	1690	1779	1882	2043	2204
STW1839 L or R	6.6	1612	1694	1758	1851	1958	2125	2292
STW2139 L or R	7.6	1675	1760	1827	1924	2036	2209	2382
STW2439 L or R	8.7	1742	1829	1901	2001	2117	2298	2479
STW2436	8.0	2293	2411	2502	2634	2788	3025	3262
STW2736	9.0	2389	2512	2607	2745	2904	3153	3402
STW3036	9.9	2485	2612	2711	2855	3020	3277	3534
STW3336	10.9	2585	2716	2820	2968	3139	3408	3677
STW3636	11.8	2687	2824	2932	3088	3267	3545	3823
STW3936	12.7	2795	2938	3052	3213	3398	3688	3978
STW2439	8.7	2389	2512	2607	2745	2904	3153	3402
STW2739	9.7	2489	2615	2715	2859	3025	3282	3539
STW3039	10.7	2588	2720	2823	2972	3146	3414	3682
STW3339	11.7	2692	2829	2936	3093	3272	3552	3832
STW3639	12.7	2800	2943	3056	3218	3403	3693	3983
STW3939	13.8	2913	3061	3178	3345	3538	3839	4140

Notes below apply to all products in section above:

- Inset and Beaded Inset Door Styles are a standard 13″ deep.
- Full Overlay Styles:
  - Increased Depths available in 1/4″ increments from 12 1/4″ to 30″.
  - Reduced Depths available in 1/4″ increments from 6″ to 11 3/4″.
- Inset and Beaded Inset Styles:
  - Increased Depths available in 1/4″ increments from 13 1/4″ to 30″.
  - Reduced Depths available in 1/4″ increments from 6″ to 12 3/4″.
- Increased Heights modification will increase the height of the lower cabinet section. The upper cabinet section will retain its original height.

Door & Drawer Options

AF	AOMD	CC	CG	GAMD[1]	HC	IFHG	MC	MD	MFO	PRMD[1]	SHMD	SPLITDR[2]	SPLITDRWS	TCG	TCP
✓			✓	✓		✓		✓	✓	✓	✓	✓			

End Panel Options

AUTH	CSFPE	EXBK	EXDN	FFD	FL/FR	FPE	INTGE	IPE
✓	✓	✓	✓	✓	✓	✓	✓	✓

Custom Modification Options

ADD_SHLF	ADDTK	ADRW	BVR	CBO	CCO	CFNTO	CFRMO	CLIP[3]	CND	CSDGBK	EX	EX_OL	F.ALL	FBFL	FLUT[4]	FTK[5]	ID	IH
	✓	✓	✓	✓	✓	✓	✓	✓	✓	✓	✓	✓			✓	✓	✓	✓

INVFRM	IW[6]	LIGHT	MIP	OBRB	PFINBTMB	RD	RECTK	RH	ROSFLUT	RT	RW	STW	TD	TKP	TVR[7]	WS[8]	WTR
	✓	✓	✓	✓	✓	✓	✓		✓			✓			✓	✓	✓

[1] Not available on 12″ or 24″ (2 doors) wide.
[2] Not available on 12″-24″ (1 door) wide.
[3] Not available on 12″ wide.
[4] Not available with 6″ fluting.
[5] FTKAV and style B-L not available on 12″ wide.
[6] Not available on 24″ (1 door) or 48″ wide.
[7] TVRAV and style B-L not available on 12″ wide.
[8] Wide stile both 3″ not available on 12″ or 24″ (2 doors) wide.

IH/RH availability charts starting on page G•40.
IW/RW availability charts starting on page G•46.

STACKED WALL, 36″ or 39″ HIGH (cont'd)

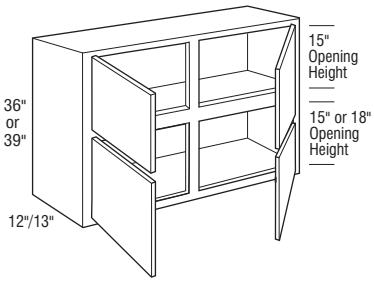

	Cubic Feet	1	2	3	4	5	6	7
STW4236	13.7	2908	3056	3170	3337	3532	3832	4132
STW4536	14.6	3024	3179	3299	3475	3677	3991	4305
STW4836	15.6	3144	3304	3430	3613	3822	4146	4470
STW4239	14.8	3027	3182	3304	3480	3682	3994	4306
STW4539	15.8	3149	3310	3435	3618	3827	4153	4479
STW4839	16.8	3276	3442	3574	3764	3983	4323	4663

Notes below apply to all products in section above:

- Inset and Beaded Inset Door Styles are a standard 13″ deep.
- Full Overlay Styles:
  - Increased Depths available in 1/4″ increments from 12 1/4″ to 30″.
  - Reduced Depths available in 1/4″ increments from 6″ to 11 3/4″.
- Inset and Beaded Inset Styles:
  - Increased Depths available in 1/4″ increments from 13 1/4″ to 30″.
  - Reduced Depths available in 1/4″ increments from 6″ to 12 3/4″.
- Increased Heights modification will increase the height of the lower cabinet section. The upper cabinet section will retain its original height.

Door & Drawer Options

AF	AOMD	CC	CG	GAMD[1]	HC	IFHG	MC	MD	MFO	PRMD[1]	SHMD	SPLITDR[2]	SPLITDRWS	TCG	TCP
✓			✓	✓		✓		✓	✓	✓	✓	✓			

End Panel Options

AUTH	CSFPE	EXBK	EXDN	FFD	FL/FR	FPE	INTGE	IPE
✓	✓	✓	✓	✓	✓	✓	✓	✓

Custom Modification Options

ADD_SHLF	ADDTK	ADRW	BVR	CBO	CCO	CFNTO	CFRMO	CLIP[3]	CND	CSDGBK	EX	EX_OL	F.ALL	FBFL	FLUT[4]	FTK[5]	ID	IH
	✓	✓	✓	✓	✓	✓	✓	✓	✓	✓	✓	✓			✓	✓	✓	✓

INVFRM	IW[6]	LIGHT	MIP	OBRB	PFINBTMB	RD	RECTK	RH	ROSFLUT	RT	RW	STW	TD	TKP	TVR[7]	WS[8]	WTR
	✓	✓	✓	✓	✓	✓	✓		✓			✓			✓	✓	✓

[1] Not available on 12″ or 24″ (2 doors) wide.
[2] Not available on 12″-24″ (1 door) wide.
[3] Not available on 12″ wide.
[4] Not available with 6″ fluting.
[5] FTKAV and style B-L not available on 12″ wide.
[6] Not available on 24″ (1 door) or 48″ wide.
[7] TVRAV and style B-L not available on 12″ wide.
[8] Wide stile both 3″ not available on 12″ or 24″ (2 doors) wide.

Stacked Wall Cabinets

STACKED WALL, 42″ or 45″ HIGH

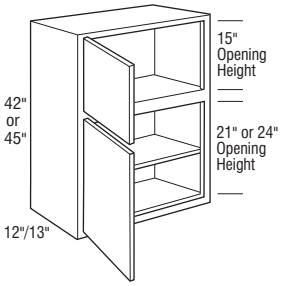

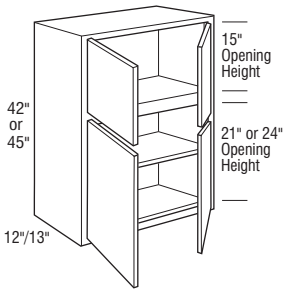

	Cubic Feet	1	2	3	4	5	6	7
STW1242 L or R	4.9	1550	1628	1690	1779	1882	2043	2204
STW1542 L or R	6.0	1614	1698	1760	1854	1961	2127	2293
STW1842 L or R	7.1	1678	1763	1829	1926	2038	2212	2386
STW2142 L or R	8.2	1746	1834	1904	2005	2121	2303	2485
STW2442 L or R	9.3	1816	1908	1981	2086	2208	2394	2580
STW1245 L or R	5.3	1614	1698	1760	1854	1961	2127	2293
STW1545 L or R	6.4	1680	1767	1833	1929	2041	2216	2391
STW1845 L or R	7.6	1748	1837	1907	2008	2123	2305	2487
STW2145 L or R	8.8	1818	1910	1983	2089	2212	2400	2588
STW2445 L or R	9.9	1890	1986	2062	2172	2298	2492	2686
STW2442	9.3	2489	2615	2715	2859	3025	3282	3539
STW2742	10.4	2592	2725	2828	2979	3153	3421	3689
STW3042	11.5	2695	2833	2941	3096	3277	3556	3835
STW3342	12.6	2805	2948	3061	3223	3411	3700	3989
STW3642	13.7	2918	3066	3182	3351	3545	3847	4149
STW3942	14.8	3032	3187	3310	3485	3687	3999	4311
STW2445	9.9	2592	2725	2828	2979	3153	3421	3689
STW2745	11.1	2700	2837	2946	3104	3283	3563	3843
STW3045	12.3	2810	2952	3064	3228	3416	3705	3994
STW3345	13.5	2922	3069	3186	3357	3552	3854	4156
STW3645	14.6	3037	3192	3315	3490	3693	4007	4321
STW3945	15.8	3160	3320	3447	3629	3839	4167	4495

Notes below apply to all products in section above:

- One adjustable shelf.
- Inset and Beaded Inset Door Styles are a standard 13″ deep.
- Full Overlay Styles:
  - Increased Depths available in 1/4″ increments from 12 1/4″ to 30″.
  - Reduced Depths available in 1/4″ increments from 6″ to 11 3/4″.
- Inset and Beaded Inset Styles:
  - Increased Depths available in 1/4″ increments from 13 1/4″ to 30″.
  - Reduced Depths available in 1/4″ increments from 6″ to 12 3/4″.
- Increased Heights modification will increase the height of the lower cabinet section. The upper cabinet section will retain its original height.

Door & Drawer Options

AF	AOMD	CC	CG	GAMD[1]	HC	IFHG	MC	MD	MFO	PRMD[1]	SHMD	SPLITDR[2]	SPLITDRWS	TCG	TCP
✓			✓	✓		✓		✓	✓	✓	✓	✓			

End Panel Options

AUTH	CSFPE	EXBK	EXDN	FFD	FL/FR	FPE	INTGE	IPE
✓	✓	✓	✓	✓	✓	✓	✓	✓

Custom Modification Options

ADD_SHLF	ADDTK	ADRW	BVR	CBO	CCO	CFNTO	CFRMO	CLIP[3]	CND	CSDGBK	EX	EX_OL	F.ALL	FBFL	FLUT[4]	FTK[5]	ID	IH
✓	✓	✓	✓	✓	✓	✓	✓	✓	✓	✓	✓	✓			✓	✓	✓	✓

INVFRM	IW[6]	LIGHT	MIP	OBRB	PFINBTMB	RD	RECTK	RH	ROSFLUT	RT	RW	STW	TD	TKP	TVR[7]	WS[8]	WTR
	✓	✓	✓	✓	✓	✓	✓		✓			✓			✓	✓	✓

[1] Not available on 12″ or 24″ (2 doors) wide.
[2] Not available on 12″-24″ (1 door) wide.
[3] Not available on 12″ wide.
[4] Not available with 6″ fluting.
[5] FTKAV and style B-L not available on 12″ wide.
[6] Not available on 24″ (1 door) or 48″ wide.
[7] TVRAV and style B-L not available on 12″ wide.
[8] Wide stile both 3″ not available on 12″ or 24″ (2 doors) wide.

IH/RH availability charts starting on page G•40.
IW/RW availability charts starting on page G•46.

STACKED WALL, 42″ or 45″ HIGH (cont'd)

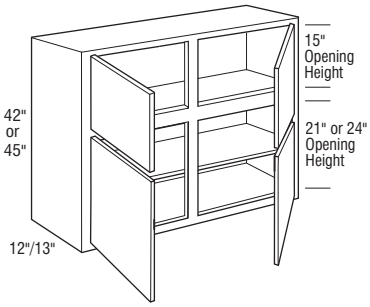

	Cubic Feet	1	2	3	4	5	6	7
STW4242	15.9	3155	3315	3440	3623	3832	4158	4484
STW4542	17.0	3281	3448	3580	3769	3988	4328	4668
STW4842	18.1	3414	3586	3723	3919	4144	4498	4852
STW4245	17.0	3286	3453	3585	3774	3993	4333	4673
STW4545	18.1	3419	3591	3727	3927	4154	4507	4860
STW4845	19.3	3554	3735	3878	4084	4322	4689	5056

- One adjustable shelf.
- Inset and Beaded Inset Door Styles are a standard 13″ deep.
- Full Overlay Styles:
  - Increased Depths available in 1/4″ increments from 12 1/4″ to 30″.
  - Reduced Depths available in 1/4″ increments from 6″ to 11 3/4″.
- Inset and Beaded Inset Styles:
  - Increased Depths available in 1/4″ increments from 13 1/4″ to 30″.
  - Reduced Depths available in 1/4″ increments from 6″ to 12 3/4″.
- Increased Heights modification will increase the height of the lower cabinet section. The upper cabinet section will retain its original height.

Door & Drawer Options

AF	AOMD	CC	CG	GAMD[1]	HC	IFHG	MC	MD	MFO	PRMD[1]	SHMD	SPLITDR[2]	SPLITDRWS	TCG	TCP
✓			✓	✓		✓		✓	✓	✓	✓	✓			

End Panel Options

AUTH	CSFPE	EXBK	EXDN	FFD	FL/FR	FPE	INTGE	IPE
✓	✓	✓	✓	✓	✓	✓	✓	✓

Custom Modification Options

ADD_SHLF	ADDTK	ADRW	BVR	CBO	CCO	CFNTO	CFRMO	CLIP[3]	CND	CSDGBK	EX	EX_OL	F.ALL	FBFL	FLUT[4]	FTK[5]	ID	IH
✓	✓	✓	✓	✓	✓	✓	✓	✓	✓	✓	✓	✓			✓	✓	✓	✓

INVFRM	IW[6]	LIGHT	MIP	OBRB	PFINBTMB	RD	RECTK	RH	ROSFLUT	RT	RW	STW	TD	TKP	TVR[7]	WS[8]	WTR
	✓	✓	✓	✓	✓	✓	✓		✓			✓			✓	✓	✓

[1] Not available on 12″ or 24″ (2 doors) wide.
[2] Not available on 12″-24″ (1 door) wide.
[3] Not available on 12″ wide.
[4] Not available with 6″ fluting.
[5] FTKAV and style B-L not available on 12″ wide.
[6] Not available on 24″ (1 door) or 48″ wide.
[7] TVRAV and style B-L not available on 12″ wide.
[8] Wide stile both 3″ not available on 12″ or 24″ (2 doors) wide.

Stacked Wall Cabinets

STACKED WALL, 48″ or 51″ HIGH

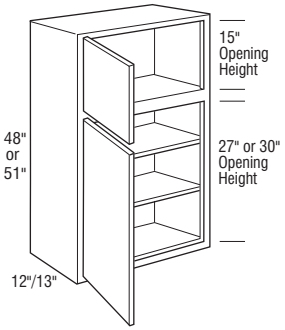

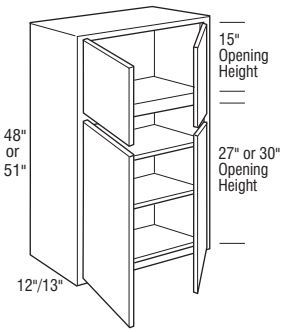

	Cubic Feet	1		2		3		4		5		6		7	
STW1248 L or R	5.6	1667		1757		1838		1942		2019		2187		2355	
STW1548 L or R	6.9	1744		1838		1918		2015		2097		2235		2373	
STW1848 L or R	8.1	1810		1902		1988		2095		2187		2312		2437	
STW2148 L or R	9.3	1878		1977		2058		2159		2245		2382		2519	
STW2448 L or R	10.6	1979		2075		2139		2265		2382		2603		2824	
STW1251 L or R	5.9	1869		1970		2059		2172		2257		2452		2647	
STW1551 L or R	7.3	1954		2059		2149		2256		2351		2501		2651	
STW1851 L or R	8.6	2029		2132		2227		2348		2452		2585		2718	
STW2151 L or R	9.9	2106		2212		2305		2419		2516		2667		2818	
STW2451 L or R	11.2	2216		2325		2399		2532		2667		2913		3159	
STW2448	10.6	2564		2689		2764		2913		3100		3382		3664	
STW2748	11.8	2812		2960		3058		3232		3379		3697		4015	
STW3048	13.1	2946		3094		3207		3379		3564		3900		4236	
STW3348	14.3	3050		3191		3312		3489		3697		4034		4371	
STW3648	15.6	3176		3326		3448		3638		3833		4178		4523	
STW3948	16.8	3323		3485		3607		3804		4028		4402		4776	
STW2451	11.2	2866		3009		3095		3262		3474		3785		4096	
STW2751	12.6	3148		3315		3426		3620		3782		4141		4500	
STW3051	13.9	3299		3464		3590		3782		3988		4367		4746	
STW3351	15.2	3417		3575		3708		3905		4141		4515		4889	
STW3651	16.5	3559		3726		3864		4076		4293		4682		5071	
STW3951	17.8	3723		3901		4040		4256		4509		4929		5349	

Notes below apply to all products in section above:

- Two adjustable shelves.
- Inset and Beaded Inset Door Styles are a standard 13″ deep.
- Full Overlay Styles:
  - Increased Depths available in 1/4″ increments from 12 1/4″ to 30″.
  - Reduced Depths available in 1/4″ increments from 6″ to 11 3/4″.
- Inset and Beaded Inset Styles:
  - Increased Depths available in 1/4″ increments from 13 1/4″ to 30″.
  - Reduced Depths available in 1/4″ increments from 6″ to 12 3/4″.
- Increased Heights modification will increase the height of the lower cabinet section. The upper cabinet section will retain its original height.

Door & Drawer Options

AF	AOMD	CC	CG	GAMD	HC	IFHG	MC	MD	MFO	PRMD[1]	SHMD	SPLITDR[2]	SPLITDRWS	TCG	TCP
✓			✓	✓		✓		✓	✓	✓	✓	✓			

End Panel Options

AUTH	CSFPE	EXBK	EXDN	FFD	FL/FR	FPE	INTGE	IPE
✓	✓	✓	✓	✓	✓	✓	✓	✓

Custom Modification Options

ADD_SHLF	ADDTK	ADRW	BVR	CBO	CCO	CFNTO	CFRMO	CLIP[1]	CND	CSDGBK	EX	EX_OL	F.ALL	FBFL	FLUT[3]	FTK[4]	ID	IH
	✓	✓	✓	✓	✓	✓	✓	✓	✓	✓	✓	✓			✓	✓	✓	✓

INVFRM	IW[5]	LIGHT	MIP	OBRB	PFINBTMB	RD	RECTK	RH	ROSFLUT	RT	RW	STW	TD	TKP	TVR[6]	WS[7]	WTR
	✓	✓	✓	✓	✓	✓	✓		✓			✓		✓	✓	✓	✓

[1] Not available on 12″ or 24″ (2 doors) wide.
[2] Only available on 24″ (2 doors)-39″ wide.
[3] Not available with 6″ fluting.
[4] FTKAV and style B-L not available on 12″ wide.
[5] Not available on 24″ (1 door) or 48″ wide.
[6] Not available on 42″-48″ wide and TVRAV and style B-L not available on 12″ wide.
[7] Not available on 24″ (2 doors) wide and wide stile both 3″ not available on 12″ wide.

IH/RH availability charts starting on page G•40.
IW/RW availability charts starting on page G•46.

STACKED WALL, 48″ or 51″ HIGH (cont'd)

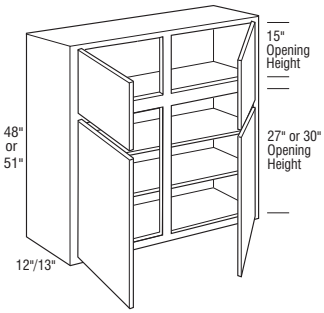

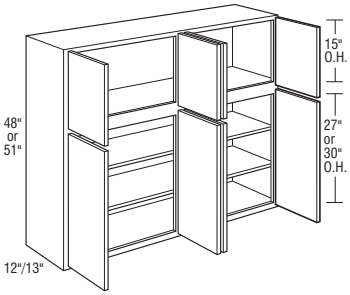

	Cubic Feet	1	2	3	4	5	6	7
STW4248	18.1	3456	3622	3756	3966	4167	4558	4949
STW4548	19.3	3608	3782	3907	4126	4331	4734	5137
STW4848CS	20.6	3754	3930	4066	4290	4516	4935	5354
STW4251	19.2	3871	4053	4206	4440	4670	5103	5536
STW4551	20.5	4041	4234	4373	4623	4846	5301	5756
STW4851CS	21.8	4204	4403	4550	4803	5063	5530	5997
STW4848	20.6	4204	4402	4554	4805	5058	5527	5996
STW4851	21.8	4708	4931	5096	5379	5671	6194	6717

- Two adjustable shelves.
- Inset and Beaded Inset Door Styles are a standard 13″ deep.
- Full Overlay Styles:
  - Increased Depths available in 1/4″ increments from 12 1/4″ to 30″.
  - Reduced Depths available in 1/4″ increments from 6″ to 11 3/4″.
- Inset and Beaded Inset Styles:
  - Increased Depths available in 1/4″ increments from 13 1/4″ to 30″.
  - Reduced Depths available in 1/4″ increments from 6″ to 12 3/4″.
- Increased Heights modification will increase the height of the lower cabinet section. The upper cabinet section will retain its original height.

Door & Drawer Options

AF	AOMD	CC	CG	GAMD	HC	IFHG	MC	MD	MFO	PRMD[1]	SHMD	SPLITDR[2]	SPLITDRWS	TCG	TCP
✓			✓	✓		✓		✓	✓	✓	✓	✓			

End Panel Options

AUTH	CSFPE	EXBK	EXDN	FFD	FL/FR	FPE	INTGE	IPE
✓	✓	✓	✓	✓	✓	✓	✓	✓

Custom Modification Options

ADD_SHLF	ADDTK	ADRW	BVR	CBO	CCO	CFNTO	CFRMO	CLIP[1]	CND	CSDGBK	EX	EX_OL	F.ALL	FBFL	FLUT[3]	FTK[4]	ID	IH
	✓	✓	✓	✓	✓	✓	✓	✓	✓	✓	✓	✓			✓	✓	✓	✓

INVFRM	IW[5]	LIGHT	MIP	OBRB	PFINBTMB	RD	RECTK	RH	ROSFLUT	RT	RW	STW	TD	TKP	TVR	WS[6]	WTR
	✓	✓	✓	✓	✓	✓	✓		✓			✓		✓		✓	✓

[1] Not available on 12″ or 24″ (2 doors) wide.
[2] Only available on 24″ (2 doors)-39″ wide.
[3] Not available with 6″ fluting.
[4] FTKAV and style B-L not available on 12″ wide.
[5] Not available on 24″ (1 door) or 48″ wide.
[6] Not available on 24″ (2 doors) wide and wide stile both 3″ not available on 12″ wide.

Stacked Wall Cabinets

STACKED WALL, 54″, 57″, or 60″ HIGH

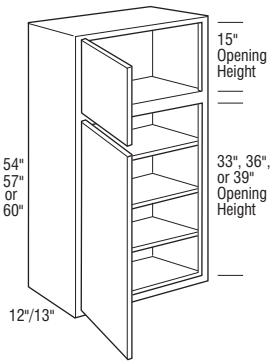

	Cubic Feet	1	2	3	4	5	6	7
STW1254 L or R	6.3	1956	2061	2145	2266	2367	2561	2755
STW1554 L or R	7.7	2035	2138	2241	2361	2458	2618	2778
STW1854 L or R	9.1	2116	2225	2319	2441	2545	2715	2885
STW2154 L or R	10.5	2203	2315	2412	2532	2642	2805	2968
STW2454 L or R	11.9	2310	2419	2510	2644	2777	3030	3283
STW1257 L or R	6.6	2056	2161	2252	2378	2482	2689	2896
STW1557 L or R	8.1	2134	2246	2357	2475	2578	2749	2920
STW1857 L or R	9.6	2220	2336	2436	2566	2672	2853	3034
STW2157 L or R	11.0	2313	2431	2530	2658	2770	2946	3122
STW2457 L or R	12.5	2422	2538	2631	2774	2912	3179	3446
STW1260 L or R	7.0	2105	2212	2310	2432	2551	2764	2977
STW1560 L or R	8.5	2188	2305	2400	2528	2630	2808	2986
STW1860 L or R	10.1	2272	2387	2498	2624	2751	2927	3103
STW2160 L or R	11.6	2372	2491	2591	2733	2847	3035	3223
STW2460 L or R	13.2	2475	2594	2681	2831	2981	3256	3531

- Three adjustable shelves.
- Inset and Beaded Inset Door Styles are a standard 13″ deep.
- Full Overlay Styles:
  - Increased Depths available in 1/4″ increments from 12 1/4″ to 30″.
  - Reduced Depths available in 1/4″ increments from 6″ to 11 3/4″.
- Inset and Beaded Inset Styles:
  - Increased Depths available in 1/4″ increments from 13 1/4″ to 30″.
  - Reduced Depths available in 1/4″ increments from 6″ to 12 3/4″.
- Increased Heights modification will increase the height of the lower cabinet section. The upper cabinet section will retain its original height.

Door & Drawer Options

AF	AOMD	CC	CG	GAMD	HC	IFHG	MC	MD	MFO	PRMD[1]	SHMD	SPLITDR	SPLITDRWS	TCG	TCP
✓		✓		✓		✓		✓	✓	✓	✓				

End Panel Options

AUTH	CSFPE	EXBK	EXDN	FFD	FL/FR	FPE	INTGE	IPE
✓	✓	✓	✓	✓	✓	✓	✓	✓

Custom Modification Options

ADD_SHLF	ADDTK	ADRW	BVR	CBO	CCO	CFNTO	CFRMO	CLIP[1]	CND	CSDGBK	EX	EX_OL	F.ALL	FBFL	FLUT[2]	FTK[3]	ID	IH
	✓	✓	✓	✓	✓	✓	✓	✓	✓	✓	✓	✓			✓	✓	✓	✓

INVFRM	IW[4]	LIGHT	MIP	OBRB	PFINBTMB	RD	RECTK	RH	ROSFLUT	RT	RW	STW	TD	TKP	TVR[5]	WS[6]	WTR
	✓	✓	✓	✓	✓	✓	✓		✓			✓		✓	✓	✓	✓

[1] Not available on 12″ wide.
[2] Not available with 6″ fluting.
[3] FTKAV and style B-L not available on 12″ wide.
[4] Not available on 24″ wide.
[5] TVRAV and style B-L not available on 12″ wide.
[6] Wide stile both 3″ not available on 12″ wide.

IH/RH availability charts starting on page G•40.
IW/RW availability charts starting on page G•46.

STACKED WALL, 54″, 57″, or 60″ HIGH (cont'd)

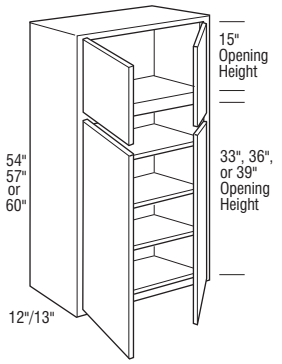

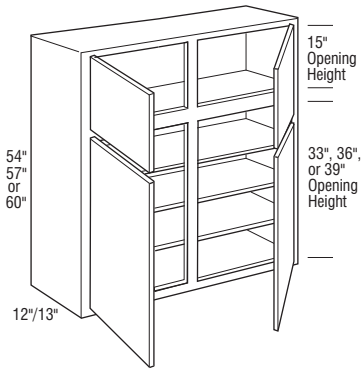

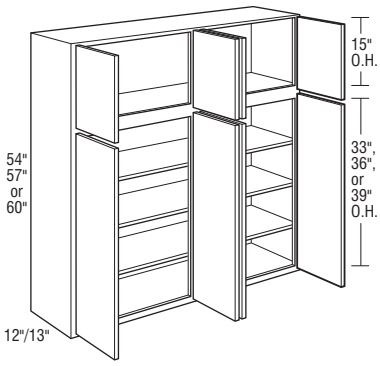

	Cubic Feet	1	2	3	4	5	6	7
STW2454	11.9	2936	3080	3169	3340	3556	3879	4202
STW2754	13.3	3302	3462	3586	3782	3971	4339	4707
STW3054	14.7	3447	3615	3741	3943	4164	4550	4936
STW3354	16.1	3558	3726	3866	4079	4319	4718	5117
STW3654	17.5	3709	3889	4028	4245	4479	4895	5311
STW3954	18.9	3855	4044	4189	4419	5111	5111	5111
STW2457	12.5	3083	3234	3324	3508	3729	4074	4419
STW2757	14.0	3469	3636	3764	3971	4169	4553	4937
STW3057	15.5	3620	3791	3925	4140	4371	4778	5185
STW3357	16.9	3730	3913	4055	4287	4538	4953	5368
STW3657	18.4	3896	4084	4229	4457	4701	5140	5579
STW3957	19.9	4046	4242	4392	4630	4905	5359	5813
STW2460	13.2	3111	3258	3358	3543	3759	4101	4443
STW2760	14.7	3556	3725	3859	4068	4270	4672	5074
STW3060	16.3	3695	3876	4020	4233	4456	4874	5292
STW3360	17.8	3817	3997	4147	4375	4640	5067	5494
STW3660	19.4	3980	4173	4311	4550	4809	5258	5707
STW3960	20.9	4125	4329	4475	4731	5001	5466	5931
STW4254	20.3	4012	4202	4351	4600	5281	5281	5281
STW4554	21.7	4192	4394	4550	4803	5035	5499	5963
STW4854CS	23.1	4359	4568	4731	4985	5242	5733	6224
STW4257	21.4	4174	4375	4530	4777	5061	5525	5989
STW4557	22.8	4402	4612	4778	5040	5285	5770	6255
STW4857CS	24.3	4576	4796	4964	5236	5504	6014	6524
STW4260	22.4	4290	4499	4664	4918	5163	5640	6117
STW4560	24.0	4475	4689	4849	5125	5376	5883	6390
STW4860CS	25.5	4651	4884	5063	5338	5613	6130	6647
STW4854	23.1	4926	5162	5346	5633	5923	6478	7033
STW4857	24.3	5171	5419	5609	5917	6220	6796	7372
STW4860	25.5	5256	5519	5721	6032	6343	6927	7511

- Three adjustable shelves.
- Inset and Beaded Inset Door Styles are a standard 13″ deep.
- Full Overlay Styles:
  - Increased Depths available in 1/4″ increments from 12 1/4″ to 30″.
  - Reduced Depths available in 1/4″ increments from 6″ to 11 3/4″.
- Inset and Beaded Inset Styles:
  - Increased Depths available in 1/4″ increments from 13 1/4″ to 30″.
  - Reduced Depths available in 1/4″ increments from 6″ to 12 3/4″.
- Increased Heights modification will increase the height of the lower cabinet section. The upper cabinet section will retain its original height.

Door & Drawer Options

AF	AOMD	CC	CG	GAMD	HC	IFHG	MC	MD	MFO	PRMD[1]	SHMD	SPLITDR[2]	SPLITDRWS	TCG	TCP
✓			✓	✓		✓		✓	✓	✓	✓	✓			

End Panel Options

AUTH	CSFPE	EXBK	EXDN	FFD	FL/FR	FPE	INTGE	IPE
✓	✓	✓	✓	✓	✓	✓	✓	✓

Custom Modification Options

ADD_SHLF	ADDTK	ADRW	BVR	CBO	CCO	CFNTO	CFRMO	CLIP[1]	CND	CSDGBK	EX	EX_OL	F.ALL	FBFL	FLUT[3]	FTK	ID	IH
	✓	✓	✓	✓	✓	✓	✓	✓	✓	✓	✓	✓			✓	✓	✓	✓

INVFRM	IW[4]	LIGHT	MIP	OBRB	PFINBTMB	RD	RECTK	RH	ROSFLUT	RT	RW	STW	TD	TKP	TVR[5]	WS[1]	WTR
	✓	✓	✓	✓	✓	✓	✓		✓			✓		✓	✓	✓	✓

[1] Not available on 24″ wide.
[2] Not available on 42″-48″ wide.
[3] Not available with 6″ fluting.
[4] Not available on 36″ or 48″ wide.
[5] Not available on 42″-60″ wide.

Stacked Wall Cabinets

STACKED WALL with VERTICAL-LIFT, 36″, 39″, 42″ or 45″ HIGH

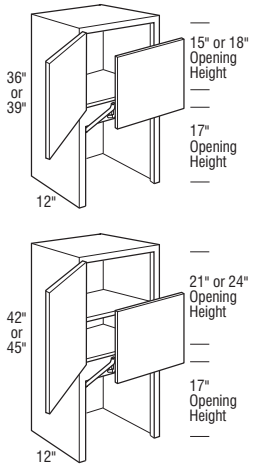

	Cubic Feet	1	2	3	4	5	6	7
STWAG1536 L or R	5.2	2576	2708	2811	2960	3131	3397	3663
STWAG1836 L or R	6.1	2601	2732	2836	2987	3160	3428	3696
STWAG2136 L or R	7.1	2628	2762	2868	3021	3196	3469	3742
STWAG2436 L or R	8.0	2681	2818	2925	3082	3260	3537	3814
STWAG1539 L or R	5.6	2668	2804	2911	3064	3243	3520	3797
STWAG1839 L or R	6.6	2694	2832	2940	3095	3276	3554	3832
STWAG2139 L or R	7.6	2722	2861	2970	3127	3308	3590	3872
STWAG2439 L or R	8.7	2779	2920	3031	3192	3378	3665	3952
STWAG1542 L or R	6.0	2775	2917	3027	3189	3373	3661	3949
STWAG1842 L or R	7.1	2804	2946	3059	3222	3409	3698	3987
STWAG2142 L or R	8.2	2832	2977	3089	3254	3441	3735	4029
STWAG2442 L or R	9.3	2890	3036	3153	3320	3513	3811	4109
STWAG1545 L or R	6.4	2861	3008	3122	3288	3480	3775	4070
STWAG1845 L or R	7.6	2890	3036	3153	3320	3513	3811	4109
STWAG2145 L or R	8.8	2920	3068	3185	3355	3548	3849	4150
STWAG2445 L or R	9.9	2978	3130	3249	3421	3619	3927	4235

- Heavy duty Vertical-lift mechanism.
- 36″ and 39″ high have no shelves. 42″ and 45″ high have one adjustable shelf.
- Appliance garage opening is 17″ high, dimension from cabinet base to bottom of mechanism is 15 3/4″.
- Increased Heights modification will increase the height of the upper cabinet section. The bottom section will retain its original height.
- Increased Depths available in 1/4″ increments from 12 1/4″ to 30″.
- Not available on Inset and Beaded Inset styles.
- Automatic Opening Mechanism is available except when used with the following door styles:
  - Brennan, Garrett, Kirkwood, Lorrina, Pleasant Hill, Shaydon, or Vaughn.

Door & Drawer Options

AF	AOMD	CC	CG	GAMD	HC	IFHG	MC	MD	MFO	PRMD	SHMD	SPLITDR	SPLITDRWS	TCG	TCP
✓	✓		✓	✓				✓	✓	✓	✓				✓

End Panel Options

AUTH	CSFPE	EXBK	EXDN	FFD	FL/FR	FPE	INTGE	IPE
✓	✓	✓			✓	✓		

Custom Modification Options

ADD_SHLF[1]	ADDTK	ADRW	BVR	CBO	CCO	CFNTO	CFRMO	CLIP	CND	CSDGBK	EX	EX_OL	F.ALL	FBFL	FLUT[2]	FTK	ID	IH
✓								✓	✓	✓	✓	✓			✓		✓	✓

INVFRM	IW[3]	LIGHT	MIP	OBRB	PFINBTMB	RD	RECTK	RH	ROSFLUT	RT	RW	STW	TD	TKP	TVR	WS	WTR
	✓	✓	✓						✓						✓	✓	✓

[1] Not available on 36″ or 39″ high.
[2] Not available with 6″ fluting.
[3] Not available on 24″ wide.

IH/RH availability charts starting on page G•40.
IW/RW availability charts starting on page G•46.

STACKED WALL with VERTICAL-LIFT, 36″, 39″, 42″ or 45″ HIGH (cont'd)

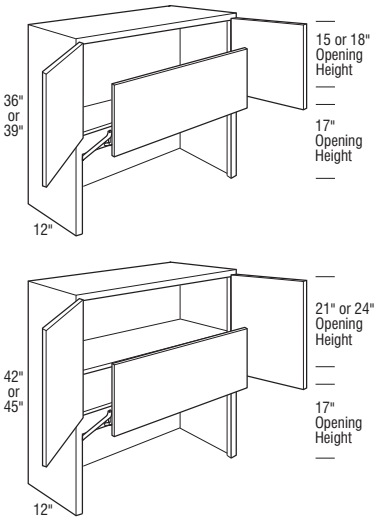

	Cubic Feet	1	2	3	4	5	6	7
STWAG2436	8.0	2884	3030	3146	3314	3506	3804	4102
STWAG2736	9.0	3010	3162	3282	3457	3657	3969	4281
STWAG3036	9.9	3139	3299	3426	3608	3818	4142	4466
STWAG3336	10.9	3277	3444	3575	3766	3985	4324	4663
STWAG3636	11.8	3381	3552	3687	3884	4108	4458	4808
STWAG2439	8.7	2988	3139	3260	3433	3633	3941	4249
STWAG2739	9.7	3118	3277	3400	3582	3790	4112	4434
STWAG3039	10.7	3255	3420	3550	3739	3956	4293	4630
STWAG3339	11.7	3395	3569	3704	3901	4128	4479	4830
STWAG3639	12.7	3502	3682	3822	4025	4258	4622	4986
STWAG2442	9.3	3109	3266	3390	3571	3778	4099	4420
STWAG2742	10.4	3237	3401	3532	3721	3937	4272	4607
STWAG3042	11.5	3367	3538	3672	3868	4092	4440	4788
STWAG3342	12.6	3508	3687	3827	4030	4264	4627	4990
STWAG3642	13.7	3615	3799	3944	4154	4395	4771	5147
STWAG2445	9.9	3186	3349	3475	3661	3873	4202	4531
STWAG2745	11.1	3320	3489	3623	3816	4036	4379	4722
STWAG3045	12.3	3458	3634	3772	3972	4202	4560	4918
STWAG3345	13.5	3602	3785	3929	4138	4378	4750	5122
STWAG3645	14.6	3711	3900	4049	4264	4510	4895	5280

- Heavy duty Vertical-lift mechanism.
- 36″ and 39″ high have no shelves. 42″ and 45″ high have one adjustable shelf.
- Appliance garage opening is 17″ high, dimension from cabinet base to bottom of mechanism is 15 3/4″.
- Increased Heights modification will increase the height of the upper cabinet section. The bottom section will retain its original height.
- Increased Depths available in 1/4″ increments from 12 1/4″ to 30″.
- Not available on Inset and Beaded Inset styles.
- Automatic Opening Mechanism is available except when used with the following door styles:
  – Brennan, Garrett, Kirkwood, Lorrina, Pleasant Hill, Shaydon, or Vaughn.

Door & Drawer Options

AF	AOMD	CC	CG	GAMD[1]	HC	IFHG	MC	MD	MFO	PRMD[1]	SHMD	SPLITDR	SPLITDRWS	TCG	TCP
✓	✓		✓	✓				✓	✓	✓	✓				✓

End Panel Options

AUTH	CSFPE	EXBK	EXDN	FFD	FL/FR	FPE	INTGE	IPE
✓	✓	✓			✓	✓		

Custom Modification Options

ADD_SHLF[2]	ADDTK	ADRW	BVR	CBO	CCO	CFNTO	CFRMO	CLIP[1]	CND	CSDGBK	EX	EX_OL	F.ALL	FBFL	FLUT[3]	FTK	ID	IH
✓								✓	✓	✓	✓	✓			✓		✓	✓

INVFRM	IW[4]	LIGHT	MIP	OBRB	PFINBTMB	RD	RECTK	RH	ROSFLUT	RT	RW	STW	TD	TKP	TVR	WS[1]	WTR
	✓	✓	✓						✓						✓	✓	✓

[1] Not available on 24″ wide.
[2] Not available on 36″ or 39″ high.
[3] Not available with 6″ fluting.
[4] Not available on 36″ wide.

Stacked Wall Cabinets

STACKED WALL with VERTICAL-LIFT, 48″, 51″, 54″, 57″, or 60″ HIGH

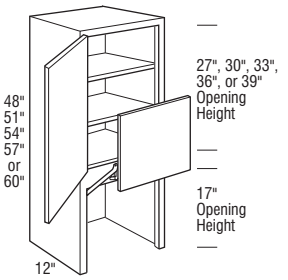

	Cubic Feet	1	2	3	4	5	6	7
STWAG1548 L or R	6.9	2941	3084	3191	3367	3566	3896	4226
STWAG1848 L or R	8.1	2968	3112	3222	3395	3596	3929	4262
STWAG2148 L or R	9.3	3005	3154	3266	3442	3646	3983	4320
STWAG2448 L or R	10.6	3071	3222	3331	3517	3725	4068	4411
STWAG1551 L or R	7.3	3037	3185	3297	3478	3686	4024	4362
STWAG1851 L or R	8.6	3063	3211	3324	3506	3714	4055	4396
STWAG2151 L or R	9.9	3106	3256	3371	3556	3764	4111	4458
STWAG2451 L or R	11.2	3178	3328	3447	3634	3849	4204	4559
STWAG1554 L or R	7.7	3066	3214	3328	3510	3719	4058	4397
STWAG1854 L or R	9.1	3098	3250	3363	3548	3758	4105	4452
STWAG2154 L or R	10.5	3139	3291	3408	3592	3805	4158	4511
STWAG2454 L or R	11.9	3211	3367	3486	3673	3892	4251	4610
STWAG1557 L or R	8.1	3187	3345	3462	3650	3868	4224	4580
STWAG1857 L or R	9.6	3224	3379	3497	3689	3905	4266	4627
STWAG2157 L or R	11.0	3267	3425	3547	3736	3960	4323	4686
STWAG2457 L or R	12.5	3337	3500	3625	3821	4046	4421	4796
STWAG1560 L or R	8.5	3184	3337	3457	3643	3862	4218	4574
STWAG1860 L or R	10.1	3218	3374	3494	3682	3901	4259	4617
STWAG2160 L or R	11.6	3266	3422	3540	3735	3957	4322	4687
STWAG2460 L or R	13.2	3330	3494	3618	3815	4040	4409	4778

- Heavy duty Vertical-lift mechanism.
- 48″, 51″ and 54″ high have one fixed and two adjustable shelves. 57″ and 60″ high have one fixed and three adjustable shelves.
- Appliance garage opening is 17″ high, dimension from cabinet base to bottom of mechanism is 15 3/4″.
- Increased Heights modification will increase the height of the upper cabinet section. The bottom section will retain its original height.
- Increased Depths available in 1/4″ increments from 12 1/4″ to 30″.
- Not available on Inset and Beaded Inset styles.
- Automatic Opening Mechanism is available except when used with the following door styles:
  - Brennan, Garrett, Kirkwood, Lorrina, Pleasant Hill, Shaydon, or Vaughn.

Door & Drawer Options

AF	AOMD	CC	CG	GAMD	HC	IFHG	MC	MD	MFO	PRMD	SHMD	SPLITDR	SPLITDRWS	TCG	TCP
✓	✓		✓	✓				✓	✓	✓	✓				✓

End Panel Options

AUTH	CSFPE	EXBK	EXDN	FFD	FL/FR	FPE	INTGE	IPE
✓	✓	✓			✓	✓		

Custom Modification Options

ADD_SHLF	ADDTK	ADRW	BVR	CBO	CCO	CFNTO	CFRMO	CLIP	CND	CSDGBK	EX	EX_OL	F.ALL	FBFL	FLUT[1]	FTK	ID	IH
								✓	✓	✓	✓	✓			✓		✓	✓

INVFRM	IW[2]	LIGHT	MIP	OBRB	PFINBTMB	RD	RECTK	RH	ROSFLUT	RT	RW	STW	TD	TKP	TVR	WS	WTR
	✓	✓	✓						✓						✓	✓	✓

[1] Not available with 6″ fluting.
[2] Not available on 24″ wide.

IH/RH availability charts starting on page G•40.
IW/RW availability charts starting on page G•46.

STACKED WALL with VERTICAL-LIFT, 48″, 51″, 54″, 57″, or 60″ HIGH (cont'd)

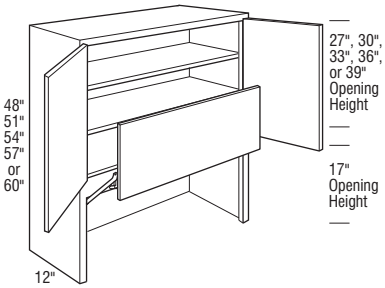

	Cubic Feet	1	2	3	4	5	6	7
STWAG2448	10.6	3301	3460	3585	3777	3999	4370	4741
STWAG2748	11.8	3447	3615	3739	3944	4176	4563	4950
STWAG3048	13.1	3601	3777	3909	4121	4367	4772	5177
STWAG3348	14.3	3730	3911	4050	4267	4525	4938	5351
STWAG3648	15.6	3849	4037	4176	4405	4670	5098	5526
STWAG2451	11.2	3416	3580	3704	3905	4138	4520	4902
STWAG2751	12.6	3566	3737	3870	4079	4322	4721	5120
STWAG3051	13.9	3730	3911	4050	4267	4525	4938	5351
STWAG3351	15.2	3865	4051	4194	4421	4685	5116	5547
STWAG3651	16.5	3992	4186	4335	4569	4838	5285	5732
STWAG2454	11.9	3451	3620	3746	3950	4186	4571	4956
STWAG2754	13.3	3608	3783	3918	4130	4373	4778	5183
STWAG3054	14.7	3768	3950	4088	4311	4568	4990	5412
STWAG3354	16.1	3917	4106	4251	4483	4746	5186	5626
STWAG3654	17.5	4041	4234	4386	4627	4897	5350	5803
STWAG2457	12.5	3595	3770	3902	4114	4359	4760	5161
STWAG2757	14.0	3762	3944	4083	4304	4559	4980	5401
STWAG3057	15.5	3930	4119	4264	4496	4767	5205	5643
STWAG3357	16.9	4089	4288	4438	4681	4958	5415	5872
STWAG3657	18.4	4222	4429	4581	4830	5118	5589	6060
STWAG2460	13.2	3836	4021	4163	4389	4646	5076	5506
STWAG2760	14.7	3847	4030	4174	4402	4666	5094	5522
STWAG3060	16.3	3983	4175	4323	4558	4830	5276	5722
STWAG3360	17.8	4130	4331	4486	4729	5009	5471	5933
STWAG3660	19.4	4270	4478	4635	4885	5175	5655	6135

- Heavy duty Vertical-lift mechanism.
- 48″, 51″ and 54″ high have one fixed and two adjustable shelves. 57″ and 60″ high have one fixed and three adjustable shelves.
- Appliance garage opening is 17″ high, dimension from cabinet base to bottom of mechanism is 15 3/4″.
- Increased Heights modification will increase the height of the upper cabinet section. The bottom section will retain its original height.
- Increased Depths available in 1/4″ increments from 12 1/4″ to 30″.
- Not available on Inset and Beaded Inset styles.
- Automatic Opening Mechanism is available except when used with the following door styles:
  – Brennan, Garrett, Kirkwood, Lorrina, Pleasant Hill, Shaydon, or Vaughn.

Door & Drawer Options

AF	AOMD	CC	CG	GAMD	HC	IFHG	MC	MD	MFO	PRMD	SHMD	SPLITDR	SPLITDRWS	TCG	TCP
✓	✓		✓	✓				✓	✓	✓	✓				✓

End Panel Options

AUTH	CSFPE	EXBK	EXDN	FFD	FL/FR	FPE	INTGE	IPE
✓	✓	✓			✓	✓		

Custom Modification Options

ADD_SHLF	ADDTK	ADRW	BVR	CBO	CCO	CFNTO	CFRMO	CLIP	CND	CSDGBK	EX	EX_OL	F.ALL	FBFL	FLUT[1]	FTK	ID	IH
								✓	✓	✓	✓	✓			✓		✓	✓

INVFRM	IW[2]	LIGHT	MIP	OBRB	PFINBTMB	RD	RECTK	RH	ROSFLUT	RT	RW	STW	TD	TKP	TVR	WS[3]	WTR
	✓	✓	✓						✓						✓	✓	✓

[1] Not available with 6″ fluting.
[2] Not available on 36″ wide.
[3] Not available on 24″ wide.

Wall Transition Cabinets

WALL TRANSITION CABINET, 30″, 33″, 36″, 39″, 42″, 45″, or 48″ HIGH

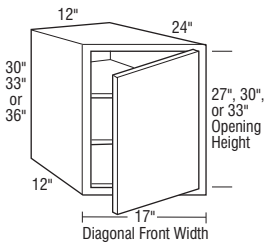

Diagonal Front Width

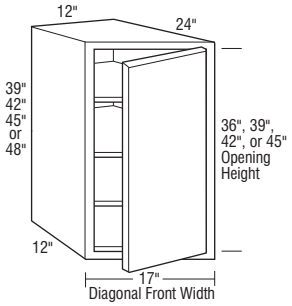

Diagonal Front Width

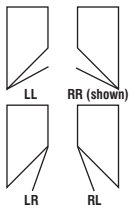

Hinging Options

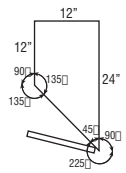

Top View

	Cubic Feet	1		2		3		4		5		6		7	
WTC1230LL	5.0	955		1004		1088		1172		1211		1251		1291	
WTC1230RR	5.0	955		1004		1088		1172		1211		1251		1291	
WTC1230LR	5.0	955		1004		1088		1172		1211		1251		1291	
WTC1230RL	5.0	955		1004		1088		1172		1211		1251		1291	
WTC1233LL	5.4	1074		1133		1218		1303		1344		1386		1428	
WTC1233RR	5.4	1074		1133		1218		1303		1344		1386		1428	
WTC1233LR	5.4	1074		1133		1218		1303		1344		1386		1428	
WTC1233RL	5.4	1074		1133		1218		1303		1344		1386		1428	
WTC1236LL	5.9	1207		1278		1364		1450		1492		1535		1578	
WTC1236RR	5.9	1207		1278		1364		1450		1492		1535		1578	
WTC1236LR	5.9	1207		1278		1364		1450		1492		1535		1578	
WTC1236RL	5.9	1207		1278		1364		1450		1492		1535		1578	

- Two adjustable shelves.

WTC1239LL	6.3	1357		1442		1527		1613		1656		1700		1744	
WTC1239RR	6.3	1357		1442		1527		1613		1656		1700		1744	
WTC1239LR	6.3	1357		1442		1527		1613		1656		1700		1744	
WTC1239RL	6.3	1357		1442		1527		1613		1656		1700		1744	
WTC1242LL	6.8	1520		1607		1691		1778		1819		1862		1905	
WTC1242RR	6.8	1520		1607		1691		1778		1819		1862		1905	
WTC1242LR	6.8	1520		1607		1691		1778		1819		1862		1905	
WTC1242RL	6.8	1520		1607		1691		1778		1819		1862		1905	
WTC1245LL	7.2	1684		1771		1856		1944		1984		2027		2070	
WTC1245RR	7.2	1684		1771		1856		1944		1984		2027		2070	
WTC1245LR	7.2	1684		1771		1856		1944		1984		2027		2070	
WTC1245RL	7.2	1684		1771		1856		1944		1984		2027		2070	
WTC1248LL	7.7	1849		1934		2020		2106		2150		2191		2232	
WTC1248RR	7.7	1849		1934		2020		2106		2150		2191		2232	
WTC1248LR	7.7	1849		1934		2020		2106		2150		2191		2232	
WTC1248RL	7.7	1849		1934		2020		2106		2150		2191		2232	

- Three adjustable shelves.

Notes below apply to all products in section above:

- Authentic Ends, Flushed Ends, and FFD on End available on angled side only.
- Increased Depths available in 1/4″ increments from 24 1/4″ to 30″.
- Reduced Depths available in 1/4″ increments from 18″ to 23 3/4″.
- Not available on Inset and Beaded Inset styles.

Door & Drawer Options

AF	AOMD	CC	CG	GAMD	HC	IFHG	MC	MD	MFO	PRMD	SHMD	SPLITDR	SPLITDRWS	TCG	TCP
✓			✓	✓				✓	✓	✓	✓				

End Panel Options

AUTH[1]	CSFPE	EXBK	EXDN	FFD	FL/FR	FPE	INTGE	IPE
✓	✓	✓	✓	✓	✓	✓		

Custom Modification Options

ADD_SHLF	ADDTK	ADRW	BVR	CBO	CCO	CFNTO	CFRMO	CLIP	CND	CSDGBK	EX	EX_OL	F.ALL	FBFL	FLUT	FTK	ID	IH
✓			✓	✓	✓	✓	✓		✓	✓						✓	✓	✓

INVFRM	IW	LIGHT	MIP	OBRB	PFINBTMB	RD	RECTK	RH[2]	ROSFLUT	RT	RW	STW	TD	TKP	TVR	WS	WTR
			✓	✓	✓	✓		✓								✓	✓

[1] Not available with authentic flush end both.
[2] Only available on 30″ high.

IH/RH availability charts starting on page G•40.
IW/RW availability charts starting on page G•46.

STACKED WALL END CABINET DOUBLE DOOR, 36″, 39″, 42″, 45″, 48″, 51″, 54″, 57″, or 60″ HIGH

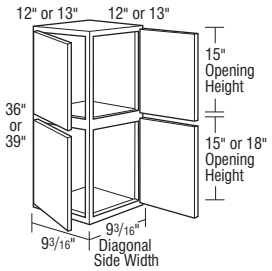

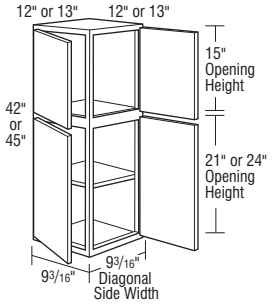

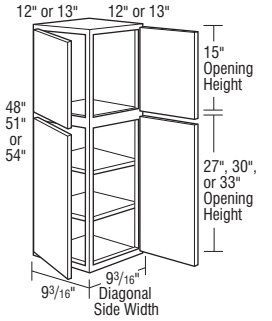

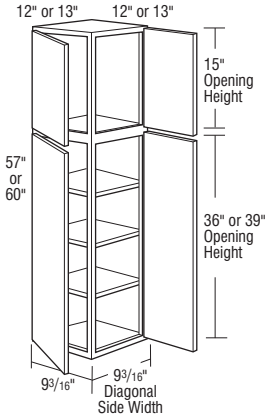

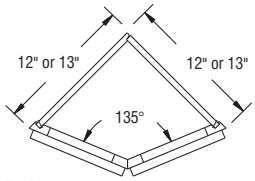

Top View

	Cubic Feet	1		2		3		4		5		6		7	
STWEC1236D	4.5	1512		1589		1650		1737		1838		1994		2150	
STWEC1239D	4.6	1645		1726		1794		1888		2000		2170		2340	
• No shelves.															
STWEC1242D	4.9	1786		1877		1950		2053		2172		2357		2542	
STWEC1245D	5.0	1942		2041		2120		2232		2362		2562		2762	
• One adjustable shelf.															
STWEC1248D	5.3	2118		2206		2272		2387		2528		2738		2948	
STWEC1251D	5.6	2347		2432		2501		2617		2758		2967		3176	
STWEC1254D	6.0	2575		2661		2729		2845		2986		3196		3406	
• Two adjustable shelves.															
STWEC1257D	6.3	2802		2890		2957		3072		3214		3425		3636	
STWEC1260D	6.6	3031		3118		3185		3301		3442		3652		3862	
• Three adjustable shelves.															

Notes below apply to all products in section above:

- Decorative Glass Door designs limited on this unit. See page H•18 for details.
- One 12″ end/back may be ordered as Finished End. See page G•8 for details.
- Increased Heights modification will increase the height of the lower cabinet section. The upper section will retain its original height.
- Increased Depths available in 3″ increments from 15″ to 24″.
- When ordering Inset or Beaded Inset styles, the doors must be hinged to the center face frame stiles.

Door & Drawer Options

AF	AOMD	CC	CG	GAMD	HC	IFHG	MC	MD	MFO	PRMD	SHMD	SPLITDR	SPLITDRWS	TCG	TCP
✓			✓			✓			✓		✓				

End Panel Options

AUTH	CSFPE	EXBK	EXDN[1]	FFD	FL/FR	FPE	INTGE	IPE
			✓		✓			

Custom Modification Options

ADD_SHLF	ADDTK	ADRW	BVR	CBO	CCO	CFNTO	CFRMO	CLIP	CND	CSDGBK	EX	EX_OL	F.ALL	FBFL	FLUT	FTK[2]	ID	IH
✓			✓	✓	✓	✓	✓		✓							✓	✓	✓

INVFRM	IW	LIGHT[3]	MIP	OBRB	PFINBTMB	RD	RECTK	RH	ROSFLUT	RT	RW	STW	TD	TKP	TVR	WS	WTR
		✓	✓	✓	✓							✓					✓

[1] Not available with EXDNLRB.
[2] Not available on FTKAV and style B-L.
[3] Not available on 36″-45″ high.

Wall End Cabinets

STACKED WALL END CABINET SINGLE DOOR, 36″, 39″, 42″, 45″, 48″, 51″, 54″, 57″, or 60″ HIGH

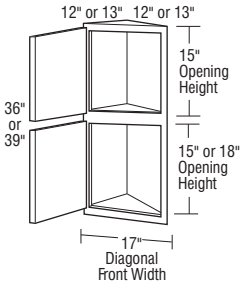

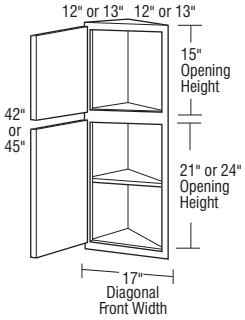

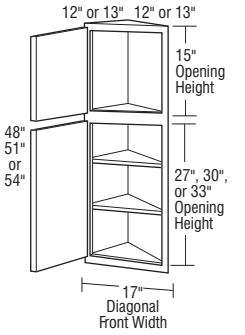

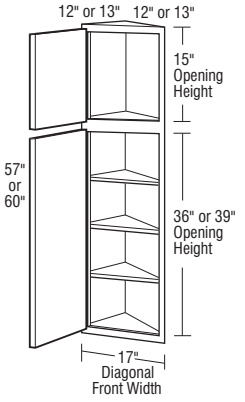

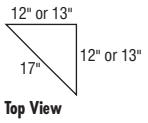

Top View

	Cubic Feet	1		2		3		4		5		6		7	
STWEC1236 L or R	4.2	2545		2676		2777		2923		3091		3356		3621	
STWEC1239 L or R	4.6	2609		2742		2845		2995		3170		3440		3710	
• No shelves.															
STWEC1242 L or R	4.9	2674		2810		2916		3069		3248		3524		3800	
STWEC1245 L or R	5.0	2740		2879		2988		3148		3330		3614		3898	
• One adjustable shelf.															
STWEC1248 L or R	5.3	2922		2779		2635		2492		2421		2351		2281	
STWEC1251 L or R	5.6	2993		2852		2709		2564		2492		2421		2350	
STWEC1254 L or R	6.0	3064		2922		2779		2635		2564		2492		2420	
• Two adjustable shelves.															
STWEC1257 L or R	6.3	3136		2993		2852		2709		2635		2564		2493	
STWEC1260 L or R	6.6	3207		3064		2922		2779		2709		2635		2561	
• Three adjustable shelves.															

Notes below apply to all products in section above:

- One 12″ end/back may be ordered as Finished End. See page G•8 for details.
- Increased Heights modification will increase the height of the lower cabinet section. The upper section will retain its original height.
- Increased Depths available in 3″ increments from 15″ to 24″.
- Only available in Inset and Beaded Inset when used in conjunction with a finial hinge.

Door & Drawer Options

AF	AOMD	CC	CG	GAMD	HC	IFHG	MC	MD	MFO	PRMD	SHMD	SPLITDR	SPLITDRWS	TCG	TCP
✓			✓	✓		✓		✓	✓	✓	✓				

End Panel Options

AUTH	CSFPE	EXBK	EXDN[1]	FFD	FL/FR	FPE	INTGE	IPE
			✓		✓			

Custom Modification Options

ADD_SHLF	ADDTK	ADRW	BVR	CBO	CCO	CFNTO	CFRMO	CLIP	CND	CSDGBK	EX	EX_OL	F.ALL	FBFL	FLUT	FTK	ID	IH
✓			✓	✓	✓	✓	✓		✓							✓	✓	✓

INVFRM	IW	LIGHT[2]	MIP	OBRB	PFINBTMB	RD	RECTK	RH	ROSFLUT	RT	RW	STW	TD	TKP	TVR	WS	WTR
		✓	✓	✓	✓							✓			✓	✓	✓

[1] Not available with EXDNLRB.
[2] Not available on 36″-45″ high.

IH/RH availability charts starting on page G•40.
IW/RW availability charts starting on page G•46.

STACKED WALL TRANSITION CABINET, 36″, 39″, 42″, 45″, 48″, 51″, or 54″ HIGH

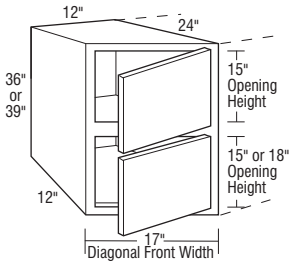

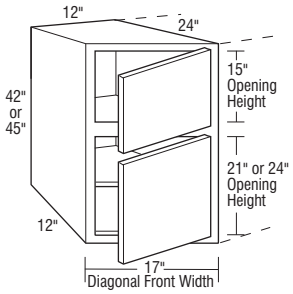

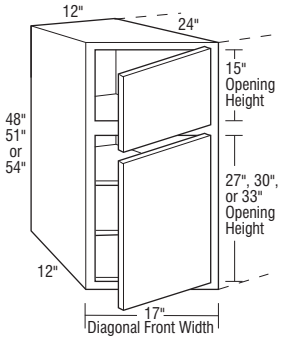

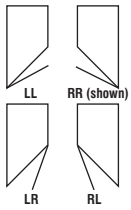

Hinging Options

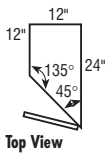

Top View

	Cubic Feet	1	2	3	4	5	6	7
STWTC1236LL	5.9	1589	1671	1735	1826	1933	2097	2261
STWTC1236RR	5.9	1589	1671	1735	1826	1933	2097	2261
STWTC1236LR	5.9	1589	1671	1735	1826	1933	2097	2261
STWTC1236RL	5.9	1589	1671	1735	1826	1933	2097	2261
STWTC1239LL	6.3	1641	1722	1787	1883	1993	2161	2329
STWTC1239RR	6.3	1641	1722	1787	1883	1993	2161	2329
STWTC1239LR	6.3	1641	1722	1787	1883	1993	2161	2329
STWTC1239RL	6.3	1641	1722	1787	1883	1993	2161	2329
• No shelves.								
STWTC1242LL	6.8	1693	1779	1846	1945	2057	2232	2407
STWTC1242RR	6.8	1693	1779	1846	1945	2057	2232	2407
STWTC1242LR	6.8	1693	1779	1846	1945	2057	2232	2407
STWTC1242RL	6.8	1693	1779	1846	1945	2057	2232	2407
STWTC1245LL	7.2	1747	1835	1906	2006	2122	2304	2486
STWTC1245RR	7.2	1747	1835	1906	2006	2122	2304	2486
STWTC1245LR	7.2	1747	1835	1906	2006	2122	2304	2486
STWTC1245RL	7.2	1747	1835	1906	2006	2122	2304	2486
• One adjustable shelf.								
STWTC1248LL	5.3	1758	1902	2046	2187	2260	2330	2400
STWTC1248RR	5.3	1758	1902	2046	2187	2260	2330	2400
STWTC1248LR	5.3	1758	1902	2046	2187	2260	2330	2400
STWTC1248RL	5.3	1758	1902	2046	2187	2260	2330	2400
STWTC1251LL	5.6	2022	2165	2309	2452	2523	2593	2663
STWTC1251RR	5.6	2022	2165	2309	2452	2523	2593	2663
STWTC1251LR	5.6	2022	2165	2309	2452	2523	2593	2663
STWTC1251RL	5.6	2022	2165	2309	2452	2523	2593	2663
STWTC1254LL	6.0	2132	2276	2419	2561	2631	2704	2777
STWTC1254RR	6.0	2132	2276	2419	2561	2631	2704	2777
STWTC1254LR	6.0	2132	2276	2419	2561	2631	2704	2777
STWTC1254RL	6.0	2132	2276	2419	2561	2631	2704	2777
• Two adjustable shelves.								

Notes below apply to all products in section above:

- Authentic Ends, Flushed Ends, and FFD on End available on angled side only.
- Increased Depths available in 1/4″ increments from 24 1/4″ to 30″.
- Reduced Depths available in 1/4″ increments from 18″ to 23 3/4″.
- Increased Heights modification will increase the height of the lower cabinet section. The upper section will retain its original height.
- Not available on Inset and Beaded Inset styles.

Door & Drawer Options

AF	AOMD	CC	CG	GAMD	HC	IFHG	MC	MD	MFO	PRMD	SHMD	SPLITDR	SPLITDRWS	TCG	TCP
✓			✓	✓				✓	✓	✓	✓				

End Panel Options

AUTH[1]	CSFPE	EXBK	EXDN	FFD	FL/FR	FPE	INTGE	IPE
✓	✓	✓	✓	✓	✓	✓		

Custom Modification Options

ADD_SHLF	ADDTK	ADRW	BVR	CBO	CCO	CFNTO	CFRMO	CLIP	CND	CSDGBK	EX	EX_OL	F.ALL	FBFL	FLUT	FTK	ID	IH
✓	✓		✓	✓	✓	✓	✓		✓	✓						✓	✓	✓

INVFRM	IW	LIGHT[2]	MIP	OBRB	PFINBTMB	RD	RECTK	RH	ROSFLUT	RT	RW	STW	TD	TKP[2]	TVR	WS	WTR
		✓	✓	✓	✓	✓	✓					✓		✓			✓

[1] Not available with authentic flush ends both.
[2] Not available on 36″-45″ high.

Wall Transition Cabinets

STACKED WALL TRANSITION CABINET, 57″ or 60″ HIGH

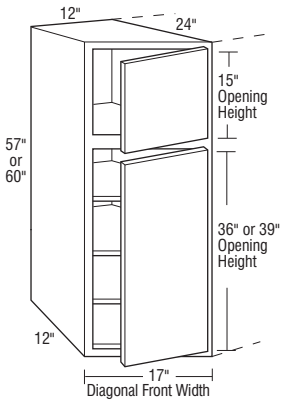

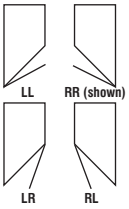

Hinging Options

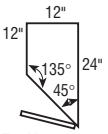

Top View

	Cubic Feet	1		2		3		4		5		6		7	
STWTC1257LL	6.3	2262		2406		2548		2689		2762		2832		2902	
STWTC1257RR	6.3	2262		2406		2548		2689		2762		2832		2902	
STWTC1257LR	6.3	2262		2406		2548		2689		2762		2832		2902	
STWTC1257RL	6.3	2262		2406		2548		2689		2762		2832		2902	
STWTC1260LL	6.6	2336		2479		2622		2764		2834		2908		2982	
STWTC1260RR	6.6	2336		2479		2622		2764		2834		2908		2982	
STWTC1260LR	6.6	2336		2479		2622		2764		2834		2908		2982	
STWTC1260RL	6.6	2336		2479		2622		2764		2834		2908		2982	

- Three adjustable shelves.

Notes below apply to all products in section above:

- Authentic Ends, Flushed Ends, and FFD on End available on angled side only.
- Increased Depths available in 1/4″ increments from 24 1/4″ to 30″.
- Reduced Depths available in 1/4″ increments from 18″ to 23 3/4″.
- Increased Heights modification will increase the height of the lower cabinet section. The upper section will retain its original height.
- Not available on Inset and Beaded Inset styles.

Door & Drawer Options

AF	AOMD	CC	CG	GAMD	HC	IFHG	MC	MD	MFO	PRMD	SHMD	SPLITDR	SPLITDRWS	TCG	TCP
✓			✓	✓				✓	✓	✓	✓				

End Panel Options

AUTH[1]	CSFPE	EXBK	EXDN	FFD	FL/FR	FPE	INTGE	IPE
✓	✓	✓	✓	✓	✓	✓		

Custom Modification Options

ADD_SHLF	ADDTK	ADRW	BVR	CBO	CCO	CFNTO	CFRMO	CLIP	CND	CSDGBK	EX	EX_OL	F.ALL	FBFL	FLUT	FTK	ID	IH
✓	✓		✓	✓	✓	✓	✓		✓	✓						✓	✓	✓

INVFRM	IW	LIGHT	MIP	OBRB	PFINBTMB	RD	RECTK	RH	ROSFLUT	RT	RW	STW	TD	TKP	TVR	WS	WTR
		✓	✓	✓	✓	✓	✓					✓		✓			✓

[1] Not available with authentic flush ends both.

IH/RH availability charts starting on page G•40.
IW/RW availability charts starting on page G•46.

WALL REFRIGERATOR, 18″, 21″, 24″, or 27″ HIGH, 24″ DEEP

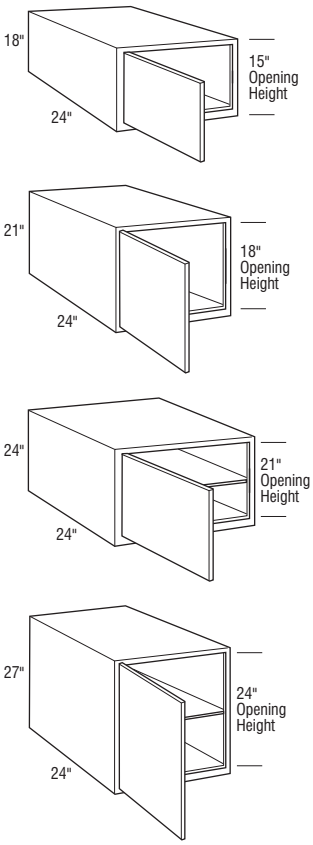

	Cubic Feet	1		2		3		4		5		6		7	
W241824 L or R	7.3	1422		1496		1547		1628		1726		1886		2046	
W242124 L or R	8.4	1449		1409		1468		1543		1612		1767		1922	
W242424 L or R	9.5	1489		1568		1619		1705		1804		1971		2138	
• Includes one adjustable shelf.															
W242724 L or R	10.7	1594		1670		1723		1819		1890		2062		2234	
• Includes one adjustable shelf.															

Notes below apply to all products in section above:

- 24″ deep cabinets must be fully supported by screws installed in a structural member in the ceiling or soffit, and into adjacent cabinets.
- Load limit is 15 lbs. per square foot of load bearing surface.
- Increased Depths available in 1/4″ increments from 24 1/4″ to 30″.
- Reduced Depths available in 1/4″ increments from 6″ to 23 3/4″.

Door & Drawer Options

AF	AOMD	CC	CG	GAMD	HC	IFHG	MC	MD	MFO	PRMD	SHMD	SPLITDR	SPLITDRWS	TCG	TCP
			✓			✓		✓	✓	✓					

End Panel Options

AUTH	CSFPE	EXBK	EXDN	FFD	FL/FR	FPE	INTGE	IPE
✓	✓	✓	✓	✓		✓	✓	✓

Custom Modification Options

ADD_SHLF	ADDTK	ADRW	BVR	CBO	CCO	CFNTO	CFRMO	CLIP	CND	CSDGBK	EX	EX_OL	F.ALL	FBFL	FLUT[1]	FTK	ID	IH[2]
	✓	✓	✓	✓	✓	✓	✓	✓	✓	✓	✓	✓			✓	✓	✓	

INVFRM	IW	LIGHT	MIP	OBRB	PFINBTMB	RD	RECTK	RH	ROSFLUT	RT	RW	STW	TD	TKP	TVR	WS	WTR
			✓	✓	✓	✓	✓		✓	✓			✓	✓	✓	✓	✓

[1] Not available with 6″ fluting.
[2] Not available on 27″ high.

Wall Refrigerator Cabinets

WALL REFRIGERATOR, 12″, 15″, 18″, 21″, 24″, or 27″ HIGH, 24″ DEEP

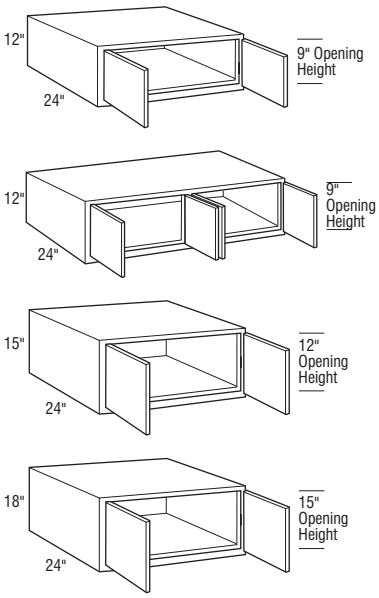

	Cubic Feet	1	2	3	4	5	6	7
W241224	5.0	1276	1336	1392	1462	1549	1695	1841
W271224	5.6	1316	1378	1436	1508	1598	1748	1898
W301224	6.5	1343	1406	1465	1539	1631	1784	1937
W331224	7.1	1393	1465	1519	1603	1690	1849	2008
W341224	7.0	1418	1492	1546	1632	1720	1881	2042
W361224	7.8	1442	1519	1572	1660	1749	1913	2077
W371224	7.6	1464	1538	1594	1682	1772	1935	2098
W391224	8.4	1485	1556	1615	1704	1794	1956	2118
W421224	8.6	1550	1628	1692	1782	1887	2057	2227
W451224	9.2	1583	1664	1730	1821	1933	2108	2283
W481224	10.2	1615	1700	1768	1860	1979	2158	2337

- Two sets of butt doors.

W241524	6.1	1395	1461	1518	1602	1665	1830	1995
W271524	6.9	1405	1472	1528	1613	1677	1842	2007
W301524	8.0	1409	1476	1533	1618	1682	1848	2014
W331524	8.7	1441	1512	1564	1651	1746	1907	2068
W341524	8.6	1471	1540	1596	1683	1776	1939	2102
W361524	9.5	1500	1568	1628	1715	1806	1970	2134
W371524	9.3	1520	1593	1648	1740	1831	2002	2173
W391524	10.2	1540	1618	1668	1765	1855	2033	2211
W241824	7.3	1426	1500	1552	1633	1731	1892	2053
W271824	8.1	1441	1515	1568	1649	1749	1912	2075
W301824	9.4	1470	1546	1600	1683	1785	1951	2117
W331824	10.3	1532	1609	1662	1749	1855	2029	2203
W341824	10.2	1562	1639	1694	1784	1890	2068	2246
W361824	11.2	1591	1668	1725	1818	1924	2106	2288
W371824	11.0	1600	1678	1736	1828	1937	2118	2299
W391824	12.1	1609	1687	1746	1838	1949	2129	2309

- One adjustable shelf.

Notes below apply to all products in section above:

- 24″ deep cabinets must be fully supported by screws installed in a structural member in the ceiling or soffit, and into adjacent cabinets.
- Load limit is 15 lbs. per square foot of load bearing surface.
- Increased Depths available in 1/4″ increments from 24 1/4″ to 30″.
- Reduced Depths available in 1/4″ increments from 6″ to 23 3/4″.

Door & Drawer Options

AF	AOMD	CC	CG	GAMD[1]	HC	IFHG	MC	MD[1]	MFO	PRMD[2]	SHMD	SPLITDR	SPLITDRWS	TCG	TCP
✓		✓	✓	✓		✓		✓	✓	✓	✓	✓			

End Panel Options

AUTH	CSFPE	EXBK	EXDN	FFD	FL/FR	FPE	INTGE[2]	IPE
✓	✓	✓	✓	✓	✓	✓	✓	✓

Custom Modification Options

ADD_SHLF	ADDTK	ADRW	BVR	CBO	CCO	CFNTO	CFRMO	CLIP	CND	CSDGBK	EX	EX_OL	F.ALL	FBFL	FLUT[3]	FTK	ID	IH[4]
✓		✓	✓	✓	✓	✓	✓	✓	✓	✓	✓	✓			✓	✓	✓	✓

INVFRM	IW[5]	LIGHT	MIP	OBRB	PFINBTMB	RD	RECTK	RH	ROSFLUT	RT[6]	RW	STW	TD	TKP	TVR	WS	WTR
	✓	✓	✓	✓	✓	✓			✓	✓			✓		✓	✓	✓

[1] Not available on 12″ high.
[2] Not available on 12″ or 15″ high.
[3] Not available with 6″ fluting.
[4] Not available on 48″ wide.
[5] Not available on 39″ or 48″ wide.
[6] Not available on 39″ wide.

IH/RH availability charts starting on page G•40.
IW/RW availability charts starting on page G•46.

WALL REFRIGERATOR, 12″, 15″, 18″, 21″, 24″, or 27″ HIGH, 24″ DEEP (cont'd)

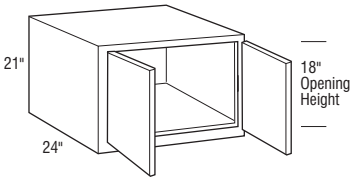

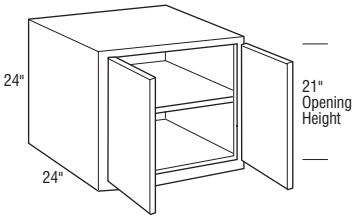

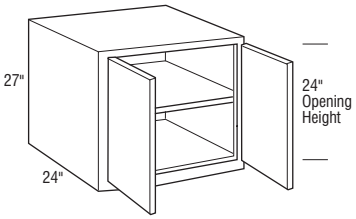

	Cubic Feet	1	2	3	4	5	6	7
W242124	8.4	1509	1468	1529	1607	1679	1841	2003
W272124	9.4	1525	1598	1665	1749	1829	2004	2179
W302124	10.9	1556	1631	1699	1785	1866	2045	2224
W332124	11.9	1586	1662	1723	1819	1935	2107	2279
W342124	11.7	1620	1697	1764	1859	1965	2146	2327
W362124	12.9	1653	1732	1805	1899	1994	2184	2374
W372124	12.8	1678	1756	1827	1923	2020	2210	2400
W392124	14.0	1703	1780	1849	1947	2045	2235	2425
W242424	9.5	1567	1650	1704	1795	1899	2075	2251
W272424	10.7	1583	1667	1722	1814	1919	2096	2273
W302424	12.3	1615	1701	1757	1851	1958	2139	2320
W332424	13.5	1674	1759	1819	1917	2031	2219	2407
W342424	13.3	1704	1791	1851	1950	2067	2258	2449
W362424	14.7	1733	1822	1882	1983	2102	2297	2492
W372424	14.5	1764	1852	1915	2016	2137	2335	2533
W392424	15.8	1794	1881	1947	2048	2172	2373	2574

- One adjustable shelf.

W242724	10.7	1678	1758	1814	1915	1989	2170	2351
W272724	12.0	1731	1814	1872	1976	2053	2240	2427
W302724	13.8	1785	1870	1930	2037	2116	2309	2502
W332724	15.1	1815	1901	1973	2075	2188	2387	2586
W342724	14.9	1854	1944	2013	2122	2228	2432	2636
W362724	16.4	1893	1986	2052	2169	2268	2476	2684
W372724	16.2	1936	2028	2097	2217	2320	2534	2748
W392724	17.7	1979	2070	2142	2265	2371	2591	2811

- One adjustable shelf.

Notes below apply to all products in section above:

- 24″ deep cabinets must be fully supported by screws installed in a structural member in the ceiling or soffit, and into adjacent cabinets.
- Load limit is 15 lbs. per square foot of load bearing surface.
- Increased Depths available in 1/4″ increments from 24 1/4″ to 30″.
- Reduced Depths available in 1/4″ increments from 6″ to 23 3/4″.

Door & Drawer Options

AF	AOMD	CC	CG	GAMD	HC	IFHG	MC	MD	MFO	PRMD	SHMD	SPLITDR	SPLITDRWS	TCG	TCP
✓		✓	✓	✓		✓		✓	✓	✓	✓	✓			

End Panel Options

AUTH	CSFPE	EXBK	EXDN	FFD	FL/FR	FPE	INTGE	IPE
✓	✓	✓	✓	✓	✓	✓	✓	✓

Custom Modification Options

ADD_SHLF[1]	ADDTK	ADRW	BVR	CBO	CCO	CFNTO	CFRMO	CLIP	CND	CSDGBK	EX	EX_OL	F.ALL	FBFL	FLUT[2]	FTK	ID	IH[3]
✓		✓	✓	✓	✓	✓	✓	✓	✓	✓	✓	✓			✓	✓	✓	✓

INVFRM	IW[4]	LIGHT	MIP	OBRB	PFINBTMB	RD	RECTK	RH	ROSFLUT	RT[5]	RW	STW	TD	TKP	TVR	WS	WTR
	✓	✓	✓	✓	✓	✓			✓	✓			✓		✓	✓	✓

[1] Only available on 24″ and 27″ high.
[2] Not available with 6″ fluting.
[3] Not available on 27″ high.
[4] Not available on 39″ wide.
[5] Not available on 39″ wide.

Wall Refrigerator Cabinets

WALL REFRIGERATOR, 15″, 18″, 21″, 24″, or 27″ HIGH, 24″ DEEP

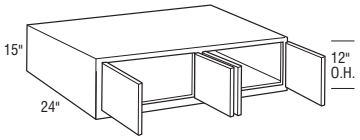

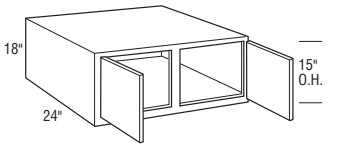

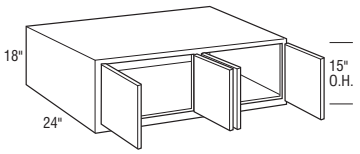

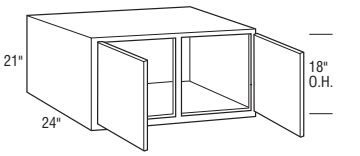

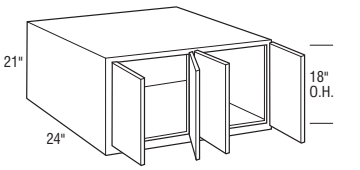

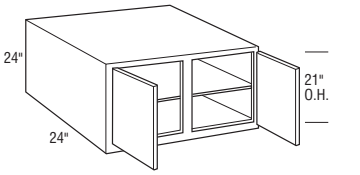

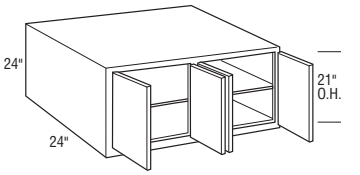

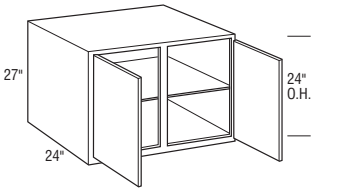

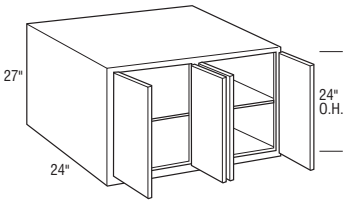

	Cubic Feet	1		2		3		4		5		6		7	
W421524	10.5	1617		1699		1751		1853		1948		2135		2322	
W451524	11.2	1649		1733		1786		1890		1987		2178		2369	
W481524	12.0	1682		1768		1822		1928		2027		2222		2417	
• Two sets of butt doors.															
W421824	12.5	1722		1805		1868		1967		2085		2278		2471	
W451824	13.3	1825		1913		1980		2085		2210		2415		2620	
W481824CS	14.2	1916		2009		2079		2189		2321		2536		2751	
W481824	14.2	2108		2210		2287		2408		2553		2790		3027	
• Two sets of butt doors.															
W422124	14.4	1839		1922		1997		2103		2209		2414		2619	
W452124	15.4	1949		2037		2117		2229		2342		2559		2776	
W482124CS	16.4	2066		2159		2244		2363		2483		2713		2943	
W482124	16.4	2293		2396		2491		2623		2756		3011		3266	
• Two sets of butt doors.															
W422424	16.4	1920		2013		2083		2191		2324		2539		2754	
W452424	17.5	2016		2114		2187		2301		2440		2666		2892	
W482424CS	18.7	2117		2220		2296		2416		2562		2799		3036	
• Includes one adjustable shelf.															
W482424	18.7	2308		2420		2503		2633		2793		3051		3309	
• Two sets of butt doors. • Includes one adjustable shelf.															
W422724	18.3	2157		2256		2335		2469		2584		2824		3064	
W452724	19.6	2265		2369		2452		2592		2713		2965		3217	
W482724CS	20.9	2378		2487		2575		2722		2849		3113		3377	
• Includes one adjustable shelf.															
W482724	20.9	2592		2711		2807		2967		3105		3393		3681	
• Two sets of butt doors. • Includes one adjustable shelf.															

Notes below apply to all products in section above:

- 24″ deep cabinets must be fully supported by screws installed in a structural member in the ceiling or soffit, and into adjacent cabinets.
- Load limit is 15 lbs. per square foot of load bearing surface.
- Increased Depths available in 1/4″ increments from 24 1/4″ to 30″.
- Reduced Depths available in 1/4″ increments from 6″ to 23 3/4″.

Door & Drawer Options

AF	AOMD	CC	CG	GAMD	HC	IFHG	MC	MD	MFO	PRMD[1]	SHMD	SPLITDR	SPLITDRWS	TCG	TCP
✓		✓	✓	✓		✓		✓	✓	✓	✓	✓			

End Panel Options

AUTH	CSFPE	EXBK	EXDN	FFD	FL/FR	FPE	INTGE[1]	IPE
✓	✓	✓	✓	✓	✓	✓	✓	✓

Custom Modification Options

ADD_SHLF[2]	ADDTK	ADRW	BVR	CBO	CCO	CFNTO	CFRMO	CLIP	CND	CSDGBK	EX	EX_OL	F.ALL	FBFL	FLUT[3]	FTK	ID	IH[4]
✓		✓	✓	✓	✓	✓	✓	✓	✓	✓	✓	✓			✓	✓	✓	✓

INVFRM	IW[5]	LIGHT	MIP	OBRB	PFINBTMB	RD	RECTK	RH	ROSFLUT	RT[6]	RW	STW	TD	TKP	TVR	WS	WTR
	✓	✓	✓	✓	✓	✓			✓	✓			✓		✓	✓	✓

[1] Not available on 15″ high.
[2] Only available on 24″ and 27″ high.
[3] Not available with 6″ fluting.
[4] Not available on 27″ high.
[5] Not available on 48″ wide.
[6] Not available on 39″ wide.

IH/RH availability charts starting on page G•40.
IW/RW availability charts starting on page G•46.

WALL REFRIGERATOR PULL-OUT CABINET, 18″, 21″, or 24″ HIGH, 24″ DEEP

S

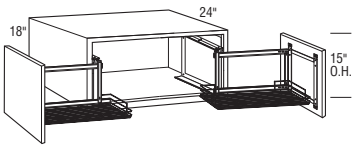

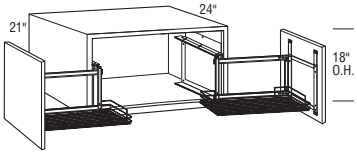

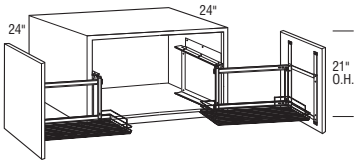

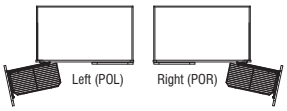

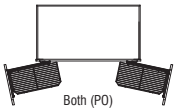

Top View

	Cubic Feet	1	2	3	4	5	6	7
W361824PO L or R	11.3	3040	3117	3174	3267	3373	3555	3737
W371824PO L or R	11.6	3040	3117	3174	3267	3373	3555	3737
W391824PO L or R	12.2	3058	3136	3195	3287	3398	3578	3758
W361824PO	11.3	4489	4566	4623	4716	4822	5004	5186
W371824PO	11.6	4507	4585	4644	4736	4847	5027	5207
W391824PO	12.2	4507	4585	4644	4736	4847	5027	5207
W362124PO L or R	13.0	3102	3181	3254	3348	3443	3633	3823
W372124PO L or R	13.3	3102	3181	3254	3348	3443	3633	3823
W392124PO L or R	14.0	3152	3229	3298	3396	3494	3684	3874
W362124PO	13.0	4551	4630	4703	4797	4892	5082	5272
W372124PO	13.3	4601	4678	4747	4845	4943	5133	5323
W392124PO	14.0	4601	4678	4747	4845	4943	5133	5323
W362424PO L or R	14.7	3182	3271	3331	3432	3551	3746	3941
W372424PO L or R	15.1	3182	3271	3331	3432	3551	3746	3941
W392424PO L or R	15.9	3243	3330	3396	3497	3621	3822	4023
W362424PO	14.7	4631	4720	4780	4881	5000	5195	5390
W372424PO	15.1	4692	4779	4845	4946	5070	5271	5472
W392424PO	15.9	4692	4779	4845	4946	5070	5271	5472

- Door mounted pull-out with a chrome wire rack that extends fully to the front of the cabinet then opens to the side for easy accessibility to contents.
- Designed for use above refrigerator or other high applications.
- Smart Stop feature not available on pull-out.
- Available installed in either the left side, right side or both sides.
- For sufficient pull-out clearance, 13 1/8″ of adjacent space is required for door to open fully when installed near a wall or corner.
- Chrome rack is 10″ wide and 20 13/16″ deep.
- 24″ deep cabinets must be fully supported by screws installed in a structural member in the ceiling or soffit, and into adjacent cabinets.
- Load limit is 15 lbs. per square foot of load bearing surface.
- Not available on Inset and Beaded Inset styles.

Door & Drawer Options

AF	AOMD	CC	CG	GAMD	HC	IFHG	MC	MD	MFO	PRMD	SHMD	SPLITDR	SPLITDRWS	TCG	TCP
									✓						

End Panel Options

AUTH	CSFPE	EXBK	EXDN	FFD	FL/FR	FPE	INTGE	IPE
✓	✓	✓	✓		✓	✓		

Custom Modification Options

ADD_SHLF	ADDTK	ADRW	BVR	CBO	CCO	CFNTO	CFRMO	CLIP	CND	CSDGBK	EX	EX_OL	F.ALL	FBFL	FLUT	FTK	ID	IH[1]
	✓	✓	✓							✓	✓	✓			✓	✓	✓	✓

INVFRM	IW	LIGHT	MIP	OBRB	PFINBTMB	RD	RECTK	RH	ROSFLUT[2]	RT	RW	STW	TD	TKP	TVR	WS	WTR
	✓		✓	✓			✓		✓					✓			✓

[1] Not available on 24″ high.
[2] Not available with 6″ fluting.

Wall Open Cabinets

WALL OPEN CABINET with PLAIN BACK, 30″, 33″, 36″, or 42″ HIGH

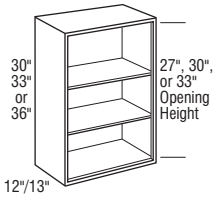

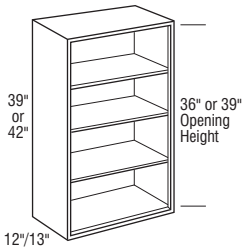

	Cubic Feet	1		2		3		4		5		6		7	
WOCP2430	6.7	1273		1333		1378		1448		1546		1681		1816	
WOCP3030	8.3	1472		1544		1600		1682		1777		1949		2121	
WOCP3630	9.9	1574		1654		1714		1814		1901		2074		2247	
WOCP2433	7.4	1528		1599		1653		1738		1853		2016		2179	
WOCP3033	9.1	1764		1851		1921		2020		2129		2341		2553	
WOCP3633	10.9	1890		1986		2057		2175		2283		2486		2689	
WOCP2436	8.0	1619		1698		1749		1846		1964		2141		2318	
WOCP3036	9.9	1928		2020		2096		2205		2332		2548		2764	
WOCP3636	11.8	2071		2174		2255		2378		2499		2736		2973	
WOCP2439	8.7	1732		1817		1870		1976		2101		2293		2485	
WOCP3039	10.7	2066		2164		2241		2361		2498		2727		2956	
WOCP3639	12.7	2216		2325		2413		2538		2674		2928		3182	
WOCP2442	9.3	1775		1864		1923		2027		2154		2349		2544	
WOCP3042	11.5	2160		2264		2346		2475		2606		2843		3080	
WOCP3642	13.7	2324		2435		2517		2663		2809		3072		3335	

- 30″/33″/36″ high includes two adjustable shelves, and 39″/42″ high includes three adjustable shelves.
- If ordered with Hewn Technique, will not feature sand-through characteristics.
- To change the top rail valance, specify one of the Top Valance Rail modifications.
- Straight Valance is standard on Beaded Inset styles.
- Minimum cabinet width with Arch Valance is 15″.
- Inset and Beaded Inset Door Styles are a standard 13″ deep.
- Full Overlay Styles:
  - Increased Depths available in 1/4″ increments from 12 1/4″ to 30″.
  - Reduced Depths available in 1/4″ increments from 6″ to 11 3/4″.
- Inset and Beaded Inset Styles:
  - Increased Depths available in 1/4″ increments from 13 1/4″ to 30″.
  - Reduced Depths available in 1/4″ increments from 6″ to 12 3/4″.

Door & Drawer Options

AF	AOMD	CC	CG	GAMD	HC	IFHG	MC	MD	MFO	PRMD	SHMD	SPLITDR	SPLITDRWS	TCG	TCP

End Panel Options

AUTH	CSFPE	EXBK	EXDN	FFD	FL/FR	FPE	INTGE	IPE
✓	✓	✓	✓	✓		✓	✓	

Custom Modification Options

ADD_SHLF	ADDTK	ADRW	BVR	CBO	CCO	CFNTO	CFRMO	CLIP[1]	CND	CSDGBK	EX	EX_OL	F.ALL	FBFL	FLUT[2]	FTK	ID[3]	IH
	✓		✓	✓	✓	✓	✓	✓	✓	✓	✓	✓			✓	✓	✓	✓

INVFRM	IW	LIGHT	MIP	OBRB	PFINBTMB	RD[3]	RECTK	RH	ROSFLUT	RT[4]	RW	STW	TD[5]	TKP	TVR	WS[1]	WTR
	✓		✓	✓	✓	✓	✓		✓	✓			✓	✓	✓	✓	✓

[1] Not available on 24″ wide.
[2] Not available with 6″ fluting.
[3] Not available on WOCP2433 and WOCP2436.
[4] Not available on 39″ wide.
[5] Not available on 33″-42″ high.

IH/RH availability charts starting on page G•40.
IW/RW availability charts starting on page G•46.

WALL OPEN CABINET with CAR SIDING BACK, 30″, 33″, 36″, 39″, or 42″ HIGH

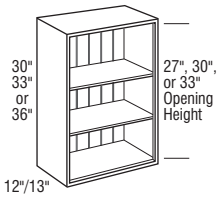

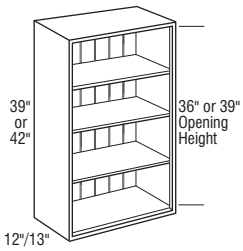

	Cubic Feet	1		2		3		4		5		6		7	
WOCB2430	6.7	1553		1613		1658		1728		1826		1961		2096	
WOCB3030	8.3	1752		1824		1880		1962		2057		2229		2401	
WOCB3630	9.9	1854		1934		1994		2094		2181		2354		2527	
WOCB2433	7.4	1808		1879		1933		2018		2133		2296		2459	
WOCB3033	9.1	2044		2131		2201		2300		2409		2621		2833	
WOCB3633	10.9	2170		2266		2337		2455		2563		2766		2969	
WOCB2436	8.0	1899		1978		2029		2126		2244		2421		2598	
WOCB3036	9.9	2208		2300		2376		2485		2612		2828		3044	
WOCB3636	11.8	2351		2454		2535		2658		2779		3016		3253	
WOCB2439	8.7	2012		2097		2150		2256		2381		2573		2765	
WOCB3039	10.7	2346		2444		2521		2641		2778		3007		3236	
WOCB3639	12.7	2496		2605		2693		2818		2954		3208		3462	
WOCB2442	9.3	2055		2144		2203		2307		2434		2629		2824	
WOCB3042	11.5	2440		2544		2626		2755		2886		3123		3360	
WOCB3642	13.7	2604		2715		2797		2943		3089		3352		3615	

- 30″/33″/36″ high includes two adjustable shelves, and 39″/42″ high includes three adjustable shelves.
- If ordered with Hewn Technique, will not feature sand-through characteristics.
- To change the top rail valance, specify one of the Top Valance Rail modifications.
- Straight Valance is standard on Beaded Inset styles.
- Minimum cabinet width with Arch Valance is 15″.
- Inset and Beaded Inset Door Styles are a standard 13″ deep.
- Full Overlay Styles:
  - Increased Depths available in 1/4″ increments from 12 1/4″ to 30″.
  - Reduced Depths available in 1/4″ increments from 6″ to 11 3/4″.
- Inset and Beaded Inset Styles:
  - Increased Depths available in 1/4″ increments from 13 1/4″ to 30″.
  - Reduced Depths available in 1/4″ increments from 6″ to 12 3/4″.

Door & Drawer Options

AF	AOMD	CC	CG	GAMD	HC	IFHG	MC	MD	MFO	PRMD	SHMD	SPLITDR	SPLITDRWS	TCG	TCB

End Panel Options

AUTH	CSFPE	EXBK	EXDN	FFD	FL/FR	FPE	INTGE	IPE
✓	✓	✓	✓	✓		✓	✓	

Custom Modification Options

ADD_SHLF	ADDTK	ADRW	BVR	CBO	CCO	CFNTO	CFRMO	CLIP[1]	CND	CSDGBK	EX	EX_OL	F.ALL	FBFL	FLUT[2]	FTK	ID[3]	IH
	✓		✓	✓	✓	✓	✓	✓	✓	✓	✓	✓			✓	✓	✓	✓

INVFRM	IW	LIGHT	MIP	OBRB	PFINBTMB	RD[3]	RECTK	RH	ROSFLUT	RT[4]	RW	STW	TD[5]	TKP	TVR	WS[1]	WTR
	✓		✓	✓	✓	✓	✓		✓	✓			✓	✓	✓	✓	✓

[1] Not available on 24″ wide.
[2] Not available with 6″ fluting.
[3] Not available on WOCB2433 and WOCB2436.
[4] Not available on 39″ wide.
[5] Not available on 33″-42″ high.

Wall Corner Cabinets

WALL CORNER SINGLE DOOR, 24″ HIGH

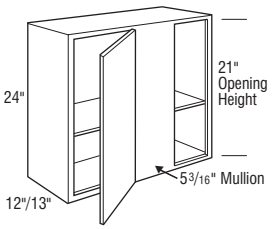

	Cubic Feet	1	2	3	4	5	6	7
WC2424 L or R	5.5	1025	1070	1110	1164	1218	1322	1426
WC2724 L or R	6.1	1079	1126	1164	1222	1286	1391	1496
WC3024 L or R	6.7	1144	1190	1226	1295	1356	1474	1592

- Door will be hinged on same side as blind section unless specified otherwise.
- L or R denotes blind.
- One adjustable shelf.
- Can be pulled 3″.
- When ordering cabinet in a full overlay door style, unit must be pulled at least 1 1/2″ to 3″ from wall.
- Includes one 3″ filler, shipped unattached.
- Inset and Beaded Inset Door Styles are a standard 13″ deep.
- Full Overlay Styles:
  - Increased Depths available in 1/4″ increments from 12 1/4″ to 30″.
  - Reduced Depths available in 1/4″ increments from 6″ to 11 3/4″.
- Inset and Beaded Inset Styles:
  - Increased Depths available in 1/4″ increments from 13 1/4″ to 30″.
  - Reduced Depths available in 1/4″ increments from 6″ to 12 3/4″.

Door & Drawer Options

AF	AOMD	CC	CG	GAMD	HC	IFHG	MC	MD	MFO	PRMD[1]	SHMD	SPLITDR	SPLITDRWS	TCG	TCP
			✓			✓		✓	✓	✓					

End Panel Options

AUTH	CSFPE	EXBK	EXDN	FFD	FL/FR	FPE	INTGE	IPE
✓	✓	✓	✓	✓		✓	✓	✓

Custom Modification Options

ADD_SHLF	ADDTK	ADRW	BVR	CBO	CCO	CFNTO	CFRMO	CLIP[1]	CND	CSDGBK	EX	EX_OL	F.ALL	FBFL	FLUT[2]	FTK	ID	IH
	✓		✓	✓	✓	✓	✓	✓	✓	✓	✓	✓		✓	✓	✓	✓	✓

INVFRM	IW	LIGHT	MIP	OBRB	PFINBTMB	RD	RECTK	RH	ROSFLUT	RT	RW	STW	TD	TKP	TVR	WS	WTR
			✓	✓	✓	✓	✓		✓					✓		✓	✓

[1] Not available on 24″ wide.
[2] Not available with 6″ fluting.

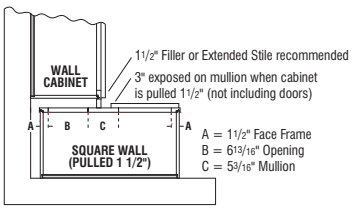

Top View
Full Overlay Styles

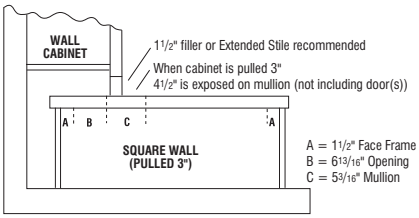

Top View
Full Overlay Styles, Pulled 3″

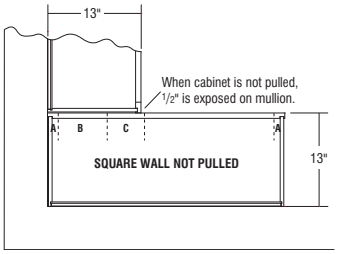

Top View
Inset Styles

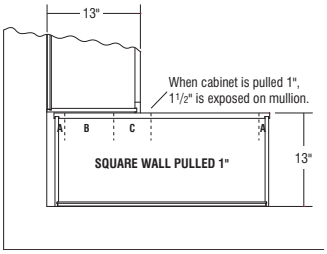

Top View
Inset Syles, Pulled 1″

IH/RH availability charts starting on page G•40.
IW/RW availability charts starting on page G•46.

NEW WALL CORNER SINGLE DOOR, 27″ HIGH

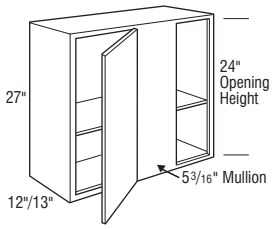

	Cubic Feet	1		2		3		4		5		6		7	
WC2427 L or R	6.1	1025		1070		1110		1164		1218		1322		1426	
WC2727 L or R	6.9	1079		1126		1164		1222		1286		1391		1496	
WC3027 L or R	7.6	1144		1190		1226		1295		1356		1474		1592	

- Door will be hinged on same side as blind section unless specified otherwise.
- L or R denotes blind.
- One adjustable shelf.
- Can be pulled 3″.
- When ordering cabinet in a full overlay door style, unit must be pulled at least 1 1/2″ to 3″ from wall.
- Includes one 3″ filler, shipped unattached.
- Inset and Beaded Inset Door Styles are a standard 13″ deep.
- Full Overlay Styles:
  - Increased Depths available in 1/4″ increments from 12 1/4″ to 30″.
  - Reduced Depths available in 1/4″ increments from 6″ to 11 3/4″.
- Inset and Beaded Inset Styles:
  - Increased Depths available in 1/4″ increments from 13 1/4″ to 30″.
  - Reduced Depths available in 1/4″ increments from 6″ to 12 3/4″.

Door & Drawer Options

AF	AOMD	CC	CG	GAMD	HC	IFHG	MC	MD	MFO	PRMD[1]	SHMD	SPLITDR	SPLITDRWS	TCG	TCP
✓		✓	✓	✓	✓	✓	✓	✓	✓	✓	✓				

End Panel Options

AUTH	CSFPE	EXBK	EXDN	FFD	FL/FR	FPE	INTGE	IPE
✓	✓	✓	✓	✓	✓	✓	✓	✓

Custom Modification Options

ADD_SHLF	ADDTK	ADRW	BVR	CBO	CCO	CFNTO	CFRMO	CLIP[1]	CND	CSDGBK	EX	EX_OL	F.ALL	FBFL	FLUT[2]	FTK	ID	IH
✓			✓	✓	✓	✓	✓	✓	✓	✓	✓	✓		✓	✓	✓	✓	✓

INVFRM	IW	LIGHT	MIP	OBRB	PFINBTMB	RD	RECTK	RH	ROSFLUT	RT	RW	STW	TD	TKP	TVR	WS	WTR
		✓	✓	✓	✓	✓			✓							✓	✓

[1] Not available on 24″ wide.
[2] Not available with 6″ fluting.

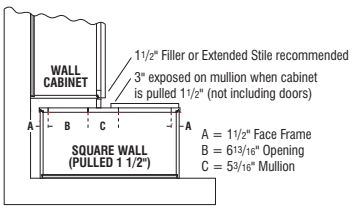

Top View
Full Overlay Styles

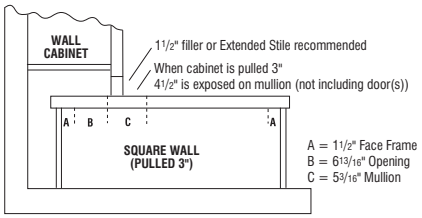

Top View
Full Overlay Styles, Pulled 3″

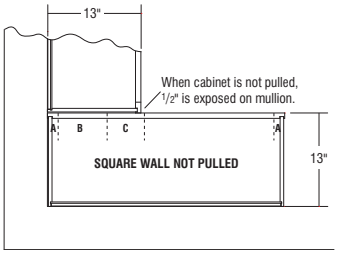

Top View
Inset Styles

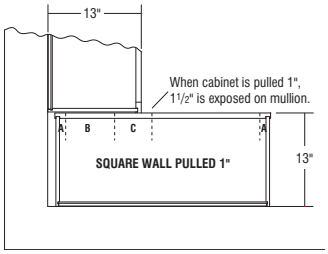

Top View
Inset Styles, Pulled 1″

Wall Corner Cabinets

WALL CORNER SINGLE DOOR, 30″ HIGH

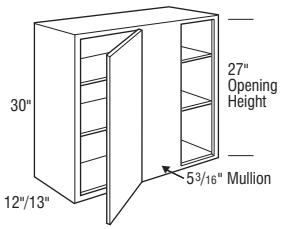

	Cubic Feet	1	2	3	4	5	6	7
WC2430 L or R	6.7	1025	1070	1110	1164	1218	1322	1426
WC2730 L or R	7.5	1079	1126	1164	1222	1286	1391	1496
WC3030 L or R	8.3	1144	1190	1226	1295	1356	1474	1592
WC3330 L or R	9.1	1182	1234	1278	1340	1410	1538	1666
WC3630 L or R	9.9	1257	1322	1363	1436	1507	1636	1765

- Door will be hinged on same side as blind section unless specified otherwise.
- L or R denotes blind.
- Two adjustable shelves.
- Can be pulled 3″.
- When ordering cabinet in a full overlay door style, unit must be pulled at least 1 1/2″ to 3″ from wall.
- Includes one 3″ filler, shipped unattached.
- Inset and Beaded Inset Door Styles are a standard 13″ deep.
- Full Overlay Styles:
  - Increased Depths available in 1/4″ increments from 12 1/4″ to 30″.
  - Reduced Depths available in 1/4″ increments from 6″ to 11 3/4″.
- Inset and Beaded Inset Styles:
  - Increased Depths available in 1/4″ increments from 13 1/4″ to 30″.
  - Reduced Depths available in 1/4″ increments from 6″ to 12 3/4″.

Door & Drawer Options

AF	AOMD	CC	CG	GAMD	HC	IFHG	MC	MD	MFO	PRMD[1]	SHMD	SPLITDR	SPLITDRWS	TCG	TCP
✓		✓	✓	✓	✓	✓	✓	✓	✓	✓	✓				

End Panel Options

AUTH	CSFPE	EXBK	EXDN	FFD	FL/FR	FPE	INTGE	IPE
✓	✓	✓	✓	✓	✓	✓	✓	✓

Custom Modification Options

ADD_SHLF	ADDTK	ADRW	BVR	CBO	CCO	CFNTO	CFRMO	CLIP[2]	CND	CSDGBK	EX	EX_OL	F.ALL	FBFL	FLUT[3]	FTK	ID	IH
✓			✓	✓	✓	✓	✓	✓	✓	✓	✓	✓		✓	✓	✓	✓	✓

INVFRM	IW	LIGHT	MIP	OBRB	PFINBTMB	RD	RECTK	RH	ROSFLUT	RT	RW	STW	TD	TKP	TVR	WS	WTR
		✓	✓	✓	✓	✓		✓	✓							✓	✓

[1] Not available on 24″ wide.
[2] Not available on 24″ wide, with clipped left.
[3] Not available with 6″ fluting.

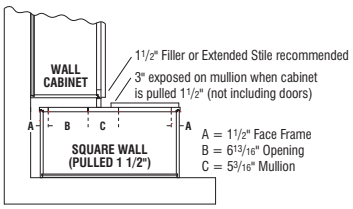

Top View
Full Overlay Styles

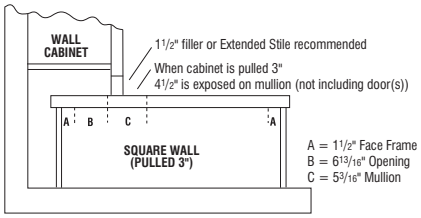

Top View
Full Overlay Styles, Pulled 3″

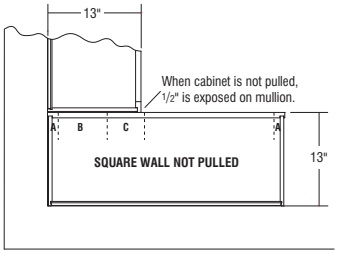

Top View
Inset Styles

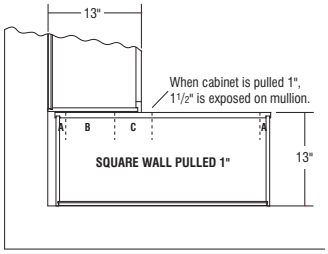

Top View
Inset Styles, Pulled 1″

IH/RH availability charts starting on page G•40.
IW/RW availability charts starting on page G•46.

WALL CORNER DOUBLE DOOR, 30″ HIGH

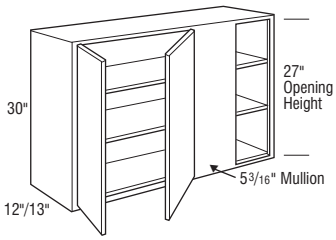

	Cubic Feet	1		2		3		4		5		6		7	
WC3930 L or R	10.7	1664		1739		1806		1892		1989		2166		2343	
WC4230 L or R	11.5	1757		1833		1896		1994		2083		2263		2443	
WC4530 L or R	12.3	1810		1887		1949		2052		2153		2343		2533	
WC4830 L or R	13.1	1833		1918		1982		2091		2195		2383		2571	

- L or R denotes blind.
- Two adjustable shelves.
- Can be pulled 3″.
- When ordering cabinet in a full overlay door style, unit must be pulled at least 1 1/2″ to 3″ from wall.
- Includes one 3″ filler, shipped unattached.
- Inset and Beaded Inset Door Styles are a standard 13″ deep.
- Full Overlay Styles:
  - Increased Depths available in 1/4″ increments from 12 1/4″ to 30″.
  - Reduced Depths available in 1/4″ increments from 6″ to 11 3/4″.
- Inset and Beaded Inset Styles:
  - Increased Depths available in 1/4″ increments from 13 1/4″ to 30″.
  - Reduced Depths available in 1/4″ increments from 6″ to 12 3/4″.

Door & Drawer Options

AF	AOMD	CC	CG	GAMD	HC	IFHG	MC	MD	MFO	PRMD	SHMD	SPLITDR[1]	SPLITDRWS	TCG	TCP
✓		✓	✓	✓	✓	✓	✓	✓	✓	✓	✓	✓			

End Panel Options

AUTH	CSFPE	EXBK	EXDN	FFD	FL/FR	FPE	INTGE	IPE
✓	✓	✓	✓	✓	✓	✓	✓	✓

Custom Modification Options

ADD_SHLF	ADDTK	ADRW	BVR	CBO	CCO	CFNTO	CFRMO	CLIP[2]	CND	CSDGBK	EX	EX_OL	F.ALL	FBFL	FLUT[3]	FTK	ID	IH
✓			✓	✓	✓	✓	✓	✓	✓	✓	✓	✓		✓	✓	✓	✓	✓

INVFRM	IW	LIGHT	MIP	OBRB	PFINBTMB	RD	RECTK	RH	ROSFLUT	RT	RW	STW	TD	TKP	TVR	WS	WTR
		✓	✓	✓	✓	✓		✓	✓							✓	✓

[1] Not available on 39″ or 42″ wide.
[2] Not available with clipped left.
[3] Not available with 6″ fluting.

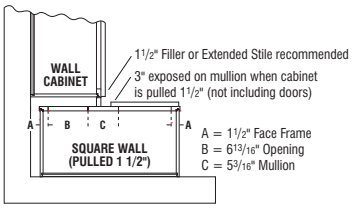

Top View
Full Overlay Styles

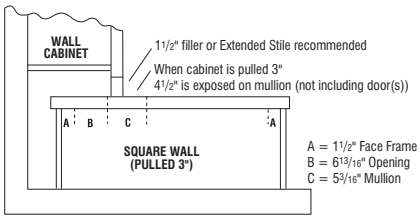

Top View
Full Overlay Styles, Pulled 3″

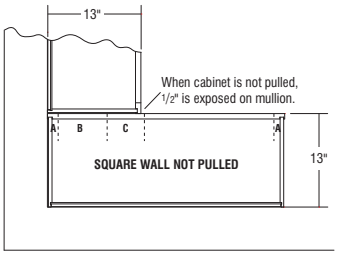

Top View
Inset Styles

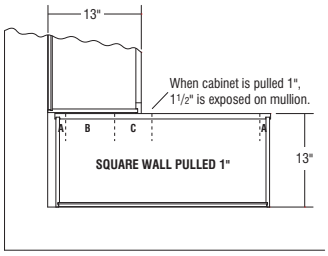

Top View
Inset Styles, Pulled 1″

Wall Corner Cabinets

WALL CORNER SINGLE DOOR, 33″ HIGH

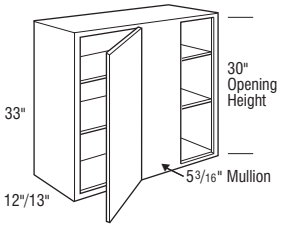

	Cubic Feet	1	2	3	4	5	6	7
WC2433 L or R	7.4	1303	1356	1409	1481	1551	1685	1819
WC2733 L or R	8.3	1370	1431	1481	1557	1640	1775	1910
WC3033 L or R	9.1	1454	1514	1564	1647	1731	1883	2035
WC3333 L or R	10.0	1507	1571	1631	1710	1798	1962	2126
WC3633 L or R	10.9	1605	1685	1739	1832	1925	2093	2261

- Door will be hinged on same side as blind section unless specified otherwise.
- L or R denotes blind.
- Two adjustable shelves.
- Can be pulled 3″.
- When ordering cabinet in a full overlay door style, unit must be pulled at least 1 1/2″ to 3″ from wall.
- Includes one 3″ filler, shipped unattached.
- Inset and Beaded Inset Door Styles are a standard 13″ deep.
- Full Overlay Styles:
  - Increased Depths available in 1/4″ increments from 12 1/4″ to 30″.
  - Reduced Depths available in 1/4″ increments from 6″ to 11 3/4″.
- Inset and Beaded Inset Styles:
  - Increased Depths available in 1/4″ increments from 13 1/4″ to 30″.
  - Reduced Depths available in 1/4″ increments from 6″ to 12 3/4″.

Door & Drawer Options

AF	AOMD	CC	CG	GAMD	HC	IFHG	MC	MD	MFO	PRMD[1]	SHMD	SPLITDR	SPLITDRWS	TCG	TCP
✓		✓	✓	✓	✓	✓	✓	✓	✓	✓	✓				

End Panel Options

AUTH	CSFPE	EXBK	EXDN	FFD	FL/FR	FPE	INTGE	IPE
✓	✓	✓	✓	✓	✓	✓	✓	✓

Custom Modification Options

ADD_SHLF	ADDTK	ADRW	BVR	CBO	CCO	CFNTO	CFRMO	CLIP[2]	CND	CSDGBK	EX	EX_OL	F.ALL	FBFL	FLUT[3]	FTK	ID	IH
✓			✓	✓	✓	✓	✓	✓	✓	✓	✓	✓		✓	✓	✓	✓	✓

INVFRM	IW	LIGHT	MIP	OBRB	PFINBTMB	RD	RECTK	RH	ROSFLUT	RT	RW	STW	TD	TKP	TVR	WS	WTR
		✓	✓	✓	✓	✓			✓							✓	✓

[1] Not available for 24″ wide.
[2] Not available on 24″ wide, with clipped left.
[3] Not available with 6″ fluting.

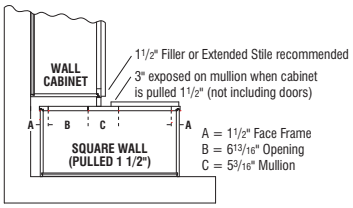

Top View
Full Overlay Styles

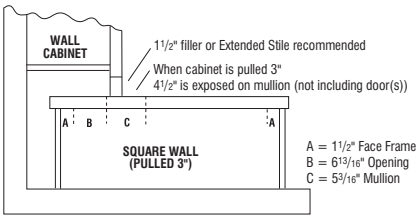

Top View
Full Overlay Styles, Pulled 3″

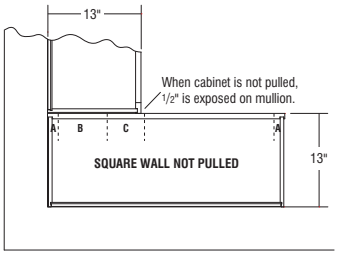

Top View
Inset Styles

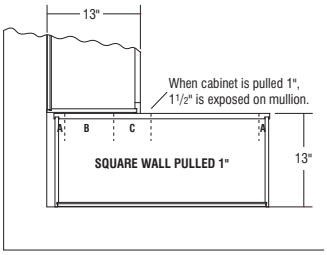

Top View,
Inset Styles, Pulled 1″

IH/RH availability charts starting on page G•40.
IW/RW availability charts starting on page G•46.

WALL CORNER DOUBLE DOOR, 33″ HIGH

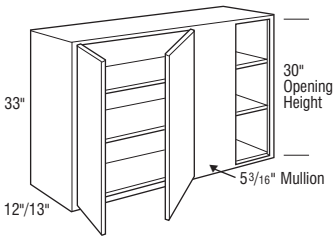

	Cubic Feet	1		2		3		4		5		6		7	
WC3933 L or R	11.7	2133		2230		2313		2427		2558		2783		3008	
WC4233 L or R	12.6	2245		2352		2432		2561		2674		2908		3142	
WC4533 L or R	13.5	2316		2421		2496		2633		2764		3011		3258	
WC4833 L or R	14.3	2352		2465		2544		2684		2820		3068		3316	

- L or R denotes blind.
- Two adjustable shelves.
- Can be pulled 3″.
- When ordering cabinet in a full overlay door style, unit must be pulled at least 1 1/2″ to 3″ from wall.
- Includes one 3″ filler, shipped unattached.
- Inset and Beaded Inset Door Styles are a standard 13″ deep.
- Full Overlay Styles:
  - Increased Depths available in 1/4″ increments from 12 1/4″ to 30″.
  - Reduced Depths available in 1/4″ increments from 6″ to 11 3/4″.
- Inset and Beaded Inset Styles:
  - Increased Depths available in 1/4″ increments from 13 1/4″ to 30″.
  - Reduced Depths available in 1/4″ increments from 6″ to 12 3/4″.

Door & Drawer Options

AF	AOMD	CC	CG	GAMD	HC	IFHG	MC	MD	MFO	PRMD	SHMD	SPLITDR[1]	SPLITDRWS	TCG	TCP
✓		✓	✓	✓	✓	✓	✓	✓	✓	✓	✓	✓			

End Panel Options

AUTH	CSFPE	EXBK	EXDN	FFD	FL/FR	FPE	INTGE	IPE
✓	✓	✓	✓	✓	✓	✓	✓	✓

Custom Modification Options

ADD_SHLF	ADDTK	ADRW	BVR	CBO	CCO	CFNTO	CFRMO	CLIP[2]	CND	CSDGBK	EX	EX_OL	F.ALL	FBFL	FLUT[3]	FTK	ID	IH
✓			✓	✓	✓	✓	✓	✓	✓	✓	✓	✓		✓	✓	✓	✓	✓

INVFRM	IW	LIGHT	MIP	OBRB	PFINBTMB	RD	RECTK	RH	ROSFLUT	RT	RW	STW	TD	TKP	TVR	WS	WTR
		✓	✓	✓	✓	✓			✓							✓	✓

[1] Not available on 39″ or 42″ wide.
[2] Not available with clipped left.
[3] Not available with 6″ fluting.

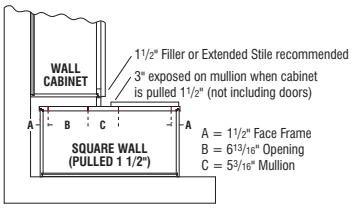

Top View
Full Overlay Styles

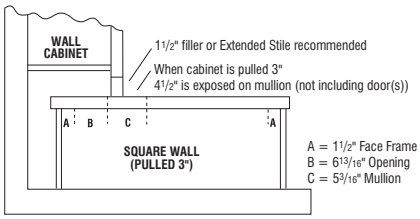

Top View
Full Overlay Styles, Pulled 3″

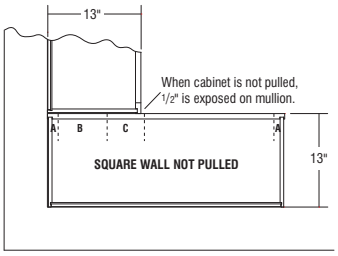

Top View
Inset Styles

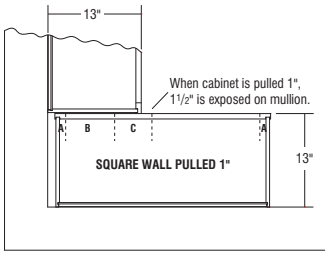

Top View
Inset Styles, Pulled 1″

Wall Corner Cabinets

WALL CORNER SINGLE DOOR, 36″ HIGH

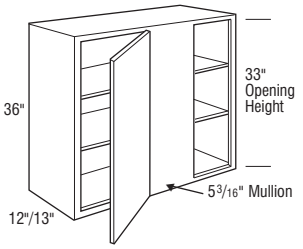

	Cubic Feet	1		2		3		4		5		6		7	
WC2436 L or R	8.0	1476		1546		1604		1683		1719		1867		2015	
WC2736 L or R	9.0	1555		1626		1679		1763		1797		1956		2115	
WC3036 L or R	9.9	1592		1667		1725		1817		1908		2068		2228	
WC3336 L or R	10.9	1663		1738		1797		1887		1979		2158		2337	
WC3636 L or R	11.8	1757		1833		1896		1994		2095		2279		2463	

- Door will be hinged on same side as blind section unless specified otherwise.
- L or R denotes blind.
- Two adjustable shelves.
- Can be pulled 3″.
- When ordering cabinet in a full overlay door style, unit must be pulled at least 1 1/2″ to 3″ from wall.
- Includes one 3″ filler, shipped unattached.
- Inset and Beaded Inset Door Styles are a standard 13″ deep.
- Full Overlay Styles:
  - Increased Depths available in 1/4″ increments from 12 1/4″ to 30″.
  - Reduced Depths available in 1/4″ increments from 6″ to 11 3/4″.
- Inset and Beaded Inset Styles:
  - Increased Depths available in 1/4″ increments from 13 1/4″ to 30″.
  - Reduced Depths available in 1/4″ increments from 6″ to 12 3/4″.

Door & Drawer Options

AF	AOMD	CC	CG	GAMD	HC	IFHG	MC	MD	MFO	PRMD	SHMD	SPLITDR	SPLITDRWS	TCG	TCP
✓		✓	✓	✓	✓	✓	✓	✓	✓	✓	✓			✓	✓

End Panel Options

AUTH	CSFPE	EXBK	EXDN	FFD	FL/FR	FPE	INTGE	IPE
✓	✓	✓	✓	✓	✓	✓	✓	✓

Custom Modification Options

ADD_SHLF	ADDTK	ADRW	BVR	CBO	CCO	CFNTO	CFRMO	CLIP[1]	CND	CSDGBK	EX	EX_QL	F.ALL	FBFL	FLUT[2]	FTK	ID	IH
✓			✓	✓	✓	✓	✓	✓	✓	✓	✓	✓		✓	✓	✓	✓	✓

INVFRM	IW	LIGHT	MIP	OBRB	PFINBTMB	RD	RECTK	RH	ROSFLUT	RT	RW	STW	TD	TKP	TVR	WS	WTR
		✓	✓	✓	✓	✓			✓							✓	✓

[1] Not available on 24″ wide, with clipped left.
[2] Not available with 6″ fluting.

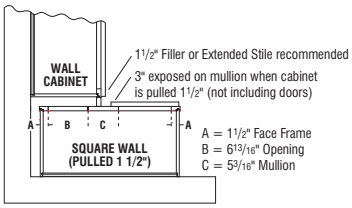

Top View
Full Overlay Styles

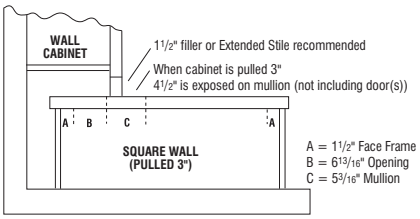

Top View
Full Overlay Styles, Pulled 3″

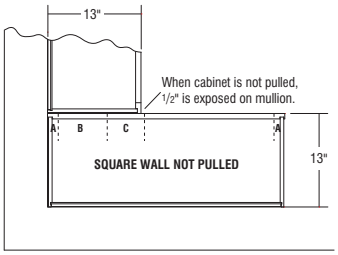

Top View
Inset Styles

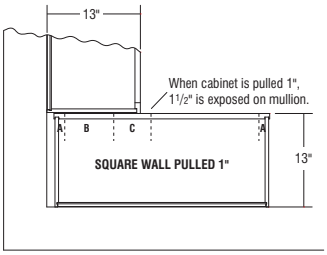

Top View
Inset Styles, Pulled 1″

IH/RH availability charts starting on page G•40.
IW/RW availability charts starting on page G•46.

WALL CORNER DOUBLE DOOR, 36″ HIGH

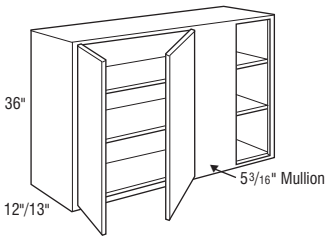

	Cubic Feet	1		2		3		4		5		6		7	
WC3936 L or R	12.7	2234		2335		2416		2539		2684		2923		3162	
WC4236 L or R	13.7	2362		2471		2555		2685		2839		3093		3347	
WC4536 L or R	14.6	2495		2614		2700		2842		3003		3272		3541	
WC4836 L or R	15.6	2639		2763		2858		3004		3175		3459		3743	

- L or R denotes blind.
- Two adjustable shelves.
- Can be pulled 3″.
- When ordering cabinet in a full overlay door style, unit must be pulled at least 1 1/2″ to 3″ from wall.
- Includes one 3″ filler, shipped unattached.
- Inset and Beaded Inset Door Styles are a standard 13″ deep.
- Full Overlay Styles:
  - Increased Depths available in 1/4″ increments from 12 1/4″ to 30″.
  - Reduced Depths available in 1/4″ increments from 6″ to 11 3/4″.
- Inset and Beaded Inset Styles:
  - Increased Depths available in 1/4″ increments from 13 1/4″ to 30″.
  - Reduced Depths available in 1/4″ increments from 6″ to 12 3/4″.

Door & Drawer Options

AF	AOMD	CC	CG	GAMD	HC	IFHG	MC	MD	MFO	PRMD	SHMD	SPLITDR[1]	SPLITDRWS	TCG	TCP
✓		✓	✓	✓	✓	✓	✓	✓	✓	✓	✓	✓		✓	✓

End Panel Options

AUTH	CSFPE	EXBK	EXDN	FFD	FL/FR	FPE	INTGE	IPE
✓	✓	✓	✓	✓	✓	✓	✓	✓

Custom Modification Options

ADD_SHLF	ADDTK	ADRW	BVR	CBO	CCO	CFNTO	CFRMO	CLIP[2]	CND	CSDGBK	EX	EX_OL	F.ALL	FBFL	FLUT[3]	FTK	ID	IH
✓			✓	✓	✓	✓	✓	✓	✓	✓	✓	✓		✓	✓	✓	✓	✓

INVFRM	IW	LIGHT	MIP	OBRB	PFINBTMB	RD	RECTK	RH	ROSFLUT	RT	RW	STW	TD	TKP	TVR	WS	WTR
		✓	✓	✓	✓	✓			✓							✓	✓

[1] Not available on 39″ or 42″ wide.
[2] Not available with clipped left.
[3] Not available with 6″ fluting.

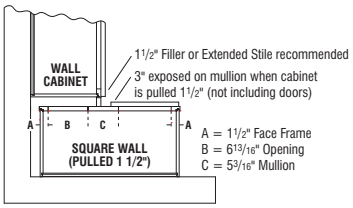

Top View
Full Overlay Styles

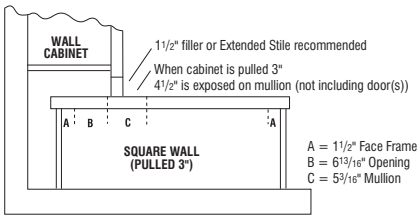

Top View
Full Overlay Styles, Pulled 3″

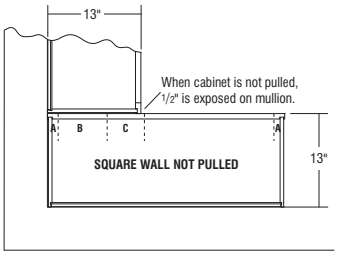

Top View
Inset Styles

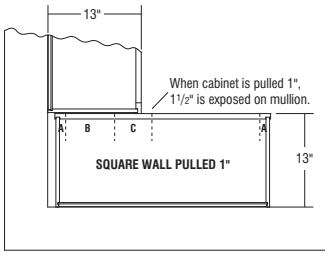

Top View
Inset Styles, Pulled 1″

Wall Corner Cabinets

WALL CORNER SINGLE DOOR, 39″ HIGH

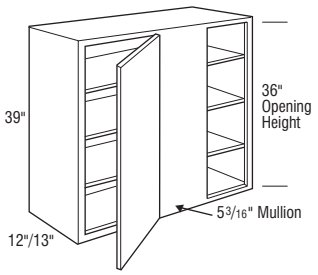

	Cubic Feet	1		2		3		4		5		6		7	
WC2439 L or R	8.7	1751		1832		1903		1999		2042		2218		2394	
WC2739 L or R	9.7	1843		1929		1994		2094		2138		2325		2512	
WC3039 L or R	10.7	1887		1978		2051		2155		2266		2465		2664	
WC3339 L or R	11.7	1973		2063		2138		2243		2353		2569		2785	
WC3639 L or R	12.7	2086		2180		2256		2373		2492		2714		2936	

- Door will be hinged on same side as blind section unless specified otherwise.
- L or R denotes blind.
- Three adjustable shelves.
- Can be pulled 3″.
- When ordering cabinet in a full overlay door style, unit must be pulled at least 1 1/2″ to 3″ from wall.
- Includes one 3″ filler, shipped unattached.
- Inset and Beaded Inset Door Styles are a standard 13″ deep.
- Full Overlay Styles:
  - Increased Depths available in 1/4″ increments from 12 1/4″ to 30″.
  - Reduced Depths available in 1/4″ increments from 6″ to 11 3/4″.
- Inset and Beaded Inset Styles:
  - Increased Depths available in 1/4″ increments from 13 1/4″ to 30″.
  - Reduced Depths available in 1/4″ increments from 6″ to 12 3/4″.

Door & Drawer Options

AF	AOMD	CC	CG	GAMD	HC	IFHG	MC	MD	MFO	PRMD[1]	SHMD	SPLITDR	SPLITDRWS	TCG	TCP
✓		✓	✓	✓	✓	✓	✓	✓	✓	✓	✓			✓	✓

End Panel Options

AUTH	CSFPE	EXBK	EXDN	FFD	FL/FR	FPE	INTGE	IPE
✓	✓	✓	✓	✓	✓	✓	✓	✓

Custom Modification Options

ADD_SHLF	ADDTK	ADRW	BVR	CBO	CCO	CFNTO	CFRMO	CLIP[2]	CND	CSDGBK	EX	EX_OL	F.ALL	FBFL	FLUT[3]	FTK	ID	IH
✓			✓	✓	✓	✓	✓	✓	✓	✓	✓	✓		✓	✓	✓	✓	✓

INVFRM	IW	LIGHT	MIP	OBRB	PFINBTMB	RD	RECTK	RH	ROSFLUT	RT	RW	STW	TD	TKP	TVR	WS	WTR
		✓	✓	✓	✓	✓			✓							✓	✓

[1] Not available on 24″ wide.
[2] Not available on 24″ wide, with clipped left.
[3] Not available with 6″ fluting.

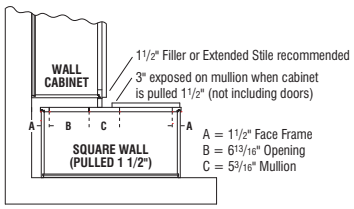

Top View
Full Overlay Styles

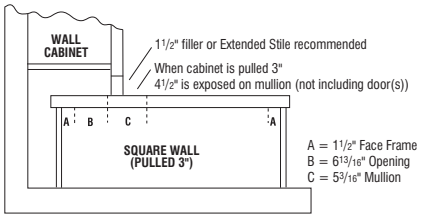

Top View
Full Overlay Styles, Pulled 3″

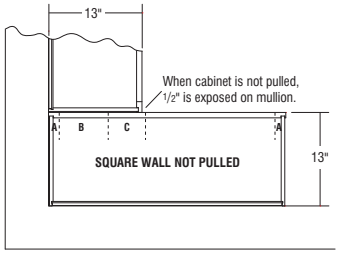

Top View
Inset Styles

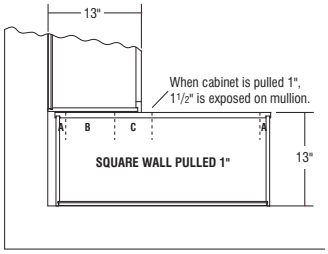

Top View
Inset Styles, Pulled 1″

IH/RH availability charts starting on page G•40.
IW/RW availability charts starting on page G•46.

WALL CORNER DOUBLE DOOR, 39″ HIGH

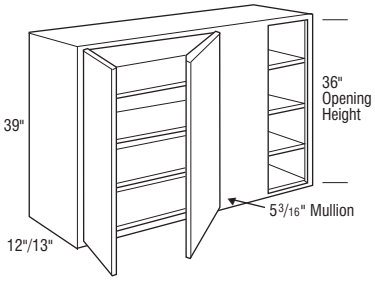

	Cubic Feet	1		2		3		4		5		6		7	
WC3939 L or R	13.8	2302		2411		2489		2620		2768		3015		3262	
WC4239 L or R	14.8	2436		2546		2631		2769		2928		3190		3452	
WC4539 L or R	15.8	2575		2692		2784		2929		3099		3374		3649	
WC4839 L or R	16.8	2722		2849		2946		3100		3278		3569		3860	

- L or R denotes blind.
- Three adjustable shelves.
- Can be pulled 3″.
- When ordering cabinet in a full overlay door style, unit must be pulled at least 1 1/2″ to 3″ from wall.
- Includes one 3″ filler, shipped unattached.
- Inset and Beaded Inset Door Styles are a standard 13″ deep.
- Full Overlay Styles:
  - Increased Depths available in 1/4″ increments from 12 1/4″ to 30″.
  - Reduced Depths available in 1/4″ increments from 6″ to 11 3/4″.
- Inset and Beaded Inset Styles:
  - Increased Depths available in 1/4″ increments from 13 1/4″ to 30″.
  - Reduced Depths available in 1/4″ increments from 6″ to 12 3/4″.

Door & Drawer Options

AF	AOMD	CC	CG	GAMD	HC	IFHG	MC	MD	MFO	PRMD	SHMD	SPLITDR[1]	SPLITDRWS	TCG	TCP
✓		✓	✓	✓	✓	✓	✓	✓	✓	✓	✓	✓		✓	✓

End Panel Options

AUTH	CSFPE	EXBK	EXDN	FFD	FL/FR	FPE	INTGE	IPE
✓	✓	✓	✓	✓	✓	✓	✓	✓

Custom Modification Options

ADD_SHLF	ADDTK	ADRW	BVR	CBO	CCO	CFNTO	CFRMO	CLIP[2]	CND	CSDGBK	EX	EX_OL	F.ALL	FBFL	FLUT[3]	FTK	ID	IH
✓			✓	✓	✓	✓	✓	✓	✓	✓	✓	✓		✓	✓	✓	✓	✓

INVFRM	IW	LIGHT	MIP	OBRB	PFINBTMB	RD	RECTK	RH	ROSFLUT	RT	RW	STW	TD	TKP	TVR	WS	WTR
		✓	✓	✓	✓	✓			✓							✓	✓

[1] Not available on 39″ or 42″ wide.
[2] Not available with clipped left.
[3] Not available with 6″ fluting.

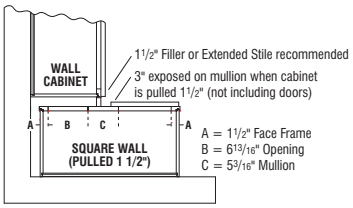

Top View
Full Overlay Styles

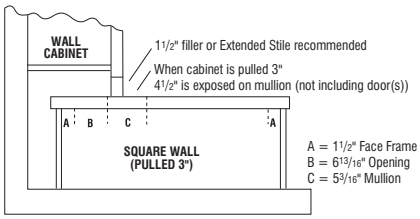

Top View
Full Overlay Styles, Pulled 3″

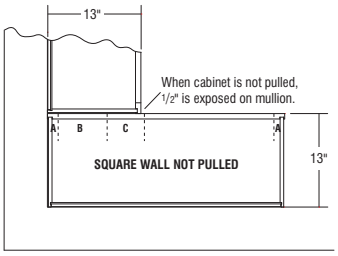

Top View
Inset Styles

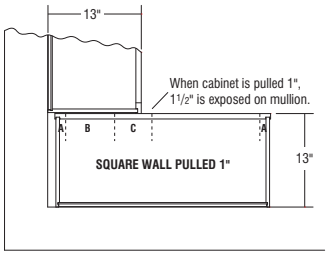

Top View
Inset Styles, Pulled 1″

Wall Corner Cabinets

WALL CORNER SINGLE DOOR, 42″ HIGH

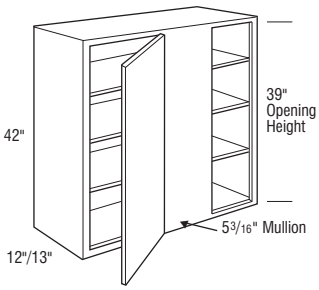

	Cubic Feet	1		2		3		4		5		6		7	
WC2442 L or R	9.3	1929		2020		2084		2193		2195		2383		2571	
WC2742 L or R	10.4	2025		2120		2197		2309		2302		2505		2708	
WC3042 L or R	11.5	2041		2136		2295		2417		2430		2641		2852	
WC3342 L or R	12.6	2120		2218		2380		2511		2530		2759		2988	
WC3642 L or R	13.7	2233		2334		2417		2539		2655		2896		3137	

- Door will be hinged on same side as blind section unless specified otherwise.
- L or R denotes blind.
- Three adjustable shelves.
- Can be pulled 3″.
- When ordering cabinet in a full overlay door style, unit must be pulled at least 1 1/2″ to 3″ from wall.
- Includes one 3″ filler, shipped unattached.
- Inset and Beaded Inset Door Styles are a standard 13″ deep.
- Full Overlay Styles:
  - Increased Depths available in 1/4″ increments from 12 1/4″ to 30″.
  - Reduced Depths available in 1/4″ increments from 6″ to 11 3/4″.
- Inset and Beaded Inset Styles:
  - Increased Depths available in 1/4″ increments from 13 1/4″ to 30″.
  - Reduced Depths available in 1/4″ increments from 6″ to 12 3/4″.

Door & Drawer Options

AF	AOMD	CC	CG	GAMD	HC	IFHG	MC	MD	MFO	PRMD[1]	SHMD	SPLITDR	SPLITDRWS	TCG	TCP
✓		✓	✓	✓	✓	✓	✓	✓	✓	✓	✓			✓	✓

End Panel Options

AUTH	CSFPE	EXBK	EXDN	FFD	FL/FR	FPE	INTGE	IPE
✓	✓	✓	✓	✓	✓	✓	✓	✓

Custom Modification Options

ADD_SHLF	ADDTK	ADRW	BVR	CBO	CCO	CFNTO	CFRMO	CLIP[2]	CND	CSDGBK	EX	EX_QL	F.ALL	FBFL	FLUT[3]	FTK	ID	IH
✓			✓	✓	✓	✓	✓	✓	✓	✓	✓	✓		✓	✓	✓	✓	✓

INVFRM	IW	LIGHT	MIP	OBRB	PFINBTMB	RD	RECTK	RH	ROSFLUT	RT	RW	STW	TD	TKP	TVR	WS	WTR
		✓	✓	✓	✓	✓			✓							✓	✓

[1] Not available on 24″ wide.
[2] Not available on 24″ wide, with clipped left.
[3] Not available with 6″ fluting.

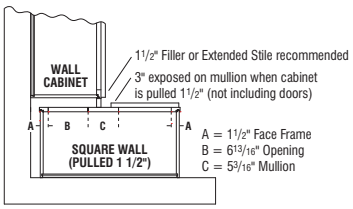

Top View
Full Overlay Styles

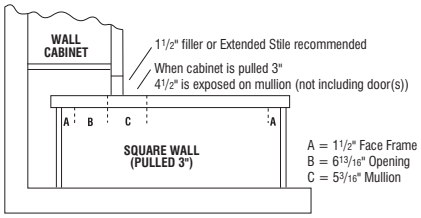

Top View
Full Overlay Styles, Pulled 3″

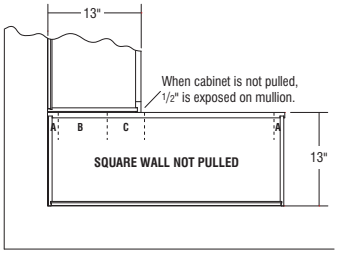

Top View
Inset Styles

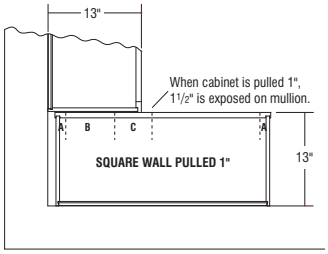

Top View
Inset Styles, Pulled 1″

IH/RH availability charts starting on page G•40.
IW/RW availability charts starting on page G•46.

WALL CORNER DOUBLE DOOR, 42″ HIGH

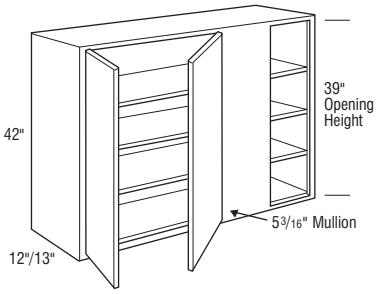

	Cubic Feet	1		2		3		4		5		6		7	
WC3942 L or R	14.8	2478		2588		2678		2817		2968		3237		3506	
WC4242 L or R	15.9	2721		2845		2946		3098		3261		3548		3835	
WC4542 L or R	17.0	2802		2933		3029		3189		3350		3654		3958	
WC4842 L or R	18.1	2848		2973		3084		3246		3417		3726		4035	

- L or R denotes blind.
- Three adjustable shelves.
- Can be pulled 3″.
- When ordering cabinet in a full overlay door style, unit must be pulled at least 1 1/2″ to 3″ from wall.
- Includes one 3″ filler, shipped unattached.
- Inset and Beaded Inset Door Styles are a standard 13″ deep.
- Full Overlay Styles:
  - Increased Depths available in 1/4″ increments from 12 1/4″ to 30″.
  - Reduced Depths available in 1/4″ increments from 6″ to 11 3/4″.
- Inset and Beaded Inset Styles:
  - Increased Depths available in 1/4″ increments from 13 1/4″ to 30″.
  - Reduced Depths available in 1/4″ increments from 6″ to 12 3/4″.

Door & Drawer Options

AF	AOMD	CC	CG	GAMD	HC	IFHG	MC	MD	MFO	PRMD	SHMD	SPLITDR[1]	SPLITDRWS	TCG	TCP
✓		✓	✓	✓	✓	✓	✓	✓	✓	✓	✓	✓		✓	✓

End Panel Options

AUTH	CSFPE	EXBK	EXDN	FFD	FL/FR	FPE	INTGE	IPE
✓	✓	✓	✓	✓	✓	✓	✓	✓

Custom Modification Options

ADD_SHLF	ADDTK	ADRW	BVR	CBO	CCO	CFNTO	CFRMO	CLIP[2]	CND	CSDGBK	EX	EX_OL	F.ALL	FBFL	FLUT[3]	FTK	ID	IH
✓			✓	✓	✓	✓	✓	✓	✓	✓	✓	✓		✓	✓	✓	✓	✓

INVFRM	IW	LIGHT	MIP	OBRB	PFINBTMB	RD	RECTK	RH	ROSFLUT	RT	RW	STW	TD	TKP	TVR	WS	WTR
		✓	✓	✓	✓	✓			✓							✓	✓

[1] Not available on 39″ or 42″ wide.
[2] Not available with clipped left.
[3] Not available with 6″ fluting.

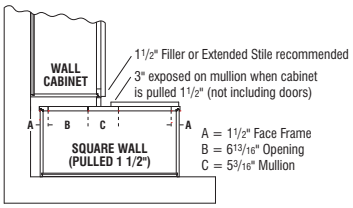

Top View
Full Overlay Styles

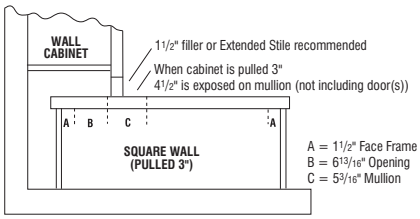

Top View
Full Overlay Styles, Pulled 3″

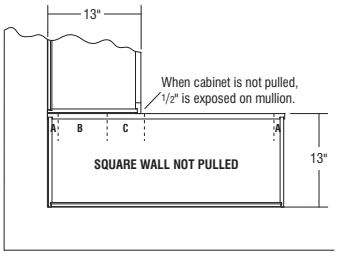

Top View
Inset Styles

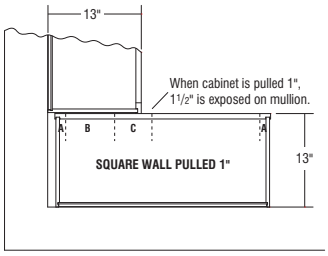

Top View
Inset Styles, Pulled 1″

Wall Corner Cabinets

EASY REACH WALL CORNER, 30″, 33″, 36″, 39″, or 42″ HIGH

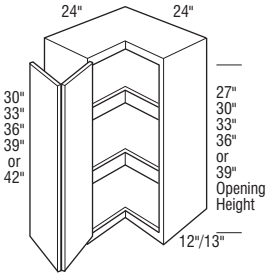

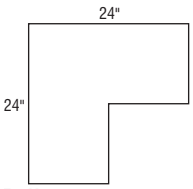

Top View

	Cubic Feet	1		2		3		4		5		6		7	
ER30 L or R	12.3	1725		1754		1851		1966		2047		2228		2409	
ER33 L or R	13.5	1984		2015		2127		2257		2357		2567		2777	
ER36 L or R	14.7	2075		2126		2243		2369		2458		2673		2888	

- Includes two shelves.

ER39 L or R	15.8	2387		2444		2578		2721		2827		3077		3327	
ER42 L or R	17.0	2468		2501		2642		2810		2911		3170		3429	

- Includes three shelves.

Notes below apply to all products in section above:

- Doors are connected with bifold hinge.
- End panels must be equal in size.
- Inset and Beaded Inset Door Styles are a standard 13″ deep.
- Increased Depths available in 3″ increments to 15″.
- Reduced Depths available in 3″ increments to 9″.

Door & Drawer Options

AF	AOMD	CC	CG	GAMD	HC	IFHG	MC	MD	MFO	PRMD	SHMD	SPLITDR	SPLITDRWS	TCG	TCP
						✓			✓						

End Panel Options

AUTH	CSFPE	EXBK	EXDN	FFD	FL/FR	FPE	INTGE	IPE
✓	✓		✓		✓	✓	✓	✓

Custom Modification Options

ADD_SHLF	ADDTK	ADRW	BVR	CBO	CCO	CFNTO	CFRMO	CLIP	CND	CSDGBK	EX	EX_OL	F.ALL	FBFL	FLUT[1]	FTK	ID	IH
	✓		✓	✓	✓				✓	✓	✓	✓			✓	✓		✓

INVFRM	IW	LIGHT	MIP	OBRB	PFINBTMB	RD	RECTK	RH[2]	ROSFLUT	RT	RW	STW	TD	TKP	TVR	WS	WTR
		✓	✓	✓	✓		✓	✓	✓					✓	✓		✓

[1] Not available with 6″ fluting.
[2] Only available on 30″ high.

ASYMMETRICAL EASY REACH WALL CORNER, 30″, 33″, or 36″ HIGH

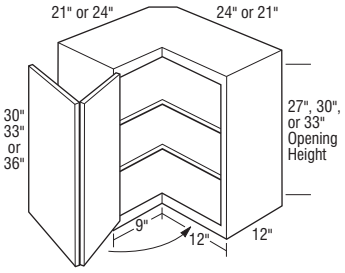

ER302121 L or R	9.6	1658		1686		1779		1890		1968		2142		2316	
ER302124 L or R	12.3	1725		1754		1851		1966		2047		2228		2409	
ER302421 L or R	12.3	1725		1754		1851		1966		2047		2228		2409	
ER332121 L or R	10.6	1780		1811		1911		2030		2113		2300		2487	
ER332124 L or R	11.9	1903		1935		2042		2169		2259		2458		2657	
ER332421 L or R	11.9	1903		1935		2042		2169		2259		2458		2657	
ER362121 L or R	11.5	1903		1935		2042		2169		2259		2458		2657	
ER362124 L or R	14.7	2075		2126		2243		2369		2458		2673		2888	
ER362421 L or R	14.7	2075		2126		2243		2369		2458		2673		2888	

- Includes two adjustable shelves.
- Hinged door opens to 170°.
- Legs at the front frames are 9″ on 21″ leg and 12″ on 24″ leg.
- ER _ _ 2124 L shown.
- Not available on Inset and Beaded Inset styles.

Door & Drawer Options

AF	AOMD	CC	CG	GAMD	HC	IFHG	MC	MD	MFO	PRMD	SHMD	SPLITDR	SPLITDRWS	TCG	TCP
									✓						

End Panel Options

AUTH	CSFPE	EXBK	EXDN	FFD	FL/FR	FPE	INTGE	IPE
✓	✓		✓		✓	✓	✓	

Custom Modification Options

ADD_SHLF	ADDTK	ADRW	BVR	CBO	CCO	CFNTO	CFRMO	CLIP	CND	CSDGBK	EX	EX_OL	F.ALL	FBFL	FLUT[1]	FTK	ID	IH
	✓		✓	✓	✓	✓	✓		✓	✓	✓	✓			✓			✓

INVFRM	IW	LIGHT	MIP	OBRB	PFINBTMB	RD	RECTK	RH[2]	ROSFLUT	RT	RW	STW	TD	TKP	TVR	WS	WTR
		✓		✓	✓		✓	✓	✓					✓			✓

[1] Not available with 6″ fluting.
[2] Only available on 30″ high.

IH/RH availability charts starting on page G•40.
IW/RW availability charts starting on page G•46.

ASYMMETRICAL EASY REACH WALL CORNER, 39″ or 42″ HIGH

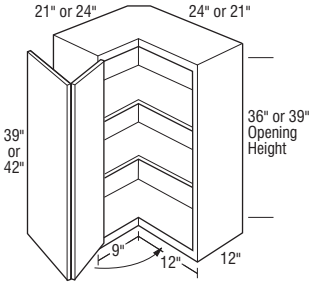

	Cubic Feet	1	2	3	4	5	6	7
ER392121 L or R	12.4	2287	2326	2455	2607	2715	2955	3195
ER392124 L or R	15.8	2387	2444	2578	2721	2827	3077	3327
ER392421 L or R	15.8	2387	2444	2578	2721	2827	3077	3327
ER422121 L or R	13.3	2361	2402	2534	2692	2803	3051	3299
ER422124 L or R	17.0	2468	2501	2642	2810	2911	3170	3429
ER422421 L or R	17.0	2468	2501	2642	2810	2911	3170	3429

- Includes two adjustable shelves.
- Hinged door opens to 170°.
- Legs at the front frames are 9″ on 21″ leg and 12″ on 24″ leg.
- ER _ _ 2124 L shown.
- Not available on Inset and Beaded Inset styles.

Door & Drawer Options

AF	AOMD	CC	CG	GAMD	HC	IFHG	MC	MD	MFO	PRMD	SHMD	SPLITDR	SPLITDRWS	TCG	TCP
									✓						

End Panel Options

AUTH	CSFPE	EXBK	EXDN	FFD	FL/FR	FPE	INTGE	IPE
✓	✓		✓		✓	✓	✓	

Custom Modification Options

ADD_SHLF	ADDTK	ADRW	BVR	CBO	CCO	CFNTO	CFRMO	CLIP	CND	CSDGBK	EX	EX_OL	F.ALL	FBFL	FLUT[1]	FTK	ID	IH
	✓		✓	✓	✓	✓	✓		✓	✓	✓	✓			✓			✓

INVFRM	IW	LIGHT[2]	MIP	OBRB	PFINBTMB	RD	RECTK	RH	ROSFLUT	RT	RW	STW	TD	TKP	TVR	WS	WTR
		✓		✓	✓		✓		✓					✓			✓

[1] Not available with 6″ fluting.
[2] INT.LGT not available on 39″ high.

Diagonal Wall Cabinets

DIAGONAL WALL, 12″, 13″, or 15″ DEEP

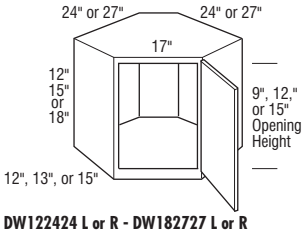

DW122424 L or R - DW182727 L or R

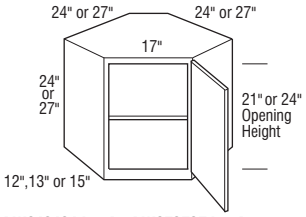

DW242424 L or R - DW272727 L or R

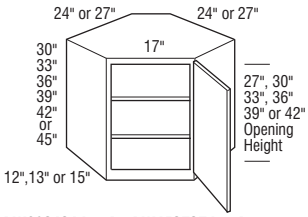

DW302424 L or R - DW452727 L or R

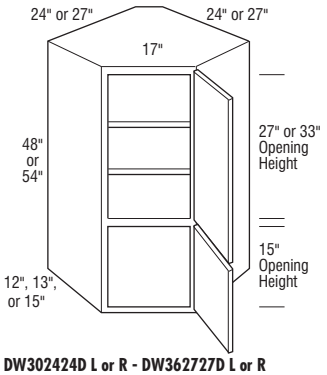

DW302424D L or R - DW362727D L or R

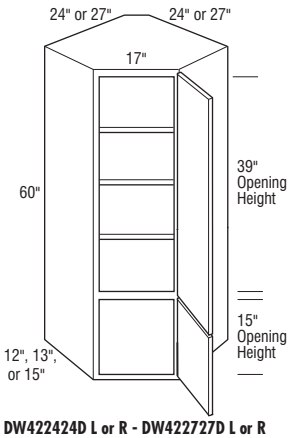

DW422424D L or R - DW422727D L or R

IH/RH availability charts starting on page G•40.
IW/RW availability charts starting on page G•46.

	Cubic Feet	1	2	3	4	5	6	7
DW122424 L or R	5.0	780	817	847	892	940	1024	1108
DW152424 L or R	6.1	876	918	952	1002	1056	1150	1244
DW182424 L or R	7.6	984	1032	1070	1126	1187	1292	1397
DW122727 L or R	6.2	829	868	897	948	997	1089	1181
DW152727 L or R	7.6	931	975	1008	1065	1120	1224	1328
DW182727 L or R	5.6	1046	1096	1133	1197	1258	1375	1492
DW242424 L or R	10.0	1097	1145	1192	1249	1315	1438	1561
DW272424 L or R	10.7	1152	1207	1252	1316	1390	1519	1648
DW242727 L or R	12.4	1207	1268	1311	1383	1465	1600	1735
DW272727 L or R	13.3	1211	1270	1316	1388	1461	1593	1725
• One adjustable shelf.								
DW302424 L or R	12.3	1215	1272	1321	1393	1457	1586	1715
DW332424 L or R	13.5	1434	1500	1560	1644	1719	1872	2025
DW362424 L or R	14.7	1527	1600	1656	1746	1834	2004	2174
DW302727 L or R	15.3	1255	1315	1362	1438	1512	1645	1778
DW332727 L or R	16.8	1480	1550	1608	1699	1781	1942	2103
DW362727 L or R	18.2	1576	1651	1710	1796	1897	2068	2239
• Two adjustable shelves.								
DW392424 L or R	15.8	1711	1791	1855	1955	2056	2246	2436
DW422424 L or R	17.0	1801	1887	1949	2059	2170	2373	2576
DW452424 L or R	18.2	2159	2266	2336	2470	2606	2847	3088
DW392727 L or R	19.7	1769	1848	1914	2010	2127	2318	2509
DW422727 L or R	21.2	1871	1960	2027	2132	2261	2465	2669
DW452727 L or R	22.6	2245	2357	2430	2559	2713	2960	3207
• Three adjustable shelves.								
DW302424DWB L or R	19.4	2300	2412	2501	2631	2774	3032	3290
DW362424DWB L or R	21.7	2559	2681	2779	2927	3087	3374	3661
DW302727DWB L or R	24.1	2377	2487	2575	2715	2869	3130	3391
DW362727DWB L or R	27.0	2651	2774	2861	3025	3200	3490	3780
• Two adjustable shelves. • Increased Heights modification will increase the height of the upper cabinet section. The bottom section will retain its original height.								
DW422424DWB L or R	24.1	2815	2960	3053	3226	3393	3714	4035
DW422727DWB L or R	29.9	2917	3056	3154	3325	3526	3842	4158
• Three adjustable shelves. • Increased Heights modification will increase the height of the upper cabinet section. The bottom section will retain its original height.								

Notes below apply to all products in section above:

- All Full Overlay doors have a 3/4″ overlay hinge standard.
- EXL or EXR not required on opposing cabinets.
- Inset and Beaded Inset Door Styles are a standard 13″ deep.
- Adjustable shelf cannot be removed/retrofitted.

Door & Drawer Options

AF	AOMD	CC	CG	GAMD[1]	HC	IFHG	MC	MD[1]	MFO	PRMD	SHMD	SPLITDR	SPLITDRWS	TCG[2]	TCP[2]
✓			✓	✓		✓		✓	✓	✓	✓			✓	✓

End Panel Options

AUTH	CSFPE	EXBK	EXDN	FFD	FL/FR	FPE	INTGE	IPE
✓	✓		✓	✓	✓	✓	✓	✓

Custom Modification Options

ADD_SHLF	ADDTK	ADRW	BVR	CBO	CCO	CFNTO	CFRMO	CLIP	CND	CSDGBK	EX	EX_OL	F.ALL	FBFL	FLUT	FTK	ID	IH
	✓	✓	✓	✓	✓	✓	✓		✓	✓						✓		✓

INVFRM[3]	IW	LIGHT	MIP	OBRB	PFINBTMB	RD	RECTK	RH[4]	ROSFLUT	RT	RW	STW	TD	TKP	TVR	WS	WTR
✓		✓	✓	✓	✓		✓	✓							✓		✓

[1] Not available on 48″, 54″ or 60″ high.
[2] Only available on 36″, 39″, 42″, 45″, 54″, and 60″ high.
[3] Only available on 48″, 54″ and 60″ high.
[4] Only available on 15″-24″ high.

DIAGONAL WALL with FULL HEIGHT DOOR, 48″ HIGH

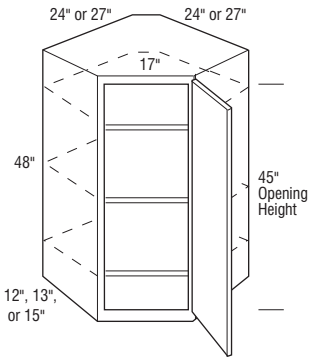

	Cubic Feet	1	2	3	4	5	6	7
DW482424FH L or R	19.4	2300	2412	2501	2631	2774	3032	3290
DW482727FH L or R	24.1	2642	2753	2843	2976	3116	3377	3638

- Three adjustable shelves.
- All Full Overlay doors have a 3/4″ overlay hinge standard.
- EXL or EXR not required on opposing cabinets.
- Inset and Beaded Inset Door Styles are a standard 13″ deep.

Door & Drawer Options

AF	AOMD	CC	CG	GAMD	HC	IFHG	MC	MD	MFO	PRMD	SHMD	SPLITDR	SPLITDRWS	TCG	TCP
✓			✓	✓		✓		✓	✓	✓	✓			✓	✓

End Panel Options

AUTH	CSFPE	EXBK	EXDN	FFD	FL/FR	FPE	INTGE	IPE
✓	✓		✓	✓	✓	✓	✓	✓

Custom Modification Options

ADD_SHLF	ADDTK	ADRW	BVR	CBO	CCO	CFNTO	CFRMO	CLIP	CND	CSDGBK	EX	EX_OL	F.ALL	FBFL	FLUT	FTK	ID	IH
	✓	✓	✓	✓	✓	✓	✓		✓	✓						✓		✓

INVFRM	IW	LIGHT	MIP	OBRB	PFINBTMB	RD	RECTK	RH	ROSFLUT	RT	RW	STW	TD	TKP	TVR	WS	WTR
		✓	✓	✓	✓		✓							✓	✓		✓

Diagonal Wall Cabinets

DIAGONAL WALL with LAZY SUSAN, 30″, 36″, 39″, 42″, 48″, or 60″ HIGH

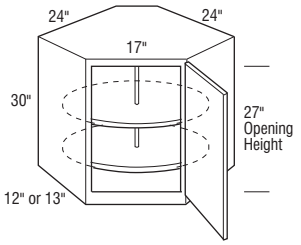

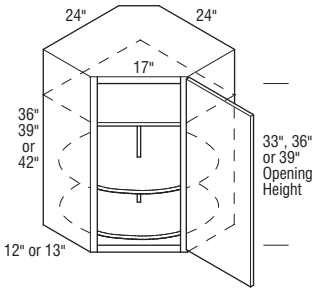

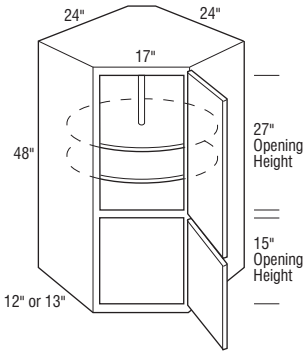

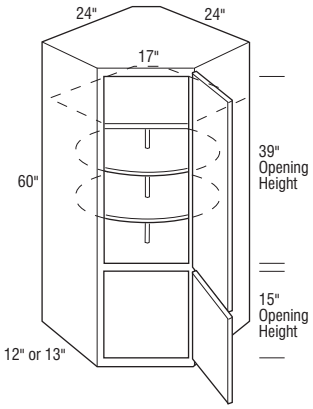

	Cubic Feet	1		2		3		4		5		6		7	
DW302424S L or R	12.3	1907		2000		2069		2182		2312		2523		2734	
DW362424S L or R	14.7	2240		2350		2431		2564		2716		2967		3218	
DW392424S L or R	15.8	2372		2485		2574		2715		2876		3139		3402	
DW422424S L or R	17.0	2507		2625		2719		2865		3035		3318		3601	

- One fixed shelf.

DW302424DSWB L or R	19.4	3061		3210		3321		3500		3709		4052		4395	

- One fixed shelf.

DW422424DSWB L or R	24.1	3609		3784		3918		4131		4375		4779		5183	

- One fixed shelf.

Notes below apply to all products in section above:

- Wood Pan diameter 18″.
- All Full Overlay doors have a 3/4″ overlay hinge standard.
- EXL or EXR not required on opposing cabinets.
- Inset and Beaded Inset Door Styles are a standard 13″ deep.

Door & Drawer Options

AF	AOMD	CC	CG	GAMD	HC	IFHG	MC	MD	MFO	PRMD	SHMD	SPLITDR	SPLITDRWS	TCG[1]	TCP[1]
✓			✓	✓		✓		✓	✓	✓	✓			✓	✓

End Panel Options

AUTH	CSFPE	EXBK	EXDN	FFD[2]	FL/FR	FPE	INTGE	IPE
✓	✓		✓	✓	✓	✓	✓	✓

Custom Modification Options

ADD_SHLF	ADDTK	ADRW	BVR	CBO	CCO[3]	CFNTO	CFRMO[3]	CLIP	CND	CSDGBK	EX	EX_OL	F.ALL	FBFL	FLUT	FTK	ID	IH
	✓	✓	✓	✓	✓	✓	✓		✓	✓						✓		

INVFRM[4]	IW	LIGHT	MIP	OBRB	PFINBTMB	RD	RECTK	RH	ROSFLUT	RT	RW	STW	TD	TKP	TVR	WS	WTR
✓		✓	✓	✓	✓		✓							✓	✓		✓

[1] Not available on 30″ or 48″ high.
[2] Only available on 30″ and 48″ high.
[3] Not available on 48″ high.
[4] Only available on 48″ and 60″ high.

IH/RH availability charts starting on page G•40.
IW/RW availability charts starting on page G•46.

DIAGONAL WALL with APPLIANCE GARAGE OPEN BOTTOM, 48″, 51″, 54″, 57″, or 60″ HIGH

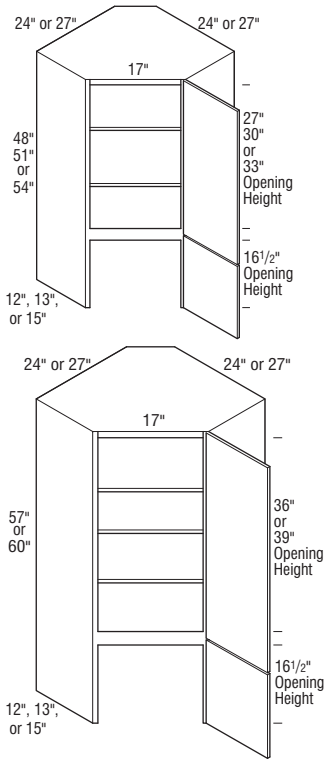

	Cubic Feet	1	2	3	4	5	6	7
DW302424D L or R	19.4	2057	2163	2248	2374	2510	2756	3002
DW332424D L or R	20.5	2213	2319	2405	2530	2665	2912	3159
DW362424D L or R	21.7	2304	2419	2513	2655	2807	3080	3353
DW302727D L or R	24.1	2128	2236	2318	2452	2599	2848	3097
DW332727D L or R	25.5	2292	2400	2481	2615	2763	3011	3259
DW362727D L or R	27.0	2389	2510	2591	2747	2914	3190	3466

- One fixed and two adjustable shelves.

DW392424D L or R	22.9	2467	2582	2677	2818	2970	3244	3518
DW422424D L or R	24.1	2545	2684	2774	2938	3099	3405	3711
DW392727D L or R	28.5	2554	2673	2756	2911	3078	3355	3632
DW422727D L or R	29.9	2644	2777	2870	3034	3224	3527	3830

- One fixed and three adjustable shelves.

Notes below apply to all products in section above:

- All Full Overlay doors have a 3/4″ overlay hinge standard.
- EXL or EXR not required on opposing cabinets.
- Increased Heights modification will increase the height of the upper cabinet section. The bottom section will retain its original height.
- Bottom section does not include floor.

Door & Drawer Options

AF	AOMD	CC	CG	GAMD	HC	IFHG	MC	MD	MFO	PRMD	SHMD	SPLITDR	SPLITDRWS	TCG	TCP
✓			✓	✓		✓		✓	✓	✓	✓				

End Panel Options

AUTH	CSFPE	EXBK	EXDN	FFD	FL/FR	FPE	INTGE	IPE
✓	✓		✓		✓	✓	✓	✓

Custom Modification Options

ADD_SHLF	ADDTK	ADRW	BVR	CBO	CCO	CFNTO	CFRMO	CLIP	CND	CSDGBK	EX	EX_OL	F.ALL	FBFL	FLUT	FTK	ID	IH
				✓	✓	✓	✓		✓	✓							✓	✓

INVFRM	IW	LIGHT	MIP	OBRB	PFINBTMB	RD	RECTK	RH	ROSFLUT	RT	RW	STW	TD	TKP	TVR[1]	WS	WTR
		✓	✓												✓	✓	✓

[1] Only available on top section.

Diagonal Wall Cabinets

DIAGONAL WALL with APPLIANCE GARAGE and LAZY SUSAN OPEN BOTTOM, 48″, 51″, 54″, 57″, or 60″ HIGH

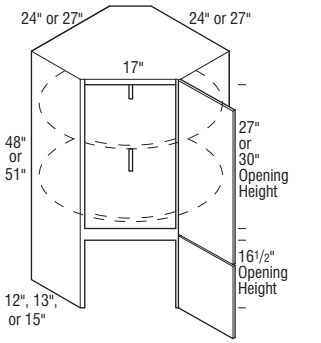

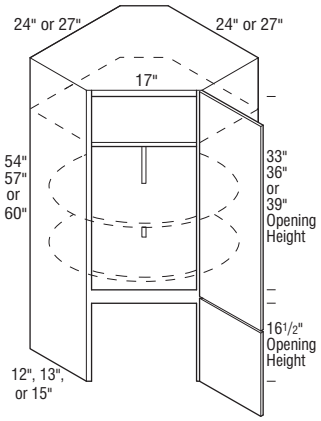

	Cubic Feet	1		2		3		4		5		6		7	
DW302424DS L or R	19.4	2781		2923		3030		3201		3399		3727		4055	
DW332424DS L or R	20.5	2944		3085		3192		3365		3564		3890		4216	

- One fixed shelf.

DW362424DS L or R	21.7	3109		3249		3357		3528		3727		4053		4379	
DW392424DS L or R	22.9	3244		3385		3492		3665		3864		4190		4516	
DW422424DS L or R	24.1	3305		3470		3598		3801		4035		4421		4807	

- Two fixed shelves.

Notes below apply to all products in section above:

- Wood Pan diameter 18″.
- All Full Overlay doors have a 3/4″ overlay hinge standard.
- EXL or EXR not required on opposing cabinets.
- Bottom section does not include floor.

Door & Drawer Options

AF	AOMD	CC	CG	GAMD	HC	IFHG	MC	MD	MFO	PRMD	SHMD	SPLITDR	SPLITDRWS	TCG	TCP
✓			✓	✓		✓		✓	✓	✓	✓				

End Panel Options

AUTH	CSFPE	EXBK	EXDN	FFD	FL/FR	FPE	INTGE	IPE
✓	✓				✓	✓	✓	✓

Custom Modification Options

ADD_SHLF	ADDTK	ADRW	BVR	CBO	CCO	CFNTO	CFRMO	CLIP	CND	CSDGBK	EX	EX_OL	F.ALL	FBFL	FLUT	FTK	ID	IH
				✓	✓	✓	✓		✓	✓							✓	

INVFRM	IW	LIGHT	MIP	OBRB	PFINBTMB	RD	RECTK	RH	ROSFLUT	RT	RW	STW	TD	TKP	TVR[1]	WS	WTR
		✓	✓												✓	✓	✓

[1] Only available on top section.

IH/RH availability charts starting on page G•40.
IW/RW availability charts starting on page G•46.

DIAGONAL WALL with VERTICAL-LIFT, 48″, 51″, 54″, 57″, or 60″ HIGH, 12″ or 15″ DEEP

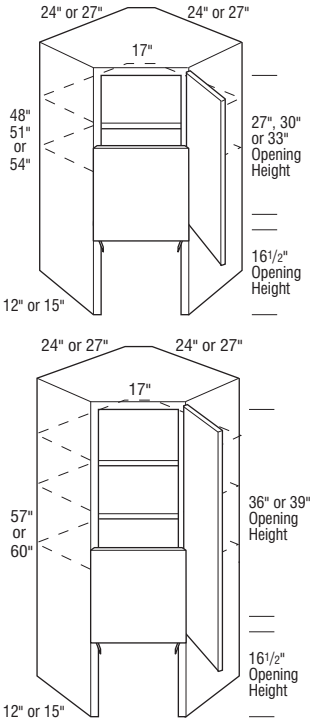

	Cubic Feet	1	2	3	4	5	6	7
DW302424AG L or R	19.4	3501	3670	3800	4010	4247	4637	5027
DW332424AG L or R	20.5	3751	3930	4072	4291	4545	4965	5385
DW362424AG L or R	21.7	3841	4026	4168	4397	4655	5088	5521
DW392424AG L or R	22.9	4120	4319	4474	4714	4996	5455	5914
DW422424AG L or R	24.1	4245	4447	4606	4856	5145	5618	6091

- One fixed and two adjustable shelves.

DW302727AG L or R	24.1	3582	3756	3886	4099	4343	4742	5141
DW332727AG L or R	25.5	3837	4023	4164	4390	4649	5079	5509
DW362727AG L or R	27.0	3921	4109	4254	4488	4750	5191	5632
DW392727AG L or R	28.5	4207	4409	4568	4815	5099	5570	6041
DW422727AG L or R	29.9	4329	4538	4698	4951	5247	5733	6219

- One fixed and three adjustable shelves.

Notes below apply to all products in section above:

- Heavy duty Vertical-lift mechanism.
- All Full Overlay doors have a 3/4″ overlay hinge standard.
- EXL or EXR not required on opposing cabinets.
- Not available on Inset and Beaded Inset styles.
- Increased Heights modification will increase the height of the upper cabinet section. The bottom section will retain its original height.
- Automatic Opening Mechanism is available except when used with the following door styles:
  - Brennan, Garrett, Kirkwood, Lorrina, Pleasant Hill, Shaydon, or Vaughn.

Door & Drawer Options

AF	AOMD	CC	CG	GAMD	HC	IFHG	MC	MD	MFO	PRMD	SHMD	SPLITDR	SPLITDRWS	TCG[1]	TCP[1]
✓	✓		✓	✓				✓	✓	✓	✓			✓	✓

End Panel Options

AUTH	CSFPE	EXBK	EXDN	FFD	FL/FR	FPE	INTGE	IPE
✓	✓				✓	✓	✓	

Custom Modification Options

ADD_SHLF	ADDTK	ADRW	BVR	CBO	CCO	CFNTO	CFRMO	CLIP	CND	CSDGBK	EX	EX_OL	F.ALL	FBFL	FLUT	FTK	ID	IH
				✓					✓	✓								✓

INVFRM	IW	LIGHT	MIP	OBRB	PFINBTMB	RD	RECTK	RH	ROSFLUT	RT	RW	STW	TD	TKP	TVR	WS	WTR
		✓	✓														✓

[1] Not available on 48″ or 51″ high.

Diagonal Wall Cabinets

DIAGONAL WALL with VERTICAL-LIFT and LAZY SUSAN, 48″, 54″, or 60″ HIGH

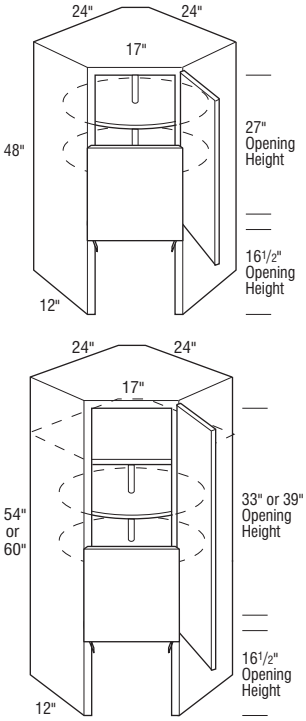

	Cubic Feet	1		2		3		4		5		6		7	
DW302424AGS L or R	19.4	4352		4561		4724		4980		5276		5760		6244	
• One fixed shelf.															
DW362424AGS L or R	21.7	4709		4935		5109		5387		5708		6236		6764	
DW422424AGS L or R	24.1	5145		5394		5580		5886		6236		6809		7382	
• Two fixed shelves.															

Notes below apply to all products in section above:
- Heavy duty Vertical-lift mechanism.
- Wood Pan diameter 18″.
- All Full Overlay doors have a 3/4″ overlay hinge standard.
- EXL or EXR not required on opposing cabinets.
- Not available on Inset and Beaded Inset styles.
- Automatic Opening Mechanism is available except when used with the following door styles:
  – Brennan, Garrett, Kirkwood, Lorrina, Pleasant Hill, Shaydon, or Vaughn.

Door & Drawer Options

AF	AOMD	CC	CG	GAMD	HC	IFHG	MC	MD	MFO	PRMD	SHMD	SPLITDR	SPLITDRWS	TCG	TCP
✓			✓	✓				✓	✓	✓	✓				

End Panel Options

AUTH	CSFPE	EXBK	EXDN	FFD	FL/FR	FPE	INTGE	IPE
✓	✓				✓	✓	✓	

Custom Modification Options

ADD_SHLF	ADDTK	ADRW	BVR	CBO	CCO	CFNTO	CFRMO	CLIP	CND	CSDGBK	EX	EX_OL	F.ALL	FBFL	FLUT	FTK	ID	IH
				✓					✓	✓								

INVFRM	IW	LIGHT	MIP	OBRB	PFINBTMB	RD	RECTK	RH	ROSFLUT	RT	RW	STW	TD	TKP	TVR	WS	WTR
		✓	✓														✓

STACKED DIAGONAL WALL, 48″, 51″, 54″, 57″, or 60″ HIGH

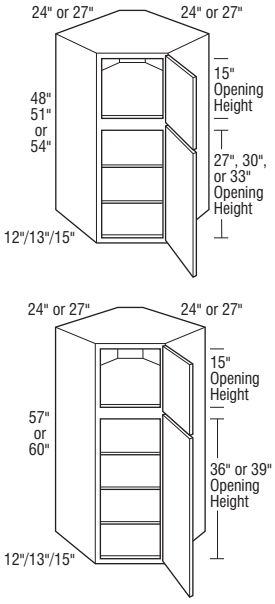

STDW482424 L or R	18.7	2300		2412		2501		2631		2774		3032		3290	
STDW512424 L or R	20.5	2430		2547		2640		2779		2931		3203		3475	
STDW542424 L or R	20.9	2559		2681		2779		2927		3087		3374		3661	
STDW482727 L or R	23.3	2377		2487		2575		2715		2869		3130		3391	
STDW512727 L or R	25.5	2514		2631		2718		2870		3035		3310		3585	
STDW542727 L or R	26.1	2651		2774		2861		3025		3200		3490		3780	
• Two adjustable shelves.															
STDW572424 L or R	21.6	2733		2867		2957		3126		3297		3602		3907	
STDW602424 L or R	23.2	2815		2960		3053		3226		3393		3714		4035	
STDW572727 L or R	26.8	2866		3008		3104		3276		3460		3778		4096	
STDW602727 L or R	29.0	2917		3056		3154		3325		3526		3842		4158	
• Three adjustable shelves.															

Notes below apply to all products in section above:
- All Full Overlay doors have a 3/4″ overlay hinge standard.
- EXL or EXR not required on opposing cabinets.
- Inset and Beaded Inset Door Styles are a standard 13″ deep.
- Increased Heights modification will increase the height of the upper cabinet section. The bottom section will retain its original height.

Door & Drawer Options

AF	AOMD	CC	CG	GAMD	HC	IFHG	MC	MD	MFO	PRMD	SHMD	SPLITDR	SPLITDRWS	TCG	TCP
			✓			✓		✓	✓	✓					

End Panel Options

AUTH	CSFPE	EXBK	EXDN	FFD	FL/FR	FPE	INTGE	IPE
✓	✓		✓	✓		✓	✓	✓

Custom Modification Options

ADD_SHLF	ADDTK	ADRW	BVR	CBO	CCO	CFNTO	CFRMO	CLIP	CND	CSDGBK	EX	EX_OL	F.ALL	FBFL	FLUT	FTK	ID	IH
	✓		✓	✓	✓	✓	✓		✓	✓						✓		

INVFRM	IW	LIGHT	MIP	OBRB	PFINBTMB	RD	RECTK	RH	ROSFLUT	RT	RW	STW	TD	TKP	TVR	WS	WTR
✓			✓	✓	✓		✓							✓	✓		✓

IH/RH availability charts starting on page G•40.
IW/RW availability charts starting on page G•46.

DIAGONAL WALL PENINSULA, 30″, 33″, 36″, 39″, 42″, 45″, or 48″ HIGH

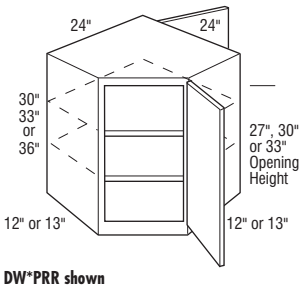

DW*PRR shown

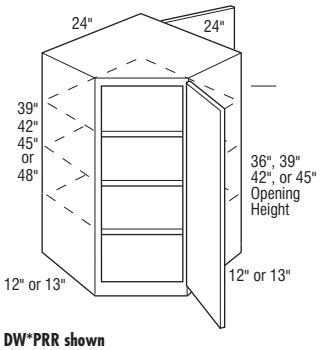

DW*PRR shown

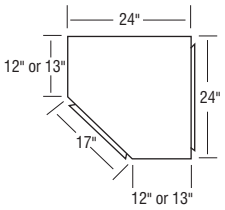

DW*PRR shown

	Cubic Feet	1	2	3	4	5	6	7
DW302424PLL	12.3	2004	2106	2184	2303	2416	2642	2868
DW302424PRR	12.3	2004	2106	2184	2303	2416	2642	2868
DW302424PLR	12.3	2004	2106	2184	2303	2416	2642	2868
DW302424PRL	12.3	2004	2106	2184	2303	2416	2642	2868
• Reduced Heights available in 1/4″ increments. See page G•40 for details.								
DW332424PLL	13.5	2367	2481	2574	2713	2852	3116	3380
DW332424PRR	13.5	2367	2481	2574	2713	2852	3116	3380
DW332424PLR	13.5	2367	2481	2574	2713	2852	3116	3380
DW332424PRL	13.5	2367	2481	2574	2713	2852	3116	3380
DW362424PLL	14.7	2511	2629	2722	2866	3029	3302	3575
DW362424PRR	14.7	2511	2629	2722	2866	3029	3302	3575
DW362424PLR	14.7	2511	2629	2722	2866	3029	3302	3575
DW362424PRL	14.7	2511	2629	2722	2866	3029	3302	3575
• Two adjustable shelves.								
DW392424PLL	15.8	2759	2893	2995	3157	3328	3634	3940
DW392424PRR	15.8	2759	2893	2995	3157	3328	3634	3940
DW392424PLR	15.8	2759	2893	2995	3157	3328	3634	3940
DW392424PRL	15.8	2759	2893	2995	3157	3328	3634	3940
DW422424PLL	17.0	2946	3090	3207	3383	3552	3886	4220
DW422424PRR	17.0	2946	3090	3207	3383	3552	3886	4220
DW422424PLR	17.0	2946	3090	3207	3383	3552	3886	4220
DW422424PRL	17.0	2946	3090	3207	3383	3552	3886	4220
DW452424PLL	18.2	3536	3708	3844	4057	4259	4666	5073
DW452424PRR	18.2	3536	3708	3844	4057	4259	4666	5073
DW452424PLR	18.2	3536	3708	3844	4057	4259	4666	5073
DW452424PRL	18.2	3536	3708	3844	4057	4259	4666	5073
DW482424PLL	19.4	3772	3956	4104	4323	4547	4975	5403
DW482424PRR	19.4	3772	3956	4104	4323	4547	4975	5403
DW482424PLR	19.4	3772	3956	4104	4323	4547	4975	5403
DW482424PRL	19.4	3772	3956	4104	4323	4547	4975	5403
• Three adjustable shelves.								

Notes below apply to all products in section above:

- First letter is hinging of front door. Second letter is side of cabinet the Peninsula will be on and the hinging of that door.
- Peninsula one side only.
- All Full Overlay doors have a 3/4″ overlay hinge standard.
- EXL or EXR not required on opposing cabinets.
- Inset and Beaded Inset Door Styles are a standard 13″ deep.

Door & Drawer Options

AF	AOMD	CC	CG	GAMD	HC	IFHG	MC	MD	MFO	PRMD	SHMD	SPLITDR	SPLITDRWS	TCG[1]	TCP[1]
✓			✓	✓		✓		✓	✓	✓		✓		✓	✓

End Panel Options

AUTH	CSFPE	EXBK	EXDN[2]	FFD	FL/FR	FPE	INTGE	IPE
✓	✓		✓		✓	✓		

Custom Modification Options

ADD_SHLF	ADDTK	ADRW	BVR	CBO	CCO	CFNTO	CFRMO	CLIP	CND	CSDGBK	EX	EX_OL	F.ALL	FBFL	FLUT[3]	FTK	ID	IH
	✓		✓	✓	✓			✓	✓		✓	✓			✓	✓		✓

INVFRM	IW	LIGHT	MIP	OBRB	PFINBTMB	RD	RECTK[4]	RH[5]	ROSFLUT	RT	RW	STW	TD	TKP	TVR	WS	WTR
			✓	✓	✓		✓	✓	✓					✓	✓	✓	

[1] Not available on 30″ or 33″ high.
[2] Not available on EXDNLRB.
[3] Not available with 6″ fluting.
[4] Not available on 48″ high.
[5] Only available on 30″ high.

Wall Peninsula Cabinets

WALL PENINSULA, 18″ HIGH

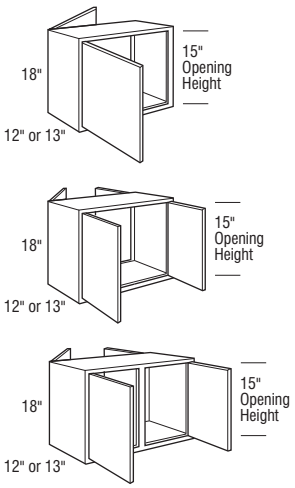

	Cubic Feet	1		2		3		4		5		6		7	
W918P L or R	1.7	1115		1170		1212		1278		1346		1469		1592	
W1218P L or R	2.2	1163		1218		1261		1330		1401		1529		1657	
W1518P L or R	2.7	1186		1244		1287		1357		1429		1561		1693	
W1818P L or R	3.2	1220		1281		1324		1399		1470		1608		1746	
W2118P L or R	3.7	1257		1318		1367		1441		1516		1656		1796	
W2418P L or R	4.2	1281		1341		1391		1463		1546		1690		1834	
W2418P	4.2	1586		1662		1719		1811		1926		2099		2272	
W2718P	4.7	1902		1997		2068		2185		2303		2512		2721	
W3018P	5.2	1968		2062		2132		2252		2374		2593		2812	
W3318P	5.6	2031		2129		2207		2326		2441		2672		2903	
W3618P	6.1	2106		2207		2287		2415		2537		2781		3025	
W3918P	6.6	2159		2265		2342		2473		2602		2843		3084	
W4218P	7.1	2219		2326		2412		2540		2672		2914		3156	
W4518P	7.6	2355		2468		2556		2695		2836		3099		3362	
W4818P	8.1	2417		2532		2624		2765		2924		3195		3466	

Notes below apply to all products in section above:

- Specify location of modification for front or peninsula side.
- Inset and Beaded Inset Door Styles are a standard 13″ deep.
- Full Overlay Styles:
  - Increased Depths available in 1/4″ increments from 12 1/4″ to 30″.
  - Reduced Depths available in 1/4″ increments from 6″ to 11 3/4″.
- Inset and Beaded Inset Styles:
  - Increased Depths available in 1/4″ increments from 13 1/4″ to 30″.
  - Reduced Depths available in 1/4″ increments from 6″ to 12 3/4″.
- Exceptions may apply when using IW with Wide Stiles. Please reference these sections in Section G for more details.

Door & Drawer Options

AF	AOMD	CC	CG	GAMD[1]	HC	IFHG	MC	MD[1]	MFO	PRMD[3]	SHMD	SPLITDR[2]	SPLITDRWS	TCG	TCP
✓			✓	✓		✓		✓	✓	✓		✓			

End Panel Options

AUTH	CSFPE	EXBK	EXDN[4]	FFD	FL/FR	FPE	INTGE	IPE
✓	✓		✓		✓	✓	✓	✓

Custom Modification Options

ADD_SHLF	ADDTK	ADRW	BVR	CBO	CCO	CFNTO	CFRMO	CLIP[5]	CND	CSDGBK	EX	EX_OL	F.ALL	FBFL	FLUT[6]	FTK[8]	ID	IH
			✓	✓	✓			✓	✓		✓	✓			✓	✓	✓	✓

INVFRM	IW[9]	LIGHT	MIP	OBRB	PFINBTMB	RD	RECTK	RH	ROSFLUT[7]	RT	RW	STW	TD	TKP	TVR[10]	WS	WTR
	✓		✓	✓	✓	✓		✓	✓						✓	✓	✓

[1] Not available on 9″ wide.
[2] Not available on 9″ or 24″ (2 doors) wide.
[3] Only available on 24″ (2 doors)-39″ wide.
[4] Not available with EXDNLRB.
[5] Not available on 9″ or 24″ (2 doors) wide.
[6] Not available on 9″ or 24″ (2 doors) wide and fluting both not available on 27″-36″, 42″ or 48″ wide. Not available with 6″ fluting.
[7] Not available on 9″ and 24″ (2 doors) wide except on fluting both peninsula. Fluting both 3″ not available on 27″-36″, 42″ or 48″ wide except on fluting both peninsula.
[8] FTKAV and style B-L not available on 9″ or 12″ wide.
[9] Not available on 24″ (1 door) or 48″ wide.
[10] Not available on 45″ or 48″ wide and TVRAV and style B-L not available on 9″-15″.

IH/RH availability charts starting on page G•40.
IW/RW availability charts starting on page G•46.

WALL PENINSULA, 24″ HIGH

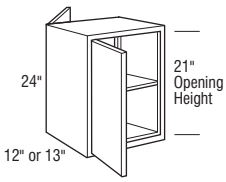

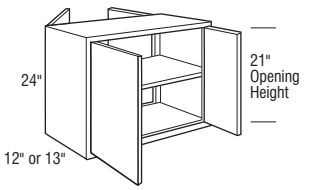

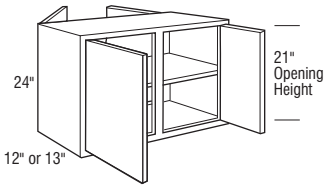

	Cubic Feet	1	2	3	4	5	6	7
W924P L or R	2.2	1213	1277	1316	1389	1469	1608	1747
W1224P L or R	2.9	1292	1353	1401	1474	1565	1710	1855
W1524P L or R	3.5	1305	1367	1416	1500	1565	1712	1859
W1824P L or R	4.2	1348	1416	1463	1540	1631	1780	1929
W2124P L or R	4.8	1393	1460	1512	1597	1679	1838	1997
W2424P L or R	5.5	1448	1519	1572	1656	1749	1914	2079
W2424P	5.5	1947	2047	2117	2225	2363	2577	2791
W2724P	6.1	2051	2149	2225	2340	2455	2681	2907
W3024P	6.7	2123	2225	2303	2423	2559	2795	3031
W3324P	7.4	2188	2296	2377	2512	2649	2897	3145
W3624P	8.0	2276	2387	2473	2615	2747	2999	3251
W3924P	8.7	2334	2455	2545	2679	2834	3093	3352
W4224P	9.3	2410	2524	2622	2764	2914	3186	3458
W4524P	9.9	2538	2665	2759	2904	3079	3363	3647
W4824P	10.6	2656	2786	2885	3046	3203	3508	3813

Notes below apply to all products in section above:

- One adjustable shelf.
- Specify location of modification for front or peninsula side.
- Inset and Beaded Inset Door Styles are a standard 13″ deep.
- Full Overlay Styles:
  - Increased Depths available in 1/4″ increments from 12 1/4″ to 30″.
  - Reduced Depths available in 1/4″ increments from 6″ to 11 3/4″.
- Inset and Beaded Inset Styles:
  - Increased Depths available in 1/4″ increments from 13 1/4″ to 30″.
  - Reduced Depths available in 1/4″ increments from 6″ to 12 3/4″.
- Exceptions may apply when using IW with Wide Stiles. Please reference these sections in Section G for more details.

Door & Drawer Options

AF	AOMD	CC	CG	GAMD[1]	HC	IFHG	MC	MD[1]	MFO	PRMD[2]	SHMD	SPLITDR[3]	SPLITDRWS	TCG	TCP
✓			✓	✓		✓		✓	✓	✓		✓			

End Panel Options

AUTH	CSFPE	EXBK[4]	EXDN[5]	FFD	FL/FR	FPE	INTGE	IPE
✓	✓	✓	✓		✓	✓	✓	✓

Custom Modification Options

ADD_SHLF	ADDTK	ADRW	BVR	CBO	CCO	CFNTO[6]	CFRMO[6]	CLIP[2]	CND	CSDGBK	EX	EX_OL	F.ALL	FBFL	FLUT[7]	FTK[8]	ID	IH
			✓	✓	✓	✓	✓	✓	✓		✓	✓			✓	✓	✓	✓

INVFRM	IW[9]	LIGHT	MIP	OBRB	PFINBTMB	RD	RECTK	RH[10]	ROSFLUT[11]	RT	RW	STW	TD	TKP	TVR[12]	WS	WTR
	✓		✓	✓	✓	✓		✓	✓						✓	✓	✓

[1] Not available on 9″ wide.
[2] Not available on 9″, 12″ or 24″ (2 doors) wide.
[3] Only available on 24″ (2 doors)-39″ wide.
[4] Not available with end extended back left.
[5] Not available on EXDNLRB.
[6] Only available on 9″ wide.
[7] Not available on 24″ (2 doors) wide and fluting both not available on 27″-48″ wide. Not available with 6″ fluting.
[8] FTKAV and style B-L not available on 9″ or 12″ wide.
[9] Not available on 24″ (1 door) or 48″ wide.
[10] Not available on 36″-48″ wide.
[11] Not available on 24″ (2 doors) wide and fluting both not available on 27″-48″ wide except on fluting both peninsula.
[12] Not available on 42″-48″ wide and TVRAV and style B-L not available on 9″ or 12″ wide.

Wall Peninsula Cabinets

WALL PENINSULA, 30″ HIGH

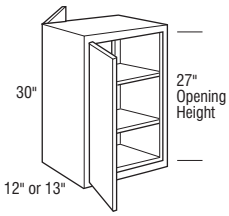

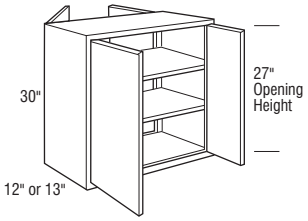

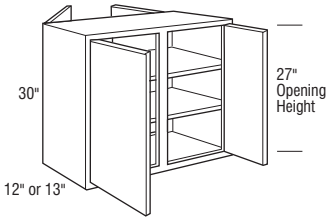

	Cubic Feet	1	2	3	4	5	6	7
W930P L or R	2.8	1251	1311	1357	1432	1507	1646	1785
W1230P L or R	3.6	1302	1367	1415	1491	1568	1715	1862
W1530P L or R	4.4	1341	1406	1447	1527	1624	1773	1922
W1830P L or R	5.2	1393	1460	1512	1597	1679	1838	1997
W2130P L or R	5.9	1450	1522	1576	1658	1755	1923	2091
W2430P L or R	6.7	1500	1568	1628	1715	1806	1970	2134
W2430P	6.7	2102	2208	2282	2404	2549	2786	3023
W2730P	7.5	2187	2292	2374	2511	2646	2891	3136
W3030P	1.2	2273	2382	2470	2607	2741	2997	3253
W3330P	9.1	2361	2470	2566	2704	2847	3111	3375
W3630P	9.9	2441	2564	2652	2797	2948	3227	3506
W3930P	10.7	2523	2649	2736	2885	3052	3331	3610
W4230P	11.5	2603	2727	2818	2977	3146	3438	3730
W4530P	12.3	2800	2936	3039	3207	3377	3691	4005
W4830P	13.1	2858	2997	3106	3276	3444	3762	4080

Notes below apply to all products in section above:

- Two adjustable shelves.
- Specify location of modification for front or peninsula side.
- Inset and Beaded Inset Door Styles are a standard 13″ deep.
- Full Overlay Styles:
  - Increased Depths available in 1/4″ increments from 12 1/4″ to 30″.
  - Reduced Depths available in 1/4″ increments from 6″ to 11 3/4″.
- Inset and Beaded Inset Styles:
  - Increased Depths available in 1/4″ increments from 13 1/4″ to 30″.
  - Reduced Depths available in 1/4″ increments from 6″ to 12 3/4″.
- Exceptions may apply when using IW with Wide Stiles. Please reference these sections in Section G for more details.

Door & Drawer Options

AF	AOMD	CC	CG	GAMD[1]	HC[1]	IFHG	MC[1]	MD[1]	MFO	PRMD[2]	SHMD	SPLITDR[3]	SPLITDRWS	TCG	TCP
✓			✓	✓	✓	✓	✓	✓	✓	✓		✓			

End Panel Options

AUTH	CSFPE	EXBK[4]	EXDN[5]	FFD	FL/FR	FPE	INTGE	IPE
✓	✓	✓	✓		✓	✓	✓	✓

Custom Modification Options

ADD_SHLF	ADDTK	ADRW	BVR	CBO	CCO	CFNTO	CFRMO	CLIP[2]	CND	CSDGBK	EX	EX_OL	F.ALL	FBFL	FLUT[6]	FTK[7]	ID	IH
			✓	✓	✓			✓	✓		✓	✓			✓	✓	✓	✓

INVFRM	IW[8]	LIGHT	MIP	OBRB	PFINBTMB	RD	RECTK	RH	ROSFLUT[9]	RT	RW	STW	TD	TKP	TVR[10]	WS	WTR
	✓		✓	✓	✓	✓			✓						✓	✓	✓

[1] Not available on 9″ wide.
[2] Not available on 9″ or 24″ (2 doors) wide.
[3] Only available on 24″ (2 doors)-39″ wide.
[4] Not available on 9″ or 12″ wide and not available with end extended back left.
[5] Not available on EXDNLRB.
[6] Not available on 9″ or 24″ (2 doors) wide and fluting both not available on 27″-48″ wide. Not available with 6″ fluting.
[7] FTKAV and style B-L not available on 9″ or 12″ wide.
[8] Not available on 24″ (1 door) or 48″ wide.
[9] Not available on 9″ or 24″ (2 doors) wide and fluting both not available on 27″-48″ wide except with fluting both peninsula.
[10] Not available on 42″-48″ wide and TVRAV and style B-L not available on 9″ or 12″ wide.

IH/RH availability charts starting on page G•40.
IW/RW availability charts starting on page G•46.

WALL PENINSULA, 36″ HIGH

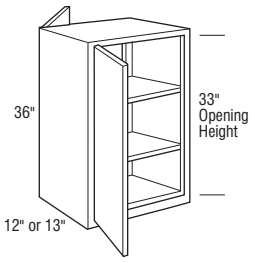

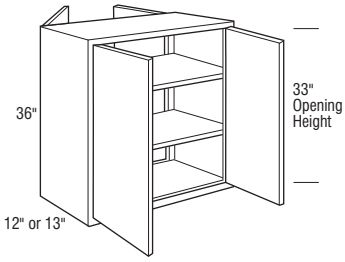

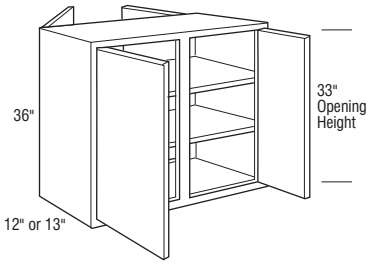

	Cubic Feet	1	2	3	4	5	6	7
W936P L or R	3.3	1315	1379	1429	1507	1583	1733	1883
W1236P L or R	4.2	1381	1448	1501	1581	1667	1819	1971
W1536P L or R	5.2	1450	1522	1576	1658	1744	1899	2054
W1836P L or R	6.1	1520	1592	1651	1738	1815	1979	2143
W2136P L or R	7.1	1580	1656	1719	1811	1897	2074	2251
W2436P L or R	8.0	1635	1712	1773	1869	1947	2129	2311
W2436P	8.0	2296	2417	2482	2624	2753	3006	3259
W2736P	9.0	2382	2506	2578	2722	2852	3120	3388
W3036P	9.9	2473	2594	2685	2837	2961	3234	3507
W3336P	10.9	2566	2689	2789	2943	3068	3357	3646
W3636P	11.8	2652	2781	2882	3039	3174	3465	3756
W3936P	12.7	2722	2855	2957	3117	3281	3587	3893
W4236P	13.7	2804	2940	3043	3211	3379	3693	4007
W4536P	14.6	3003	3148	3261	3440	3620	3956	4292
W4836P	15.6	3068	3218	3331	3517	3699	4044	4389

Notes below apply to all products in section above:

- Two adjustable shelves.
- Specify location of modification for front or peninsula side.
- Inset and Beaded Inset Door Styles are a standard 13″ deep.
- Full Overlay Styles:
  - Increased Depths available in 1/4″ increments from 12 1/4″ to 30″.
  - Reduced Depths available in 1/4″ increments from 6″ to 11 3/4″.
- Inset and Beaded Inset Styles:
  - Increased Depths available in 1/4″ increments from 13 1/4″ to 30″.
  - Reduced Depths available in 1/4″ increments from 6″ to 12 3/4″.
- Exceptions may apply when using IW with Wide Stiles. Please reference these sections in Section G for more details.

Door & Drawer Options

AF	AOMD	CC	CG	GAMD[1]	HC[1]	IFHG	MC[1]	MD[1]	MFO	PRMD[2]	SHMD	SPLITDR[3]	SPLITDRWS	TCG[4]	TCP[4]
✓			✓	✓	✓	✓	✓	✓	✓	✓		✓		✓	✓

End Panel Options

AUTH	CSFPE	EXBK[5]	EXDN[6]	FFD	FL/FR	FPE	INTGE	IPE
✓	✓	✓	✓		✓	✓	✓	✓

Custom Modification Options

ADD_SHLF	ADDTK	ADRW	BVR	CBO	CCO	CFNTO	CFRMO	CLIP[2]	CND	CSDGBK	EX	EX_OL	F.ALL	FBFL	FLUT[7]	FTK[8]	ID	IH
			✓	✓	✓			✓	✓		✓	✓			✓	✓	✓	✓

INVFRM	IW[9]	LIGHT	MIP	OBRB	PFINBTMB	RD	RECTK	RH	ROSFLUT[10]	RT	RW	STW	TD	TKP	TVR[11]	WS	WTR
	✓		✓	✓	✓	✓			✓						✓	✓	✓

[1] Not available on 9″ wide.
[2] Not available on 9″ or 24″ (2 doors) wide.
[3] Only available on 24″ (2 doors) - 39″ wide.
[4] Not available on 9″ or 12″ wide.
[5] Not available on 9″, 12″ or 39-48″ wide and not available with end extended back left.
[6] Not available on EXDNLRB.
[7] Not available on 9″ or 24″ (2 doors) wide and fluting both not available on 27″-36″ wide. Not available with 6″ fluting.
[8] FTKAV and style B-L not available on 9″ or 12″ wide.
[9] Not available on 24″ (1 door) or 48″ wide.
[10] Not available on 9″ or 24″ (2 doors) wide and fluting both not available on 27″-36″ wide except with fluting both peninsula.
[11] TVRAV and style B-L not available on 9″ or 12″ wide.

Angled End Wall Cabinets

ANGLED END WALL CABINET SINGLE DOOR – 22 1/2° ANGLE

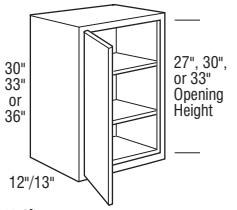

LL Shown

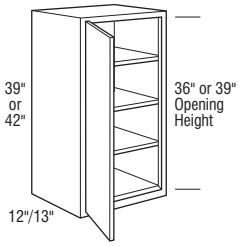

	Cubic Feet	1		2		3		4		5		6		7	
AEW2430LL	6.7	1127		1187		1220		1290		1367		1491		1615	
AEW2430RR	6.7	1127		1187		1220		1290		1367		1491		1615	
AEW2430LR	6.7	1127		1187		1220		1290		1367		1491		1615	
AEW2430RL	6.7	1127		1187		1220		1290		1367		1491		1615	
AEW2433LL	7.4	1351		1417		1466		1546		1637		1786		1935	
AEW2433RR	7.4	1351		1417		1466		1546		1637		1786		1935	
AEW2433LR	7.4	1351		1417		1466		1546		1637		1786		1935	
AEW2433RL	7.4	1351		1417		1466		1546		1637		1786		1935	
AEW2436LL	8.0	1436		1506		1560		1650		1746		1899		2052	
AEW2436RR	8.0	1436		1506		1560		1650		1746		1899		2052	
AEW2436LR	8.0	1436		1506		1560		1650		1746		1899		2052	
AEW2436RL	8.0	1436		1506		1560		1650		1746		1899		2052	

- Two adjustable shelves.

AEW2439LL	8.7	1448		1519		1578		1661		1769		1926		2083	
AEW2439RR	8.7	1448		1519		1578		1661		1769		1926		2083	
AEW2439LR	8.7	1448		1519		1578		1661		1769		1926		2083	
AEW2439RL	8.7	1448		1519		1578		1661		1769		1926		2083	
AEW2442LL	9.3	1567		1644		1701		1794		1899		2074		2249	
AEW2442RR	9.3	1567		1644		1701		1794		1899		2074		2249	
AEW2442LR	9.3	1567		1644		1701		1794		1899		2074		2249	
AEW2442RL	9.3	1567		1644		1701		1794		1899		2074		2249	

- Three adjustable shelves.

Notes below apply to all products in section above:

- First letter denotes side of angle. Second letter denotes hinging of door.
- For use at the end of a run of wall cabinets.
- Front frame size is 5″ (for 22 1/2°) less than overall width.
- Angle available on one side only.
- For AEW angled end, must specify end treatment of Finished End or Authentic End.
- Integral Ends, and Flush Panel Ends not available on Angled End.
- Increased Depths available in 3″ increments to 15″.
- Reduced Depths available in 3″ increments to 9″.

AEW-Angled End Wall Cabinets

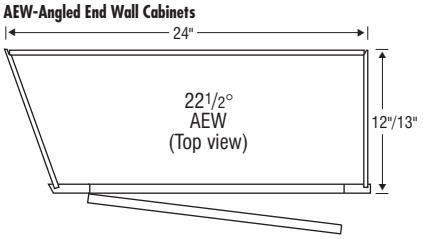

Door & Drawer Options

AF	AOMD	CC	CG	GAMD	HC	IFHG	MC	MD	MFO	PRMD	SHMD	SPLITDR	SPLITDRWS	TCG[1]	TCP[1]
✓			✓	✓		✓		✓	✓	✓	✓			✓	✓

End Panel Options

AUTH[2]	CSFPE	EXBK	EXDN	FFD	FL/FR	FPE	INTGE	IPE
✓	✓	✓	✓		✓	✓	✓	✓

Custom Modification Options

ADD_SHLF	ADDTK	ADRW	BVR	CBO	CCO	CFNTO	CFRMO	CLIP	CND	CSDGBK	EX[3]	EX_OL[4]	F.ALL	FBFL	FLUT[5]	FTK	ID	IH
	✓		✓	✓	✓	✓			✓	✓	✓	✓			✓	✓	✓	✓

INVFRM	IW	LIGHT	MIP	OBRB	PFINBTMB	RD	RECTK	RH	ROSFLUT[6]	RT	RW	STW	TD	TKP	TVR	WS	WTR
			✓	✓	✓	✓	✓		✓					✓	✓		✓

[1] Not available on 30″ or 33″ high.
[2] Not available with authentic flush ends both.
[3] Extended stile left not available on 36″ or 39″ wide.
[4] Extended stile left not available on 36″ or 39″ wide. Not available with extended stile both.
[5] Not available with fluting both or 6″ fluting.
[6] Not available with fluting both.

IH/RH availability charts starting on page G•40.
IW/RW availability charts starting on page G•46.

ANGLED END WALL CABINET SINGLE DOOR with FACE FRAME and DOOR on END – 22 1/2° ANGLE

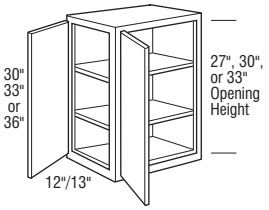

LL Shown

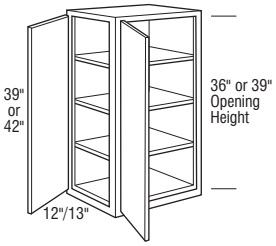

	Cubic Feet	1		2		3		4		5		6		7	
AEWFFD2430LL	6.7	1532		1583		1628		1699		1771		1896		2021	
AEWFFD2430RR	6.7	1532		1583		1628		1699		1771		1896		2021	
AEWFFD2430LR	6.7	1532		1583		1628		1699		1771		1896		2021	
AEWFFD2430RL	6.7	1532		1583		1628		1699		1771		1896		2021	
AEWFFD2433LL	7.4	1759		1823		1872		1949		2037		2184		2331	
AEWFFD2433RR	7.4	1759		1823		1872		1949		2037		2184		2331	
AEWFFD2433LR	7.4	1759		1823		1872		1949		2037		2184		2331	
AEWFFD2433RL	7.4	1759		1823		1872		1949		2037		2184		2331	
AEWFFD2436LL	8.0	1838		1908		1961		2051		2149		2309		2469	
AEWFFD2436RR	8.0	1838		1908		1961		2051		2149		2309		2469	
AEWFFD2436LR	8.0	1838		1908		1961		2051		2149		2309		2469	
AEWFFD2436RL	8.0	1838		1908		1961		2051		2149		2309		2469	

- Two adjustable shelves.

AEWFFD2439LL	8.7	1853		1920		1984		2064		2172		2329		2486	
AEWFFD2439RR	8.7	1853		1920		1984		2064		2172		2329		2486	
AEWFFD2439LR	8.7	1853		1920		1984		2064		2172		2329		2486	
AEWFFD2439RL	8.7	1853		1920		1984		2064		2172		2329		2486	
AEWFFD2442LL	9.3	1990		2089		2161		2278		2416		2640		2864	
AEWFFD2442RR	9.3	1990		2089		2161		2278		2416		2640		2864	
AEWFFD2442LR	9.3	1990		2089		2161		2278		2416		2640		2864	
AEWFFD2442RL	9.3	1990		2089		2161		2278		2416		2640		2864	

- Three adjustable shelves.

Notes below apply to all products in section above:

- First letter denotes side of angle. Second letter denotes hinging of door.
- FFD door will be hinged same side as angle unless otherwise specified.
- For use at the end of a run of wall cabinets.
- Front frame size is 5″ (for 22 1/2°) less than overall width.
- Angle available on one side only.
- Integral Ends, and Flush Panel Ends not available on Angled End.
- Increased Depths available in 3″ increments to 15″.
- Reduced Depths available in 3″ increments to 9″.
- When Inset or Beaded Inset is specified, the FFD door will be hinged on the back side.

AEW-Angled End Wall Cabinets with Frame

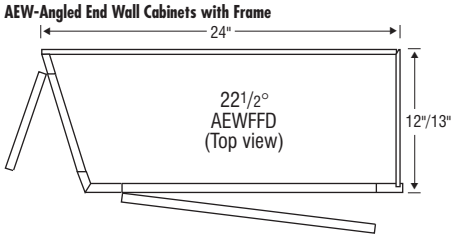

Door & Drawer Options

AF	AOMD	CC	CG	GAMD	HC	IFHG	MC	MD	MFO	PRMD	SHMD	SPLITDR	SPLITDRWS	TCG[1]	TCP[1]
✓			✓	✓		✓		✓	✓	✓	✓			✓	✓

End Panel Options

AUTH[2]	CSFPE	EXBK	EXDN	FFD	FL/FR	FPE	INTGE	IPE
✓	✓				✓	✓	✓	✓

Custom Modification Options

ADD_SHLF	ADDTK	ADRW	BVR	CBO	CCO	CFNTO	CFRMO	CLIP	CND	CSDGBK	EX	EX_OL[3]	F.ALL	FBFL	FLUT[4]	FTK	ID	IH
	✓		✓	✓	✓	✓	✓		✓	✓	✓	✓			✓	✓	✓	✓

INVFRM	IW	LIGHT	MIP	OBRB	PFINBTMB	RD	RECTK	RH	ROSFLUT[5]	RT	RW	STW	TD	TKP	TVR	WS	WTR
			✓	✓	✓	✓	✓		✓					✓	✓		✓

[1] Not available with 30″ or 33″ high.
[2] Not available with authentic flush ends both.
[3] Not available with extended stile both.
[4] Not available with fluting both or 6″ fluting.
[5] Not available with fluting both.

Angled End Wall Cabinets

ANGLED END WALL CABINET DOUBLE DOOR – 22 1/2° ANGLE

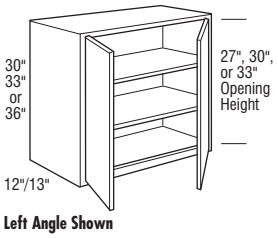

Left Angle Shown

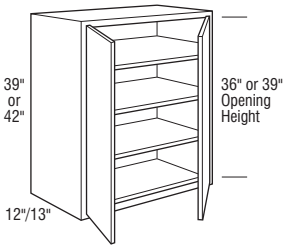

	Cubic Feet	1		2		3		4		5		6		7	
AEW3630 L or R	9.9	1635		1712		1773		1869		1968		2149		2330	
AEW3633 L or R	10.9	1829		1918		1984		2090		2203		2406		2609	
AEW3636 L or R	11.8	1922		2014		2095		2207		2320		2530		2740	

- Two adjustable shelves.

AEW3639 L or R	12.7	1944		2035		2117		2225		2341		2558		2775	
AEW3642 L or R	13.7	1952		2051		2128		2240		2363		2581		2799	

- Three adjustable shelves.

Notes below apply to all products in section above:

- Must specify L or R to designate a left or right angle.
- For use at the end of a run of wall cabinets.
- Front frame size is 5″ (for 22 1/2°) less than overall width.
- Angle available on one side only.
- For AEW angled end, must specify end treatment of Finished End or Authentic End.
- Integral Ends, and Flush Panel Ends not available on Angled End.
- Increased Depths available in 3″ increments to 15″.
- Reduced Depths available in 3″ increments to 9″.

AEW-Angled End Wall Cabinets

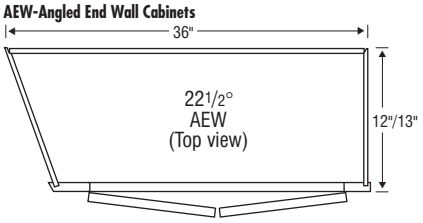

Door & Drawer Options

AF	AOMD	CC	CG	GAMD	HC	IFHG	MC	MD	MFO	PRMD	SHMD	SPLITDR	SPLITDRWS	TCG[1]	TCP[1]
✓			✓	✓		✓		✓	✓	✓	✓	✓		✓	✓

End Panel Options

AUTH[2]	CSFPE	EXBK	EXDN	FFD	FL/FR	FPE	INTGE	IPE
✓	✓	✓	✓		✓	✓	✓	✓

Custom Modification Options

ADD_SHLF	ADDTK	ADRW	BVR	CBO	CCO	CFNTO	CFRMO	CLIP	CND	CSDGBK	EX	EX_OL[3]	F.ALL	FBFL	FLUT[4]	FTK	ID	IH
	✓		✓	✓	✓	✓			✓	✓	✓	✓			✓	✓	✓	✓

INVFRM	IW	LIGHT	MIP	OBRB	PFINBTMB	RD	RECTK	RH	ROSFLUT[5]	RT	RW	STW	TD	TKP	TVR	WS	WTR
			✓	✓	✓	✓	✓		✓					✓	✓		✓

[1] Not available on 30″ or 33″ high.
[2] Not available with authentic flush ends both.
[3] Not available with extended stile both.
[4] Not available with fluting both or 6″ fluting.
[5] Not available with fluting both.

IH/RH availability charts starting on page G•40.
IW/RW availability charts starting on page G•46.

ANGLED END WALL CABINET DOUBLE DOOR with FACE FRAME and DOOR on END – 22 1/2° ANGLE

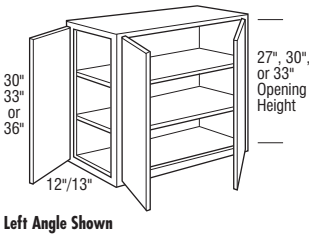

Left Angle Shown

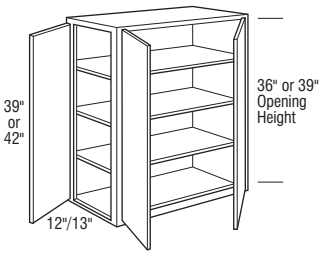

	Cubic Feet	1		2		3		4		5		6		7	
AEWFFD3630 L or R	9.9	2038		2118		2177		2272		2372		2554		2736	
AEWFFD3633 L or R	10.9	2241		2327		2396		2500		2610		2808		3006	
AEWFFD3636 L or R	11.8	2326		2420		2501		2614		2724		2936		3148	

- Two adjustable shelves.

AEWFFD3639 L or R	12.7	2361		2455		2530		2645		2764		2989		3214	
AEWFFD3642 L or R	13.7	2481		2602		2692		2839		3008		3286		3564	

- Three adjustable shelves.

Notes below apply to all products in section above:

- Must specify L or R to designate a left or right angle.
- FFD door will be hinged same side as angle unless otherwise specified.
- For use at the end of a run of wall cabinets.
- Front frame size is 5″ (for 22 1/2°) less than overall width.
- Angle available on one side only.
- Integral Ends, and Flush Panel Ends not available on Angled End.
- Increased Depths available in 3″ increments to 15″.
- Reduced Depths available in 3″ increments to 9″.
- When Inset or Beaded Inset is specified, the FFD door will be hinged on the back side.

AEW-Angled End Wall Cabinets with Frame

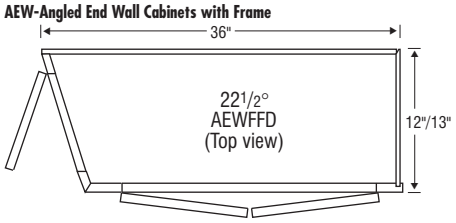

Door & Drawer Options

AF	AOMD	CC	CG	GAMD	HC	IFHG	MC	MD	MFO	PRMD	SHMD	SPLITDR	SPLITDRWS	TCG[1]	TCP[1]
✓			✓	✓		✓		✓	✓	✓	✓	✓		✓	✓

End Panel Options

AUTH[2]	CSFPE	EXBK	EXDN	FFD	FL/FR	FPE	INTGE	IPE
✓	✓				✓	✓	✓	✓

Custom Modification Options

ADD_SHLF	ADDTK	ADRW	BVR	CBO	CCO	CFNTO	CFRMO	CLIP	CND	CSDGBK	EX	EX_OL[3]	F.ALL	FBFL	FLUT[4]	FTK	ID	IH
	✓		✓	✓	✓	✓	✓		✓	✓	✓	✓			✓	✓	✓	✓

INVFRM	IW	LIGHT	MIP	OBRB	PFINBTMB	RD	RECTK	RH	ROSFLUT[5]	RT	RW	STW	TD	TKP	TVR	WS	WTR
			✓	✓	✓	✓	✓		✓					✓	✓		✓

[1] Not available on 30″ or 33″ high.
[2] Not available with authentic flush ends both.
[3] Extended stile left not available on 42″ high. Not available with extended stile both.
[4] Not available with fluting both or 6″ fluting.
[5] Not available with fluting both.

Angled End Wall Cabinets

ANGLED END WALL CABINET SINGLE DOOR – 45° ANGLE

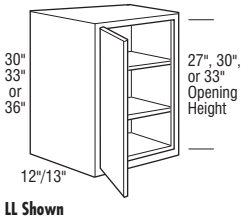

LL Shown

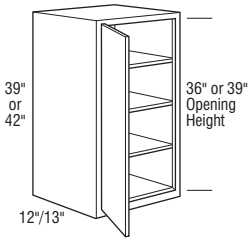

	Cubic Feet	1		2		3		4		5		6		7	
AEW2430-45LL	6.7	1127		1187		1220		1290		1367		1491		1615	
AEW2430-45RR	6.7	1127		1187		1220		1290		1367		1491		1615	
AEW2430-45LR	6.7	1127		1187		1220		1290		1367		1491		1615	
AEW2430-45RL	6.7	1127		1187		1220		1290		1367		1491		1615	
AEW2433-45LL	7.4	1351		1417		1466		1546		1637		1786		1935	
AEW2433-45RR	7.4	1351		1417		1466		1546		1637		1786		1935	
AEW2433-45LR	7.4	1351		1417		1466		1546		1637		1786		1935	
AEW2433-45RL	7.4	1351		1417		1466		1546		1637		1786		1935	
AEW2436-45LL	8.0	1436		1506		1560		1650		1746		1899		2052	
AEW2436-45RR	8.0	1436		1506		1560		1650		1746		1899		2052	
AEW2436-45LR	8.0	1436		1506		1560		1650		1746		1899		2052	
AEW2436-45RL	8.0	1436		1506		1560		1650		1746		1899		2052	

- Two adjustable shelves.

AEW2439-45LL	8.7	1448		1519		1578		1661		1769		1926		2083	
AEW2439-45RR	8.7	1448		1519		1578		1661		1769		1926		2083	
AEW2439-45LR	8.7	1448		1519		1578		1661		1769		1926		2083	
AEW2439-45RL	8.7	1448		1519		1578		1661		1769		1926		2083	
AEW2442-45LL	9.3	1567		1644		1701		1794		1899		2074		2249	
AEW2442-45RR	9.3	1567		1644		1701		1794		1899		2074		2249	
AEW2442-45LR	9.3	1567		1644		1701		1794		1899		2074		2249	
AEW2442-45RL	9.3	1567		1644		1701		1794		1899		2074		2249	

- Three adjustable shelves.

Notes below apply to all products in section above:

- First letter denotes side of angle. Second letter denotes hinging of door.
- For use at the end of a run of wall cabinets.
- Front frame size is 12″ (for 45°) less than overall width.
- Angle available on one side only.
- For AEW angled end, must specify end treatment of Finished End or Authentic End.
- Integral Ends, and Flush Panel Ends not available on Angled End.
- Increased Depths available in 3″ increments to 15″.
- Reduced Depths available in 3″ increments to 9″.

AEW-Angled End Wall Cabinets

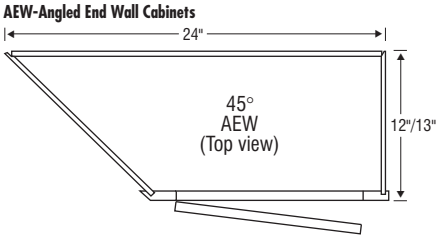

Door & Drawer Options

AF	AOMD	CC	CG	GAMD	HC	IFHG	MC	MD	MFO	PRMD	SHMD	SPLITDR	SPLITDRWS	TCG[1]	TCP[1]
✓			✓	✓		✓		✓	✓		✓			✓	✓

End Panel Options

AUTH[2]	CSFPE	EXBK	EXDN	FFD	FL/FR	FPE	INTGE	IPE
✓	✓	✓	✓		✓	✓	✓	✓

Custom Modification Options

ADD_SHLF	ADDTK	ADRW	BVR	CBO	CCO	CFNTO	CFRMO	CLIP	CND	CSDGBK	EX	EX_OL[3]	F.ALL	FBFL	FLUT[4]	FTK	ID	IH
	✓		✓	✓	✓	✓			✓	✓	✓	✓			✓	✓	✓	✓

INVFRM	IW	LIGHT	MIP	OBRB	PFINBTMB	RD	RECTK	RH	ROSFLUT[5]	RT	RW	STW	TD	TKP	TVR	WS	WTR
			✓	✓	✓	✓	✓		✓					✓	✓		✓

[1] Not available on 30″ or 33″ high.
[2] Not available with authentic flush ends both.
[3] Not available with extended stiles both.
[4] Not available with fluting both or 6″ fluting.
[5] Not available with fluting both.

IH/RH availability charts starting on page G•40.
IW/RW availability charts starting on page G•46.

ANGLED END WALL CABINET SINGLE DOOR with FACE FRAME and DOOR on END – 45° ANGLE

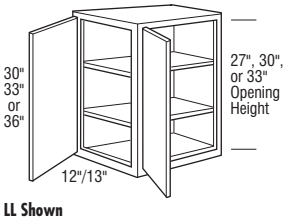

LL Shown

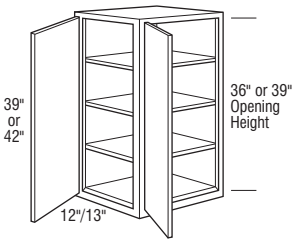

	Cubic Feet	1	2	3	4	5	6	7
AEWFFD2430-45LL	6.7	1532	1583	1628	1699	1771	1896	2021
AEWFFD2430-45RR	6.7	1532	1583	1628	1699	1771	1896	2021
AEWFFD2430-45LR	6.7	1532	1583	1628	1699	1771	1896	2021
AEWFFD2430-45RL	6.7	1532	1583	1628	1699	1771	1896	2021
AEWFFD2433-45LL	7.4	1759	1823	1872	1949	2037	2184	2331
AEWFFD2433-45RR	7.4	1759	1823	1872	1949	2037	2184	2331
AEWFFD2433-45LR	7.4	1759	1823	1872	1949	2037	2184	2331
AEWFFD2433-45RL	7.4	1759	1823	1872	1949	2037	2184	2331
AEWFFD2436-45LL	8.0	1838	1908	1961	2051	2149	2309	2469
AEWFFD2436-45RR	8.0	1838	1908	1961	2051	2149	2309	2469
AEWFFD2436-45LR	8.0	1838	1908	1961	2051	2149	2309	2469
AEWFFD2436-45RL	8.0	1838	1908	1961	2051	2149	2309	2469

- Two adjustable shelves.

AEWFFD2439-45LL	6.7	1853	1920	1984	2064	2172	2329	2486
AEWFFD2439-45RR	6.7	1853	1920	1984	2064	2172	2329	2486
AEWFFD2439-45LR	6.7	1853	1920	1984	2064	2172	2329	2486
AEWFFD2439-45RL	6.7	1853	1920	1984	2064	2172	2329	2486
AEWFFD2442-45LL	9.3	1990	2089	2161	2278	2416	2640	2864
AEWFFD2442-45RR	9.3	1990	2089	2161	2278	2416	2640	2864
AEWFFD2442-45LR	9.3	1990	2089	2161	2278	2416	2640	2864
AEWFFD2442-45RL	9.3	1990	2089	2161	2278	2416	2640	2864

- Three adjustable shelves.

Notes below apply to all products in section above:

- First letter denotes side of angle. Second letter denotes hinging of door.
- FFD door will be hinged same side as angle unless otherwise specified.
- For use at the end of a run of wall cabinets.
- Front frame size is 12″ (for 45°) less than overall width.
- Angle available on one side only.
- Integral Ends, and Flush Panel Ends not available on Angled End.
- Increased Depths available in 3″ increments to 15″.
- Reduced Depths available in 3″ increments to 9″.
- When Inset or Beaded Inset is specified, the doors must both be hinged opposite of the angled end unless used in conjunction with a finial hinge.

AEW-Angled End Wall Cabinets with Frame

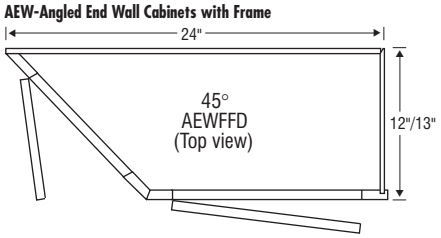

Door & Drawer Options

AF	AOMD	CC	CG	GAMD	HC	IFHG	MC	MD	MFO	PRMD	SHMD	SPLITDR	SPLITDRWS	TCG[1]	TCP[1]
✓			✓	✓		✓		✓	✓	✓				✓	✓

End Panel Options

AUTH[2]	CSFPE	EXBK	EXDN	FFD	FL/FR	FPE	INTGE	IPE
✓	✓				✓	✓	✓	✓

Custom Modification Options

ADD_SHLF	ADDTK	ADRW	BVR	CBO	CCO	CFNTO	CFRMO	CLIP	CND	CSDGBK	EX	EX_OL[3]	F.ALL	FBFL	FLUT[4]	FTK	ID	IH
	✓		✓	✓	✓	✓	✓		✓	✓	✓	✓			✓	✓	✓	✓

INVFRM	IW	LIGHT	MIP	OBRB	PFINBTMB	RD	RECTK	RH	ROSFLUT[5]	RT	RW	STW	TD	TKP	TVR	WS	WTR
			✓	✓	✓	✓	✓		✓					✓	✓		✓

[1] Not available on 30″ or 33″ high.
[2] Not available with authentic flush ends both.
[3] Not available with extended stiles both.
[4] Not available with fluting both or 6″ fluting.
[5] Not available with fluting both.

Angled End Wall Cabinets

ANGLED END WALL CABINET DOUBLE DOOR – 45° ANGLE

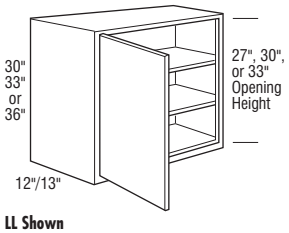

LL Shown

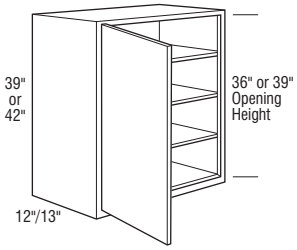

	Cubic Feet	1		2		3		4		5		6		7	
AEW3630-45LL	9.9	1635		1712		1773		1869		1968		2149		2330	
AEW3630-45RR	9.9	1635		1712		1773		1869		1968		2149		2330	
AEW3630-45LR	9.9	1635		1712		1773		1869		1968		2149		2330	
AEW3630-45RL	9.9	1635		1712		1773		1869		1968		2149		2330	
AEW3633-45LL	10.9	1829		1918		1984		2090		2203		2406		2609	
AEW3633-45RR	10.9	1829		1918		1984		2090		2203		2406		2609	
AEW3633-45LR	10.9	1829		1918		1984		2090		2203		2406		2609	
AEW3633-45RL	10.9	1829		1918		1984		2090		2203		2406		2609	
AEW3636-45LL	11.8	1922		2014		2095		2207		2320		2530		2740	
AEW3636-45RR	11.8	1922		2014		2095		2207		2320		2530		2740	
AEW3636-45LR	11.8	1922		2014		2095		2207		2320		2530		2740	
AEW3636-45RL	11.8	1922		2014		2095		2207		2320		2530		2740	

- Two adjustable shelves.

AEW3639-45LL	12.7	1944		2035		2117		2225		2341		2558		2775	
AEW3639-45RR	12.7	1944		2035		2117		2225		2341		2558		2775	
AEW3639-45LR	12.7	1944		2035		2117		2225		2341		2558		2775	
AEW3639-45RL	12.7	1944		2035		2117		2225		2341		2558		2775	
AEW3642-45LL	13.7	1952		2051		2128		2240		2363		2581		2799	
AEW3642-45RR	13.7	1952		2051		2128		2240		2363		2581		2799	
AEW3642-45LR	13.7	1952		2051		2128		2240		2363		2581		2799	
AEW3642-45RL	13.7	1952		2051		2128		2240		2363		2581		2799	

- Three adjustable shelves.

Notes below apply to all products in section above:

- First letter denotes side of angle. Second letter denotes hinging of door.
- For use at the end of a run of wall cabinets.
- Front frame size is 12″ (for 45°) less than overall width.
- Angle available on one side only.
- For AEW angled end, must specify end treatment of Finished End or Authentic End.
- Integral Ends, and Flush Panel Ends not available on Angled End.
- Increased Depths available in 3″ increments to 15″.
- Reduced Depths available in 3″ increments to 9″.

AEW-Angled End Wall Cabinets

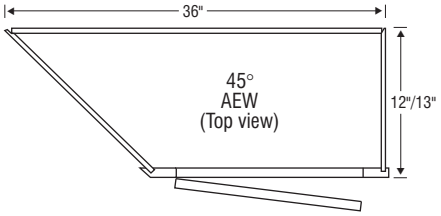

Door & Drawer Options

AF	AOMD	CC	CG	GAMD	HC	IFHG	MC	MD	MFO	PRMD[1]	SHMD	SPLITDR	SPLITDRWS	TCG[3]	TCP[3]
✓			✓	✓		✓		✓	✓	✓	✓	✓		✓	✓

End Panel Options

AUTH[2]	CSFPE	EXBK	EXDN	FFD	FL/FR	FPE	INTGE	IPE
✓	✓	✓	✓		✓	✓	✓	✓

Custom Modification Options

ADD_SHLF	ADDTK	ADRW	BVR	CBO	CCO	CFNTO	CFRMO	CLIP	CND	CSDGBK	EX	EX_OL[4]	F.ALL	FBFL	FLUT[5]	FTK	ID	IH
	✓		✓	✓	✓	✓			✓	✓	✓	✓			✓	✓	✓	✓

INVFRM	IW	LIGHT	MIP	OBRB	PFINBTMB	RD	RECTK	RH	ROSFLUT[6]	RT	RW	STW	TD	TKP	TVR	WS	WTR
			✓	✓	✓	✓	✓		✓					✓	✓		✓

[1] Not available on 33″ or 39″ high.
[2] Not available with authentic flush ends both.
[3] Not available on 30″ or 33″ high.
[4] Not available with extended stiles both.
[5] Not available with fluting both or 6″ fluting.
[6] Not available with fluting both.

IH/RH availability charts starting on page G•40.
IW/RW availability charts starting on page G•46.

ANGLED END WALL CABINET DOUBLE DOOR with FACE FRAME and DOOR on END – 45° ANGLE

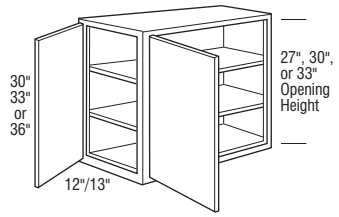

LL Shown

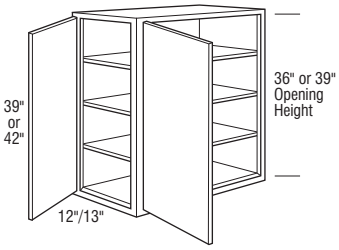

	Cubic Feet	1		2		3		4		5		6		7	
AEWFFD3630-45LL	9.9	2038		2118		2177		2272		2372		2554		2736	
AEWFFD3630-45RR	9.9	2038		2118		2177		2272		2372		2554		2736	
AEWFFD3630-45LR	9.9	2038		2118		2177		2272		2372		2554		2736	
AEWFFD3630-45RL	9.9	2038		2118		2177		2272		2372		2554		2736	
AEWFFD3633-45LL	10.9	2241		2327		2396		2500		2610		2808		3006	
AEWFFD3633-45RR	10.9	2241		2327		2396		2500		2610		2808		3006	
AEWFFD3633-45LR	10.9	2241		2327		2396		2500		2610		2808		3006	
AEWFFD3633-45RL	10.9	2241		2327		2396		2500		2610		2808		3006	
AEWFFD3636-45LL	11.8	2326		2420		2501		2614		2724		2936		3148	
AEWFFD3636-45RR	11.8	2326		2420		2501		2614		2724		2936		3148	
AEWFFD3636-45LR	11.8	2326		2420		2501		2614		2724		2936		3148	
AEWFFD3636-45RL	11.8	2326		2420		2501		2614		2724		2936		3148	

- Two adjustable shelves.

AEWFFD3639-45LL	12.7	2361		2455		2530		2645		2764		2989		3214	
AEWFFD3639-45RR	12.7	2361		2455		2530		2645		2764		2989		3214	
AEWFFD3639-45LR	12.7	2361		2455		2530		2645		2764		2989		3214	
AEWFFD3639-45RL	12.7	2361		2455		2530		2645		2764		2989		3214	
AEWFFD3642-45LL	13.7	2481		2602		2692		2839		3008		3286		3564	
AEWFFD3642-45RR	13.7	2481		2602		2692		2839		3008		3286		3564	
AEWFFD3642-45LR	13.7	2481		2602		2692		2839		3008		3286		3564	
AEWFFD3642-45RL	13.7	2481		2602		2692		2839		3008		3286		3564	

- Three adjustable shelves.

Notes below apply to all products in section above:

- First letter denotes side of angle. Second letter denotes hinging of door.
- FFD door will be hinged same side as angle unless otherwise specified.
- For use at the end of a run of wall cabinets.
- Front frame size is 12″ (for 45°) less than overall width.
- Angle available on one side only.
- Integral Ends, and Flush Panel Ends not available on Angled End.
- Increased Depths available in 3″ increments to 15″.
- Reduced Depths available in 3″ increments to 9″.
- When Inset or Beaded Inset is specified, the doors must both be hinged opposite of the angled end unless used in conjunction with a finial hinge.

AEW-Angled End Wall Cabinets with Frame

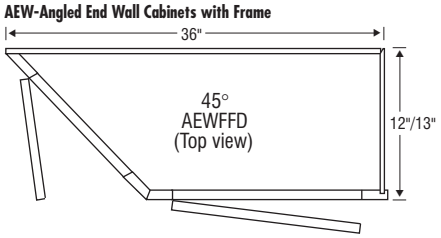

Door & Drawer Options

AF	AOMD	CC	CG	GAMD	HC	IFHG	MC	MD	MFO	PRMD	SHMD	SPLITDR	SPLITDRWS	TCG[1]	TCP[1]
✓			✓	✓		✓		✓	✓	✓	✓			✓	✓

End Panel Options

AUTH[2]	CSFPE	EXBK	EXDN	FFD	FL/FR	FPE	INTGE	IPE
✓	✓				✓	✓	✓	✓

Custom Modification Options

ADD_SHLF	ADDTK[3]	ADRW	BVR	CBO	CCO	CFNTO	CFRMO	CLIP	CND	CSDGBK	EX	EX_OL[4]	F.ALL	FBFL	FLUT[5]	FTK	ID	IH
	✓		✓	✓	✓	✓	✓		✓	✓	✓	✓			✓	✓	✓	✓

INVFRM	IW	LIGHT	MIP	OBRB	PFINBTMB	RD	RECTK[6]	RH	ROSFLUT[7]	RT	RW	STW	TD	TKP[3]	TVR	WS[8]	WTR
			✓	✓	✓	✓	✓		✓					✓	✓	✓	✓

[1] Not available on 30″ or 33″ high.
[2] Not available with authentic flush ends both.
[3] Not available on 33″ high.
[4] Not available with extended stiles both.
[5] Not available with fluting both or 6″ fluting.
[6] Recessed all ends not available on 33″ high.
[7] Not available with fluting both.
[8] Only available on 33″ high.

Wall End Cabinets

WALL END CABINET DOUBLE DOOR, 30″, 33″, 36″, 39″, 42″, 45″, or 48″ HIGH

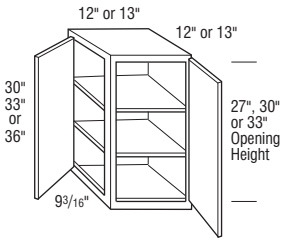

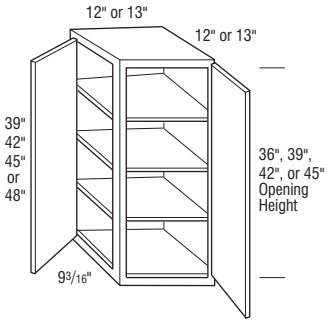

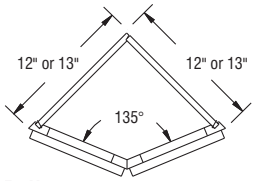

Top View

	Cubic Feet	1		2		3		4		5		6		7	
WEC1230D	3.6	1680		1765		1822		1926		2021		2207		2393	
• Reduced Heights available in 1/4″ increments. See page G•40 for details.															
WEC1233D	3.9	1768		1853		1914		2026		2123		2315		2507	
WEC1236D	4.2	1807		1894		1960		2068		2172		2374		2576	
• Two adjustable shelves.															
WEC1239D	4.6	1862		1952		2020		2131		2239		2447		2655	
WEC1242D	4.9	1860		1949		2015		2129		2272		2481		2690	
WEC1245D	5.0	1875		1961		2029		2145		2284		2497		2710	
WEC1248D	5.3	1888		1977		2045		2159		2300		2511		2722	
• Three adjustable shelves															

Notes below apply to all products in section above:

- Decorative Glass Door designs limited on this unit. See page H•18 for details.
- One 12″ end/back may be ordered as finished.
- Finished End modification available on one side only. See page G•8 for details.
- Increased Depths available in 3″ increments from 15″ to 24″.
- When used in conjunction with Inset or Beaded Inset, the hinge location will be changed on both doors to the center mullion.

Door & Drawer Options

AF	AOMD	CC	CG	GAMD	HC[1]	IFHG	MC[1]	MD	MFO	PRMD	SHMD	SPLITDR	SPLITDRWS	TCG[2]	TCP[2]
✓			✓		✓	✓	✓		✓		✓			✓	✓

End Panel Options

AUTH[3]	CSFPE	EXBK[4]	EXDN[5]	FFD	FL/FR	FPE	INTGE	IPE
✓		✓	✓					

Custom Modification Options

ADD_SHLF	ADDTK	ADRW	BVR	CBO	CCO	CFNTO	CFRMO	CLIP	CND	CSDGBK	EX	EX_OL	F.ALL	FBFL	FLUT	FTK	ID	IH
			✓	✓	✓	✓	✓		✓	✓						✓	✓	✓

INVFRM	IW	LIGHT	MIP	OBRB	PFINBTMB	RD	RECTK	RH[6]	ROSFLUT	RT	RW	STW	TD	TKP	TVR[7]	WS	WTR
			✓	✓	✓			✓							✓	✓	✓

[1] Only available on 36″-42″ high.
[2] Not available on 30″ or 33″ high.
[3] Not available with authentic flush ends both.
[4] Not available on end extended back left.
[5] Not available on EXDNLRB.
[6] Only available on 30″ high.
[7] Only available on TVRVV.

IH/RH availability charts starting on page G•40.
IW/RW availability charts starting on page G•46.

WALL END CABINET SINGLE DOOR, 30″, 33″, 36″, 39″, 42″, 45″, or 48″ HIGH

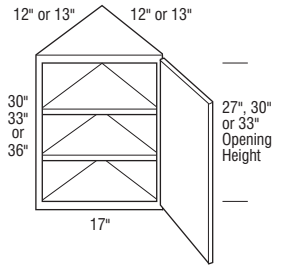

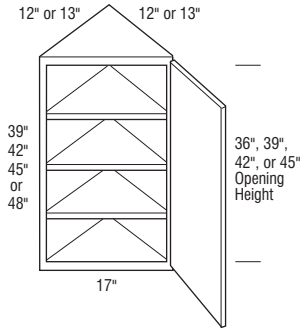

	Cubic Feet	1		2		3		4		5		6		7	
WEC1230 L or R	3.6	1560		1636		1699		1785		1872		2051		2230	
• Reduced Heights available in 1/4″ increments. See page G●40 for details.															
WEC1233 L or R	3.9	1653		1733		1796		1892		1984		2175		2366	
WEC1236 L or R	4.2	1680		1765		1822		1926		2021		2207		2393	
• Two adjustable shelves.															
WEC1239 L or R	4.6	1688		1773		1828		1936		2033		2218		2403	
WEC1242 L or R	4.9	1710		1789		1853		1954		2051		2245		2439	
WEC1245 L or R	5.0	1725		1808		1870		1971		2068		2262		2456	
WEC1248 L or R	5.3	1744		1824		1886		1987		2085		2278		2471	
• Three adjustable shelves															

Notes below apply to all products in section above:

- One 12″ end/back may be ordered as finished.
- Finished End modification available on one side only. See page G●8 for details.
- Increased Depths available in 3″ increments from 15″ to 24″.
- Only available in Inset and Beaded Inset when used in conjunction with a finial hinge.

Door & Drawer Options

AF	AOMD	CC	CG	GAMD	HC[1]	IFHG	MC[1]	MD	MFO	PRMD	SHMD	SPLITDR	SPLITDRWS	TCG[2]	TCP[2]
✓			✓	✓	✓	✓	✓	✓	✓	✓	✓			✓	✓

End Panel Options

AUTH	CSFPE	EXBK[3]	EXDN[4]	FFD	FL/FR	FPE	INTGE	IPE
		✓	✓		✓			

Custom Modification Options

ADD_SHLF	ADDTK	ADRW	BVR	CBO	CCO	CFNTO	CFRMO	CLIP	CND	CSDGBK	EX	EX_OL	F.ALL	FBFL	FLUT	FTK	ID	IH
			✓	✓	✓	✓	✓		✓	✓						✓	✓	✓

INVFRM	IW	LIGHT	MIP	OBRB	PFINBTMB	RD	RECTK	RH[5]	ROSFLUT	RT	RW	STW	TD	TKP	TVR	WS	WTR
			✓	✓	✓			✓							✓	✓	✓

[1] Only available on 36″-42″ high.
[2] Not available on 30″ or 33″ high.
[3] Not available on end extended back left.
[4] Not available on EXDNLRB.
[5] Only available on 30″ high.

135° Corner Wall Cabinets

135° CORNER OUTSIDE WALL, 30″, 33″, 36″, 39″, or 42″ HIGH

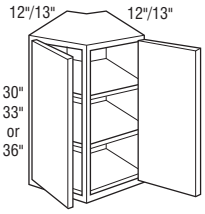

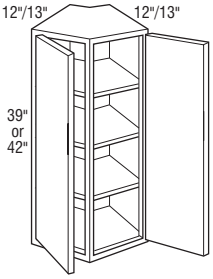

	Cubic Feet	1		2		3		4		5		6		7	
W630COA	7.7	1939		1972		2080		2209		2298		2505		2712	
W930COA	11.5	2132		2169		2287		2428		2528		2754		2980	
W1230COA	15.0	2326		2366		2495		2651		2758		3004		3250	
W633COA	8.4	2132		2169		2287		2428		2528		2754		2980	
W933COA	12.6	2326		2366		2495		2651		2758		3004		3250	
W1233COA	16.4	2521		2562		2704		2870		2988		3255		3522	
W636COA	9.1	2326		2366		2495		2651		2758		3004		3250	
W936COA	13.6	2521		2562		2704		2870		2988		3255		3522	
W1236COA	17.7	2715		2761		2913		3091		3218		3504		3790	
W639COA	9.8	2521		2562		2704		2870		2988		3255		3522	
W939COA	14.7	2715		2761		2913		3091		3218		3504		3790	
W1239COA	19.1	2909		2957		3120		3313		3448		3754		4060	
W642COA	10.5	2715		2761		2913		3091		3218		3504		3790	
W942COA	15.7	2909		2957		3120		3313		3448		3754		4060	
W1242COA	20.5	3103		3154		3328		3533		3677		4004		4331	

Notes below apply to all products in section above:

- Doors are hinged on outside of frame.
- Adjustable shelf cannot be removed from cabinet.
- No leg changes allowed.
- Reduced depths available in 3″ increments to 9″.
- Increased depths available in 13″ deep, 15″ deep, 18″ deep, 21″ deep, and 24″ deep.

Model	A Dimension	B Dimension
W6(*)COA	6″	10 31/32″
W9(*)COA	9″	13 31/32″
W12(*)COA	12″	16 31/32″

A indicates back width of cabinet and wall space
B indicates face frame width
(*) indicates height of cabinet

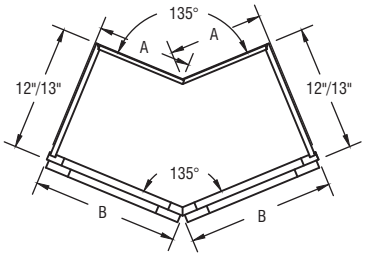

Top View

Door & Drawer Options

AF	AOMD	CC	CG	GAMD	HC	IFHG	MC	MD	MFO	PRMD	SHMD	SPLITDR	SPLITDRWS	TCG	TCP
			✓			✓		✓	✓	✓	✓				

End Panel Options

AUTH	CSFPE	EXBK	EXDN	FFD	FL/FR	FPE	INTGE	IPE
✓	✓		✓		✓	✓		

Custom Modification Options

ADD_SHLF	ADDTK	ADRW	BVR	CBO	CCO	CFNTO	CFRMO	CLIP	CND	CSDGBK	EX	EX_OL[1]	F.ALL	FBFL	FLUT	FTK	ID	IH
			✓	✓	✓				✓	✓	✓	✓					✓	

INVFRM	IW	LIGHT	MIP	OBRB	PFINBTMB	RD	RECTK	RH	ROSFLUT	RT	RW	STW	TD	TKP	TVR	WS	WTR
		✓	✓		✓	✓										✓	✓

[1] Not available with extended stiles both.

IH/RH availability charts starting on page G•40.
IW/RW availability charts starting on page G•46.

135° CORNER INSIDE WALL, 30″, 33″, 36″, 39″, or 42″ HIGH

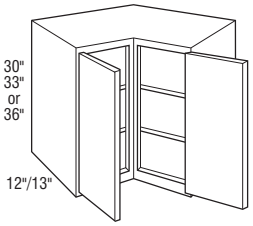

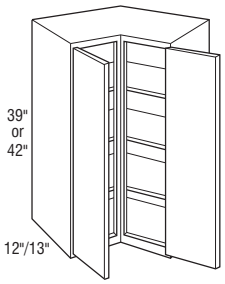

	Cubic Feet	1	2	3	4	5	6	7
W2130CIA	19.6	2521	2562	2704	2870	2988	3255	3522
W2430CIA	23.9	2715	2761	2913	3091	3218	3504	3790
W2730CIA	28.7	2909	2957	3120	3313	3448	3754	4060
W2133CIA	21.4	2715	2761	2913	3091	3218	3504	3790
W2433CIA	26.1	2909	2957	3120	3313	3448	3754	4060
W2733CIA	31.3	3103	3154	3328	3533	3677	4004	4331
W2136CIA	23.2	2909	2957	3120	3313	3448	3754	4060
W2436CIA	28.3	3103	3154	3328	3533	3677	4004	4331
W2736CIA	34.0	3296	3351	3536	3754	3907	4256	4605
W2139CIA	25.0	3103	3154	3328	3533	3677	4004	4331
W2439CIA	30.5	3296	3351	3536	3754	3907	4256	4605
W2739CIA	36.6	3490	3548	3743	3975	4137	4506	4875
W2142CIA	26.8	3296	3351	3536	3754	3907	4256	4605
W2442CIA	32.7	3490	3548	3743	3975	4137	4506	4875
W2742CIA	39.2	3684	3746	3951	4196	4368	4757	5146

Notes below apply to all products in section above:

- Doors are hinged on outside of frame.
- Adjustable shelf cannot be removed from cabinet.
- No leg changes allowed.
- Reduced depths available in 3″ increments to 9″.
- Increased depths available in 13″ deep, 15″ deep, 18″ deep, 21″ deep, and 24″ deep.

Model	A Dimension	B Dimension
W21(*)CIA	21″	16 1/16″
W24(*)CIA	24″	19 1/16″
W27(*)CIA	27″	22 1/16″

A indicates back width of cabinet and wall space
B indicates face frame width
(*) indicates height of cabinet

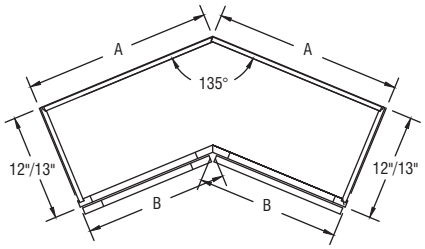

Top View

Door & Drawer Options

AF	AOMD	CC	CG	GAMD	HC	IFHG	MC	MD	MFO	PRMD	SHMD	SPLITDR	SPLITDRWS	TCG	TCP
			✓			✓		✓	✓	✓	✓				

End Panel Options

AUTH	CSFPE	EXBK	EXDN	FFD	FL/FR	FPE	INTGE	IPE
✓	✓		✓		✓	✓		

Custom Modification Options

ADD_SHLF	ADDTK	ADRW	BVR	CBO	CCO	CFNTO	CFRMO	CLIP	CND	CSDGBK	EX	EX_OL[1]	F.ALL	FBFL	FLUT[2]	FTK	ID	IH
			✓	✓	✓				✓	✓	✓	✓			✓		✓	

INVFRM	IW	LIGHT	MIP	OBRB	PFINBTMB	RD	RECTK	RH	ROSFLUT	RT	RW	STW	TD	TKP	TVR	WS	WTR
		✓	✓		✓	✓			✓							✓	✓

[1] Not available with extended stiles both.
[2] Not available with 6″ fluting.

Wall Message Center

WALL MESSAGE CENTER, 3″ WIDE, 30″, 33″, or 36″ HIGH, 12″ DEEP

S

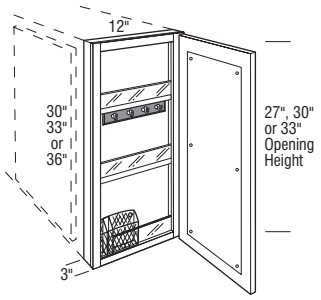

	Cubic Feet	1		2		3		4		5		6		7	
WMC1230 L or R	1.4	1397		1464		1516		1598		1690		1849		2008	
WMC1233 L or R	1.5	1560		1635		1690		1784		1888		2063		2238	
WMC1236 L or R	1.6	1646		1725		1785		1882		1994		2179		2364	

- Finished Flush Panel Ends standard.
- Two fixed shelves.
- Includes magnetic whiteboard on back of door, key hooks, pencil holder, and fixed plexi-glass fronted shelves.
- Door will open 90° without decorative hardware.
- Cabinet recommended to be hinged on wall side.
- For proper installation, adjacent cabinet must have flush ends or 3/32″ skin applied.
- Embellishments or overlay fillers can be used on side of cabinet to add a decorative touch.
- Some modifications will require a Special Increased Depth option to be selected.
- Increased Depths available in 1/4″ increments from 3 1/4″ to 30″.
- Not available on Inset and Beaded Inset styles.

Door & Drawer Options

AF	AOMD	CC	CG	GAMD	HC	IFHG	MC	MD	MFO	PRMD	SHMD	SPLITDR	SPLITDRWS	TCG	TCP
									✓						

End Panel Options

AUTH[1]	CSFPE	EXBK	EXDN	FFD	FL/FR	FPE	INTGE	IPE
✓	✓	✓	✓					

Custom Modification Options

ADD_SHLF	ADDTK	ADRW	BVR	CBO	CCO	CFNTO	CFRMO	CLIP	CND	CSDGBK	EX	EX_OL	F.ALL	FBFL	FLUT[2]	FTK[3]	ID	IH
		✓	✓	✓	✓	✓	✓		✓	✓	✓	✓			✓	✓	✓	

INVFRM	IW	LIGHT	MIP	OBRB	PFINBTMB	RD	RECTK	RH	ROSFLUT	RT	RW	STW	TD	TKP	TVR	WS	WTR
			✓	✓	✓				✓								✓

[1] Not available with authentic flush ends both.
[2] Not available with 6″ fluting.
[3] Not available with FTKAV and style B-L.

WALL MESSAGE CENTER, 3″ WIDE, 39″ or 42″ HIGH, 12″ DEEP

S

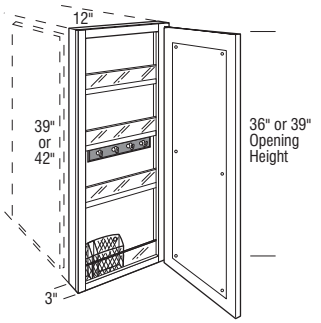

WMC1239 L or R	1.7	1732		1816		1878		1983		2097		2291		2485	
WMC1242 L or R	1.9	1775		1859		1924		2030		2150		2348		2546	

- Finished Flush Ends standard.
- Three fixed shelves.
- Includes magnetic whiteboard on back of door, key hooks, pencil holder, and fixed plexi-glass fronted shelves.
- Door will open 90° without decorative hardware.
- Cabinet recommended to be hinged on wall side.
- For proper installation, adjacent cabinet must have flush ends or 3/32″ skin applied.
- Embellishments or overlay fillers can be used on side of cabinet to add a decorative touch.
- Some modifications will require a Special Increased Depth option to be selected.
- Increased Depths available in 1/4″ increments from 3 1/4″ to 30″.
- Not available on Inset and Beaded Inset styles.

Door & Drawer Options

AF	AOMD	CC	CG	GAMD	HC	IFHG	MC	MD	MFO	PRMD	SHMD	SPLITDR	SPLITDRWS	TCG	TCP
									✓					✓	✓

End Panel Options

AUTH[1]	CSFPE	EXBK	EXDN	FFD	FL/FR	FPE	INTGE	IPE
✓	✓	✓	✓					

Custom Modification Options

ADD_SHLF	ADDTK	ADRW	BVR	CBO	CCO	CFNTO	CFRMO	CLIP	CND	CSDGBK	EX	EX_OL	F.ALL	FBFL	FLUT[2]	FTK[3]	ID	IH
		✓	✓	✓	✓	✓	✓		✓	✓	✓	✓			✓	✓	✓	

INVFRM	IW	LIGHT	MIP	OBRB	PFINBTMB	RD	RECTK	RH	ROSFLUT[4]	RT	RW	STW	TD	TKP	TVR	WS	WTR
			✓	✓	✓				✓								✓

[1] Not available with authentic flush ends both.
[2] Not available on 42″ high or with 6″ fluting.
[3] Not available with FTKAV and style B-L.
[4] Not available on 42″ high.

IH/RH availability charts starting on page G•40.
IW/RW availability charts starting on page G•46.

WALL ORGANIZER, 30″, 33″, or 36″ WIDE, 9″ HIGH

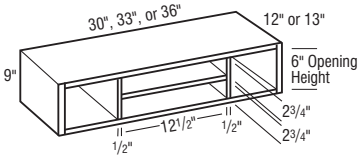

	Cubic Feet	1		2		3		4		5		6		7	
WORG30	2.8	417		417		417		417		417		417		417	
WORG33	3.0	438		438		438		438		438		438		438	
WORG36	3.3	455		455		455		455		455		455		455	

- Matching Interior standard.
- Inset and Beaded Inset Door Styles are a standard 13″ deep.
- Increased Depths available in 3″ increments from 15″ to 24″.
- Reduced Depths available in 3″ increments from 6″ to 9″.

Door & Drawer Options

AF	AOMD	CC	CG	GAMD	HC	IFHG	MC	MD	MFO	PRMD	SHMD	SPLITDR	SPLITDRWS	TCG	TCP

End Panel Options

AUTH	CSFPE	EXBK	EXDN	FFD	FL/FR	FPE	INTGE	IPE
	✓	✓	✓			✓		

Custom Modification Options

ADD_SHLF	ADDTK	ADRW	BVR	CBO	CCO	CFNTO	CFRMO	CLIP	CND	CSDGBK	EX	EX_OL[1]	F.ALL	FBFL	FLUT[2]	FTK	ID	IH
			✓				✓			✓	✓	✓			✓		✓	

INVFRM	IW	LIGHT	MIP	OBRB	PFINBTMB	RD	RECTK	RH	ROSFLUT	RT	RW	STW	TD	TKP	TVR	WS	WTR
						✓			✓							✓	✓

[1] Not available with extended stiles both.
[2] Not available with 6″ fluting.

FLOATING SHELF, 2 1/2″ HIGH, 10″ DEEP

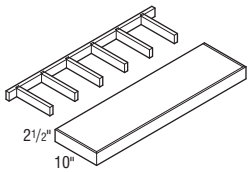

	Cubic Feet	1		2		3		4		5		6		7	
FS24	0.8	659		659		659		659		659		659		659	
FS30	1.0	748		748		748		748		748		748		748	
FS36	1.2	839		839		839		839		839		839		839	
FS42	1.4	929		929		929		929		929		929		929	
FS48	1.6	1017		1017		1017		1017		1017		1017		1017	
FS54	1.8	1108		1108		1108		1108		1108		1108		1108	
FS60	2.0	1198		1198		1198		1198		1198		1198		1198	

- Shelf is finished on all sides except the back edges.
- Installation instructions included.
- Weight capacity is 15 lbs. per linear foot of width.
- Edge will be a #12 profile.
- Increased Depths available in 1/4″ increments from 10 1/4″ to 12″.
- Reduced Depths available in 1/4″ increments from 6″ to 9 3/4″.

Door & Drawer Options

AF	AOMD	CC	CG	GAMD	HC	IFHG	MC	MD	MFO	PRMD	SHMD	SPLITDR	SPLITDRWS	TCG	TCP

End Panel Options

AUTH	CSFPE	EXBK	EXDN	FFD	FL/FR	FPE	INTGE	IPE

Custom Modification Options

ADD_SHLF	ADDTK	ADRW	BVR	CBO	CCO	CFNTO	CFRMO	CLIP	CND	CSDGBK	EX	EX_OL	F.ALL	FBFL	FLUT	FTK	ID	IH
																	✓	

INVFRM	IW[1]	LIGHT	MIP	OBRB	PFINBTMB	RD	RECTK	RH	ROSFLUT	RT	RW	STW	TD	TKP	TVR	WS	WTR
	✓					✓											

[1] Not available on 60″ wide.

Wall Organizer and Bookshelf & Wall Cabinet with Wine Rack

WALL ORGANIZER and BOOKSHELF, 36″ HIGH

S

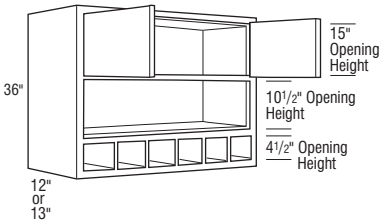

	Cubic Feet	1		2		3		4		5		6		7	
WOBS2436 (4 openings)	8.0	1881		1930		2000		2111		2224		2431		2638	
WOBS3036 (5 openings)	9.9	1958		2056		2128		2240		2363		2581		2799	
WOBS3636 (6 openings)	11.8	2156		2265		2340		2473		2607		2850		3093	

- Matching Interior standard.
- Change of configuration in organizer section not available.
- Inset and Beaded Inset Door Styles are a standard 13″ deep.
- Full Overlay Styles:
  - Increased Depths available in 1/4″ increments from 12 1/4″ to 30″.
  - Reduced Depths available in 1/4″ increments from 6″ to 11 3/4″.
- Inset and Beaded Inset Styles:
  - Increased Depths available in 1/4″ increments from 13 1/4″ to 30″.
  - Reduced Depths available in 1/4″ increments from 6″ to 12 3/4″.
- Increased Heights modification will increase the height of the upper cabinet section. The bottom section will retain its original height.

Door & Drawer Options

AF	AOMD	CC	CG	GAMD	HC	IFHG	MC	MD	MFO	PRMD[1]	SHMD	SPLITDR	SPLITDRWS	TCG	TCP
✓			✓	✓		✓		✓	✓	✓		✓			

End Panel Options

AUTH	CSFPE	EXBK	EXDN	FFD	FL/FR	FPE	INTGE	IPE
✓	✓	✓	✓		✓	✓		

Custom Modification Options

ADD_SHLF	ADDTK	ADRW	BVR	CBO	CCO	CFNTO	CFRMO	CLIP	CND	CSDGBK	EX	EX_OL	F.ALL	FBFL	FLUT[2]	FTK	ID	IH
✓		✓	✓	✓		✓			✓	✓	✓	✓			✓	✓	✓	✓

INVFRM	IW	LIGHT	MIP	OBRB	PFINBTMB	RD	RECTK	RH	ROSFLUT	RT	RW[1]	STW	TD	TKP	TVR	WS	WTR
	✓			✓	✓	✓			✓	✓	✓		✓		✓	✓	✓

[1] Not available on 24″ wide.
[2] Not available with 6″ fluting.
[3] Not available on 24″ or 36″ wide.

WALL CABINET with WINE RACK, 30″ HIGH

S

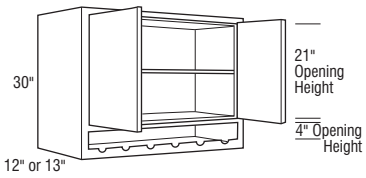

WWR2430 (4 openings)	6.7	1807		1894		1949		2059		2150		2350		2550	
WWR3030 (5 openings)	8.3	1846		1935		2004		2116		2195		2398		2601	
WWR3630 (6 openings)	9.9	1984		2075		2145		2266		2406		2629		2852	

- Matching Interior and Flush Bottom standard.
- One adjustable and one fixed shelf.
- Reveal under these models is less than the standard wall cabinet reveal. This may interfere with installation of cabinets/accessories to the bottom of the cabinet.
- Inset and Beaded Inset Door Styles are a standard 13″ deep.
- Full Overlay Styles:
  - Increased Depths available in 1/4″ increments from 12 1/4″ to 30″.
  - Reduced Depths available in 1/4″ increments from 6″ to 11 3/4″.
- Inset and Beaded Inset Styles:
  - Increased Depths available in 1/4″ increments from 13 1/4″ to 30″.
  - Reduced Depths available in 1/4″ increments from 6″ to 12 3/4″.
- Increased Heights modification will increase the height of the upper cabinet section. The bottom section will retain its original height.

Door & Drawer Options

AF	AOMD	CC	CG	GAMD	HC	IFHG	MC	MD	MFO	PRMD[1]	SHMD	SPLITDR	SPLITDRWS	TCG	TCP
✓			✓	✓		✓		✓	✓	✓		✓			

End Panel Options

AUTH	CSFPE	EXBK	EXDN	FFD	FL/FR	FPE	INTGE	IPE
✓	✓	✓	✓		✓	✓		

Custom Modification Options

ADD_SHLF	ADDTK	ADRW	BVR	CBO	CCO	CFNTO	CFRMO	CLIP	CND	CSDGBK	EX	EX_OL	F.ALL	FBFL	FLUT[2]	FTK	ID	IH
✓			✓	✓	✓	✓				✓	✓	✓			✓	✓	✓	✓

INVFRM	IW	LIGHT	MIP	OBRB	PFINBTMB	RD	RECTK	RH	ROSFLUT[3]	RT	RW	STW	TD	TKP	TVR	WS	WTR
				✓		✓			✓	✓			✓		✓	✓	✓

[1] Not available on 24″ wide.
[2] Not available with fluting both or 6″ fluting.
[3] Not available with fluting both.

IH/RH availability charts starting on page G•40.
IW/RW availability charts starting on page G•46.

WALL WINE RACK, 15″, 18″, 30″, or 36″ HIGH

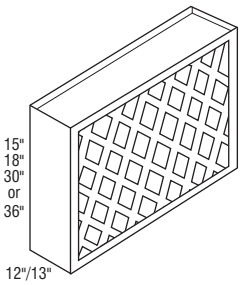

	Cubic Feet	1	2	3	4	5	6	7
WNR3015	4.4	910	910	910	910	910	910	910
WNR3315	4.8	1000	1000	1000	1000	1000	1000	1000
WNR3615	5.2	1091	1091	1091	1091	1091	1091	1091
WNR3018	5.2	1091	1091	1091	1091	1091	1091	1091
WNR3318	5.6	1202	1202	1202	1202	1202	1202	1202
WNR3618	6.1	1310	1310	1310	1310	1310	1310	1310
WNR1530	4.4	1036	1036	1036	1036	1036	1036	1036
WNR1830	5.2	1091	1091	1091	1091	1091	1091	1091
WNR2130	5.9	1273	1273	1273	1273	1273	1273	1273
WNR2430	6.7	1454	1454	1454	1454	1454	1454	1454
WNR3630	9.9	2181	2181	2181	2181	2181	2181	2181
WNR1836	6.1	1310	1310	1310	1310	1310	1310	1310
WNR2436	8.0	1746	1746	1746	1746	1746	1746	1746

- Matching Interior standard.
- Size of openings is 4″W x 4″H; number of openings varies with size of unit.
- Inset and Beaded Inset Door Styles are a standard 13″ deep.
- If ordered with Hewn Technique, will not feature sand-through characteristics.

Model	Sections
WNR3015	10
WNR3315	14
WNR3615	14
WNR3018	10
WNR3318	14
WNR3618	14
WNR1530	10
WNR1830	10
WNR2130	18
WNR2430	18
WNR3630	32
WNR1836	14
WNR2436	22

Door & Drawer Options

AF	AOMD	CC	CG	GAMD	HC	IFHG	MC	MD	MFO	PRMD	SHMD	SPLITDR	SPLITDRWS	TCG	TCP

End Panel Options

AUTH	CSFPE	EXBK	EXDN	FFD	FL/FR	FPE	INTGE	IPE
✓	✓	✓	✓		✓	✓		

Custom Modification Options

ADD_SHLF	ADDTK	ADRW	BVR	CBO	CCO	CFNTO	CFRMO	CLIP	CND	CSDGBK	EX	EX_OL	F.ALL	FBFL	FLUT[1]	FTK	ID	IH
		✓	✓							✓	✓	✓			✓	✓		

INVFRM	IW	LIGHT	MIP	OBRB	PFINBTMB	RD	RECTK	RH	ROSFLUT	RT	RW	STW	TD	TKP	TVR	WS	WTR
				✓		✓			✓							✓	✓

[1] Not available with 6″ fluting.

Wall Wine Storage Cabinets

WALL WINE STORAGE CABINET, 12″, 15″, 18″, 21″, or 24″ HIGH

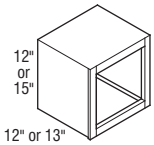

(Left Shown)

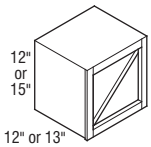

(Right Shown)

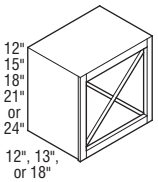

	Cubic Feet	1		2		3		4		5		6		7	
WSC121212 L or R	1.5	905		905		905		905		905		905		905	
WSC151512 L or R	2.2	980		980		980		980		980		980		980	
• Specify L or R angle.															
WSC121212	1.5	945		945		945		945		945		945		945	
WSC151512	2.2	1020		1020		1020		1020		1020		1020		1020	
WSC181812	3.1	1039		1039		1039		1039		1039		1039		1039	
WSC212112	4.2	1139		1139		1139		1139		1139		1139		1139	
WSC242412	5.3	1210		1210		1210		1210		1210		1210		1210	
WSC181818	4.3	1185		1185		1185		1185		1185		1185		1185	

Notes below apply to all products in section above:

- Matching Interior standard.
- Wine bottle quantities based on a wine bottle diameter of 3 1/2″.
- Inset and Beaded Inset Door Styles are a standard 13″ deep.
- "X" shelf configuration cannot be removed.
- If ordered with Heirloom Technique, will not feature sand-through characteristics.
- Full Overlay Styles:
  - Increased Depths available in 1/4″ increments from 12 1/4″ to 18″.
- Inset and Beaded Inset Styles:
  - Increased Depths available in 1/4″ increments from 13 1/4″ to 18″.
  - Reduced Depths available in 1/4″ increments from 12″ to 12 3/4″.

Model	# Openings	# Wine Bottles
WSC121212 L or R	2	4
WSC151512 L or R	2	9
WSC121212	4	4
WSC151512	4	6
WSC181812	4	12
WSC212112	4	16
WSC242412	4	24
WSC181818	4	12

Door & Drawer Options

AF	AOMD	CC	CG	GAMD	HC	IFHG	MC	MD	MFO	PRMD	SHMD	SPLITDR	SPLITDRWS	TCG	TCP

End Panel Options

AUTH	CSFPE	EXBK	EXDN	FFD	FL/FR	FPE	INTGE	IPE
✓	✓	✓	✓		✓	✓		

Custom Modification Options

ADD_SHLF	ADDTK	ADRW	BVR	CBO	CCO	CFNTO	CFRMO	CLIP	CND	CSDGBK	EX	EX_OL	F.ALL	FBFL	FLUT[1]	FTK	ID[2]	IH
			✓							✓	✓	✓			✓	✓	✓	

INVFRM	IW	LIGHT	MIP	OBRB	PFINBTMB	RD	RECTK	RH	ROSFLUT[3]	RT	RW	STW	TD	TKP	TVR	WS	WTR
				✓	✓				✓							✓	✓

[1] Not available with fluting both or 6″ fluting.
[2] Not available on 18″ deep.
[3] Not available with fluting both.

IH/RH availability charts starting on page G•40.
IW/RW availability charts starting on page G•46.

WALL CHINA DISPLAY, 15″ HIGH

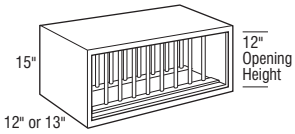

Model	# of Plates
WCD2415	8
WCD3015	10
WCD3615	12

	Cubic Feet	1		2		3		4		5		6		7	
WCD2415	3.5	1653		1653		1653		1653		1653		1653		1653	
WCD3015	4.4	1785		1785		1785		1785		1785		1785		1785	
WCD3615	5.2	1901		1901		1901		1901		1901		1901		1901	

- Matching Interior standard.
- Not available built as one unit with other wall cabinets.
- Inset and Beaded Inset Door Styles are a standard 13″ deep.
- Full Overlay Styles:
  - Increased Depths available in 1/4″ increments from 12 1/4″ to 30″.
  - Reduced Depths available in 1/4″ increments from 6″ to 11 3/4″.
- Inset and Beaded Inset Styles:
  - Increased Depths available in 1/4″ increments from 13 1/4″ to 30″.
  - Reduced Depths available in 1/4″ increments from 6″ to 12 3/4″.

Door & Drawer Options

AF	AOMD	CC	CG	GAMD	HC	IFHG	MC	MD	MFO	PRMD	SHMD	SPLITDR	SPLITDRWS	TCG	TCP

End Panel Options

AUTH	CSFPE	EXBK	EXDN	FFD	FL/FR	FPE	INTGE	IPE
✓	✓	✓	✓	✓	✓	✓		

Custom Modification Options

ADD_SHLF	ADDTK	ADRW	BVR	CBO	CCO	CFNTO	CFRMO	CLIP	CND	CSDGBK	EX	EX_OL	F.ALL	FBFL	FLUT[1]	FTK	ID	IH
		✓	✓							✓	✓	✓			✓	✓	✓	

INVFRM	IW	LIGHT	MIP	OBRB	PFINBTMB	RD	RECTK	RH	ROSFLUT	RT	RW[2]	STW	TD	TKP	TVR	WS	WTR
				✓	✓	✓			✓		✓					✓	✓

[1] Not available with 6″ fluting.
[2] Not available on 24″ wide.

Wine Cubes

WINE CUBE HORIZONTAL, 6″ HIGH

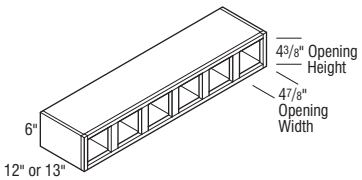

W636

	Cubic Feet	1		2		3		4		5		6		7	
W618 (3 openings)	1.2	523		523		523		523		523		523		523	
W624 (4 openings)	1.6	606		606		606		606		606		606		606	
W630 (5 openings)	1.9	695		695		695		695		695		695		695	
W636 (6 openings)	2.3	777		777		777		777		777		777		777	
W642 (7 openings)	2.7	869		869		869		869		869		869		869	

- Available as separate unit only.
- Inset Door Styles are standard 13″ deep. Beaded Inset not available.
- Increased Depths available in 1/4″ increments from 12 1/4″ to 24″.
- Matching Interior, Finished Ends, and Flush Panel Ends are standard.

Door & Drawer Options

AF	AOMD	CC	CG	GAMD	HC	IFHG	MC	MD	MFO	PRMD	SHMD	SPLITDR	SPLITDRWS	TCG	TCP

End Panel Options

AUTH	CSFPE	EXBK	EXDN	FFD	FL/FR	FPE	INTGE	IPE
		✓						

Custom Modification Options

ADD_SHLF	ADDTK	ADRW	BVR	CBO	CCO	CFNTO	CFRMO	CLIP	CND	CSDGBK	EX	EX_OL	F.ALL	FBFL	FLUT	FTK	ID	IH

INVFRM	IW	LIGHT	MIP	OBRB	PFINBTMB	RD	RECTK	RH	ROSFLUT	RT	RW	STW	TD	TKP	TVR	WS	WTR

WINE CUBE VERTICAL, 6″ WIDE

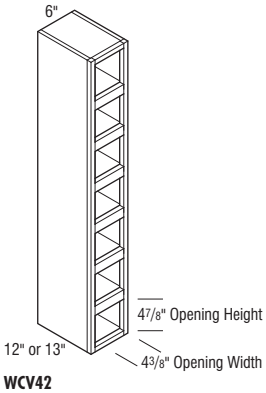

WCV42

WCV18 (3 openings)	1.2	523		523		523		523		523		523		523	

- Reduced Heights available in 6″ increments to 12″.

WCV24 (4 openings)	1.6	606		606		606		606		606		606		606	
WCV30 (5 openings)	1.9	695		695		695		695		695		695		695	
WCV36 (6 openings)	2.3	777		777		777		777		777		777		777	
WCV42 (7 openings)	2.7	869		869		869		869		869		869		869	

Notes below apply to all products in section above:
- Available as separate unit only.
- Inset Door Styles are standard 13″ deep. Beaded Inset not available.
- Matching Interior standard.
- Finished or Flush Panel Ends must be specified if required.

Door & Drawer Options

AF	AOMD	CC	CG	GAMD	HC	IFHG	MC	MD	MFO	PRMD	SHMD	SPLITDR	SPLITDRWS	TCG	TCP

End Panel Options

AUTH	CSFPE	EXBK	EXDN	FFD	FL/FR	FPE	INTGE	IPE
		✓						

Custom Modification Options

ADD_SHLF	ADDTK	ADRW	BVR	CBO	CCO	CFNTO	CFRMO	CLIP	CND	CSDGBK	EX	EX_OL	F.ALL	FBFL	FLUT	FTK	ID	IH

INVFRM	IW	LIGHT	MIP	OBRB	PFINBTMB	RD	RECTK	RH	ROSFLUT	RT	RW	STW	TD	TKP	TVR	WS	WTR

IH/RH availability charts starting on page G•40.
IW/RW availability charts starting on page G•46.

WALL SPICE DRAWER HORIZONTAL, 6″ HIGH

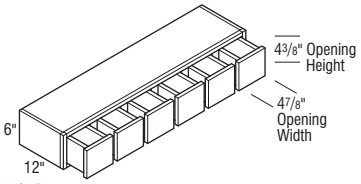

WSD36

	Cubic Feet	1		2		3		4		5		6		7	
WSD18 (3 drawers)	1.2	880		880		880		880		880		880		880	
WSD24 (4 drawers)	1.6	1086		1086		1086		1086		1086		1086		1086	
WSD30 (5 drawers)	1.9	1299		1299		1299		1299		1299		1299		1299	
WSD36 (6 drawers)	2.3	1506		1506		1506		1506		1506		1506		1506	
WSD42 (7 drawers)	2.7	1712		1712		1712		1712		1712		1712		1712	

- Matching Interior, Finished Ends, and Flush Panel Ends are standard.
- Not available on Inset and Beaded Inset styles.

Door & Drawer Options

AF	AOMD	CC	CG	GAMD	HC	IFHG	MC	MD	MFO	PRMD	SHMD	SPLITDR	SPLITDRWS	TCG	TCP

End Panel Options

AUTH	CSFPE	EXBK[1]	EXDN	FFD	FL/FR	FPE	INTGE	IPE
		✓						

Custom Modification Options

ADD_SHLF	ADDTK	ADRW	BVR	CBO	CCO	CFNTO	CFRMO	CLIP	CND	CSDGBK	EX	EX_OL	F.ALL	FBFL	FLUT	FTK	ID	IH

INVFRM	IW	LIGHT	MIP	OBRB	PFINBTMB	RD	RECTK	RH	ROSFLUT	RT	RW[2]	STW	TD	TKP	TVR	WS	WTR
											✓					✓	

[1] Not available on end extended back left.
[2] Only available on 18″ wide.

WALL SPICE DRAWER VERTICAL, 6″ WIDE

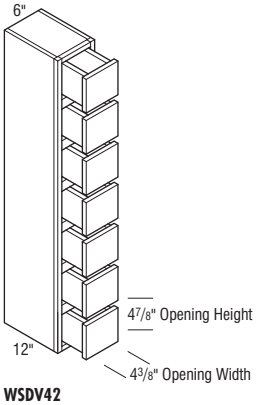

WSDV42

WSDV18 (3 drawers)	1.2	880		880		880		880		880		880		880	

- Reduced Heights available in 6″ increments to 12″.

WSDV24 (4 drawers)	1.6	1086		1086		1086		1086		1086		1086		1086	
WSDV30 (5 drawers)	1.9	1299		1299		1299		1299		1299		1299		1299	
WSDV36 (6 drawers)	2.3	1506		1506		1506		1506		1506		1506		1506	
WSDV42 (7 drawers)	2.7	1712		1712		1712		1712		1712		1712		1712	

Notes below apply to all products in section above:
- Not available on Inset and Beaded Inset styles.
- Matching Interior standard.
- Finished or Flush Panel Ends must be specified if required.

Door & Drawer Options

AF	AOMD	CC	CG	GAMD	HC	IFHG	MC	MD	MFO	PRMD	SHMD	SPLITDR	SPLITDRWS	TCG	TCP

End Panel Options

AUTH	CSFPE	EXBK[1]	EXDN	FFD	FL/FR	FPE	INTGE	IPE
		✓						

Custom Modification Options

ADD_SHLF	ADDTK	ADRW	BVR	CBO	CCO	CFNTO	CFRMO	CLIP	CND	CSDGBK	EX	EX_OL	F.ALL	FBFL	FLUT	FTK	ID	IH

INVFRM	IW	LIGHT	MIP	OBRB	PFINBTMB	RD	RECTK	RH	ROSFLUT	RT	RW	STW	TD	TKP	TVR	WS	WTR
																✓	

[1] Not available on end extended back left.

Wall Quarter Round End Shelves

WALL QUARTER ROUND END SHELF, 30″, 33″, 36″, 39″, 42″, 45″, or 48″ HIGH

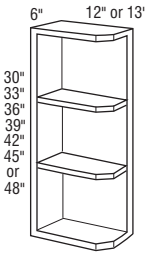

WQRES630RT
(Left angle shown)

	Cubic Feet	1		2		3		4		5		6		7	
WQRES630RT	2.0	865		865		865		865		865		865		865	

- Four fixed shelves including top/bottom.
- Reduced Heights available in 1/4″ increments from 18″ to 29 3/4″.
- Increased Heights available in 1/4″ increments from 30 1/4″ to 32 3/4″.

WQRES633RT	2.2	913		913		913		913		913		913		913	

- Four fixed shelves including top/bottom.
- Increased Heights available in 1/4″ increments from 33 1/4″ to 35 3/4″.

WQRES636RT	2.4	962		962		962		962		962		962		962	

- Four fixed shelves including top/bottom.
- Increased Heights available in 1/4″ increments from 36 1/4″ to 38 3/4″.

WQRES639RT	2.6	1011		1011		1011		1011		1011		1011		1011	

- Four fixed shelves including top/bottom.
- Increased Heights available in 1/4″ increments from 39 1/4″ to 44 3/4″.

WQRES642RT	2.7	1060		1060		1060		1060		1060		1060		1060	

- Five fixed shelves including top/bottom.
- Increased Heights available in 1/4″ increments from 42 1/4″ to 47 3/4″.

WQRES645RT	3.0	1108		1108		1108		1108		1108		1108		1108	

- Five fixed shelves including top/bottom.
- Increased Heights available in 1/4″ increments from 45 1/4″ to 47 3/4″.

WQRES648RT	3.2	1158		1158		1158		1158		1158		1158		1158	

- Five fixed shelves including top/bottom.

Notes below apply to all products in section above:

- 3/4″ thick back and side.
- Inset and Beaded Inset Door Styles are a standard 13″ deep.
- Increased Depths available in 1/4″ increments to 18″.
- Reduced Depths available in 1/4″ increments to 9″.

Door & Drawer Options

AF	AOMD	CC	CG	GAMD	HC	IFHG	MC	MD	MFO	PRMD	SHMD	SPLITDR	SPLITDRWS	TCG	TCP

End Panel Options

AUTH	CSFPE	EXBK	EXDN	FFD	FL/FR	FPE	INTGE	IPE
		✓						

Custom Modification Options

ADD_SHLF	ADDTK	ADRW	BVR	CBO	CCO	CFNTO	CFRMO	CLIP	CND	CSDGBK	EX	EX_OL	F.ALL	FBFL	FLUT	FTK	ID	IH[1]
																	✓	✓

INVFRM	IW	LIGHT	MIP	OBRB	PFINBTMB	RD	RECTK	RH[2]	ROSFLUT	RT	RW	STW	TD	TKP	TVR	WS	WTR
	✓					✓		✓			✓					✓	

[1] Not available on 48″ high.
[2] Only available on 30″ high.

IH/RH availability charts starting on page G•40.
IW/RW availability charts starting on page G•46.

WALL QUARTER ROUND END SHELF, SQUARE TOP and CLIPPED BOTTOM SHELVES, 30″, 33″, 36″, 39″, 42″, 45″, or 48″ HIGH

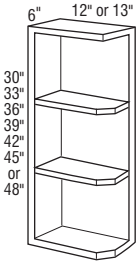

	Cubic Feet	1		2		3		4		5		6		7	
WQRES630ST L or R	2.0	910		910		910		910		910		910		910	
WQRES633ST L or R	2.2	960		960		960		960		960		960		960	
WQRES636ST L or R	2.4	1008		1008		1008		1008		1008		1008		1008	
WQRES639ST L or R	2.6	1057		1057		1057		1057		1057		1057		1057	
WQRES642ST L or R	2.7	1105		1105		1105		1105		1105		1105		1105	
WQRES645ST L or R	3.0	1153		1153		1153		1153		1153		1153		1153	
WQRES648ST L or R	3.2	1202		1202		1202		1202		1202		1202		1202	

- L or R denotes square top placement.
- 30″, 33″, and 36″ high have four fixed shelves including top/bottom.
- 39″, 42″, 45″, and 48″ high have five fixed shelves including top/bottom.
- 3/4″ thick back and side.
- Solid-wood construction.

Door & Drawer Options

AF	AOMD	CC	CG	GAMD	HC	IFHG	MC	MD	MFO	PRMD	SHMD	SPLITDR	SPLITDRWS	TCG	TCP

End Panel Options

AUTH	CSFPE	EXBK	EXDN	FFD	FL/FR	FPE	INTGE	IPE
		✓						

Custom Modification Options

ADD_SHLF	ADDTK	ADRW	BVR	CBO	CCO	CFNTO	CFRMO	CLIP	CND	CSDGBK	EX	EX_OL	F.ALL	FBFL	FLUT	FTK	ID	IH[1]
																	✓	✓

INVFRM	IW	LIGHT	MIP	OBRB	PFINBTMB	RD	RECTK	RH[2]	ROSFLUT	RT	RW	STW	TD	TKP	TVR	WS	WTR
	✓					✓		✓			✓						

[1] Not available on 48″ high.
[2] Only available on 30″ high.

WALL QUARTER ROUND END SHELF, SQUARE SHELVES, 30″, 33″, 36″, 39″, 42″, 45″, or 48″ HIGH

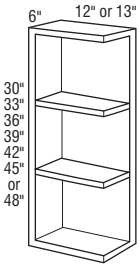

	Cubic Feet	1		2		3		4		5		6		7	
WQRES630STSB	2.0	910		910		910		910		910		910		910	
WQRES633STSB	2.2	960		960		960		960		960		960		960	
WQRES636STSB	2.4	1008		1008		1008		1008		1008		1008		1008	
WQRES639STSB	2.6	1057		1057		1057		1057		1057		1057		1057	
WQRES642STSB	2.7	1105		1105		1105		1105		1105		1105		1105	
WQRES645STSB	3.0	1153		1153		1153		1153		1153		1153		1153	
WQRES648STSB	3.2	1202		1202		1202		1202		1202		1202		1202	

- 30″, 33″, and 36″ high have four fixed shelves including top/bottom.
- 39″, 42″, 45″, and 48″ high have five fixed shelves including top/bottom.
- 3/4″ thick back and side.
- Solid-wood construction.
- All shelves are square.

Door & Drawer Options

AF	AOMD	CC	CG	GAMD	HC	IFHG	MC	MD	MFO	PRMD	SHMD	SPLITDR	SPLITDRWS	TCG	TCP

End Panel Options

AUTH	CSFPE	EXBK	EXDN	FFD	FL/FR	FPE	INTGE	IPE
		✓						

Custom Modification Options

ADD_SHLF	ADDTK	ADRW	BVR	CBO	CCO	CFNTO	CFRMO	CLIP	CND	CSDGBK	EX	EX_OL	F.ALL	FBFL	FLUT	FTK	ID	IH[1]
																	✓	✓

INVFRM	IW	LIGHT	MIP	OBRB	PFINBTMB	RD	RECTK	RH[2]	ROSFLUT	RT	RW	STW	TD	TKP	TVR	WS	WTR
	✓					✓		✓			✓						

[1] Not available on 48″ high.
[2] Only available on 30″ high.

Wall Quarter Round End Shelves

WALL QUARTER ROUND END SHELF, 12″ RADIUS, CLIPPED SHELVES, 30″, 33″, 36″, 39″, 42″, 45″, or 48″ HIGH

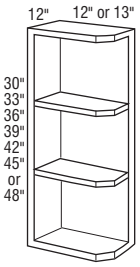

	Cubic Feet	1	2	3	4	5	6	7
WQRES1230RT	2.0	996	996	996	996	996	996	996
WQRES1233RT	2.2	996	996	996	996	996	996	996
WQRES1236RT	2.4	1094	1094	1094	1094	1094	1094	1094
WQRES1239RT	2.6	1094	1094	1094	1094	1094	1094	1094
WQRES1242RT	2.7	1191	1191	1191	1191	1191	1191	1191
WQRES1245RT	3.0	1239	1239	1239	1239	1239	1239	1239
WQRES1248RT	3.2	1288	1288	1288	1288	1288	1288	1288

- 30″, 33″, and 36″ high have four fixed shelves including top/bottom.
- 39″, 42″, 45″, and 48″ high have five fixed shelves including top/bottom.
- 3/4″ thick back and side.
- Solid-wood construction.

Door & Drawer Options

AF	AOMD	CC	CG	GAMD	HC	IFHG	MC	MD	MFO	PRMD	SHMD	SPLITDR	SPLITDRWS	TCG	TCP

End Panel Options

AUTH	CSFPE	EXBK	EXDN	FFD	FL/FR	FPE	INTGE	IPE
		✓						

Custom Modification Options

ADD_SHLF	ADDTK	ADRW	BVR	CBO	CCO	CFNTO	CFRMO	CLIP	CND	CSDGBK	EX	EX_OL	F.ALL	FBFL	FLUT	FTK	ID	IH[1]
																	✓	✓

INVFRM	IW	LIGHT	MIP	OBRB	PFINBTMB	RD	RECTK	RH[2]	ROSFLUT	RT	RW	RTW	TD	TKP	TVR	WS	WTR
						✓		✓									

[1] Not available on 48″ high.
[2] Only available on 30″ high.

WALL QUARTER ROUND END SHELF, 12″ RADIUS, SQUARE TOP and CLIPPED BOTTOM SHELVES, 30″, 33″, 36″, 39″, 42″, 45″, or 48″ HIGH

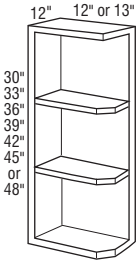

	Cubic Feet	1	2	3	4	5	6	7
WQRES1230ST L or R	2.0	1042	1042	1042	1042	1042	1042	1042
WQRES1233ST L or R	2.2	1090	1090	1090	1090	1090	1090	1090
WQRES1236ST L or R	2.4	1138	1138	1138	1138	1138	1138	1138
WQRES1239ST L or R	2.6	1187	1187	1187	1187	1187	1187	1187
WQRES1242ST L or R	2.7	1235	1235	1235	1235	1235	1235	1235
WQRES1245ST L or R	3.0	1284	1284	1284	1284	1284	1284	1284
WQRES1248ST L or R	3.2	1334	1334	1334	1334	1334	1334	1334

- L or R denotes square top placement.
- 30″, 33″, and 36″ high have four fixed shelves including top/bottom.
- 39,″ 42″, 45″, and 48″ high have five fixed shelves including top/bottom.
- 3/4″ thick back and side.
- Solid-wood construction.

Door & Drawer Options

AF	AOMD	CC	CG	GAMD	HC	IFHG	MC	MD	MFO	PRMD	SHMD	SPLITDR	SPLITDRWS	TCG	TCP

End Panel Options

AUTH	CSFPE	EXBK	EXDN	FFD	FL/FR	FPE	INTGE	IPE
		✓						

Custom Modification Options

ADD_SHLF	ADDTK	ADRW	BVR	CBO	CCO	CFNTO	CFRMO	CLIP	CND	CSDGBK	EX	EX_OL	F.ALL	FBFL	FLUT	FTK	ID	IH[1]
																	✓	✓

INVFRM	IW	LIGHT	MIP	OBRB	PFINBTMB	RD	RECTK	RH[2]	ROSFLUT	RT	RW	STW	TD	TKP	TVR	WS	WTR
						✓		✓									

[1] Not available on 48″ high.
[2] Only available on 30″ high.

IH/RH availability charts starting on page G•40.
IW/RW availability charts starting on page G•46.

Wall Quarter Round End Shelves & Wall Spice Pull-out Cabinets

WALL QUARTER ROUND END SHELF, 12″, SQUARE SHELVES, 30″, 33″, 36″, 39″, 42″, 45″, or 48″ HIGH

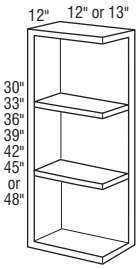

	Cubic Feet	1	2	3	4	5	6	7
WQRES1230STSB	2.0	1042	1042	1042	1042	1042	1042	1042
WQRES1233STSB	2.2	1090	1090	1090	1090	1090	1090	1090
WQRES1236STSB	2.4	1138	1138	1138	1138	1138	1138	1138
WQRES1239STSB	2.6	1187	1187	1187	1187	1187	1187	1187
WQRES1242STSB	2.7	1235	1235	1235	1235	1235	1235	1235
WQRES1245STSB	3.0	1284	1284	1284	1284	1284	1284	1284
WQRES1248STSB	3.2	1334	1334	1334	1334	1334	1334	1334

- 30″, 33″, and 36″ high have four fixed shelves including top/bottom.
- 39″, 42″, 45″, and 48″ high have five fixed shelves including top/bottom.
- 3/4″ thick back and side.
- Solid-wood construction.

Door & Drawer Options

AF	AOMD	CC	CG	GAMD	HC	IFHG	MC	MD	MFO	PRMD	SHMD	SPLITDR	SPLITDRWS	TCG	TCP

End Panel Options

AUTH	CSFPE	EXBK	EXDN	FFD	FL/FR	FPE	INTGE	IPE
		✓						

Custom Modification Options

ADD_SHLF	ADDTK	ADRW	BVR	CBO	CCO	CFNTO	CFRMO	CLIP	CND	CSDGBK	EX	EX_OL	F.ALL	FBFL	FLUT	FTK	ID	IH[1]
																	✓	✓

INVFRM	IW	LIGHT	MIP	OBRB	PFINBTMB	RD	RECTK	RH[2]	ROSFLUT	RT	RW	RTW	TD	TKP	TVR	WS	WTR
						✓		✓									

[1] Not available on 48″ high.
[2] Only available on 30″ high.

WALL SPICE PULL-OUT CABINET, 30″, 33″, 36″, 39″, or 42″ HIGH

S

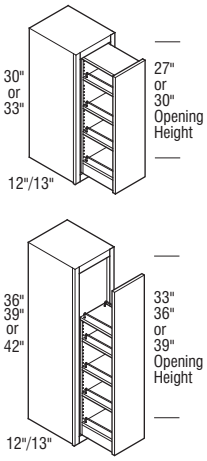

WSP930	2.8	1401	1469	1520	1605	1700	1855	2010
WSP1230	3.6	1485	1556	1610	1700	1801	1963	2125
WSP933	3.0	1598	1674	1733	1826	1935	2116	2297
WSP1233	3.9	1726	1810	1875	1977	2094	2283	2472
WSP936	3.3	1687	1771	1832	1930	2047	2236	2425
WSP1236	4.2	1810	1896	1963	2070	2192	2396	2600
WSP939	3.6	1806	1892	1958	2064	2187	2388	2589
WSP1239	4.6	1914	2005	2075	2187	2319	2530	2741
WSP942	3.8	1920	2013	2081	2195	2327	2542	2757
WSP1242	4.9	2043	2138	2216	2334	2473	2703	2933

Notes below apply to all products in section above:

- Includes adjustable shelves.
- Pull-out features Smart Stop.

Door & Drawer Options

AF	AOMD	CC	CG	GAMD	HC	IFHG	MC	MD	MFO	PRMD	SHMD	SPLITDR	SPLITDRWS	TCG	TCP
									✓						

End Panel Options

AUTH	CSFPE	EXBK	EXDN	FFD	FL/FR	FPE	INTGE	IPE
✓	✓	✓	✓		✓	✓	✓	✓

Custom Modification Options

ADD_SHLF	ADDTK	ADRW	BVR	CBO[1]	CCO[2]	CFNTO	CFRMO	CLIP	CND	CSDGBK	EX	EX_OL	F.ALL	FBFL	FLUT[3]	FTK[4]	ID	IH
		✓	✓	✓	✓					✓	✓	✓			✓	✓		

INVFRM	IW	LIGHT	MIP	OBRB	PFINBTMB	RD	RECTK	RH	ROSFLUT[5]	RT	RW	STW	TD	TKP	TVR	WS	WTR
			✓	✓	✓				✓							✓	✓

[1] Not available on 33″ or 39″ high.
[2] Not available on 30″, 36″ or 42″ high.
[3] Not available on 30″, 36″ or 42″ high and not available with fluting both or 6″ fluting.
[4] Not available on FTKAV and style B-L.
[5] Not available on 30″, 36″ or 42″ high and not available with fluting both.

Wall Spice Rack Cabinets

WALL SPICE RACK CABINET, 30″, 33″, 36″, 39″, or 42″ HIGH

S

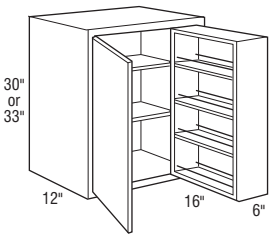

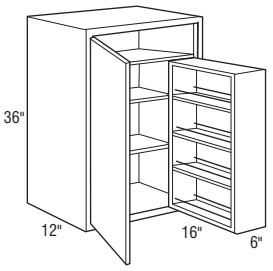

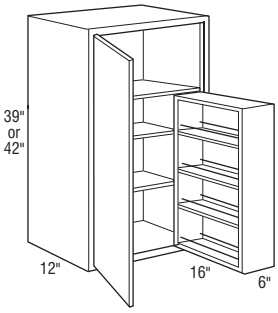

	Cubic Feet	1		2		3		4		5		6		7	
WSRC2130 L or R	5.9	1853		1944		2011		2121		2245		2453		2661	
WSRC2133 L or R	6.5	1915		2009		2078		2188		2320		2532		2744	
• Two 4 1/4″ deep shelves are included behind swing-out spice rack.															
WSRC2136 L or R	7.1	1976		2070		2142		2261		2394		2614		2834	
• Two 4 1/4″ deep shelves are included behind swing-out spice rack; one fixed shelf above swing-out.															
WSRC2139 L or R	7.6	2043		2138		2216		2334		2475		2703		2931	
WSRC2142 L or R	8.2	2107		2209		2283		2411		2554		2790		3026	

Notes below apply to all products in section above:

- Hinged opposite cabinet door.
- Two 4 1/4″ deep shelves are included behind swing-out spice rack; one fixed shelf above swing-out.
- Increased Depths available in 1/4″ increments from 12 1/4″ to 30″.
- Not available on Inset and Beaded Inset styles.

Door & Drawer Options

AF	AOMD	CC	CG	GAMD	HC	IFHG	MC	MD	MFO	PRMD	SHMD	SPLITDR	SPLITDRWS	TCG[1]	TCP[1]
			✓	✓	✓		✓	✓	✓	✓				✓	✓

End Panel Options

AUTH	CSFPE	EXBK	EXDN	FFD	FL/FR	FPE	INTGE	IPE
✓	✓	✓	✓		✓	✓		

Custom Modification Options

ADD_SHLF	ADDTK	ADRW	BVR	CBO	CCO	CFNTO	CFRMO	CLIP	CND[2]	CSDGBK	EX	EX_OL	F.ALL	FBFL	FLUT[3]	FTK	ID	IH
✓		✓	✓	✓	✓				✓	✓	✓	✓			✓	✓	✓	

INVFRM	IW	LIGHT	MIP	OBRB	PFINBTMB	RD[4]	RECTK	RH	ROSFLUT[5]	RT	RW	STW	TD	TKP	TVR	WS	WTR
			✓	✓	✓	✓			✓							✓	✓

[1] Not available on 30″ or 33″ high.
[2] Not available on 36″ or 42″ high.
[3] Not available with fluting both or 6″ fluting.
[4] Not available on 33″ or 39″ high.
[5] Not available with fluting both.

IH/RH availability charts starting on page G•40.
IW/RW availability charts starting on page G•46.

WALL BOX COLUMN PULL-OUT, PLAIN, 30″, 33″, 36″, 39″, or 42″ HIGH, 12″ DEEP

S

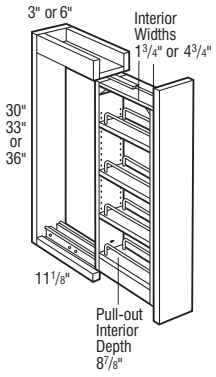

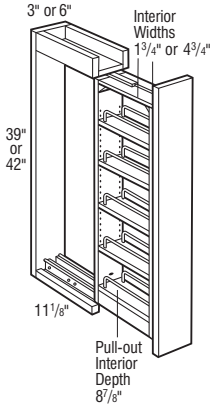

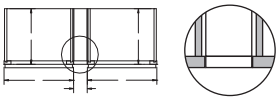

Top View Installation

Top View

	Cubic Feet	1	2	3	4	5	6	7
WBCPO330	1.2	994	994	994	994	994	994	994
WBCPO630	2.0	1297	1297	1297	1297	1297	1297	1297
WBCPO333	1.4	1358	1412	1451	1518	1580	1699	1818
WBCPO633	2.2	1371	1426	1466	1533	1597	1717	1837
WBCPO336	1.5	1378	1433	1474	1541	1605	1726	1847
WBCPO636	2.4	1450	1508	1551	1623	1691	1821	1951
WBCPO339	1.6	1572	1636	1684	1763	1838	1981	2124
WBCPO639	2.6	1606	1672	1721	1803	1880	2026	2172
WBCPO342	1.7	1634	1701	1751	1835	1913	2063	2213
WBCPO642	2.8	1662	1731	1782	1867	1947	2100	2253

- Includes adjustable shelves.
- Standard face application includes filler with overlay.
- Finger pull routed on bottom edge of wall unit. Hardware optional.
- Bottom of unit is always Natural Maple.
- Pull-out features Smart Stop.
- Not available on Inset and Beaded Inset styles.

Door & Drawer Options

AF	AOMD	CC	CG	GAMD	HC	IFHG	MC	MD	MFO	PRMD	SHMD	SPLITDR	SPLITDRWS	TCG	TCP
									✓						

End Panel Options

AUTH	CSFPE	EXBK	EXDN	FFD	FL/FR	FPE	INTGE	IPE

Custom Modification Options

ADD_SHLF	ADDTK	ADRW	BVR	CBO	CCO	CFNTO	CFRMO	CLIP	CND	CSDGBK	EX	EX_OL	F.ALL	FBFL	FLUT	FTK	ID	IH
															✓			

INVFRM	IW	LIGHT	MIP	OBRB	PFINBTMB	RD	RECTK	RH	ROSFLUT	RT	RW	RTW	TD	TKP	TVR	WS	WTR
			✓						✓								

Wall Box Column Pull-outs

WALL BOX COLUMN PULL-OUT, OVERLAY, 30″, 33″, 36″, 39″, or 42″ HIGH, 12″ DEEP

S

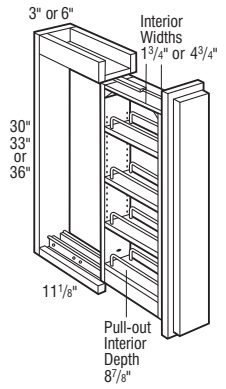

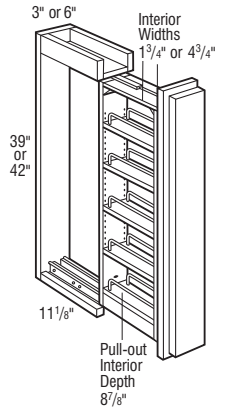

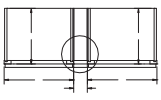

Top View Installation

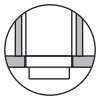

Top View

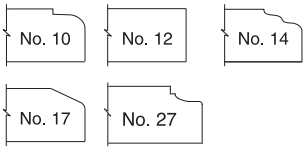

	Cubic Feet	1		2		3		4		5		6		7	
WBCPO3300L	1.2	994		994		994		994		994		994		994	
WBCPO6300L	2.0	1297		1297		1297		1297		1297		1297		1297	
WBCPO3330L	1.4	1083		1137		1176		1243		1305		1424		1543	
WBCPO6330L	2.2	1096		1151		1191		1258		1322		1442		1562	
WBCPO3360L	1.5	1103		1158		1199		1266		1330		1451		1572	
WBCPO6360L	2.4	1175		1233		1276		1348		1416		1546		1676	
WBCPO3390L	1.6	1297		1361		1409		1488		1563		1706		1849	
WBCPO6390L	2.6	1331		1397		1446		1528		1605		1751		1897	
WBCPO3420L	1.7	1359		1426		1476		1560		1638		1788		1938	
WBCPO6420L	2.8	1387		1456		1507		1592		1672		1825		1978	

- Overlay standard.
- Edge profile will match door profile selected (#10, #12, #14, #17, #27).
- Finger pull routed on bottom edge of wall unit. Hardware optional.
- Pull-out features Smart Stop.
- Available on end of run.
- Three adjustable shelves.
- Fluting modification available when the No Overlay modification is selected.
- Bottom of unit is always Natural Maple.
- Not available on Inset and Beaded Inset styles.

Door & Drawer Options

AF	AOMD	CC	CG	GAMD	HC	IFHG	MC	MD	MFO	PRMD	SHMD	SPLITDR	SPLITDRWS	TCG	TCP
									✓						

End Panel Options

AUTH	CSFPE	EXBK[1]	EXDN	FFD	FL/FR	FPE	INTGE	IPE
		✓						

Custom Modification Options

ADD_SHLF	ADDTK	ADRW	BVR	CBO	CCO	CFNTO	CFRMO	CLIP	CND	CSDGBK	EX	EX_OL	F.ALL	FBFL	FLUT	FTK	ID	IH
															✓			

INVFRM	IW	LIGHT	MIP	OBRB	PFINBTMB	RD	RECTK	RH	ROSFLUT	RT	RW	STW	TD	TKP	TVR	WS	WTR
			✓						✓							✓	

[1] Not available with end extended back left.

IH/RH availability charts starting on page G•40.
IW/RW availability charts starting on page G•46.

WALL BOX COLUMN PULL-OUT with K-CUP*, 30″ HIGH, 12″ DEEP

S

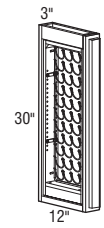

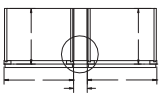

Top View Installation

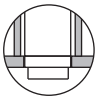

Top View

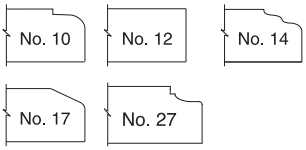

	Cubic Feet	1		2		3		4		5		6		7	
WBCPOKCUP330	1.2	1085		1085		1085		1085		1085		1085		1085	

- Holds 44 K-Cups.
- The K-Cup pull-out is compatible with K-Cup pods only.
- Overlay standard.
- Edge profile will match door profile selected (#10, #12, #14, #17, #27).
- Finger pull routed on bottom edge of wall unit. Hardware optional.
- Wire rack comes factory installed on the left side and can be reversed in the field.
- Smart Stop feature not available on pull-out.
- Available on end of run.
- Fluting modification available when the No Overlay modification is selected.
- Bottom of unit is always Natural Maple.
- Not available on Inset and Beaded Inset styles.

*K-Cup is a registered trademark of Keurig Green Mountain, Inc.

Door & Drawer Options

AF	AOMD	CC	CG	GAMD	HC	IFHG	MC	MD	MFO	PRMD	SHMD	SPLITDR	SPLITDRWS	TCG	TCP

End Panel Options

AUTH	CSFPE	EXBK	EXDN	FFD	FL/FR	FPE	INTGE	IPE
		✓						

Custom Modification Options

ADD_SHLF	ADDTK	ADRW	BVR	CBO	CCO	CFNTO	CFRMO	CLIP	CND	CSDGBK	EX	EX_OL	F.ALL	FBFL	FLUT	FTK	ID	IH
															✓			

INVFRM	IW	LIGHT	MIP	OBRB	PFINBTMB	RD	RECTK	RH	ROSFLUT	RT	RW	STW	TD	TKP	TVR	WS	WTR
			✓						✓							✓	

Notes

How to Use Your Schrock Boutique Price List

Your Schrock Boutique price guide contains charts with prices for each cabinetry product, arranged according to an alphabetical code. Use the chart below to determine the price code for your preferred cabinetry style.

Then refer to the various sections of this binder to find the types and sizes of cabinets required. Read across each chart to the column that corresponds to your style's price code to determine the price for each unit.

For example, if you want a range hood in the Kirkwood Cherry style, you would
- Find the price code for Kirkwood Cherry ("3" in the chart below)
- Refer to the "Wood Hoods and Hearths" section of this binder
- Locate product code WHA36 (WHA=Wall Hood Arched, 36=width in inches)
- Read across the chart in the same row to column 3 to find the price for this model in Kirkwood Cherry

Door Styles	Alder	Cherry	Maple	MDF	Quartersawn Oak	Rustic Alder	Walnut
Brennan	3	5	3		5	3	6
Brennan Beaded Inset	3+15%	5+15%	3+15%		5+15%	3+15%	6+15%
Brennan Inset	3+15%	5+15%	3+15%		5+15%	3+15%	6+15%
Delaney	2	4	2		4	2	6
Delaney Beaded Inset	2+15%	4+15%	2+15%		4+15%	2+15%	6+15%
Delaney Inset	2+15%	4+15%	2+15%		4+15%	2+15%	6+15%
Denton NEW	3	5	3		5	3	6
Garrett	1	3	1		3	1	5
Garrett Beaded Inset	1+15%	3+15%	1+15%		3+15%	1+15%	5+15%
Garrett Inset	1+15%	3+15%	1+15%		3+15%	1+15%	5+15%
Huxley NEW	3	5	3		5	3	6
Kennedy NEW	4	6	4		6	4	7
Kirkwood	1	3	1		3	1	5
Kirkwood Beaded Inset	1+15%	3+15%	1+15%		3+15%	1+15%	5+15%
Kirkwood Inset	1+15%	3+15%	1+15%		3+15%	1+15%	5+15%
Lorrina	5	6	5		6	5	7
Lorrina Beaded Inset	5+15%	6+15%	5+15%		6+15%	5+15%	7+15%
Lorrina Inset	5+15%	6+15%	5+15%		6+15%	5+15%	7+15%
Pleasant Hill NEW	1	3	1		3	1	5
Pleasant Hill Beaded Inset NEW	1+15%	3+15%	1+15%		3+15%	1+15%	5+15%
Pleasant Hill Inset NEW	1+15%	3+15%	1+15%		3+15%	1+15%	5+15%
Prestley NEW	4	6	4	1	6		7
Prestley Beaded Inset NEW				1+15%			
Prestley Inset NEW				1+15%			
Shaydon	1	3	1		3	1	5
Shaydon Beaded Inset	1+15%	3+15%	1+15%		3+15%	1+15%	5+15%
Shaydon Inset	1+15%	3+15%	1+15%		3+15%	1+15%	5+15%
Tanner	2	4	2		4	2	6
Tanner Beaded Inset	2+15%	4+15%	2+15%		4+15%	2+15%	6+15%
Tanner Inset	2+15%	4+15%	2+15%		4+15%	2+15%	6+15%
Vaughn	2	4	2		4	2	6
Vaughn Beaded Inset	2+15%	4+15%	2+15%		4+15%	2+15%	6+15%
Vaughn Inset	2+15%	4+15%	2+15%		4+15%	2+15%	6+15%

Schrock Boutique Modification Option Descriptions

Your Schrock Boutique price guide contains charts with modification option codes for each applicable cabinetry product. Reference the listing below to identify the modification description.

Door & Drawer Options

Option	Description
AF	Aluminum Door
CC	Craftsman Door
CG	Cut-for-glass
GAMD	Gallery Mullion Door
IFHG	Inset Finial Hinges
MD	Mullion Door
MFO	Modified Full Overlay
PRMD	Prairie Mullion Door
SHMD	Shaker Mullion Door

End Panel Options

Option	Description
AUTH	Authentic Flush End
CSFPE	Car Siding Flush Panel End
EXBK	End Extended Back
EXDN	Wall End and Back Extended Down
FPE	Flush Panel End
INTGE	Integral End
IPE	Inset Panel Ends

Custom Modification Options

Option	Description
ADD_SHLF	Add Shelf
ADDTK	Add Toekick
ADRW	Add Drawer Below Wall Unit
BVR	Bottom Valance Rail
CBO	Cabinet Box Only
CCO	Cabinet Case Only
CFNTO	Cabinet Front Only
CFRMO	Cabinet Frame Only
CND	Cabinet No Door
CSDGBK	Car Siding Back
EX	Extended Stile
EX_OL	Extended Stile with Overlay
FLUT	Fluting
FTK	Flush Toekick
ID	Increased Depth
IW	Increased Width
MIP	Matching Interior
OBRB	Open Bottom Rail Base
PFINBTMB	Finished Bottom
RD	Reduced Depth
RECTK	Recessed Toekick
ROSFLUT	Rose Fluting
RW	Reduced Width
TKP	Toekick Pedestal
WS	Wide Stiles
WTR	Wide Top Rail

CLASSIC WOOD HOOD ARCH, 36″, 42″, or 48″ WIDE, 24 7/8″ HIGH

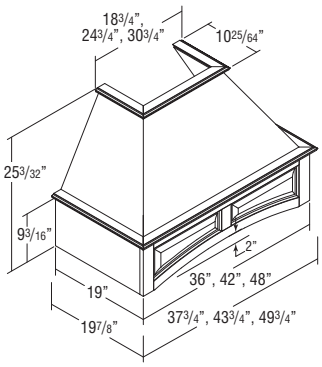

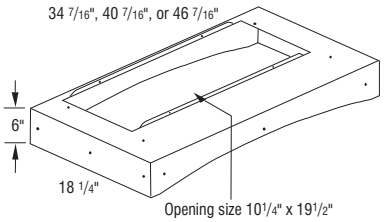

	Cubic Feet	1	2	3	4	5	6	7
WHA36	14.0	2590	2590	2590	2590	2590	2590	2590
WHA42	16.0	2936	2936	2936	2936	2936	2936	2936
WHA48	18.0	3182	3182	3182	3182	3182	3182	3182

- Freestanding unit. (Must be properly secured to wall and cannot be attached to adjacent cabinets.)
- Silver Metallic liner included. Assembly required.
- Arched raised panel valance front.
- Exhaust system not included.
- Installation instructions and hardware included.
- Alder substituted for Rustic Alder.
- Compatible with all blowers offered by Schrock Boutique.
- Chimney available (WHC).
- Check your local building code for installation heights above the range.
- Range hoods are ordered on an "as required" basis. No changes or cancellations will be accepted after 24 hours from acknowledgment of order.

Modifications Are Not Available

NEW WOOD HOOD ARCH FLAT PANEL, 30″, 36″, 42″, or 48″ WIDE

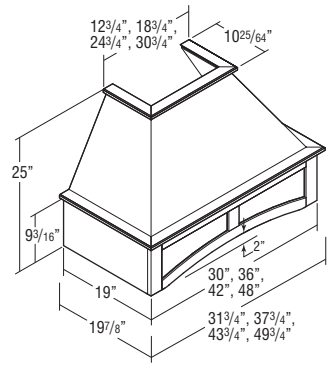

	Cubic Feet	1	2	3	4	5	6	7
WHAFP30	23.3	4063	4063	4063	4063	4063	4063	4063
WHAFP36	30.6	4198	4198	4198	4198	4198	4198	4198
WHAFP42	30.6	4333	4333	4333	4333	4333	4333	4333
WHAFP48	35.0	4469	4469	4469	4469	4469	4469	4469

- Freestanding unit. (Must be properly secured to wall and cannot be attached to adjacent cabinets.)
- Silver Metallic liner included. Assembly required.
- Arched flat panel valance front.
- Exhaust system not included.
- Installation instructions and hardware included.
- Alder substituted for Rustic Alder.
- Compatible with all blowers offered by Schrock Boutique.
- Chimney available (WHC).
- Check your local building code for installation heights above the range.
- Liner opening size: 10 1/4″ deep x 19 1/2″ wide.
- Range hoods are ordered on an "as required" basis. No changes or cancellations will be accepted after 24 hours from acknowledgment of order.

Modifications Are Not Available

Wood Hoods

CLASSIC WOOD HOOD SQUARE, 30″, 36″, 42″, or 48″ WIDE, 22 7/8″ HIGH

	Cubic Feet	1		2		3		4		5		6		7	
WHS30	23.3	1990		1990		1990		1990		1990		1990		1990	
WHS36	30.6	1990		1990		1990		1990		1990		1990		1990	
WHS42	30.6	2339		2339		2339		2339		2339		2339		2339	
WHS48	35.0	2642		2642		2642		2642		2642		2642		2642	

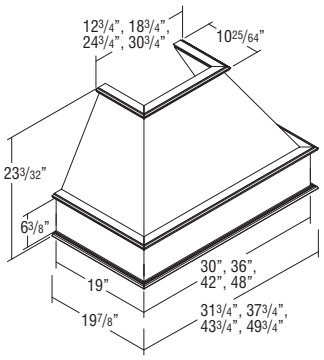

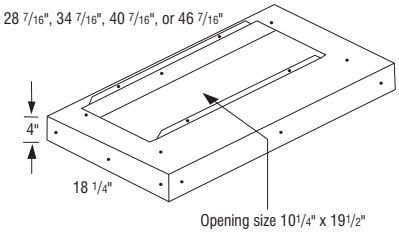

- Freestanding unit. (Must be properly secured to wall and cannot be attached to adjacent cabinets.)
- Silver Metallic liner included. Assembly required.
- Exhaust system not included.
- Installation instructions and hardware included.
- Alder substituted for Rustic Alder.
- Compatible with all blowers offered by Schrock Boutique.
- Chimney available (WHC).
- Check your local building code for installation heights above the range.
- Range hoods are ordered on an "as required" basis. No changes or cancellations will be accepted after 24 hours from acknowledgment of order.

Modifications Are Not Available

WOOD HOOD SQUARE FLAT PANEL, 30″, 36″, 42″, or 48″ WIDE

WHSFP30	23.3	4063		4063		4063		4063		4063		4063		4063	
WHSFP36	30.6	4198		4198		4198		4198		4198		4198		4198	
WHSFP42	30.6	4333		4333		4333		4333		4333		4333		4333	
WHSFP48	35.0	4469		4469		4469		4469		4469		4469		4469	

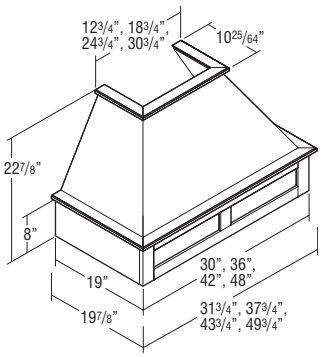

- Freestanding unit. (Must be properly secured to wall and cannot be attached to adjacent cabinets.)
- Silver Metallic liner included. Assembly required.
- Square flat panel valance front.
- Exhaust system not included.
- Installation instructions and hardware included.
- Alder substituted for Rustic Alder.
- Compatible with all blowers offered by Schrock Boutique.
- Chimney available (WHC).
- Check your local building code for installation heights above the range.
- Liner opening size: 10 1/4″ deep x 19 1/2″ wide.
- Range hoods are ordered on an "as required" basis. No changes or cancellations will be accepted after 24 hours from acknowledgment of order.

Modifications Are Not Available

CLASSIC WOOD HOOD CHIMNEY, 23 1/2″ HIGH

WHC30	1.5	499		499		499		499		499		499		499	
WHC36	3.0	499		499		499		499		499		499		499	
WHC42	4.0	599		599		599		599		599		599		599	
WHC48	5.0	698		698		698		698		698		698		698	

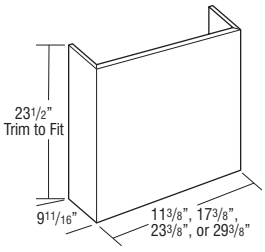

- Height trimmable up to 23″.
- If trimmed, moulding is recommended to conceal any cut marks.
- Optional accessory for WHA*, WHAFP*, WHS*, and WHSFP* wood hoods.
- 3/4″ plywood.
- Alder substituted for Rustic Alder.
- Chimneys are ordered on an "as required" basis. No changes or cancellations will be accepted after 24 hours from acknowledgment of order.

Modifications Are Not Available

IH/RH availability charts starting on page G•40.
IW/RW availability charts starting on page G•46.

WOOD HOOD CANOPY ARCHED, 30″, 36″, or 42″ WIDE, 24″, 30″, or 36″ HIGH

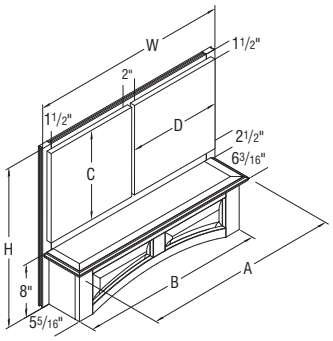

	Cubic Feet	1	2	3	4	5	6	7
WHCA30	4.0	3248	3248	3248	3248	3248	3248	3248
WHCA36	4.8	3543	3543	3543	3543	3543	3543	3543
WHCA42	5.6	3873	3873	3873	3873	3873	3873	3873
JWHCA3030	5.0	3414	3414	3414	3414	3414	3414	3414
JWHCA3630	5.9	3875	3875	3875	3875	3875	3875	3875
JWHCA4230	6.9	4140	4140	4140	4140	4140	4140	4140
WHCA3036	5.9	3390	3390	3390	3390	3390	3390	3390
WHCA3636	7.1	3663	3663	3663	3663	3663	3663	3663
WHCA4236	8.2	4432	4432	4432	4432	4432	4432	4432

- Area above mantel will match selected door style.
- Range hoods are ordered on an "as required" basis. No changes or cancellations will be accepted after 24 hours from acknowledgment of order.
- Install wood hood between 2 adjacent cabinets.
- Exhaust system not included.
- Compatible with all blowers offered by Schrock Boutique.
- Installation instructions and hardware included.
- Liner opening size: 10 1/4″ deep x 19 1/2″ wide.
- Alder substituted for Rustic Alder.
- Square silver metallic liner included. Assembly required.
- Beaded Inset is not available.
- Modifications available on applied doors only, including: Non Beaded Inset, Inset Finial Hinges, Modified Full Overlay, Mullion Doors, and Prairie Mullion Doors.

	Width (W)	Height (H)	Max. Width (A)	Min. Width (B)	Opening Height (C)	Opening Width (D)
WHCA30	30″	24″	29 9/16″	27 13/16″	12″	12 1/2″
WHCA36	36″	24″	35 9/16″	33 13/16″	12″	15 1/2″
WHCA42	42″	24″	41 9/16″	39 13/16″	12″	18 1/2″
JWHCA3030	30″	30″	29 9/16″	27 13/16″	18″	12 1/2″
JWHCA3630	36″	30″	35 9/16″	33 13/16″	18″	15 1/2″
JWHCA4230	42″	30″	41 9/16″	39 13/16″	18″	18 1/2″
WHCA3036	30″	36″	29 9/16″	27 13/16″	24″	12 1/2″
WHCA3636	36″	36″	35 9/16″	33 13/16″	24″	15 1/2″
WHCA4236	42″	36″	41 9/16″	39 13/16″	24″	18 1/2″

Door & Drawer Options

AF	CC	CG	GAMD	IFHG	MD	MFO	PRMD	SHMD
		✓	✓	✓	✓	✓	✓	✓

End Panel Options

AUTH	CSFPE	EXBK	EXDN	FPE	INTGE	IPE

Custom Modification Options

ADD_SHLF	ADDTK	ADRW	BVR	CBO	CCO	CFNTO	CFRMO	CND	CSDGBK	EX	EX_OL	FLUT	FTK	ID	IW	MIP	OBRB	PFINBTMB
								✓										

RD	RECTK	ROSFLUT	RW	TKP	WS	WTR

Wood Hoods

WOOD HOOD CANOPY SQUARE, 30″, 36″, or 42″ WIDE, 24″, 30″, or 36″ HIGH

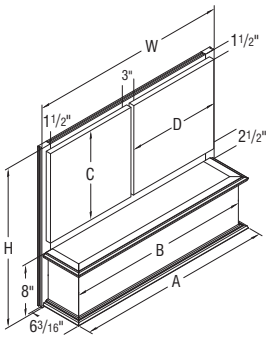

	Cubic Feet	1		2		3		4		5		6		7	
WHCS30	4.0	2839		2839		2839		2839		2839		2839		2839	
WHCS36	4.8	3134		3134		3134		3134		3134		3134		3134	
WHCS42	5.6	3444		3444		3444		3444		3444		3444		3444	
JWHCS3030	5.0	2890		2890		2890		2890		2890		2890		2890	
JWHCS3630	5.9	3281		3281		3281		3281		3281		3281		3281	
JWHCS4230	6.9	3603		3603		3603		3603		3603		3603		3603	
WHCS3036	5.9	3181		3181		3181		3181		3181		3181		3181	
WHCS3636	7.1	3350		3350		3350		3350		3350		3350		3350	
WHCS4236	8.2	3748		3748		3748		3748		3748		3748		3748	

- Area above mantel will match selected door style.
- Range hoods are ordered on an "as required" basis. No changes or cancellations will be accepted after 24 hours from acknowledgment of order.
- Install wood hood between 2 adjacent cabinets.
- Exhaust system not included.
- Compatible with all blowers offered by Schrock Boutique.
- Installation instructions and hardware included.
- Liner opening size: 10 1/4″ deep x 19 1/2″ wide.
- Alder substituted for Rustic Alder.
- Square silver metallic liner included. Assembly required.
- Beaded Inset is not available.
- Modifications available on applied doors only, including: Inset Finial Hinges, Modified Full Overlay, Mullion Doors, and Prairie Mullion Doors.

	Width (W)	Height (H)	Max. Width (A)	Min. Width (B)	Opening Height (C)	Opening Width (D)
WHCS30	30″	24″	29 9/16″	27 13/16″	12″	12 1/2″
WHCS36	36″	24″	35 9/16″	33 13/16″	12″	15 1/2″
WHCS42	42″	24″	41 9/16″	39 13/16″	12″	18 1/2″
JWHCS3030	30″	30″	29 9/16″	27 13/16″	18″	12 1/2″
JWHCS3630	36″	30″	35 9/16″	33 13/16″	18″	15 1/2″
JWHCS4230	42″	30″	41 9/16″	39 13/16″	18″	18 1/2″
WHCS3036	30″	36″	29 9/16″	27 13/16″	24″	12 1/2″
WHCS3636	36″	36″	35 9/16″	33 13/16″	24″	15 1/2″
WHCS4236	42″	36″	41 9/16″	39 13/16″	24″	18 1/2″

Door & Drawer Options

AF	CC	CG	GAMD	IFHG	MD	MFO	PRMD	SHMD
		✓	✓	✓	✓	✓	✓	✓

End Panel Options

AUTH	CSFPE	EXBK	EXDN	FPE	INTGE	IPE

Custom Modification Options

ADD_SHLF	ADDTK	ADRW	BVR	CBO	CCO	CFNTO	CFRMO	CND	CSDGBK	EX	EX_OL	FLUT	FTK	ID	IW	MIP	OBRB	PFINBTMB
								✓										

RD	RECTK	ROSFLUT	RW	TKP	WS	WTR

IH/RH availability charts starting on page G•40.
IW/RW availability charts starting on page G•46.

NEW WOOD HOOD STRAIGHT BATTEN - PROFILED, 30″ or 36″ WIDE, 24″ HIGH

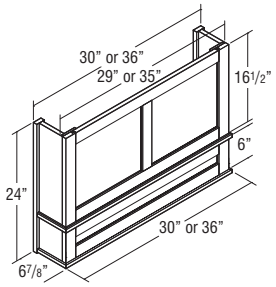

	Cubic Feet	1	2	3	4	5	6	7
WHSBATTEN3024	8.6	2885	2885	2885	2885	2885	2885	2885
WHSBATTEN3624	10.2	3250	3250	3250	3250	3250	3250	3250

- Install wood hood between 2 adjacent cabinets.
- Exhaust system not included.
- Compatible with all blowers offered by Schrock Boutique.
- Check your local building code for installation heights above the range.
- Square silver metallic liner included. Assembly required.
- Installation instructions and hardware included.
- Liner opening size: 10 1/4″ deep x 19 1/2″ wide.
- Fronts will match the door style profile selected. Image shown with shaker profile.
- Grain runs vertical on center panels in upper section and horizontal on center panel in lower section.
- Alder substituted for Rustic Alder.
- Range hoods are ordered on an "as required" basis. No changes or cancellations will be accepted after 24 hours from acknowledgment of order.
- Not available with Slab door styles.
- Inset and Beaded Inset is not available.
- All doors are square.

Modifications Are Not Available

NEW WOOD HOOD STRAIGHT BATTEN - PROFILED, 30″, 36″, or 42″ WIDE, 36″ HIGH

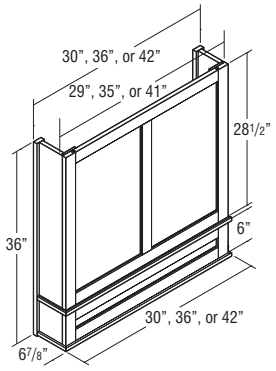

	Cubic Feet	1	2	3	4	5	6	7
WHSBATTEN3036	8.6	3550	3550	3550	3550	3550	3550	3550
WHSBATTEN3636	10.2	3976	3976	3976	3976	3976	3976	3976
WHSBATTEN4236	11.8	4374	4374	4374	4374	4374	4374	4374

- Install wood hood between 2 adjacent cabinets.
- Exhaust system not included.
- Compatible with all blowers offered by Schrock Boutique.
- Check your local building code for installation heights above the range.
- Square silver metallic liner included. Assembly required.
- Installation instructions and hardware included.
- Liner opening size: 10 1/4″ deep x 19 1/2″ wide.
- Fronts will match the door style profile selected. Image shown with shaker profile.
- Grain runs vertical on center panels in upper section and horizontal on center panel in lower section.
- Alder substituted for Rustic Alder.
- Range hoods are ordered on an "as required" basis. No changes or cancellations will be accepted after 24 hours from acknowledgment of order.
- Not available with Slab door styles.
- Inset and Beaded Inset is not available.
- All doors are square.

Modifications Are Not Available

Wood Hoods

WOOD HOOD NANTUCKET ARCH, 36″, 42″, or 48″ WIDE, 24 7/8″ HIGH

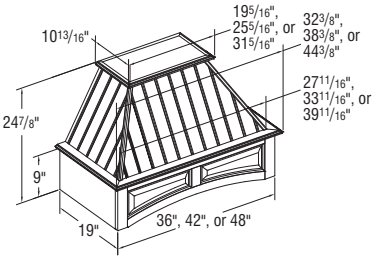

	Cubic Feet	1	2	3	4	5	6	7
WHNA36	12.3	5799	5799	5799	5799	5799	5799	5799
WHNA42	14.3	6162	6162	6162	6162	6162	6162	6162
WHNA48	16.2	6415	6415	6415	6415	6415	6415	6415

- Range hoods are ordered on an "as required" basis. No changes or cancellations will be accepted after 24 hours from acknowledgment of order.
- Exhaust system not included.
- Compatible with all blowers offered by Schrock Boutique .
- Chimney available (WHNC).
- Beading spacing 3″ on center.
- Arched raised panel valance front.
- Installation instructions and hardware included.
- Silver metallic liner included. Assembly required.
- Liner opening size: 10 1/4″ deep x 19 1/2″ wide.
- Alder substituted for Rustic Alder.
- Check your local building code for installation heights above the range.

Modifications Are Not Available

WOOD HOOD NANTUCKET STRAIGHT, 36″, 42″, or 48″ WIDE, 22 7/8″ HIGH

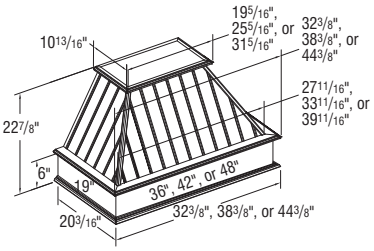

	Cubic Feet	1	2	3	4	5	6	7
WHNS36	12.3	5319	5319	5319	5319	5319	5319	5319
WHNS42	14.3	5485	5485	5485	5485	5485	5485	5485
WHNS48	16.2	5650	5650	5650	5650	5650	5650	5650

- Range hoods are ordered on an "as required" basis. No changes or cancellations will be accepted after 24 hours from acknowledgment of order.
- Exhaust system not included.
- Compatible with all blowers offered by Schrock Boutique .
- Chimney available (WHNC).
- Beading spacing 3″ on center.
- Installation instructions and hardware included.
- Silver metallic liner included. Assembly required.
- Liner opening size: 10 1/4″ deep x 19 1/2″ wide.
- Alder substituted for Rustic Alder.
- Check your local building code for installation heights above the range.

Modifications Are Not Available

WOOD HOOD NANTUCKET CHIMNEY, 31″ HIGH

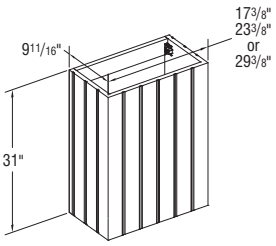

	Cubic Feet	1	2	3	4	5	6	7
WHNC36	4.3	1630	1630	1630	1630	1630	1630	1630
WHNC42	5.7	1781	1781	1781	1781	1781	1781	1781
WHNC48	7.1	1866	1866	1866	1866	1866	1866	1866

- Chimneys are ordered on an "as required" basis. No changes or cancellations will be accepted after 24 hours from acknowledgment of order.
- Optional accessory for Wood Hood Nantucket (WHNA & WHNS).
- Alder substituted for Rustic Alder.
- Height trimmable up to 23 1/2″.
- 3/4″ plywood.

Modifications Are Not Available

IH/RH availability charts starting on page G•40.
IW/RW availability charts starting on page G•46.

WOOD HOOD SHIPLAP STRAIGHT, 36″, 42″, or 48″ WIDE, 42″ HIGH

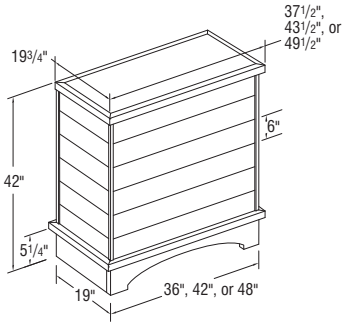

	Cubic Feet	1	2	3	4	5	6	7
JWHSHIPSTR36	22.0	3885	3885	3885	3885	3885	3885	3885
JWHSHIPSTR42	25.2	4112	4112	4112	4112	4112	4112	4112
JWHSHIPSTR48	28.4	4456	4456	4456	4456	4456	4456	4456

- Freestanding unit. (Must be properly secured to wall and cannot be attached to adjacent cabinets).
- Range hoods are ordered on an "as required" basis. No changes or cancellations will be accepted after 24 hours from acknowledgment of order.
- Exhaust system not included.
- Square silver metallic liner included. Assembly required.
- Compatible with all blowers offered by Schrock Boutique.
- Liner opening size: 10 1/4″ deep x 19 1/2″ wide.
- Alder substituted for Rustic Alder.
- Wood hood corner moulding shipped unattached.
- Constructed of 3/4″ thick grooved plywood creating a shiplap appearance.
- Trimmable. If trimmed, moulding is recommended to conceal any cut marks.
- Installation instructions and hardware included.
- Check local building code and appliance installation specifications for clearance requirements and installation heights above the range.

Modifications Are Not Available

WOOD HOOD SHIPLAP STRAIGHT with CORBELS, 36″, 42″, or 48″ WIDE, 42″ HIGH

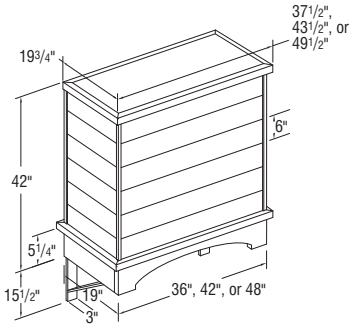

JWHSHIPSTRCB36	22.0	4767	4767	4767	4767	4767	4767	4767
JWHSHIPSTRCB42	25.2	4993	4993	4993	4993	4993	4993	4993
JWHSHIPSTRCB48	28.4	5338	5338	5338	5338	5338	5338	5338

- Freestanding unit. (Must be properly secured to wall and cannot be attached to adjacent cabinets).
- Includes a pair of decorative corbels.
- Range hoods are ordered on an "as required" basis. No changes or cancellations will be accepted after 24 hours from acknowledgment of order.
- Exhaust system not included.
- Square silver metallic liner included. Assembly required.
- Compatible with all blowers offered by Schrock Boutique.
- Liner opening size: 10 1/4″ deep x 19 1/2″ wide.
- Alder substituted for Rustic Alder.
- Wood hood corner moulding shipped unattached.
- Constructed of 3/4″ thick grooved plywood creating a shiplap appearance.
- Trimmable. If trimmed, moulding is recommended to conceal any cut marks.
- Installation instructions and hardware included.
- Check local building code and appliance installation specifications for clearance requirements (including corbels) and installation heights above the range.

Modifications Are Not Available

Wood Hoods

WOOD HOOD SHIPLAP TAPERED, 36″, 42″, or 48″ WIDE, 31 1/4″ HIGH

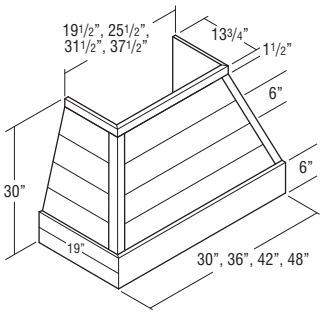

	Cubic Feet	1		2		3		4		5		6		7	
JWHSHIPT30	22.0	3751		3751		3751		3751		3751		3751		3751	
JWHSHIPT36	22.0	3885		3885		3885		3885		3885		3885		3885	
JWHSHIPT42	25.2	4112		4112		4112		4112		4112		4112		4112	
JWHSHIPT48	28.4	4456		4456		4456		4456		4456		4456		4456	

- Freestanding unit. (Must be properly secured to wall and cannot be attached to adjacent cabinets).
- Range hoods are ordered on an "as required" basis. No changes or cancellations will be accepted after 24 hours from acknowledgment of order.
- Exhaust system not included.
- Square silver metallic liner included. Assembly required.
- Compatible with all blowers offered by Schrock Boutique.
- Liner opening size: 10 1/4″ deep x 19 1/2″ wide.
- Alder substituted for Rustic Alder.
- Constructed of 3/4″ thick grooved plywood creating a shiplap appearance.
- Installation instructions and hardware included.
- Check local building code and appliance installation specifications for clearance requirements and installation heights above the range.

Modifications Are Not Available

WOOD HOOD SHIPLAP TAPERED with CORBELS, 36″, 42″, or 48″ WIDE, 31 1/4″ HIGH

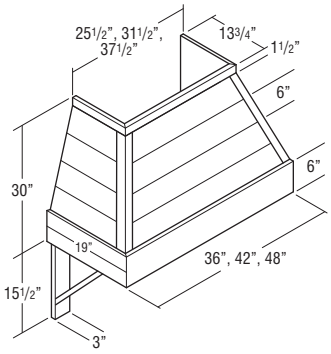

JWHSHIPTCB36	22.0	4633		4633		4633		4633		4633		4633		4633	
JWHSHIPTCB42	25.2	4766		4766		4766		4766		4766		4766		4766	
JWHSHIPTCB48	28.4	4993		4993		4993		4993		4993		4993		4993	

- Freestanding unit. (Must be properly secured to wall and cannot be attached to adjacent cabinets).
- Includes a pair of decorative corbels.
- Range hoods are ordered on an "as required" basis. No changes or cancellations will be accepted after 24 hours from acknowledgment of order.
- Exhaust system not included.
- Square silver metallic liner included. Assembly required.
- Compatible with all blowers offered by Schrock Boutique.
- Liner opening size: 10 1/4″ deep x 19 1/2″ wide.
- Alder substituted for Rustic Alder.
- Constructed of 3/4″ thick grooved plywood creating a shiplap appearance.
- Installation instructions and hardware included.
- Check local building code and appliance installation specifications for clearance requirements (including corbels) and installation heights above the range.

Modifications Are Not Available

WOOD HOOD SHIPLAP TAPERED CHIMNEY, 30″, 36″, 42″, or 48″ WIDE, 23 1/2″ HIGH

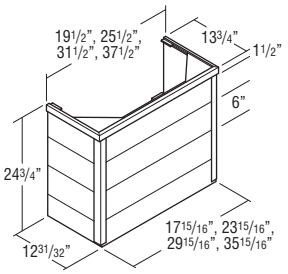

JWHSHIPCH30	2.8	1620		1620		1620		1620		1620		1620		1620	
JWHSHIPCH36	2.8	1683		1683		1683		1683		1683		1683		1683	
JWHSHIPCH42	3.8	1909		1909		1909		1909		1909		1909		1909	
JWHSHIPCH48	4.7	2059		2059		2059		2059		2059		2059		2059	

- Constructed of 3/4″ thick grooved plywood creating a shiplap appearance.
- Trimmable. If trimmed, moulding is recommended to conceal any cut marks.
- Optional accessory for Wood Hood Shiplap Tapered (JWHSHIPT and JWHSHIPTCB SKUs) for an installed height of 54″.
- Alder substituted for Rustic Alder.
- Wood hood corner moulding shipped unattached.
- Constructed of 3/4″ thick grooved plywood creating a shiplap appearance.
- Trimmable. If trimmed, moulding is recommended to conceal any cut marks.
- No changes or cancellations will be accepted after 24 hours from acknowledgment of order.

Modifications Are Not Available

IH/RH availability charts starting on page G•40.
IW/RW availability charts starting on page G•46.

NEW WOOD HOOD SIMPLE TAPERED, 30″, 36″, 42″, or 48″ WIDE

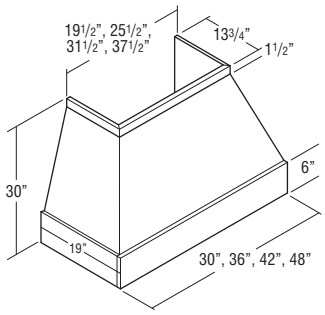

	Cubic Feet	1	2	3	4	5	6	7
WHSMT30	27.7	4333	4333	4333	4333	4333	4333	4333
WHSMT36	27.7	4731	4731	4731	4731	4731	4731	4731
WHSMT42	31.7	4731	4731	4731	4731	4731	4731	4731
WHSMT48	35.6	5253	5253	5253	5253	5253	5253	5253

- Freestanding unit. (Must be properly secured to wall and cannot be attached to adjacent cabinets.)
- Exhaust system not included.
- Square silver metallic liner included. Assembly required.
- Compatible with all blowers offered by Schrock Boutique.
- Compatible with Simple Wood Hood Chimney (WHSMC_ _), which can be trimmed. See below.
- Installation instructions and hardware included.
- Liner opening size: 10 1/4″ deep x 19 1/2″ wide.
- Alder substituted for Rustic Alder.
- Check local building code and appliance installation specifications for clearance requirements and installation heights above the range.
- Range hoods are ordered on an "as required" basis. No changes or cancellations will be accepted after 24 hours from acknowledgment of order.

Modifications Are Not Available

NEW WOOD HOOD SIMPLE TAPERED with CORBELS, 36″, 42″, or 48″ WIDE

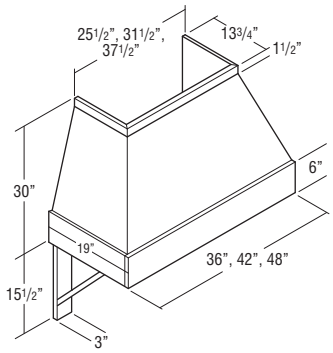

	Cubic Feet	1	2	3	4	5	6	7
WHSMTCB36	27.7	5037	5037	5037	5037	5037	5037	5037
WHSMTCB42	31.7	5334	5334	5334	5334	5334	5334	5334
WHSMTCB48	35.6	5559	5559	5559	5559	5559	5559	5559

- Includes a pair of decorative corbels.
- Freestanding unit. (Must be properly secured to wall and cannot be attached to adjacent cabinets.)
- Exhaust system not included.
- Square silver metallic liner included. Assembly required.
- Compatible with all blowers offered by Schrock Boutique.
- Compatible with Simple Wood Hood Chimney (WHSMC_ _), which can be trimmed. See below.
- Installation instructions and hardware included.
- Liner opening size: 10 1/4″ deep x 19 1/2″ wide.
- Alder substituted for Rustic Alder.
- Check local building code and appliance installation specifications for clearance requirements and installation heights above the range.
- Range hoods are ordered on an "as required" basis. No changes or cancellations will be accepted after 24 hours from acknowledgment of order.

Modifications Are Not Available

NEW WOOD HOOD SIMPLE CHIMNEY, 30″, 36″, 42″, or 48″ WIDE

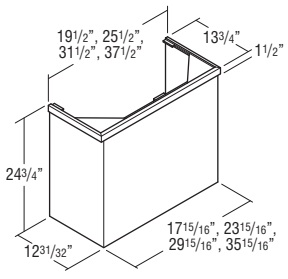

	Cubic Feet	1	2	3	4	5	6	7
WHSMC30	4.3	1625	1625	1625	1625	1625	1625	1625
WHSMC36	5.6	1896	1896	1896	1896	1896	1896	1896
WHSMC42	6.9	2031	2031	2031	2031	2031	2031	2031
WHSMC48	6.9	2167	2167	2167	2167	2167	2167	2167

- Trimmable. If trimmed, moulding is recommended to conceal any cut marks.
- Optional accessory for Simple Tapered Wood Hoods (WHSMT_ _ and WHSMTCB_ _) for an installed height of 54″.
- Alder substituted for Rustic Alder.
- No changes or cancellations will be accepted after 24 hours from acknowledgment of order.

Modifications Are Not Available

Wood Hoods

WOOD HOOD ARTISAN STRAIGHT, 36″, 42″, or 48″ WIDE, 46″ HIGH

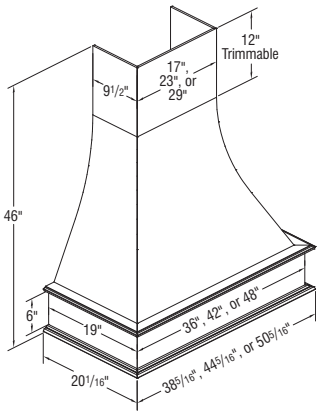

	Cubic Feet	1		2		3		4		5		6		7	
WHAS36	23.3	7513		7513		7513		7513		7513		7513		7513	
WHAS42	27.0	7944		7944		7944		7944		7944		7944		7944	
WHAS48	30.7	8154		8154		8154		8154		8154		8154		8154	

- Range hoods are ordered on an "as required" basis. No changes or cancellations will be accepted after 24 hours from acknowledgment of order.
- Exhaust system not included.
- Compatible with all blowers offered by Schrock Boutique.
- Installation instructions and hardware included.
- Silver metallic liner included. Assembly required.
- Liner opening size: 10 1/4″ deep x 19 1/2″ wide.
- Chimney height trimmable up to 34″.
- Alder substituted for Rustic Alder.
- Check your local building code for installation heights above the range.

Modifications Are Not Available

WOOD HOOD LINEAR, 30″, 36″, or 42″ WIDE, 40 5/16″ HIGH

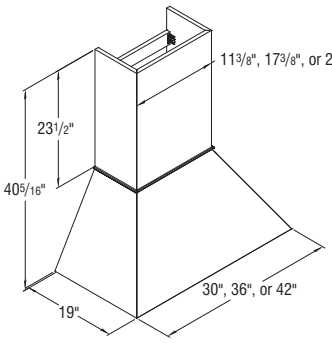

JWHL30	22.0	4238		4238		4238		4238		4238		4238		4238	
JWHL36	22.0	4389		4389		4389		4389		4389		4389		4389	
JWHL42	25.2	4600		4600		4600		4600		4600		4600		4600	

- Range hoods are ordered on an "as required" basis. No changes or cancellations will be accepted after 24 hours from acknowledgment of order.
- Exhaust system not included.
- Compatible with all blowers offered by Schrock Boutique.
- Installation instructions and hardware included.
- Silver metallic liner included. Assembly required.
- Liner opening size: 10 1/4″ deep x 19 1/2″ wide.
- Alder substituted for Rustic Alder.
- Check your local building code for installation heights above the range.

Modifications Are Not Available

TAPERED WOOD HOOD, 30″ or 36″ WIDE, 24″ HIGH

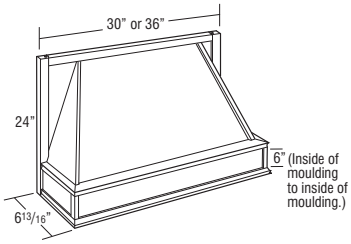

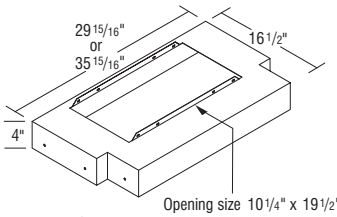

Metal Liner for TWH_ _ Range Hood

TWH30	4.7	1877		1877		1877		1877		1877		1877		1877	
TWH36	5.6	1955		1955		1955		1955		1955		1955		1955	

- Install TWH between adjoining cabinets.
- Exhaust system not included.
- Metal liner included.
- Wood hoods are designed for use with decorative overlays.
- Compatible with all blowers offered by Schrock Boutique.
- Check your local building code for installation heights above the range.

Modifications Are Not Available

IH/RH availability charts starting on page G•40.
IW/RW availability charts starting on page G•46.

RANGE HOOD STAINLESS STEEL SQUARE, 30″ or 36″ WIDE

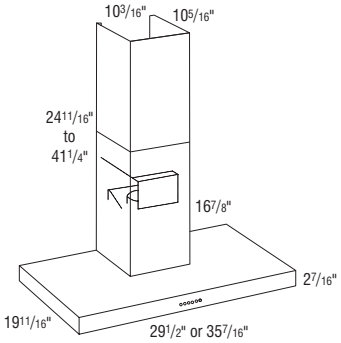

	Cubic Feet	1	2	3	4	5	6	7
RHSS30	11.2	5576	5576	5576	5576	5576	5576	5576
RHSS36	13.2	5870	5870	5870	5870	5870	5870	5870

- Range hoods are ordered on an "as required" basis. No changes or cancellations will be accepted after 24 hours from acknowledgment of order.
- Compatible with all blowers offered by Schrock Boutique.
- Fan included.
- Installation instructions and hardware included.
- Metal liner not required.
- Includes a 4-speed 600 CFM blower.
- Check your local building codes for installation heights above the range.
- Includes two 20 watt halogen lights.

Modifications Are Not Available

RANGE HOOD STAINLESS STEEL TAPERED, 30″ or 36″ WIDE

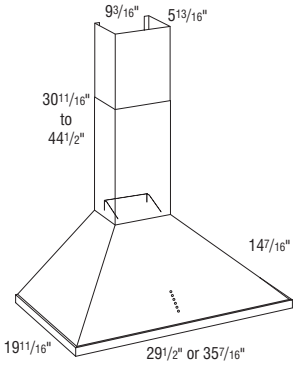

RHST30	11.2	5166	5166	5166	5166	5166	5166	5166
RHST36	13.2	5446	5446	5446	5446	5446	5446	5446

- Range hoods are ordered on an "as required" basis. No changes or cancellations will be accepted after 24 hours from acknowledgment of order.
- Compatible with all blowers offered by Schrock Boutique.
- Fan included.
- Installation instructions and hardware included.
- Metal liner not required.
- Includes a 4-speed 600 CFM blower.
- Check your local building codes for installation heights above the range.
- Includes two 20 watt halogen lights.

Modifications Are Not Available

STAINLESS HOOD FILTER

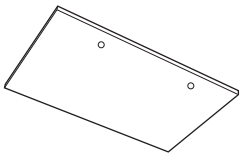

KF2	0.7	380	380	380	380	380	380	380

- Installation instructions and hardware included.
- For use with RHST and RHSS models.
- Hood Filters are ordered on an "as required" basis. No changes or cancellations will be accepted after 24 hours from acknowledgment of order.

Modifications Are Not Available

		Cubic Feet	1		2		3		4		5		6		7	
WOOD HOOD BLOWER, 1100 CFM	**BLOWER1100**	4.0	9239		9239		9239		9239		9239		9239		9239	

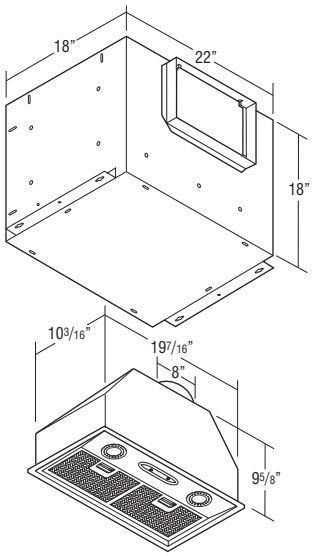

- 1100 CFM.
- Ventilator housing unit features stainless steel finish.
- Two 50 watt (120 volt) halogen lamps included.
- Satellite blower installs remotely in the interior of the home (i.e. unfinished attic area).
- Designed to work independently from internal blowers.
- Installation instructions, warranty, and repair information included.
- External ventilation required.
- Professional installation required.
- Compatible with all Wood Hoods and Hearths.
- Includes 2 inline transition 8″x12″ to 10″ round.
- Three speed control.
- Includes 2 removable dishwasher safe grease filters.
- Liner sold separately.
- Blowers will be shipped directly to the order destination from the blower manufacturing facility within standard lead times.

Modifications Are Not Available

WOOD HOOD BLOWER, 500 CFM	**BLOWER500**	4.0	3782		3782		3782		3782		3782		3782		3782	

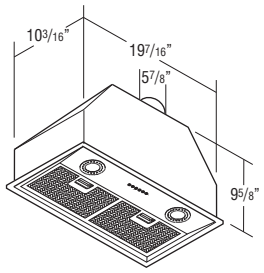

- 500 CFM.
- Two 20 watt (12 volt, G4 base) halogen lamps included.
- Installation instructions, warranty and repair information included.
- Compatible with all Wood Hoods and Hearths.
- Stainless steel finish.
- Three speed push button control.
- Includes two removable dishwasher safe grease filters.
- Liner sold separately.
- Blowers will be shipped directly to the order destination from the blower manufacturing facility within standard lead times.

Modifications Are Not Available

WOOD HOOD BLOWER, 390 CFM	**TWHBLOWER390**	2.0	1687		1687		1687		1687		1687		1687		1687	

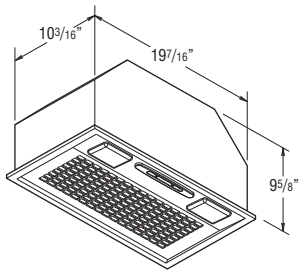

- 390 CFM.
- Range Hood Component Package has 3-speed centrifugal fan and lighted filter control.
- 6″ diameter vent.
- 1 year warranty.
- Two 40 watt candelabra lights required, but not included.
- Vented unit. To use as a ventless unit, conversion kit (CONVERSION) must be ordered.
- Installation instructions, warranty and repair info included.
- Compatible with all Wood Hoods and Hearths.
- Sound rating is 6 sones.
- Uses 3.2 amps.
- Metallic gray exterior finish.
- Includes removable dishwasher safe grease filter.
- Liner sold separately.
- Blowers will be shipped directly to the order destination from the blower manufacturing facility within standard lead times.

Modifications Are Not Available

IH/RH availability charts starting on page G•40.
IW/RW availability charts starting on page G•46.

DUCTLESS CONVERSION KIT

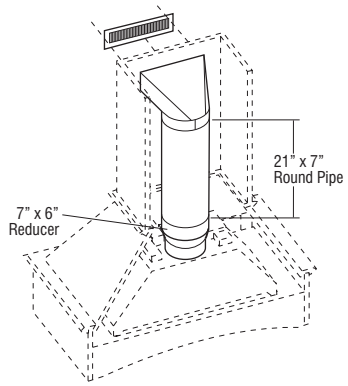

	Cubic Feet	1	2	3	4	5	6	7
CONVERSION	2.0	263	263	263	263	263	263	263
FILTER500	2.8	260	260	260	260	260	260	260
FILTER250/390	2.8	58	58	58	58	58	58	58

- Kit includes: 1-21″ x 7″ round pipe, 1 adjustable collar, 1 White metal soffit grille, 1 adjustable boot, 1-7″ x 6″ reducer.
- Charcoal filter required (FILTER250/390 or FILTER500).
- Installation instructions included.
- For use with all blowers.

Modifications Are Not Available

Hearth SKU Collection – 36″ High, 21″ Deep

Hearth, 66″ Wide

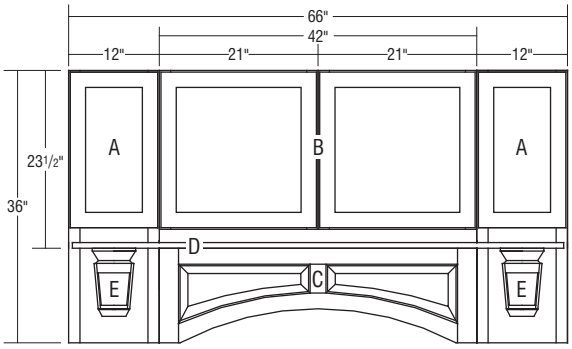

Parts Required	Page Number	Quantity	Size
(A) HP1236 L or R	K•22	2	12 x 36 x 21
(B) H36DF4223.5	K•24	1	42 x 23 1/2 x 1 1/2
(C) JRPV42	R•18	1	3/4 x 12 1/2 x 42
(D) HS66	K•25	1	3/4 x 4 1/2 x 65 1/2
(E) CORBELS	R•28	2	Refer to selection

Hearth, 72″ Wide

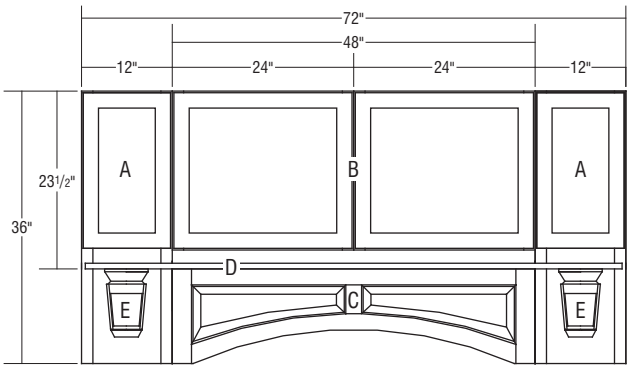

Parts Required	Page Number	Quantity	Size
(A) HP1236 L or R	K•22	2	12 x 36 x 21
(B) H36DF4823.5	K•24	1	48 x 23 1/2 x 1 1/2
(C) RPV48	R•18	1	3/4 x 12 1/2 x 48
(D) HS72	K•25	1	3/4 x 4 1/2 x 71 1/2
(E) CORBELS	R•28	2	Refer to selection

Hearth, 78″ Wide

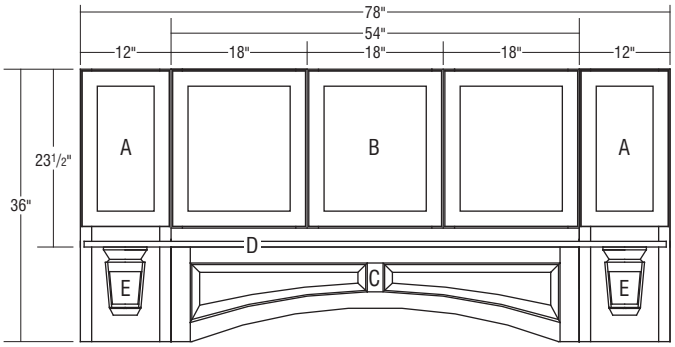

Parts Required	Page Number	Quantity	Size
(A) HP1236 L or R	K•22	2	12 x 36 x 21
(B) H36DF5423.5	K•24	1	54 x 23 1/2 x 1 1/2
(C) RPV54	R•18	1	3/4 x 12 1/2 x 54
(D) HS78	K•25	1	3/4 x 4 1/2 x 77 1/2
(E) CORBELS	R•28	2	Refer to selection

Hearth, 84″ Wide

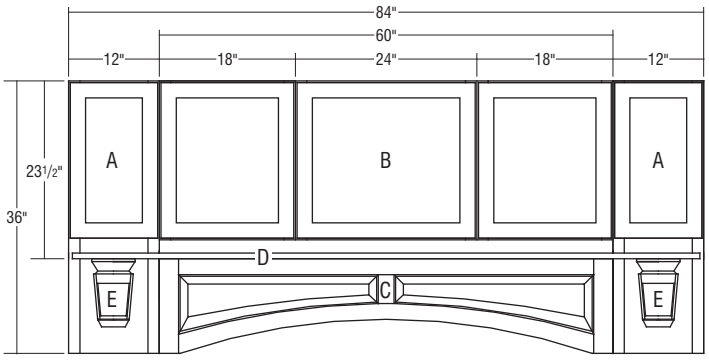

Parts Required	Page Number	Quantity	Size
(A) HP1236 L or R	K•22	2	12 x 36 x 21
(B) H36DF6023.5	K•24	1	60 x 23 1/2 x 1 1/2
(C) RPV60	R•18	1	3/4 x 12 1/2 x 54
(D) HS84	K•25	1	3/4 x 4 1/2 x 83 1/2
(E) CORBELS	R•28	2	Refer to selection

Schrock Boutique recommends a clearance of 7″ - 12″ on each side of a gas burner to a combustible surface, 3″ - 6″ from non-combustible surfaces including the backsplash surface, and 30″ from the vent. Schrock Boutique also suggests you reference local codes before installation.

Hearth SKU Collection – 48″ High, 21″ Deep

Hearth, 66″ Wide

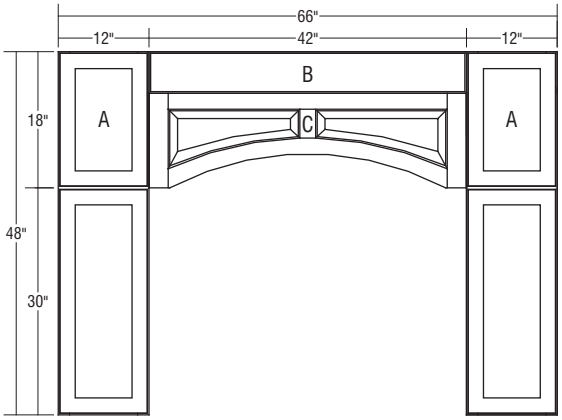

Parts Required	Page Number	Quantity	Size
(A) HP1248 L or R	K•22	2	12 x 48 x 21
(B) HOF42	K•26	1	1 1/2 x 5 1/2 x 42
(C) JRPV42	R•18	1	3/4 x 12 1/2 x 42

Hearth, 72″ Wide

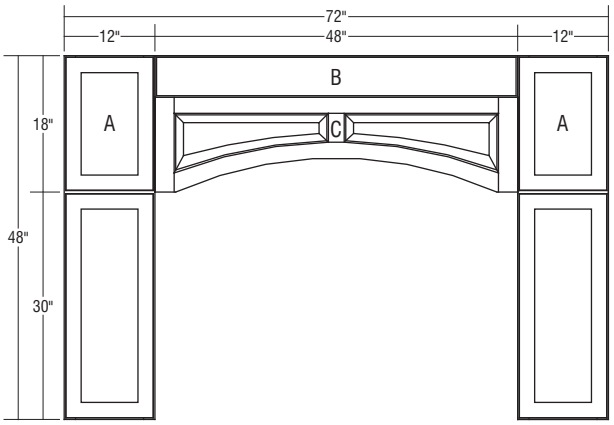

Parts Required	Page Number	Quantity	Size
(A) HP1248 L or R	K•22	2	12 x 48 x 21
(B) HOF48	K•26	1	1 1/2 x 5 1/2 x 48
(C) RPV48	R•18	1	3/4 x 12 1/2 x 48

Hearth, 78″ Wide

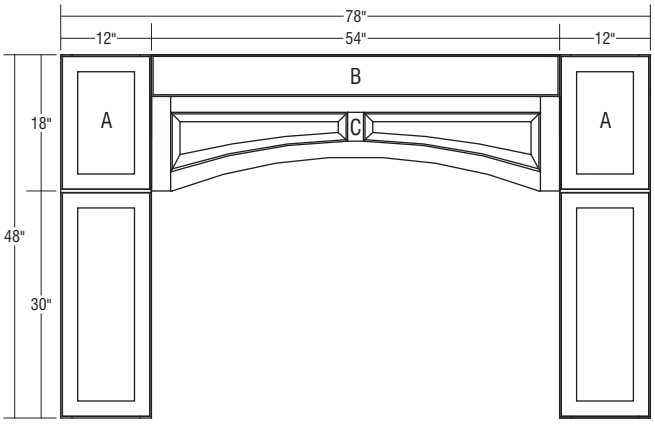

Parts Required	Page Number	Quantity	Size
(A) HP1248 L or R	K•22	2	12 x 48 x 21
(B) HOF54	K•26	1	1 1/2 x 5 1/2 x 54
(C) RPV54	R•18	1	3/4 x 12 1/2 x 54

Schrock Boutique recommends a clearance of 7″ - 12″ on each side of a gas burner to a combustible surface, 3″ - 6″ from non-combustible surfaces including the backsplash surface, and 30″ from the vent. Schrock Boutique also suggests you reference local codes before installation.

Hearth, 84″ Wide

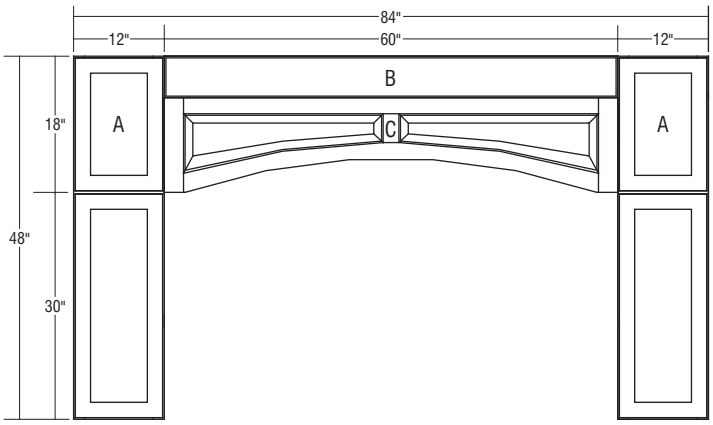

Parts Required	Page Number	Quantity	Size
(A) HP1248 L or R	K•22	2	12 x 48 x 21
(B) HOF60	K•26	1	1 1/2 x 5 1/2 x 60
(C) RPV60	R•18	1	3/4 x 12 1/2 x 60

Hearth SKU Collection – 54″ High, 21″ Deep

Hearth, 66″ Wide

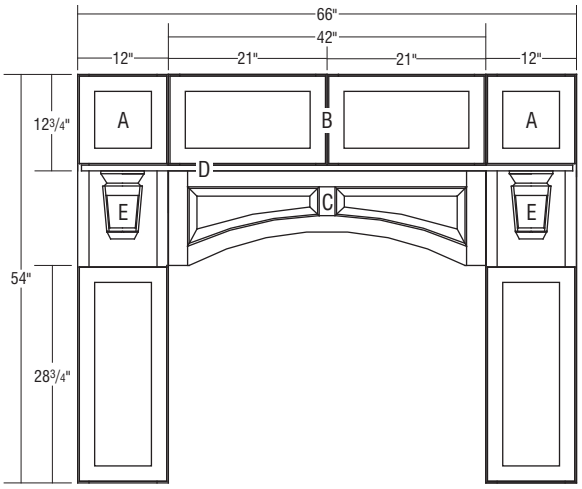

Parts Required	Page Number	Quantity	Size
(A) HP1254 L or R/ HPP1254 L or R	K•22	2	12 x 54 x 21
(B) H54DF4212.75	K•24	1	42 x 12 3/4 x 1 1/2
(C) JRPV42	R•18	1	3/4 x 12 1/2 x 42
(D) HS66	K•25	1	3/4 x 4 1/2 x 65 1/2
(E) CORBELS	R•28	2	Refer to selection

Hearth, 72″ Wide

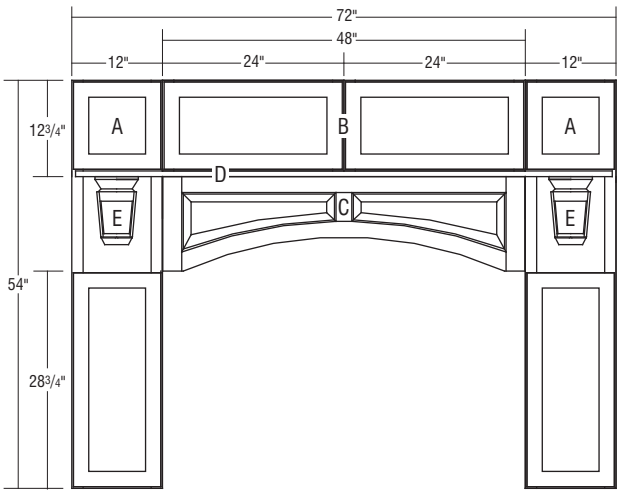

Parts Required	Page Number	Quantity	Size
(A) HP1254 L or R/ HPP1254 L or R	K•22	2	12 x 54 x 21
(B) H54DF4812.75	K•24	1	48 x 12 3/4 x 1 1/2
(C) RPV48	R•18	1	3/4 x 12 1/2 x 48
(D) HS72	K•25	1	3/4 x 4 1/2 x 71 1/2
(E) CORBELS	R•28	2	Refer to selection

Schrock Boutique recommends a clearance of 7″ - 12″ on each side of a gas burner to a combustible surface, 3″ - 6″ from non-combustible surfaces including the backsplash surface, and 30″ from the vent. Schrock Boutique also suggests you reference local codes before installation.

Hearth, 78″ Wide

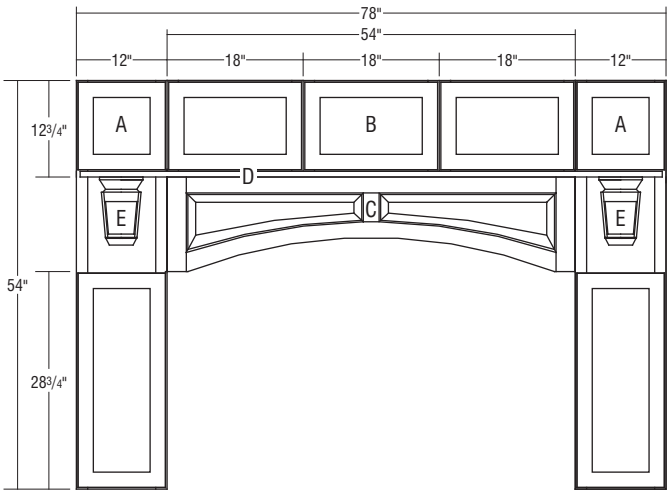

Parts Required	Page Number	Quantity	Size
(A) HP1254 L or R/ HPP1254 L or R	K•22	2	12 x 54 x 21
(B) H54DF5412.75	K•24	1	54 x 12 3/4 x 1 1/2
(C) RPV54	R•18	1	3/4 x 12 1/2 x 54
(D) HS78	K•25	1	3/4 x 4 1/2 x 77 1/2
(E) CORBELS	R•28	2	Refer to selection

Hearth, 84″ Wide

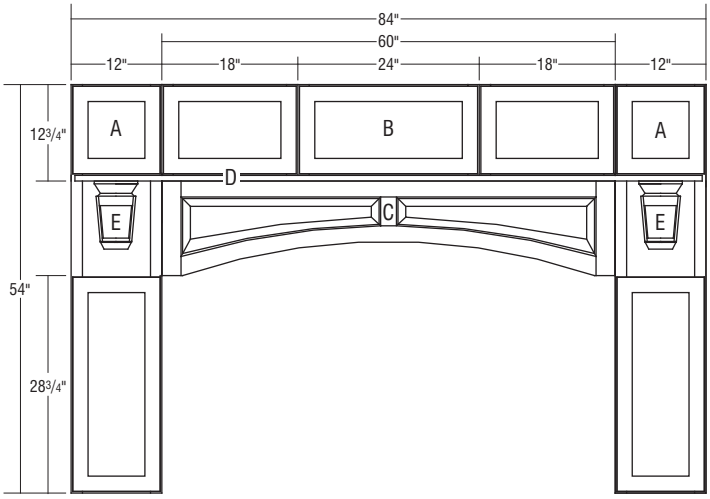

Parts Required	Page Number	Quantity	Size
(A) HP1254 L or R/ HPP1254 L or R	K•22	2	12 x 54 x 21
(B) H54DF6012.75	K•24	1	60 x 12 3/4 x 1 1/2
(C) RPV60	R•18	1	3/4 x 12 1/2 x 60
(D) HS84	K•25	1	3/4 x 4 1/2 x 83 1/2
(E) CORBELS	R•28	2	Refer to selection

Hearth SKU Collection – 60″ High, 21″ Deep

Hearth, 66″ Wide

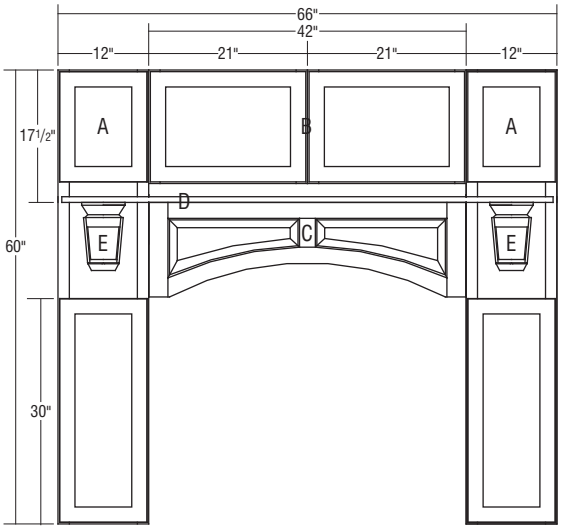

Parts Required	Page Number	Quantity	Size
(A) HP1260 L or R/ HPP1260 L or R	K•22	2	12 x 60 x 21
(B) H60DF4217.5	K•25	1	42 x 17 1/2 x 1 1/2
(C) JRPV42	R•18	1	3/4 x 12 1/2 x 42
(D) HS66	K•25	1	3/4 x 4 1/2 x 65 1/2
(E) CORBELS	R•28	2	Refer to selection

Schrock Boutique recommends a clearance of 7″ - 12″ on each side of a gas burner to a combustible surface, 3″ - 6″ from non-combustible surfaces including the backsplash surface, and 30″ from the vent. Schrock Boutique also suggests you reference local codes before installation.

Hearth, 72″ Wide

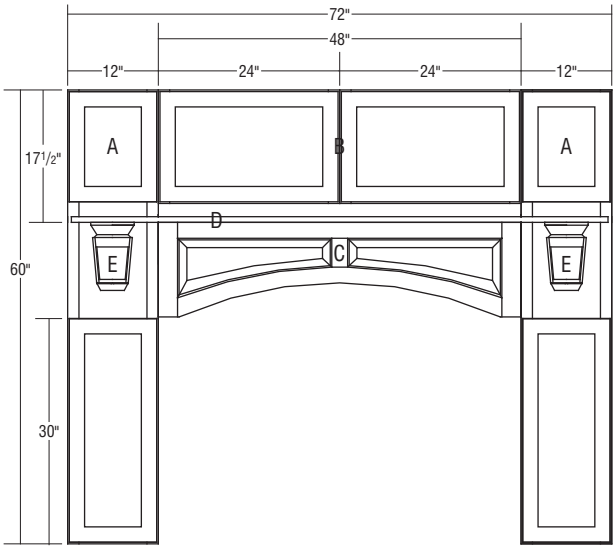

Parts Required	Page Number	Quantity	Size
(A) HP1260 L or R/ HPP1260 L or R	K•22	2	12 x 60 x 21
(B) H60DF4817.5	K•25	1	48 x 17 1/2 x 1 1/2
(C) RPV48	R•18	1	3/4 x 12 1/2 x 48
(D) HS72	K•25	1	3/4 x 4 1/2 x 71 1/2
(E) CORBELS	R•28	2	Refer to selection

Hearth, 78″ Wide

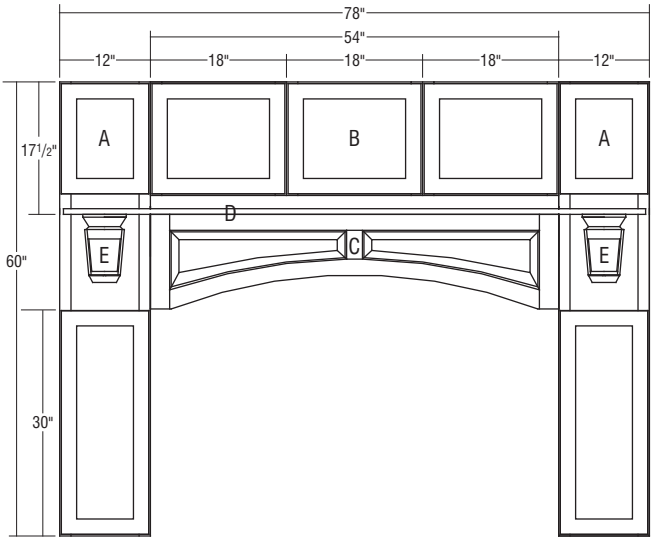

Parts Required	Page Number	Quantity	Size
(A) HP1260 L or R/ HPP1260 L or R	K•22	2	12 x 60 x 21
(B) H60DF5417.5	K•25	1	54 x 17 1/2 x 1 1/2
(C) RPV54	R•18	1	3/4 x 12 1/2 x 54
(D) HS78	K•25	1	3/4 x 4 1/2 x 77 1/2
(E) CORBELS	R•28	2	Refer to selection

Schrock Boutique recommends a clearance of 7″ - 12″ on each side of a gas burner to a combustible surface, 3″ - 6″ from non-combustible surfaces including the backsplash surface, and 30″ from the vent. Schrock Boutique also suggests you reference local codes before installation.

Hearth, 84″ Wide

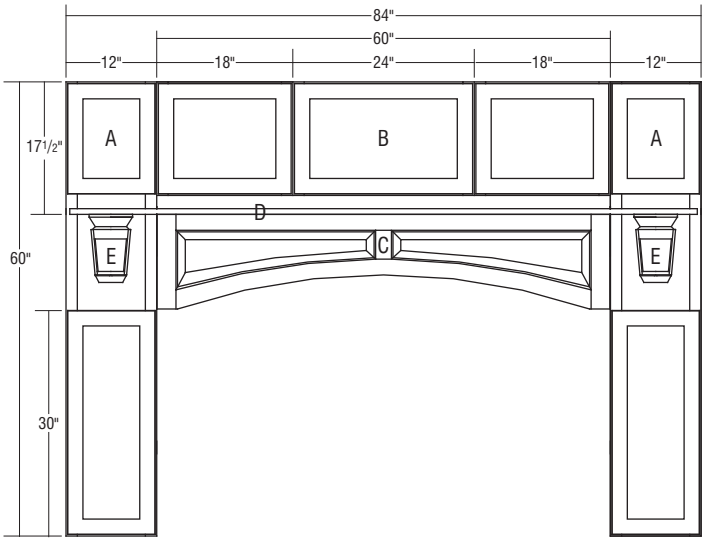

Parts Required	Page Number	Quantity	Size
(A) HP1260 L or R/ HPP1260 L or R	K•22	2	12 x 60 x 21
(B) H60DF6017.5	K•25	1	60 x 17 1/2 x 1 1/2
(C) RPV60	R•18	1	3/4 x 12 1/2 x 60
(D) HS84	K•25	1	3/4 x 4 1/2 x 83 1/2
(E) CORBELS	R•28	2	Refer to selection

Schrock Boutique recommends a clearance of 7″ - 12″ on each side of a gas burner to a combustible surface, 3″ - 6″ from non-combustible surfaces including the backsplash surface, and 30″ from the vent. Schrock Boutique also suggests you reference local codes before installation.

HEARTH PIER, 12″ WIDE, 36″, 48″, 54″, or 60″ HIGH, 21″ DEEP

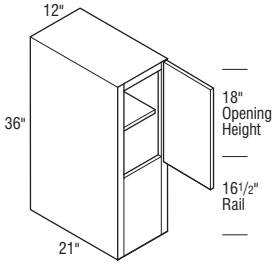

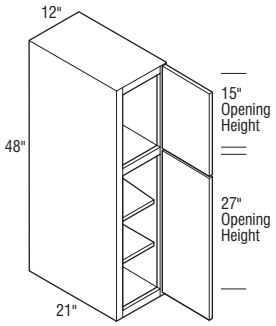

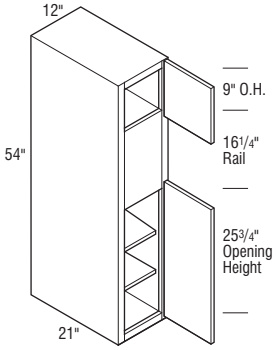

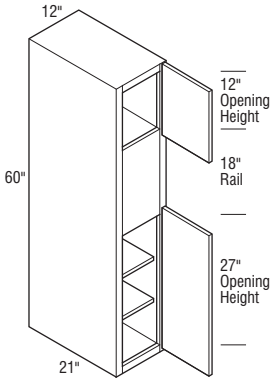

	Cubic Feet	1		2		3		4		5		6		7	
HP1236 L or R (12 x 36 x 21)	6.9	1704		1785		1848		1949		2064		2255		2446	

- Matching Interior standard.
- Cabinets constructed with:
  Top, bottom, one adjustable shelf. No fixed floor under door opening.

HP1248 L or R (12 x 48 x 21)	9.1	1989		2088		2158		2268		2399		2615		2831	

- Cabinets constructed with:
  Top, bottom, fixed floor between doors, and two adjustable shelves in bottom opening.

HP1254 L or R (12 x 54 x 21)	10.2	2192		2303		2377		2498		2645		2884		3123	

- Cabinets constructed with:
  Top, bottom, fixed floor under top door opening, and two adjustable shelves in bottom opening.

HP1260 L or R (12 x 60 x 21)	11.3	2303		2412		2487		2619		2774		3025		3276	

- Cabinets constructed with:
  Top, bottom, fixed floor under top door opening, and two adjustable shelves in bottom opening.

Notes below apply to all products in section above:

- Finished Ends standard.
- For opening sizes and cabinet dimensions, see page F•11.
- Increased Depths available in 1/4″ increments from 21 1/4″ to 30″.
- Reduced Depths available in 1/4″ increments from 6″ to 20 3/4″.
- Increased or Reduced Widths available in 3″ increments. See pages G•48-G•49 for details.
- Not available with Art Glass.

Door & Drawer Options

AF	CC	CG	GAMD	IFHG	MD	MFO	PRMD	SHMD
✓		✓	✓	✓	✓	✓		✓

End Panel Options

AUTH[1]	CSFPE	EXBK	EXDN	FPE	INTGE	IPE
✓	✓	✓	✓	✓	✓	✓

Custom Modification Options

ADD_SHLF[2]	ADDTK	ADRW[3]	BVR	CBO	CCO	CFNTO	CFRMO	CND	CSDGBK	EX	EX_OL	FLUT[4]	FTK[5]	ID	IW	MIP[6]	OBRB	PFINBTMB
✓	✓	✓	✓	✓	✓	✓	✓	✓	✓	✓	✓	✓	✓	✓	✓	✓	✓	✓

RD	RECTK	ROSFLUT	RW	TKP	WS	WTR
✓	✓	✓	✓	✓	✓	✓

[1] Not available on authentic flush ends both.
[2] Only available on 36″ high.
[3] Not available on 60″ high.
[4] Not available with 6″ fluting.
[5] Not available with FTKAV and style B-L.
[6] Not available on 36″ high.

IH/RH availability charts starting on page G•40.
IW/RW availability charts starting on page G•46.

HEARTH PIER PULL-OUT, 12″ WIDE, 54″ or 60″ HIGH, 21″ DEEP

S

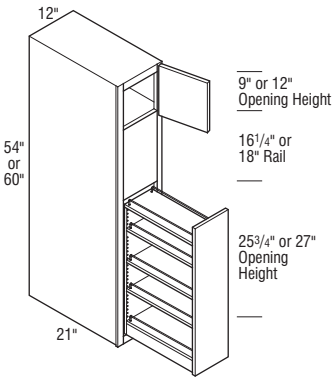

	Cubic Feet	1		2		3		4		5		6		7	
HPP1254 L or R	10.2	2861		2970		3046		3166		3315		3552		3789	
HPP1260 L or R	11.3	2970		3082		3160		3289		3444		3692		3940	

- Finished Ends standard.
- Pull-out features three adjustable shelves with chrome rail sides.
- For opening sizes and cabinet dimensions, see page F•11.
- Not available with Art Glass.

Door & Drawer Options

AF	CC	CG	GAMD[1]	IFHG	MD	MFO	PRMD	SHMD
		✓	✓	✓		✓		

End Panel Options

AUTH[2]	CSFPE	EXBK	EXDN	FPE	INTGE	IPE
✓	✓	✓	✓	✓	✓	✓

Custom Modification Options

ADD_SHLF	ADDTK	ADRW[3]	BVR	CBO	CCO	CFNTO	CFRMO	CND	CSDGBK	EX	EX_OL	FLUT[4]	FTK[5]	ID	IW	MIP	OBRB	PFINBTMB
	✓	✓	✓					✓	✓	✓	✓	✓	✓	✓		✓	✓	✓

RD	RECTK	ROSFLUT	RW	TKP	WS	WTR
✓	✓	✓		✓		✓

[1] Not available on 54″ high.
[2] Not available with authentic flush ends both.
[3] Not available on 60″ high.
[4] Not available with 6″ fluting.
[5] Not available with FTKAV and style B-L.

HEARTH MANTEL, 6″ or 9″ HIGH

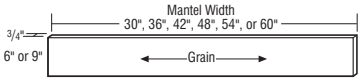

HM306	0.1	124	124	124	124	124	124	124	124	124	124	124
HM366	0.1	156	156	156	156	156	156	156	156	156	156	156
HM426	0.1	183	183	183	183	183	183	183	183	183	183	183
HM486	0.1	210	210	210	210	210	210	210	210	210	210	210
HM546	0.1	239	239	239	239	239	239	239	239	239	239	239
HM606	0.2	265	265	265	265	265	265	265	265	265	265	265
HM309	0.1	186	186	186	186	186	186	186	186	186	186	186
HM369	0.1	233	233	233	233	233	233	233	233	233	233	233
HM429	0.2	275	275	275	275	275	275	275	275	275	275	275
HM489	0.2	316	316	316	316	316	316	316	316	316	316	316
HM549	0.2	363	363	363	363	363	363	363	363	363	363	363
HM609	0.2	407	407	407	407	407	407	407	407	407	407	407

- Recommended for use with 48″ high Hearth Piers and same width Arched Valance (see page R•18).

Modifications Are Not Available

HEARTH DOOR FRONT CONFIGURATIONS, 12 3/4", 23 1/2" HIGH

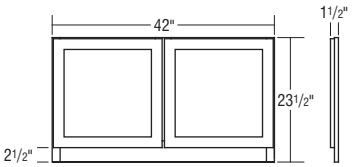

H36DF4223.5

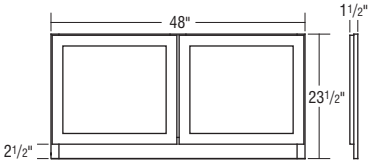

H36DF4823.5

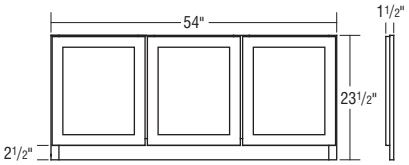

H36DF5423.5

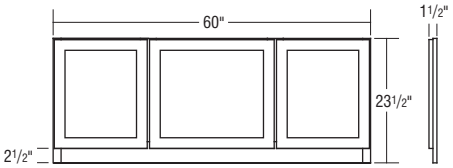

H36DF6023.5

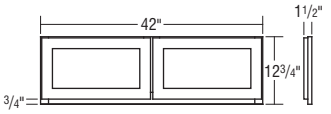

H54DF4212.75

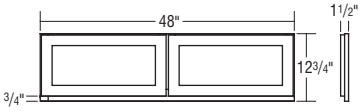

H54DF4812.75

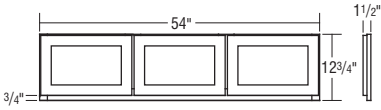

H54DF5412.75

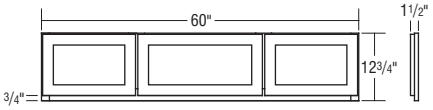

H54DF6012.75

	Cubic Feet	1	2	3	4	5	6	7
H36DF4223.5	2.5	1262	1327	1370	1444	1532	1671	1810
H36DF4823.5	2.9	1397	1465	1517	1598	1690	1849	2008
H36DF5423.5	3.2	1583	1662	1721	1811	1920	2097	2274
H36DF6023.5	3.6	1810	1899	1968	2068	2195	2398	2601
H54DF4212.75	1.4	663	696	718	759	805	875	945
H54DF4812.75	1.6	773	811	840	880	936	1020	1104
H54DF5412.75	1.8	899	939	971	1021	1080	1188	1296
H54DF6012.75	2.0	1028	1079	1118	1177	1249	1363	1477

- Wide Bottom Rail standard.
- Unit is Face Frame and Doors Only. 1 1/2" depth.
- Doors are working doors.
- Three door applications will have middle door hinged left unless otherwise specified.
- Some modifications not available, including Increased or Reduced Depths, Increased or Reduced Heights, Increased or Reduced Widths, Split Doors, Wide Stiles, etc.; for more detail contact customer service.

Door & Drawer Options

AF	CC	CG	GAMD	IFHG	MD	MFO	PRMD[1]	SHMD
		✓	✓	✓	✓	✓	✓	✓

End Panel Options

AUTH	CSFPE	EXBK	EXDN	FPE	INTGE	IPE

Custom Modification Options

ADD_SHLF	ADDTK	ADRW	BVR	CBO	CCO	CFNTO	CFRMO	CND	CSDGBK	EX	EX_OL	FLUT[2]	FTK	ID	IW	MIP	OBRB	PFINBTMB
								✓		✓	✓	✓						

RD	RECTK	ROSFLUT	RW	TKP	WS	WTR
		✓				✓

[1] Not available on 12 3/4" high.
[2] Not available with 6" fluting.

IH/RH availability charts starting on page G•40.
IW/RW availability charts starting on page G•46.

HEARTH DOOR FRONT CONFIGURATIONS, 17 1/2″ HIGH

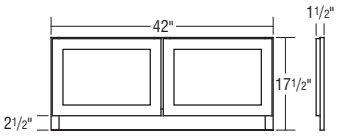

H60DF4217.5

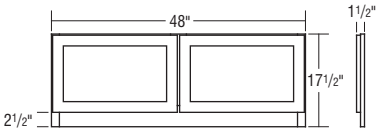

H60DF4817.5

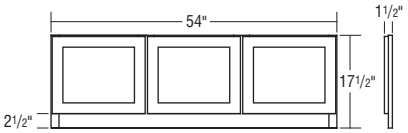

H60DF5417.5

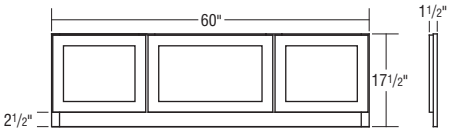

H60DF6017.5

	Cubic Feet	1		2		3		4		5		6		7	
H60DF4217.5	1.9	939		987		1020		1074		1142		1246		1350	
H60DF4817.5	2.2	1062		1115		1153		1215		1288		1405		1522	
H60DF5417.5	2.4	1226		1288		1332		1401		1486		1624		1762	
H60DF6017.5	2.7	1439		1509		1564		1645		1742		1901		2060	

- Wide Bottom Rail standard.
- Unit is Face Frame and Doors Only. 1 1/2″ depth.
- Doors are working doors.
- Three door applications will have middle door hinged left unless otherwise specified.
- Some modifications not available, including Increased or Reduced Depths, Increased or Reduced Heights, Increased or Reduced Widths, Split Doors, Wide Stiles, etc.; for more detail contact customer service.

Door & Drawer Options

AF	CC	CG	GAMD	IFHG	MD	MFO	PRMD	SHMD
		✓	✓	✓	✓	✓		✓

End Panel Options

AUTH	CSFPE	EXBK	EXDN	FPE	INTGE	IPE

Custom Modification Options

ADD_SHLF	ADDTK	ADRW	BVR	CBO	CCO	CFNTO	CFRMO	CND	CSDGBK	EX	EX_OL	FLUT[1]	FTK	ID	IW	MIP	OBRB	PFINBTMB
								✓		✓	✓	✓						

RD	RECTK	ROSFLUT	RW	TKP	WS	WTR
		✓				✓

[1] Not available with 6″ fluting.

HEARTH SHELF, 4 1/2″ DEEP

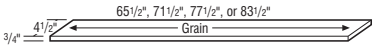

HS66	0.8	176		176		176		176		176		176		176	
HS72	0.9	192		192		192		192		192		192		192	
HS78	0.9	209		209		209		209		209		209		209	
HS84	1.0	228		228		228		228		228		228		228	

- Shelf is solid wood finished on both sides, one long edge, and two short edges.
- Available with edge profile. Specify desired profile. No. 12 profile standard. Profiles available: 10, 14, 17, 18, 27. See page D•1 for details.
- Shelves will install on top of corbels (4 1/2″ deep) and will slightly overlay the Arched Valance.
- Shelf width should match the overall hearth width (pier width + mantel/valance width).
- Actual shelf width is 1/2″ shorter than the dimension in the product code.

Door & Drawer Options

AF	CC	CG	GAMD	IFHG	MD	MFO	PRMD	SHMD
						✓		

End Panel Options

AUTH	CSFPE	EXBK	EXDN	FPE	INTGE	IPE

Custom Modification Options

ADD_SHLF	ADDTK	ADRW	BVR	CBO	CCO	CFNTO	CFRMO	CND	CSDGBK	EX	EX_OL	FLUT	FTK	ID	IW	MIP	OBRB	PFINBTMB

RD	RECTK	ROSFLUT	RW	TKP	WS	WTR

HEARTH OVERLAY FILLERS, 5 1/2″ DEEP

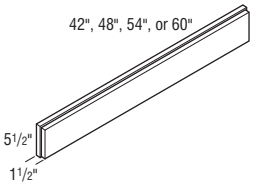

	Cubic Feet	1		2		3		4		5		6		7	
HOF42	0.6	412		412		412		412		412		412		412	
HOF48	0.7	470		470		470		470		470		470		470	
HOF54	0.8	547		547		547		547		547		547		547	
HOF60	0.9	615		615		615		615		615		615		615	

- Size adjusted to door style overlay.
- Shipped loose.
- Profiled on all 4 sides.

Door & Drawer Options

AF	CC	CG	GAMD	IFHG	MD	MFO	PRMD	SHMD
						✓		

End Panel Options

AUTH	CSFPE	EXBK	EXDN	FPE	INTGE	IPE

Custom Modification Options

ADD_SHLF	ADDTK	ADRW	BVR	CBO	CCO	CFNTO	CFRMO	CND	CSDGBK	EX	EX_OL	FLUT	FTK	ID	IW	MIP	OBRB	PFINBTMB

RD	RECTK	ROSFLUT	RW	TKP	WS	WTR

CORBEL SELECTIONS

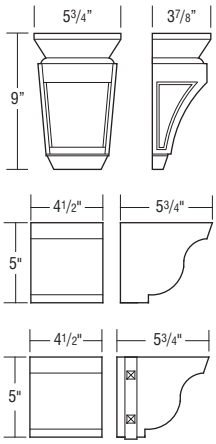

CORBELMIS9	0.3	653		653		653		653		653		653		653	
CORBELOWD5	0.2	581		581		581		581		581		581		581	
CORBELOWDSTR5	0.2	678		678		678		678		678		678		678	

- Oak will be used for Quartersawn Oak on CORBELMIS9.
- Glazes and/or Techniques available: TW, XTW.

Modifications Are Not Available

Glazes and Techniques
F = Flooded (see page E•4.)
P = Penned (see page E•4.)
TW = Timeworn (see page E•4.)
XTW = Extra Timeworn (see page E•4.)
HW = Hewn (see page E•4.)
XHW = Extra Hewn (see page E•4.)

HEARTH LINER

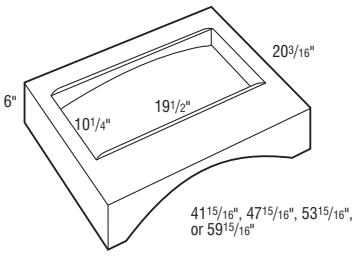

HL42	4.7	1469		1469		1469		1469		1469		1469		1469	
HL48	5.4	1490		1490		1490		1490		1490		1490		1490	
HL54	6.0	1796		1796		1796		1796		1796		1796		1796	
HL60	6.6	1862		1862		1862		1862		1862		1862		1862	

- Liner is Metallic Silver.
- Compatible with all blowers offered by Schrock Boutique.

Modifications Are Not Available

IH/RH availability charts starting on page G•40.
IW/RW availability charts starting on page G•46.

How to Use Your Schrock Boutique Price List

Your Schrock Boutique price guide contains charts with prices for each cabinetry product, arranged according to an alphabetical code. Use the chart below to determine the price code for your preferred cabinetry style.

Then refer to the various sections of this binder to find the types and sizes of cabinets required. Read across each chart to the column that corresponds to your style's price code to determine the price for each unit.

All Base Cabinets are 34 1/2″ High and 24″ Deep unless otherwise noted.

For example, if you want a base cabinet that is 12″ wide in the Kirkwood Cherry style, you would
- Find the price code for Kirkwood Cherry ("3" in the chart below)
- Refer to the "Base Cabinets" section of this binder
- Locate product code B12 L or R (B = base, 12 = width in inches)
- Read across the chart in the same row to column 3 to find the price for this model in Kirkwood Cherry

Door Styles	Alder	Cherry	Maple	MDF	Quartersawn Oak	Rustic Alder	Walnut
Brennan	3	5	3		5	3	6
Brennan Beaded Inset	3+15%	5+15%	3+15%		5+15%	3+15%	6+15%
Brennan Inset	3+15%	5+15%	3+15%		5+15%	3+15%	6+15%
Delaney	2	4	2		4	2	6
Delaney Beaded Inset	2+15%	4+15%	2+15%		4+15%	2+15%	6+15%
Delaney Inset	2+15%	4+15%	2+15%		4+15%	2+15%	6+15%
Denton NEW	3	5	3		5	3	6
Garrett	1	3	1		3	1	5
Garrett Beaded Inset	1+15%	3+15%	1+15%		3+15%	1+15%	5+15%
Garrett Inset	1+15%	3+15%	1+15%		3+15%	1+15%	5+15%
Huxley NEW	3	5	3		5	3	6
Kennedy NEW	4	6	4		6	4	7
Kirkwood	1	3	1		3	1	5
Kirkwood Beaded Inset	1+15%	3+15%	1+15%		3+15%	1+15%	5+15%
Kirkwood Inset	1+15%	3+15%	1+15%		3+15%	1+15%	5+15%
Lorrina	5	6	5		6	5	7
Lorrina Beaded Inset	5+15%	6+15%	5+15%		6+15%	5+15%	7+15%
Lorrina Inset	5+15%	6+15%	5+15%		6+15%	5+15%	7+15%
Pleasant Hill NEW	1	3	1		3	1	5
Pleasant Hill Beaded Inset NEW	1+15%	3+15%	1+15%		3+15%	1+15%	5+15%
Pleasant Hill Inset NEW	1+15%	3+15%	1+15%		3+15%	1+15%	5+15%
Prestley NEW	4	6	4	1	6		7
Prestley Beaded Inset NEW				1+15%			
Prestley Inset NEW				1+15%			
Shaydon	1	3	1		3	1	5
Shaydon Beaded Inset	1+15%	3+15%	1+15%		3+15%	1+15%	5+15%
Shaydon Inset	1+15%	3+15%	1+15%		3+15%	1+15%	5+15%
Tanner	2	4	2		4	2	6
Tanner Beaded Inset	2+15%	4+15%	2+15%		4+15%	2+15%	6+15%
Tanner Inset	2+15%	4+15%	2+15%		4+15%	2+15%	6+15%
Vaughn	2	4	2		4	2	6
Vaughn Beaded Inset	2+15%	4+15%	2+15%		4+15%	2+15%	6+15%
Vaughn Inset	2+15%	4+15%	2+15%		4+15%	2+15%	6+15%

Schrock Boutique Modification Option Descriptions

Your Schrock Boutique price guide contains charts with modification option codes for each applicable cabinetry product. Reference the listing below to identify the modification description.

Door & Drawer Options

Option	Description
AF	Aluminum Door
AOMBWB	Automatic Opening Mechanism for Wastebaskets
CC	Craftsman Door
CG	Cut-for-glass
GAMD	Gallery Mullion Door
IFHG	Inset Finial Hinges
MD	Mullion Door
PRMD	Prairie Mullion Door
PTOWB	Push-to-Open Wastebasket
SHMD	Shaker Mullion Door
SPLITDR	Split Doors
SPLITDRWS	Split Drawers
TCP	Transom w/both sections Center Panels

End Panel Options

Option	Description
AUTH	Authentic Flush End
CSFPE	Car Siding Flush Panel End
EXBK	End Extended Back
FFD	Face Frame and Door on End
FL/FR	Finished Ends
FPE	Flush Panel End
INTGE	Integral End
IPE	Inset Panel Ends

Custom Modification Options

Option	Description
ADD_SHLF	Add Shelf
ADDTK	Add Toekick
CBO	Cabinet Box Only
CCO	Cabinet Case Only
CFNTO	Cabinet Front Only
CFP	Cabinet False Panel
CFRMO	Cabinet Frame Only
CHGDRW	Charging Drawer
CLIP	Clipped Corner
CMAT	CabMat™
CND	Cabinet No Door
CSDGBK	Car Siding Back
DRT	Deep Roll Trays
DRWSEC	Secured Drawer
DRWTK	Toekick Drawer
EX	Extended Stile
EX_OL	Extended Stile with Overlay
FBFL	Finished Blind
FD	Full Depth Shelf
FDSRTBTM	Roll Tray Bottom with Full Depth Shelf
FLUT	Fluting
FTK	Flush Toekick
ID	Increased Depth
IH	Increased Height
INVFRM	Inverted Frame
IW	Increased Width
LIGHT	Lighting
MIP	Matching Interior
OBRB	Open Bottom Rail Base
PFINBTMB	Finished Bottom
RD	Reduced Depth
RECTK	Recessed Toekick
RECTK_6	Recessed Toekick – 6″
RECTKFRT6	Recessed Toekick Front – 6″
RH	Reduced Height
ROSFLUT	Rose Fluting
RT	Roll Trays
RW	Reduced Width
SBCADDY	Sink Base Cleaning Caddy
SBCADDYSM	Sink Base Cleaning Caddy Small
SCPDRW	Scooped Drawer
SRT	Scooped Roll Tray
STW	Stacked Wall Cabinet Heights
TD	Tray Divider
TKP	Toekick Pedestal
TVR	Top Valance Rail
UDBX	U-shaped Drawer Box
URT	U-shaped Roll Tray
VTK	Void Toekick
WS	Wide Stiles
WTCD	Wood Tiered Cutlery Divider Drawer
WTKCUP	Wood Tiered K-Cup Drawer
WTR	Wide Top Rail

BASE, 34 1/2″ HIGH, 24″ DEEP

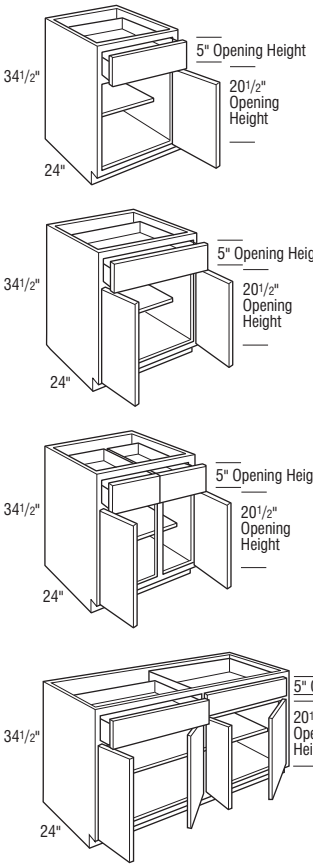

	Cubic Feet	1	2	3	4	5	6	7
B9 L or R	5.8	971	1017	1046	1105	1166	1268	1370
B12 L or R	7.5	1001	1048	1089	1148	1215	1324	1433
B15 L or R	9.1	1079	1137	1179	1241	1303	1431	1559
B18 L or R	10.8	1111	1161	1201	1266	1332	1460	1588
B21 L or R	12.4	1167	1224	1268	1338	1410	1543	1676
B24 L or R	14.1	1215	1272	1315	1389	1457	1586	1715
B24	14.1	1506	1578	1624	1712	1818	1988	2158
B27	15.7	1668	1752	1815	1914	2015	2206	2397
B30	17.4	1725	1810	1870	1977	2074	2272	2470
B33	19.0	1771	1858	1926	2033	2134	2331	2528
B36	20.7	1818	1908	1977	2086	2195	2398	2601
B39	22.4	1854	1946	2014	2128	2235	2439	2643
B42	24.0	1907	1998	2070	2187	2305	2514	2723
B45	25.7	2010	2109	2187	2309	2430	2656	2882
B48CS	27.3	2097	2197	2276	2406	2530	2765	3000
B48	27.3	2307	2417	2504	2647	2783	3042	3301

- Two sets of butt doors.

Notes below apply to all products in section above:

- One adjustable 15″ deep shelf.
- Reduced Depths available in 1/4″ increments from 12″ to 23 3/4″.

Door & Drawer Options

AF	AOMBWB	CC	CG	GAMD	IFHG	MD	PRMD[1]	PTOWB	SHMD[2]	SPLITDR[3]	SPLITDRWS[4]	TCP
			✓	✓	✓	✓	✓		✓	✓	✓	

End Panel Options

AUTH	CSFPE	EXBK	FFD	FL/FR	FPE	INTGE	IPE
✓	✓	✓	✓	✓	✓	✓	✓

Custom Modification Options

ADD_SHLF	ADDTK	CBO	CCO	CFNTO	CFP	CFRMO	CHGDRW[5]	CLIP[6]	CMAT	CND	CSDGBK	DRT	DRWSEC[7]	DRWTK[8]	EX	EX_OL	FBFL	FD
		✓	✓	✓	✓	✓	✓	✓		✓	✓		✓	✓	✓	✓		✓

FDSRTBTM[2]	FLUT[9]	FTK[10]	ID	IH	INVFRM	IW[11]	LIGHT	MIP	OBRB	PFINBTMB	RD	RECTK	RECTK_6[12]	RECTKFRT6	RH	ROSFLUT	RT[2]
✓	✓	✓		✓	✓	✓		✓	✓		✓	✓	✓	✓	✓	✓	✓

RW	SBCADDY[2]	SBCADDYSM[1]	SCPDRW	SRT	STW	TD	TKP	TVR[13]	UDBX[14]	URT	VTK	WS[15]	WTCD[16]	WTKCUP[17]	WTR[18]
	✓	✓	✓			✓	✓	✓	✓		✓	✓	✓	✓	✓

[1] Not available on 9″ or 12″ wide.
[2] Not available on 9″ wide.
[3] Only available on 24″ (2 doors)-39″ wide.
[4] Only available on 24″ (1 and 2 doors)-39″ wide.
[5] Only available with 36″ wide. 36″ wide only available in conjunction with SPLITDRWS modification.
[6] Not available on 9″, 12″ or 24″ (2 doors) wide.
[7] Not available on 9″-15″, 27″-39″, or 45″ wide.
[8] Only available on 24″ (1 and 2 doors), 30″ and 36″ wide.
[9] 6″ fluting not available on 9″, 12″, 15″, or 24″ (2 doors) wide. 6″ fluting both not available on 18″ or 21″ wide.
[10] FTKAV and style B-L not available on 9″ or 12″ wide.
[11] Not available on 24″ (1 door) or 48″ wide.
[12] 9″ and 12″ wide can only be recessed in front and/or back. 15″ and 18″ wide can only be recessed in the front, back, and/or one side only.
[13] Not available on 18″, 21″, 24″ (2 doors), or 27″ wide. TVRAV and style B-L not available on 12″, 42″ or 45″ wide.
[14] Only available on 24″ (1 and 2 doors)-39″ and 48″ wide.
[15] Not available on 9″ or 24″ (2 doors) wide. Wide stile 3″ both not available on 12″ wide.
[16] Only available on 30″, 36″, 42″, and 48″ wide.
[17] Only available on 21″, 24″ (1 door and 2 doors) and 36″ wide.
[18] Only available on 36″ wide.

Base Cabinets

BASE BUFFET, 34 1/2″ HIGH, 24″ DEEP

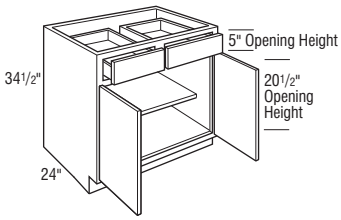

	Cubic Feet	1		2		3		4		5		6		7	
B30B	17.4	1725		1810		1870		1977		2074		2272		2470	
B33B	19.0	1771		1858		1926		2033		2134		2331		2528	
B36B	20.7	1818		1908		1977		2086		2195		2398		2601	

- One adjustable 15″ deep shelf.
- Reduced Depths available in 1/4″ increments from 12″ to 23 3/4″.
- Reveal between drawers will not align with doors below.

Door & Drawer Options

AF	AOMBWB	CC	CG	GAMD	IFHG	MD	PRMD	PTOWB	SHMD	SPLITDR	SPLITDRWS	TCP
			✓		✓	✓	✓			✓		

End Panel Options

AUTH	CSFPE	EXBK	FFD	FL/FR	FPE	INTGE	IPE
✓	✓		✓		✓	✓	✓

Custom Modification Options

ADD_SHLF	ADDTK	CBO	CCO	CFNTO	CFP	CFRMO	CHGDRW[1]	CLIP	CMAT	CND	CSDGBK	DRT	DRWSEC[1]	DRWTK	EX	EX_OL	FBFL	FD
		✓	✓	✓	✓	✓	✓	✓		✓	✓		✓	✓	✓	✓		✓

FDSRTBTM	FLUT	FTK	ID	IH	INVFRM	IW	LIGHT	MIP	OBRB	PFINBTMB	RD	RECTK	RECTK_6	RECTKFRT6	RH	ROSFLUT	RT
✓	✓	✓		✓	✓	✓		✓	✓		✓	✓	✓	✓	✓	✓	✓

RW	SBCADDY	SBCADDYSM	SCPDRW	SRT	STW	TD	TKP	TVR	UDBX	URT	VTK	WS	WTCD[2]	WTKCUP[1]	WTR
	✓	✓	✓			✓	✓	✓			✓	✓	✓	✓	✓

[1] Only available on 36″ wide.
[2] Only available on 30″ and 36″ wide.

BASE with BREAD BOARD, 34 1/2″ HIGH, 24″ DEEP

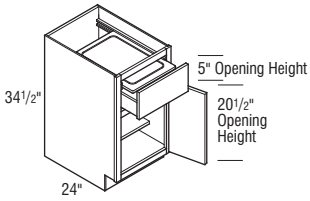

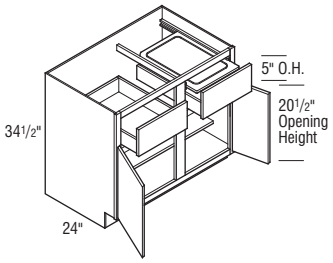

B12BB L or R	7.5	1463	1534	1586	1672	1749	1908	2067
B15BB L or R	9.1	1536	1609	1668	1752	1856	2030	2204
B18BB L or R	10.8	1628	1710	1759	1856	1961	2139	2317
B21BB L or R	12.4	1736	1822	1887	1987	2102	2296	2490
B24BB L or R	14.1	1869	1958	2035	2139	2257	2470	2683
B24BB*	14.1	2287	2399	2482	2618	2774	3031	3288
B30BB L or R	17.4	2291	2404	2485	2620	2779	3034	3289
B36BB L or R	20.7	2425	2545	2631	2779	2941	3213	3485
B42BB L or R	24.0	2678	2807	2908	3064	3245	3548	3851
B48BB L or R	27.3	2917	3058	3169	3337	3536	3865	4194

- L or R must be specified to denote Bread Board location.

Notes below apply to all products in section above:

- One adjustable 15″ deep shelf.

*One drawer - two doors; butt doors standard.

Door & Drawer Options

AF	AOMBWB	CC	CG	GAMD	IFHG	MD	PRMD[1]	PTOWB	SHMD	SPLITDR	SPLITDRWS	TCP
			✓	✓	✓	✓	✓		✓			

End Panel Options

AUTH	CSFPE	EXBK	FFD[2]	FL/FR	FPE	INTGE	IPE
✓	✓	✓	✓	✓	✓	✓	✓

Custom Modification Options

ADD_SHLF	ADDTK	CBO	CCO	CFNTO	CFP[2]	CFRMO	CHGDRW	CLIP[3]	CMAT	CND	CSDGBK	DRT	DRWSEC	DRWTK[4]	EX	EX_OL	FBFL	FD
		✓			✓			✓		✓	✓			✓	✓	✓		✓

FDSRTBTM	FLUT[5]	FTK[6]	ID	IH	INVFRM	IW	LIGHT	MIP	OBRB	PFINBTMB	RD	RECTK	RECTK_6[7]	RECTKFRT6	RH	ROSFLUT	RT
✓	✓	✓		✓				✓	✓			✓	✓	✓	✓	✓	✓

RW	SBCADDY	SBCADDYSM[1]	SCPDRW[8]	SRT	STW	TD	TKP	TVR[9]	UDBX	URT	VTK	WS[10]	WTCD	WTKCUP[11]	WTR[12]
	✓	✓	✓			✓	✓	✓			✓	✓		✓	✓

[1] Not available on 12″ wide.
[2] Not available on 12″-24″ (1 door and 2 doors) wide.
[3] 3″ clipped corners available on 15″-24″ (1 door) wide.
[4] Only available on 24″ (1 door and 2 doors)-36″ wide.
[5] 6″ fluting not available on 12″, 15″ or 24″ (2 doors) and fluting both 6″ not available on 12″-36″ wide.
[6] FTKAV and style B-L not available on 12″ wide.
[7] 12″ wide can only be recessed in front and/or back. 15″ and 18″ wide can only be recessed in the front, back, and/or one side only.
[8] Not available on 12″-24″ (1 door) wide.
[9] Not available on 18″-21″ or 24″ (2 doors) wide. TVRAV and style B-L not available on 36″ or 42″ wide.
[10] Not available on 12″ or 30″ wide. Not available on wide stile 1.5″ except on the wide stile both 1.5″. 36″-48″ wide only available on wide stile both 3″.
[11] Only available on 36″ wide.
[12] Not available on 18″, 21″, or 24″ (2 doors) wide.

IH/RH availability charts starting on page G•40.
IW/RW availability charts starting on page G•46.

	Cubic Feet	1		2		3		4		5		6		7	
B18CHGDRW L or R	10.8	2361		2411		2451		2516		2582		2710		2838	

BASE with CHARGING DRAWER, 34 1/2″ HIGH, 24″ DEEP

S

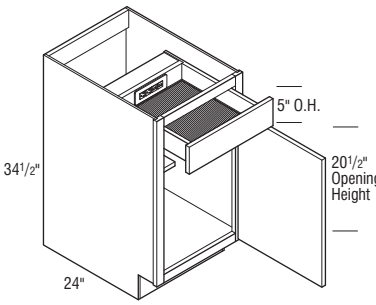

- One adjustable 15″ deep shelf.
- Charging drawer has full extension, concealed Smart Stop slides.
- 110 lb. rated.
- 120V outlet must be installed in rear of cabinet within 10″ of bottom of drawer, in rear of cabinet.
- CUL US listed power strip with two 120V plugs and two 2.1 amp USB ports.
- Max Current: AC 15 amps @ 120VAC; USB 2.1 amp and 5 VDC each.
- Tamper resistant outlets.
- Power cord with NEMA 5-15 plug.
- Integrated cord guide mounts to cabinet side to ensure safe operation.
- Black, shock absorbing mat included.
- Special sizes not available.
- Only available in 24″ deep.
- Not available on Inset or Beaded Inset Styles.

Door & Drawer Options

AF	AOMBWB	CC	CG	GAMD	IFHG	MD	PRMD	PTOWB	SHMD	SPLITDR	SPLITDRWS	TCP
		✓	✓	✓		✓	✓		✓			

End Panel Options

AUTH	CSFPE	EXBK	FFD	FL/FR	FPE	INTGE	IPE
✓	✓	✓	✓	✓	✓	✓	

Custom Modification Options

ADD_SHLF	ADDTK	CBO	CCO	CFNTO	CFP	CFRMO	CHGDRW	CLIP	CMAT	CND	CSDGBK	DRT	DRWSEC	DRWTK	EX	EX_OL	FBFL	FD
		✓	✓	✓		✓				✓	✓			✓	✓	✓		

FDSRTBTM	FLUT	FTK	ID	IH	INVFRM	IW	LIGHT	MIP	OBRB	PFINBTMB	RD	RECTK	RECTK_6[1]	RECTKFRT6	RH	ROSFLUT	RT
		✓	✓	✓				✓	✓				✓	✓			

RW	SBCADDY	SBCADDYSM	SCPDRW	SRT	STW	TD	TKP	TVR	UDBX	URT	VTK	WS	WTCD	WTKCUP	WTR
							✓	✓			✓				✓

[1] Can only be recessed in the front, back, and/or one side only.

Base Cabinets

BASE with ROLL TRAYS, 34 1/2″ HIGH, 24″ DEEP

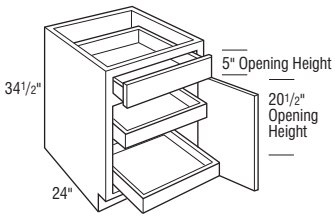

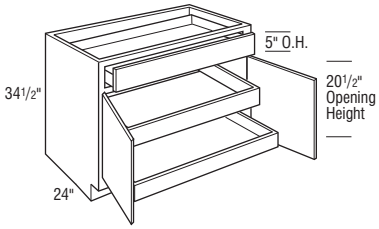

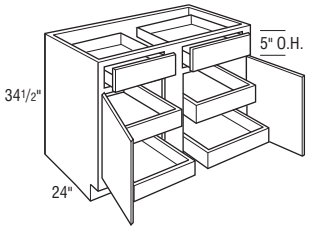

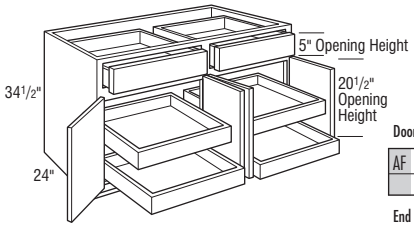

	Cubic Feet	1		2		3		4		5		6		7	
B12RT L or R	7.5	1779		1826		1869		1925		1990		2104		2218	
B15RT L or R	9.1	1858		1914		1957		2017		2080		2209		2338	
B18RT L or R	10.8	1888		1940		1979		2046		2110		2239		2368	
B21RT L or R	12.4	1947		2004		2047		2117		2188		2320		2452	
B24RT L or R	14.1	1990		2051		2094		2165		2235		2366		2497	
• Contains two easily adjustable roll trays.															
B24RT	14.1	2282		2358		2401		2489		2596		2767		2938	
B27RT	15.7	2447		2530		2591		2690		2792		2981		3170	
B30RT	17.4	2506		2587		2649		2756		2854		3050		3246	
B33RT	19.0	2549		2635		2708		2812		2913		3111		3309	
B36RT	20.7	2596		2685		2756		2864		2972		3176		3380	
• Contains two easily adjustable roll trays.															
B39RT	22.4	3367		3459		3528		3643		3748		3954		4160	
B42RT	24.0	3420		3512		3586		3700		3818		4028		4238	
B45RT	25.7	3524		3624		3700		3825		3944		4169		4394	
B48CSRT	27.3	3611		3711		3790		3921		4045		4281		4517	
• Includes four easily adjustable roll trays and center mullion. • 39″ wide and wider will receive two easily adjustable roll trays in the width.															
B48RT	27.3	3972		4082		4169		4313		4450		4709		4968	
• Two sets of butt doors. • Includes four easily adjustable roll trays and center mullion.															

Notes below apply to all products in section above:

- Reduced Depths available in 1/4″ increments from 12″ to 23 3/4″.
- Exceptions may apply when using IW with Clipped Corners or Wide Stiles. Please reference these sections in Section G for more details.

Door & Drawer Options

AF	AOMBWB	CC	CG	GAMD	IFHG	MD	PRMD[1]	PTOWB	SHMD	SPLITDR	SPLITDRWS[2]	TCP
			✓	✓	✓	✓	✓		✓		✓	

End Panel Options

AUTH	CSFPE	EXBK	FFD	FL/FR	FPE	INTGE	IPE
✓	✓	✓		✓	✓	✓	✓

Custom Modification Options

ADD_SHLF	ADDTK	CBO	CCO[3]	CFNTO	CFP	CFRMO	CHGDRW[4]	CLIP[5]	CMAT	CND	CSDGBK	DRT	DRWSEC[6]	DRWTK[7]	EX	EX_OL	FBFL	FD
		✓	✓	✓	✓	✓	✓	✓		✓	✓	✓	✓	✓	✓	✓		

FDSRTBTM	FLUT[8]	FTK[9]	ID	IH	INVFRM	IW[10]	LIGHT	MIP	OBRB	PFINBTMB	RD	RECTK	RECTK_6[11]	RECTKFRT6	RH	ROSFLUT	RT[12]
	✓	✓		✓	✓	✓		✓	✓		✓	✓	✓	✓	✓	✓	✓

RW	SBCADDY	SBCADDYSM	SCPDRW	SRT	STW	TD	TKP	TVR[13]	UDBX[14]	URT[14]	VTK	WS[15]	WTCD[16]	WTKCUP[17]	WTR
			✓	✓			✓	✓	✓	✓	✓	✓	✓	✓	✓

[1] Not available on 12″ wide.
[2] Only available on 24″-36″ wide.
[3] Not available on 30″-48″ wide.
[4] Only available with 36″ wide. 36″ wide only available in conjunction with SPLITDRWS modification.
[5] Not available on 9″ or 24″ (2 doors) wide.
[6] Not available on 12″, 15″, 27″-36″, 39″, or 45″ wide.
[7] Only available on 24″ (1 door), 30″ and 36″ wide.
[8] 6″ fluting not available on 12″, 15″, 42″, or 48″ wide. 6″ fluting both not available on 18″-24″ (1 door and 2 doors) wide.
[9] FTKAV and style B-L not available on 12″ wide.
[10] Not available on 24″ (1 door and 2 doors) wide.
[11] 12″ wide can only be recessed in front and/or back. 15″ and 18″ wide can only be recessed in the front, back, and/or one side only.
[12] Not available on 39″ or 45″ wide.
[13] Not available on 39″-48″ wide and TVRAV and style B-L not available on 12″ wide.
[14] Not available on 12″-21″ or 39″-45″ wide.
[15] Only available on 30″, 36″, 42″, and 48″ wide.
[16] Not available on 12″, 27″, 33″, 36″, 39″, or 45″ wide.
[17] Only available on 36″ wide.

IH/RH availability charts starting on page G•40.
IW/RW availability charts starting on page G•46.

BASE with ROLL TRAYS and CHARGING DRAWER, 34 1/2″ HIGH, 24″ DEEP

S

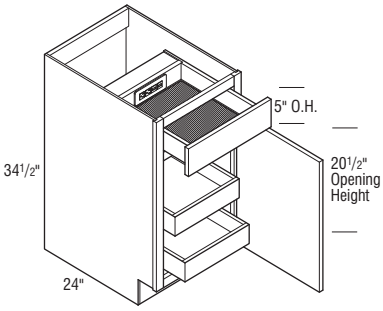

	Cubic Feet	1		2		3		4		5		6		7	
B18CHGDRWRT L or R	10.8	3138		3190		3229		3296		3360		3489		3618	

- Contains two easily adjustable roll trays.
- Charging drawer has full extension, concealed Smart Stop slides.
- 110 lb. rated.
- 120V outlet must be installed in rear of cabinet within 10″ of bottom of drawer, in rear of cabinet.
- CUL US listed power strip with two 120V plugs and two 2.1 amp USB ports.
- Max Current: AC 15 amps @ 120VAC; USB 2.1 amp and 5 VDC each.
- Tamper resistant outlets.
- Power cord with NEMA 5-15 plug.
- Integrated cord guide mounts to cabinet side to ensure safe operation.
- Black, shock absorbing mat included.
- Special sizes not available.
- Only available in 24″ deep.
- Not available on Inset or Beaded Inset Styles.

Door & Drawer Options

AF	AOMBWB	CC	CG	GAMD	IFHG	MD	PRMD	PTOWB	SHMD	SPLITDR	SPLITDRWS	TCP
			✓	✓		✓	✓		✓			

End Panel Options

AUTH	CSFPE	EXBK	FFD	FL/FR	FPE	INTGE	IPE
✓	✓			✓	✓	✓	

Custom Modification Options

ADD_SHLF	ADDTK	CBO	CCO	CFNTO	CFP	CFRMO	CHGDRW	CLIP	CMAT	CND	CSDGBK	DRT	DRWSEC	DRWTK	EX	EX_OL	FBFL	FD
		✓	✓	✓		✓		✓		✓	✓	✓		✓		✓		

FDSRTBTM	FLUT[1]	FTK	ID	IH	INVFRM	IW	LIGHT	MIP	OBRB	PFINBTMB	RD	RECTK	RECTK_6[2]	RECTKFRT6	RH	ROSFLUT	RT
	✓	✓						✓	✓				✓	✓			

RW	SBCADDY	SBCADDYSM	SCPDRW	SRT	STW	TD	TKP	TVR	UDBX	URT	VTK	WS[3]	WTCD	WTKCUP	WTR
				✓			✓	✓			✓	✓			

[1] Not available with 6″ fluting or fluting both.
[2] Can only be recessed in the front, back, and/or one side only.
[3] Not available with WSR1.5, WSL1.5, WSL&R3.

BASE with WOOD TIERED CUTLERY DIVIDER, 34 1/2″ HIGH, 24″ DEEP

S

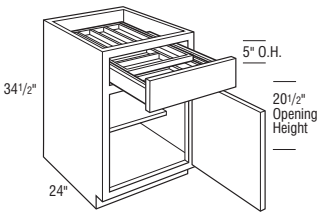

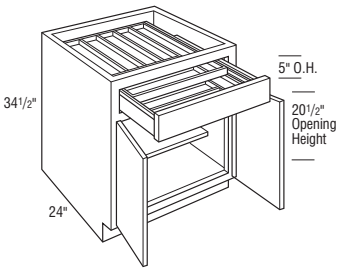

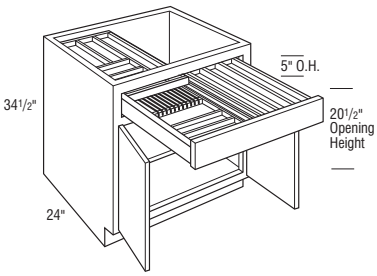

	Cubic Feet	1		2		3		4		5		6		7	
B15WTCD L or R	9.1	1608		1662		1709		1769		1829		1957		2085	
B18WTCD L or R	10.8	1640		1687		1728		1795		1860		1987		2114	
B21WTCD L or R	12.4	1698		1752		1796		1864		1940		2070		2200	
B24WTCD L or R	14.1	1743		1802		1843		1917		1983		2117		2251	
B24WTCD	14.1	2033		2106		2153		2240		2347		2517		2687	
B30WTCD	17.4	2625		2710		2770		2877		2974		3172		3370	
B36WTCD	20.7	2718		2808		2877		2986		3095		3298		3501	

Notes below apply to all products in section above:

- One adjustable 15″ deep shelf.
- Exterior WTCD drawer box height is 3 3/4″, interior height of top and bottom tier is 1 3/8″.
- Different sizes of the cutlery dividers may have different configurations. Please reference the accessory section on page S•5 for more details.

Door & Drawer Options

AF	AOMBWB	CC	CG	GAMD	IFHG	MD	PRMD	PTOWB	SHMD	SPLITDR	SPLITDRWS	TCP
			✓	✓	✓	✓	✓		✓			

End Panel Options

AUTH	CSFPE	EXBK	FFD	FL/FR	FPE	INTGE	IPE
✓	✓	✓	✓	✓	✓	✓	✓

Custom Modification Options

ADD_SHLF	ADDTK	CBO	CCO	CFNTO	CFP	CFRMO	CHGDRW	CLIP[1]	CMAT	CND	CSDGBK	DRT	DRWSEC	DRWTK[2]	EX	EX_OL	FBFL	FD
		✓	✓	✓		✓		✓		✓	✓			✓	✓	✓		✓

FDSRTBTM	FLUT[3]	FTK	ID	IH	INVFRM	IW	LIGHT	MIP	OBRB	PFINBTMB	RD	RECTK	RECTK_6[4]	RECTKFRT6	RH	ROSFLUT	RT
✓	✓	✓	✓	✓				✓	✓			✓	✓	✓	✓	✓	✓

RW	SBCADDY	SBCADDYSM	SCPDRW	SRT	STW	TD	TKP	TVR	UDBX	URT	VTK	WS[5]	WTCD	WTKCUP	WTR
	✓	✓				✓	✓	✓			✓	✓			✓

[1] Not available on 15″ or 24″ (2 doors) wide.
[2] Not available on 15″-21″ wide.
[3] 6″ fluting not available on 15″, 18″ or 24″ (2 doors) wide and not available with 6″ fluting both.
[4] 15″ and 18″ wide can only be recessed in the front, back, and/or one side only.
[5] Not available on 15″ or 24″ (2 doors) wide. Not available with wide stiles 1.5″ except wide stile both 1.5″. Wide stile both 3″ only available on 24″ (1 door) wide.

Base Cabinets

BASE with WOOD TIERED CUTLERY DIVIDER and ROLL TRAYS, 34 1/2″ HIGH, 24″ DEEP

S

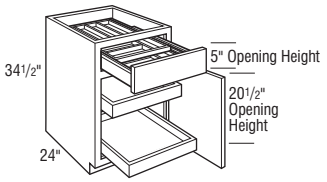

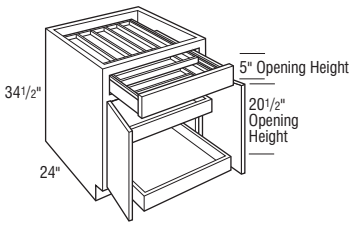

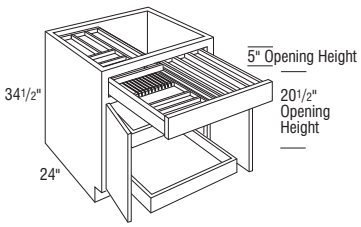

	Cubic Feet	1		2		3		4		5		6		7	
B15RTWTCD L or R	9.1	2358		2414		2457		2517		2580		2709		2838	
B18RTWTCD L or R	10.8	2388		2440		2479		2546		2610		2739		2868	
B21RTWTCD L or R	12.4	2847		2904		2947		3017		3088		3220		3352	
B24RTWTCD L or R	14.1	2890		2951		2994		3065		3135		3266		3397	
B24RTWTCD	14.1	3336		3455		3545		3689		3852		4126		4400	
B30RTWTCD	17.4	3406		3487		3549		3656		3754		3950		4146	
B36RTWTCD	20.7	3496		3585		3656		3764		3872		4076		4280	

Notes below apply to all products in section above:

- Two roll trays standard.
- Includes Wood Tiered Cutlery Divider Drawer.
- Exterior WTCD drawer box height is 3 3/4″, interior height of top and bottom tier is 1 3/8″.
- Cabinet may accommodate up to four roll trays, which may be purchased separately for field installation. See page S•9.
- Wood Tiered Cutlery Divider Drawer is also available as an accessory for field installation. See page S•5.
- Different sizes of the cutlery dividers may have different configurations. Please reference the accessory section on page S•5 for more details.

Door & Drawer Options

AF	AOMBWB	CC	CG	GAMD	IFHG	MD	PRMD	PTOWB	SHMD	SPLITDR	SPLITDRWS	TCP
			✓	✓	✓	✓	✓		✓			

End Panel Options

AUTH	CSFPE	EXBK	FFD[1]	FL/FR	FPE	INTGE	IPE
✓	✓		✓	✓	✓	✓	✓

Custom Modification Options

ADD_SHLF	ADDTK	CBO	CCO	CFNTO	CFP	CFRMO	CHGDRW	CLIP[2]	CMAT	CND	CSDGBK	DRT	DRWSEC	DRWTK	EX	EX_OL	FBFL	FD
		✓	✓	✓		✓		✓		✓	✓	✓		✓		✓		

FDSRTBTM	FLUT[3]	FTK[1]	ID	IH	INVFRM	IW	LIGHT	MIP	OBRB	PFINBTMB	RD	RECTK	RECTK_6[4]	RECTKFRT6	RH	ROSFLUT[1]	RT
	✓	✓						✓	✓			✓	✓	✓		✓	

RW	SBCADDY	SBCADDYSM	SCPDRW	SRT	STW	TD	TKP	TVR	UDBX	URT	VTK	WS[5]	WTCD	WTKCUP	WTR
				✓			✓	✓			✓	✓			

[1] Only available on 30″ and 36″ wide.
[2] Clipped both and Clipped 6″ not available on 15″ or 18″ wide. Clipped both 6″ only available on 30″ and 36″ wide. Not available on CLIPL and CLIPR not available on 30″ or 36″ wide.
[3] Fluting both and 6″ fluting not available on 15″ or 18″ wide. Fluting both 6″ only available on 30″ and 36″ wide. Not available on FLUT3L and FLUT3R not available on 30″ or 36″ wide.
[4] 15″ and 18″ wide can only be recessed in the front, back, and/or one side only.
[5] Not available on 15″ wide. WSL&R3 not available on 15″ or 18″ wide.

IH/RH availability charts starting on page G•40.
IW/RW availability charts starting on page G•46.

BASE with CUTLERY INSERT WOOD DIVIDERS, 34 1/2″ HIGH, 24″ DEEP

S

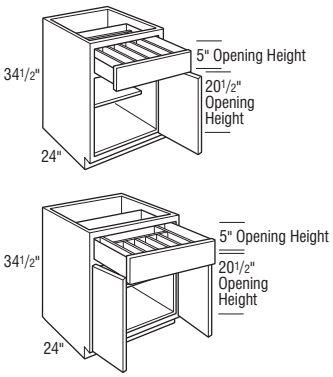

	Cubic Feet	1		2		3		4		5		6		7	
B15CIW L or R	9.1	1197		1255		1297		1359		1421		1549		1677	
B18CIW L or R	10.8	1229		1279		1319		1384		1450		1578		1706	
B21CIW L or R	12.4	1312		1369		1413		1483		1555		1688		1821	
B24CIW L or R	14.1	1392		1449		1492		1566		1634		1763		1892	
B24CIW	14.1	1683		1755		1801		1889		1995		2165		2335	

Notes below apply to all products in section above:

- One adjustable 15″ deep shelf.
- Includes Cutlery Insert Wood Divider.
- Features hard wood.
- Cutlery Insert Wood Divider is also available as an accessory for field installation. See page S•5.

Door & Drawer Options

AF	AOMBWB	CC	CG	GAMD	IFHG	MD[1]	PRMD[1]	PTOWB	SHMD	SPLITDR	SPLITDRWS[2]	TCP
		✓			✓	✓	✓				✓	

End Panel Options

AUTH	CSFPE	EXBK	FFD	FL/FR	FPE	INTGE	IPE
✓	✓	✓	✓		✓	✓	✓

Custom Modification Options

ADD_SHLF	ADDTK	CBO	CCO	CFNTO	CFP	CFRMO	CHGDRW	CLIP[1]	CMAT	CND	CSDGBK	DRT	DRWSEC	DRWTK	EX	EX_OL	FBFL	FD
		✓	✓	✓	✓	✓		✓		✓	✓			✓	✓	✓		✓

FDSRTBTM	FLUT[3]	FTK	ID	IH	INVFRM	IW[4]	LIGHT	MIP	OBRB	PFINBTMB	RD	RECTK	RECTK_6[5]	RECTKFRT6	RH	ROSFLUT	RT
✓	✓	✓			✓	✓		✓	✓		✓	✓	✓	✓	✓	✓	✓

RW	SBCADDY[1]	SBCADDYSM	SCPDRW	SRT	STW	TD	TKP	TVR[6]	UDBX	URT	VTK	WS[1]	WTCD	WTKCUP[1]	WTR
	✓	✓	✓			✓	✓	✓			✓	✓		✓	✓

[1] Not available on 24″ (2 doors) wide.
[2] Only available on 24″ (1 door) wide.
[3] 6″ fluting not available on 15″ or 24″ (2 doors) wide, and FLUT6B is only available on 24″ (1 door) wide.
[4] Not available on 24″ wide.
[5] 15″ and 18″ wide can only be recessed in the front, back, and/or one side only.
[6] Not available on 18″, 21″ or 24″ (2 doors) wide.

Base Cabinets

BASE with CUTLERY INSERT WOOD DIVIDERS and ROLL TRAYS, 34 1/2″ HIGH, 24″ DEEP

S

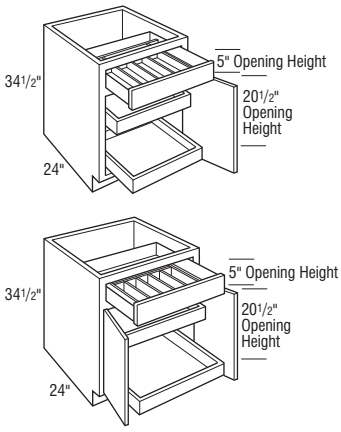

	Cubic Feet	1		2		3		4		5		6		7	
B15RTCIW L or R	9.1	1976		2032		2075		2135		2198		2327		2456	
B18RTCIW L or R	10.8	2006		2058		2097		2164		2228		2357		2486	
B21RTCIW L or R	12.4	2092		2149		2192		2262		2333		2465		2597	
B24RTCIW L or R	14.1	2167		2228		2271		2342		2412		2543		2674	
B24RTCIW	14.1	2459		2535		2578		2666		2773		2944		3115	

Notes below apply to all products in section above:

- Two roll trays standard.
- Includes Cutlery Insert Wood Divider.
- Features hard wood.
- Cabinet may accommodate up to four roll trays, which may be purchased separately for field installation. See page S•9.
- Cutlery Insert Wood Divider is also available as an accessory for field installation. See page S•5.

Door & Drawer Options

AF	AOMBWB	CC	CG	GAMD	IFHG	MD	PRMD	PTOWB	SHMD	SPLITDR	SPLITDRWS[1]	TCP
			✓		✓	✓	✓				✓	

End Panel Options

AUTH	CSFPE	EXBK	FFD	FL/FR	FPE	INTGE	IPE
✓	✓	✓			✓	✓	✓

Custom Modification Options

ADD_SHLF	ADDTK	CBO	CCO	CFNTO	CFP	CFRMO	CHGDRW	CLIP[2]	CMAT	CND	CSDGBK	DRT	DRWSEC	DRWTK	EX	EX_OL	FBFL	FD
		✓	✓	✓	✓	✓		✓		✓	✓	✓		✓	✓	✓		

FDSRTBTM	FLUT[3]	FTK	ID[2]	IH	INVFRM	IW[4]	LIGHT	MIP	OBRB	PFINBTMB	RD	RECTK	RECTK_6[5]	RECTKFRT6	RH	ROSFLUT	RT
	✓	✓	✓	✓	✓	✓		✓	✓		✓	✓	✓	✓	✓	✓	

RW	SBCADDY	SBCADDYSM	SCPDRW	SRT	STW	TD	TKP	TVR	UDBX[6]	URT	VTK	WS[7]	WTCD	WTKCUP	WTR
			✓	✓			✓	✓	✓		✓	✓			✓

[1] Only available on 24″ (1 door) wide.
[2] Not available on 24″ (2 doors) wide.
[3] 6″ fluting not available on 15″ wide and FLUT6B not available.
[4] Not available on 24″ (1 door) wide.
[5] 15″ and 18″ wide can only be recessed in the front, back, and/or one side only.
[6] Only available on 24″ (2 doors) wide.
[7] WSB3 not available on 15″ wide and WSR1.5 and WSL1.5 not available on 24″ (1 door) wide. Not available on 24″ (1 door) wide.

BASE with WOOD TIERED K-CUP* DRAWER, 34 1/2″ HIGH, 24″ DEEP

S

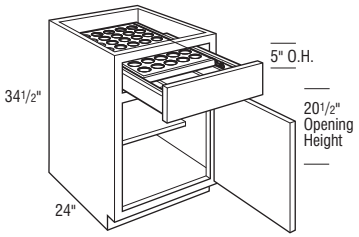

	Cubic Feet	1		2		3		4		5		6		7	
B18KCUP L or R	10.8	1774		1853		1915		2020		2127		2331		2535	

- One adjustable 15″ deep shelf.
- Holds 40 K-Cups.
- The Wood Tiered K-Cup Drawer is compatible with K-Cup pods only.
- Exterior Wood Tiered K-Cup drawer box height is 3 3/4″, interior height of top tier is 1 5/8″, and interior height of bottom tier is 1 3/8″.

*K-Cup is a registered trademark of Keurig Green Mountain, Inc.

Door & Drawer Options

AF	AOMBWB	CC	CG	GAMD	IFHG	MD	PRMD	PTOWB	SHMD	SPLITDR	SPLITDRWS	TCP
					✓				✓			

End Panel Options

AUTH	CSFPE	EXBK	FFD	FL/FR	FPE	INTGE	IPE
✓	✓	✓	✓	✓	✓	✓	✓

Custom Modification Options

ADD_SHLF	ADDTK	CBO	CCO	CFNTO	CFP	CFRMO	CHGDRW	CLIP	CMAT	CND	CSDGBK	DRT	DRWSEC	DRWTK	EX	EX_OL	FBFL	FD
✓		✓									✓	✓		✓	✓	✓		✓

FDSRTBTM	FLUT[1]	FTK	ID	IH	INVFRM	IW	LIGHT	MIP	OBRB	PFINBTMB	RD	RECTK	RECTK_6[2]	RECTKFRT6	RH	ROSFLUT	RT
✓	✓	✓		✓				✓	✓			✓	✓	✓	✓	✓	✓

RW	SBCADDY	SBCADDYSM	SCPDRW	SRT	STW	TD	TKP	TVR	UDBX	URT	VTK	WS	WTCD	WTKCUP	WTR
	✓	✓				✓	✓	✓			✓				✓

[1] Not available with 6″ fluting.
[2] Can only be recessed in the front, back, and/or one side only.

IH/RH availability charts starting on page G•40.
IW/RW availability charts starting on page G•46.

BASE with WOOD TIERED K-CUP* DRAWER and ROLL TRAYS, 34 1/2″ HIGH, 24″ DEEP

S

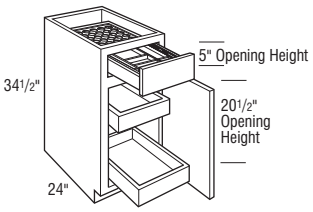

	Cubic Feet	1		2		3		4		5		6		7	
B18KCUPRT L or R	10.8	2163		2215		2254		2321		2385		2514		2643	

- Two roll trays standard.
- Cabinet may accommodate up to four roll trays, which may be purchased separately for field installation. See page S•9.
- Holds 40 K-Cups.
- The Wood Tiered K-Cup Drawer is compatible with K-Cup pods only.
- Exterior Wood Tiered K-Cup drawer box height is 3 3/4″, interior height of top tier is 1 5/8″, and interior height of bottom tier is 1 3/8″.

*K-Cup is a registered trademark of Keurig Green Mountain, Inc.

Door & Drawer Options

AF	AOMBWB	CC	CG	GAMD	IFHG	MD	PRMD	PTOWB	SHMD	SPLITDR	SPLITDRWS	TCP
				✓	✓	✓	✓		✓			

End Panel Options

AUTH	CSFPE	EXBK	FFD	FL/FR	FPE	INTGE	IPE
✓	✓			✓	✓	✓	✓

Custom Modification Options

ADD_SHLF	ADDTK	CBO	CCO	CFNTO	CFP	CFRMO	CHGDRW	CLIP[1]	CMAT	CND	CSDGBK	DRT	DRWSEC	DRWTK	EX	EX_OL	FBFL	FD
		✓	✓	✓				✓			✓	✓		✓		✓		

FDSRTBTM	FLUT[2]	FTK	ID	IH	INVFRM	IW	LIGHT	MIP	OBRB	PFINBTMB	RD	RECTK	RECTK_6[3]	RECTKFRT6	RH	ROSFLUT	RT
	✓							✓	✓			✓	✓	✓			

RW	SBCADDY	SBCADDYSM	SCPDRW	SRT	STW	TD	TKP	TVR	UDBX	URT	VTK	WS	WTCD	WTKCUP	WTR
				✓			✓	✓			✓				

[1] Not available with 6″ clipped corners.
[2] Not available with fluting both or 6″ fluting.
[3] Can only be recessed in the front, back, and/or one side only.

BASE with FOOD STORAGE CONTAINER ORGANIZER, 34 1/2″ HIGH, 24″ DEEP

S

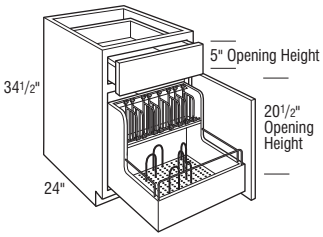

B18FSCO L or R	10.8	2311		2361		2401		2466		2532		2660		2788	
B24FSCO L or R	14.1	3636		3755		3845		3989		4152		4426		4700	

- Pull-out features natural finished hardwood dovetailed box with chrome rails on lower section with undermount Smart Stop guides.
- Includes seven chrome "U" pegs to use on the pegboard bottom to customize the fit to container sizes.
- Adjustable clip-on lid dividers included to fit with a variety of lid shapes. 18" wide includes five dividers, 24" wide includes eight dividers.
- Front of pull-out is routed for easy access.
- 18″ wide cabinet pull-out dimensions: 14 1/2″ W x 21 1/2″ D x 18″ H.
- 24″ wide cabinet pull-out dimensions: 20 1/2″ W x 21 1/2″ D x 18″ H.
- Not available on Inset and Beaded Inset styles.

Door & Drawer Options

AF	AOMBWB	CC	CG	GAMD	IFHG	MD	PRMD	PTOWB	SHMD	SPLITDR	SPLITDRWS	TCP
			✓	✓		✓	✓		✓			

End Panel Options

AUTH	CSFPE	EXBK	FFD	FL/FR	FPE	INTGE	IPE
✓	✓			✓	✓		

Custom Modification Options

ADD_SHLF	ADDTK	CBO	CCO	CFNTO	CFP	CFRMO	CHGDRW[1]	CLIP	CMAT	CND	CSDGBK	DRT	DRWSEC	DRWTK	EX	EX_OL	FBFL	FD
		✓	✓	✓		✓	✓			✓	✓		✓	✓		✓		

FDSRTBTM	FLUT	FTK	ID	IH	INVFRM	IW	LIGHT	MIP	OBRB	PFINBTMB	RD	RECTK	RECTK_6[2]	RECTKFRT6	RH	ROSFLUT	RT
								✓	✓				✓	✓			

RW	SBCADDY	SBCADDYSM	SCPDRW	SRT	STW	TD	TKP	TVR	UDBX[3]	URT	VTK	WS	WTCD	WTKCUP	WTR
							✓	✓	✓		✓				

[1] Only available on 18″ wide.
[2] 18″ wide can only be recessed in the front, back, and/or one side only.
[3] Only available on 24″ wide.

Base Cabinets

FULL HEIGHT BASE, 34 1/2″ HIGH, 24″ DEEP

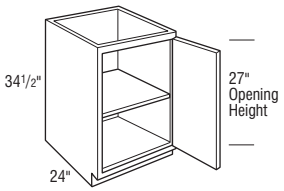

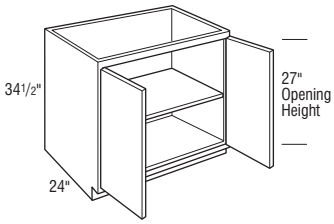

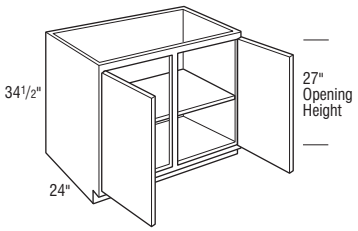

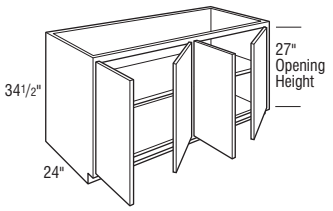

	Cubic Feet	1		2		3		4		5		6		7	
B6FH L or R	4.1	939		984		1019		1075		1140		1246		1352	
B9FH L or R	5.8	939		984		1019		1075		1140		1246		1352	
B12FH L or R	7.5	989		1039		1074		1131		1196		1305		1414	
B15FH L or R	9.1	1043		1089		1126		1192		1246		1357		1468	
B18FH L or R	10.8	1079		1137		1181		1242		1313		1433		1553	
B21FH L or R	12.4	1133		1192		1230		1299		1357		1485		1613	
B24FH L or R	14.1	1181		1236		1281		1347		1417		1546		1675	
B24FH	14.1	1474		1548		1586		1671		1785		1951		2117	
B27FH	15.7	1524		1598		1655		1744		1832		2001		2170	
B30FH	17.4	1679		1760		1822		1926		2045		2235		2425	
B33FH	19.0	1726		1811		1875		1984		2088		2276		2464	
B36FH	20.7	1789		1872		1936		2046		2165		2371		2577	
B39FH	22.4	1818		1908		1977		2086		2195		2398		2601	
B42FH	24.0	1881		1973		2040		2152		2276		2487		2698	
B45FH	25.7	1970		2064		2136		2254		2378		2598		2818	
B48FHCS	27.3	2052		2152		2227		2350		2465		2697		2929	
B48FH	27.3	2257		2367		2450		2585		2712		2967		3222	

- Two sets of butt doors.

Notes below apply to all products in section above:

- One adjustable Full Depth Shelf.
- Reduced Depths available in 1/4″ increments from 6″ to 23 3/4″.
- Increased Depths available in 1/4″ increments from 24 1/4″ to 30″.
- 6″ not available with Insert or Beaded Inset styles.
- Utilizes a slab door on cabinets up to 9″ wide.

Door & Drawer Options

AF[1]	AOMBWB	CC	CG[1]	GAMD[2]	IFHG[1]	MD[2]	PRMD[3]	PTOWB	SHMD[2]	SPLITDR[4]	SPLITDRWS	TCP
✓			✓	✓	✓	✓	✓		✓	✓		

End Panel Options

AUTH	CSFPE	EXBK	FFD	FL/FR	FPE	INTGE[1]	IPE[1]
✓	✓	✓	✓	✓	✓	✓	✓

Custom Modification Options

ADD_SHLF	ADDTK	CBO	CCO	CFNTO	CFP	CFRMO	CHGDRW	CLIP[5]	CMAT	CND	CSDGBK[1]	DRT	DRWSEC	DRWTK[6]	EX	EX_OL	FBFL	FD
		✓	✓	✓		✓		✓		✓	✓			✓	✓	✓		

FDSRTBTM[2]	FLUT[7]	FTK[8]	ID	IH	INVFRM	IW[9]	LIGHT	MIP	OBRB	PFINBTMB	RD	RECTK[10]	RECTK_6[11]	RECTKFRT6	RH	ROSFLUT[12]	RT[1]
✓	✓	✓	✓	✓		✓		✓	✓		✓	✓	✓	✓	✓	✓	✓

RW	SBCADDY[13]	SBCADDYSM[14]	SCPDRW	SRT	STW	TD[1]	TKP	TVR[10]	UDBX	URT[15]	VTK	WS[16]	WTCD	WTKCUP	WTR
	✓	✓				✓	✓	✓		✓	✓	✓			✓

[1] Not available on 6″ wide.
[2] Not available on 6″ or 9″ wide.
[3] Not available on 6″, 9″, 12″, or 24″ (2 doors) wide.
[4] Only available on 30″-39″ wide.
[5] Not available on 6″, 9″, 12″, or 24″ (2 doors) wide.
[6] Only available on 24″ (1 door), 30″ and 36″ wide.
[7] Not available on 24″ (2 doors) or 27″ wide. Fluting both 3″ only available on 15″-21″ wide. 6″ fluting not available on 6″-21″ wide and fluting both 6″ not available.
[8] FTKAV and style B-L not available on 6″, 9″ or 12″ wide.
[9] Not available on 48″ wide.
[10] Not available on 9″, 42″, 45″, or 48″ wide. TVRAV and style B-L not available on 6″ or 12″ wide.
[11] 6″, 9″, and 12″ wide can only be recessed in front and/or back. 15″ and 18″ wide can only be recessed in the front, back, and/or one side only.
[12] Not available on 24″ (2 doors) or 27″ wide. Fluting both only available on 15″-21″ wide.
[13] Not available on 6″, 9″, 12″, or 45″ wide.
[14] Not available on 6″, 9″ or 45″ wide.
[15] Only available on 24″ (1 door and 2 doors)-36″ wide.
[16] Not available on 6″-9″ wide and wide stile both 3″ not available on 12″ wide.

IH/RH availability charts starting on page G•40.
IW/RW availability charts starting on page G•46.

FULL HEIGHT BASE, 40 1/2″ HIGH, 24″ DEEP

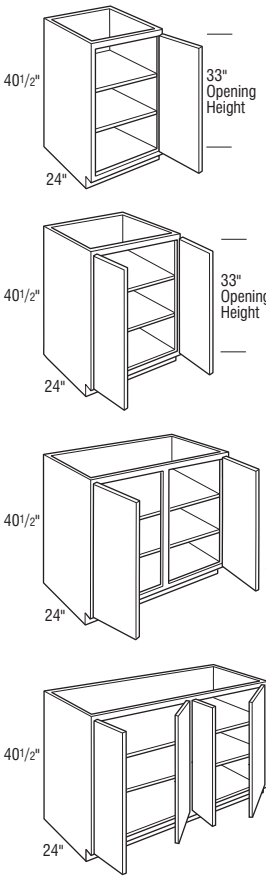

	Cubic Feet	1	2	3	4	5	6	7
B940FH L or R	6.3	1079	1124	1159	1215	1280	1386	1492
B1240FH L or R	8.2	1129	1179	1214	1271	1336	1445	1554
B1540FH L or R	10.0	1183	1229	1266	1332	1386	1497	1608
B1840FH L or R	11.9	1219	1277	1321	1382	1453	1573	1693
B2140FH L or R	13.8	1273	1332	1370	1439	1497	1625	1753
B2440FH L or R	15.6	1321	1376	1421	1487	1557	1686	1815
B2440FH	15.6	1614	1688	1726	1811	1925	2091	2257
B2740FH	17.5	1664	1738	1795	1884	1972	2141	2310
B3040FH	19.4	1819	1900	1962	2066	2185	2375	2565
B3340FH	21.2	1866	1951	2015	2124	2228	2416	2604
B3640FH	23.1	1929	2012	2076	2186	2305	2511	2717
B3940FH	24.9	1958	2048	2117	2226	2335	2538	2741
B4240FH	26.8	2021	2113	2180	2292	2416	2627	2838
B4540FH	28.7	2110	2204	2276	2394	2518	2738	2958
B4840FHCS	30.5	2192	2292	2367	2490	2605	2837	3069
B4840FH	30.5	2367	2475	2556	2689	2813	3064	3315

- Two sets of butt doors.

Notes below apply to all products in section above:

- Two full depth adjustable shelves.
- Reduced Depths available in 1/4″ increments from 6″ to 23 3/4″.
- Increased Depths available in 1/4″ increments from 24 1/4″ to 30″.

Door & Drawer Options

AF	AOMBWB	CC	CG	GAMD	IFHG	MD[1]	PRMD[1]	PTOWB	SHMD	SPLITDR	SPLITDRWS	TCP
			✓		✓	✓	✓					

End Panel Options

AUTH	CSFPE	EXBK	FFD	FL/FR	FPE	INTGE	IPE
✓	✓	✓	✓		✓	✓	✓

Custom Modification Options

ADD_SHLF	ADDTK	CBO	CCO	CFNTO	CFP	CFRMO	CHGDRW	CLIP[2]	CMAT	CND	CSDGBK	DRT	DRWSEC	DRWTK[3]	EX	EX_OL	FBFL	FD
		✓	✓	✓		✓		✓		✓	✓			✓	✓	✓		

FDSRTBTM[1]	FLUT[4]	FTK[5]	ID	IH	INVFRM	IW[6]	LIGHT	MIP	OBRB	PFINBTMB	RD	RECTK	RECTK_6[7]	RECTKFRT6	RH	ROSFLUT[8]	RT[1]
✓	✓	✓	✓	✓		✓		✓	✓		✓	✓	✓	✓	✓	✓	✓

RW	SBCADDY[9]	SBCADDYSM[1]	SCPDRW	SRT	STW	TD	TKP	TVR[10]	UDBX	URT[11]	VTK	WS[12]	WTCD	WTKCUP	WTR
	✓	✓				✓	✓	✓		✓	✓	✓			✓

[1] Not available on 9″ wide.
[2] Not available on 9″-12″ wide or 24″ (2 doors) wide.
[3] Not available on 9″, 39″-48″ wide.
[4] 6″ fluting only available on 24″ (1 door) wide. Not available on 24″ (2 doors) or 27″ wide.
[5] FTKAV and style B-L not available on 9″-12″ wide.
[6] Not available on 48″ wide.
[7] 9″ and 12″ wide can only be recessed in front and/or back. 15″ and 18″ wide can only be recessed in the front, back, and/or one side only.
[8] Not available on 24″ (2 doors) or 27″ wide.
[9] Not available on 9″-12″ wide.
[10] Not available on 9″ wide or 42″-48″ wide and TVRAV and style B-L not available on 9″-12″.
[11] Only available on 24″-36″ wide.
[12] Not available on 9″ wide and WSB3 not available on 9″-12″ wide.

Base Cabinets

FULL HEIGHT BASE with ROLL TRAYS, 34 1/2″ HIGH, 24″ DEEP

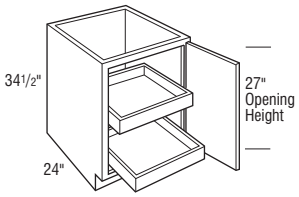

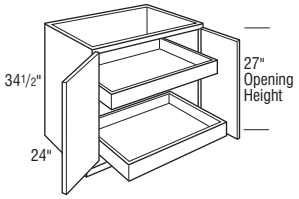

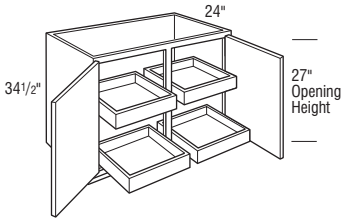

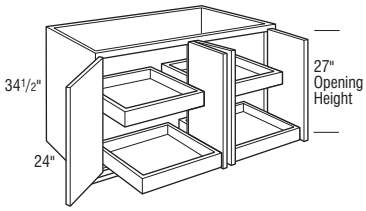

	Cubic Feet	1		2		3		4		5		6		7	
B12FHRT L or R	7.5	1519		1569		1604		1661		1726		1835		1944	
B15FHRT L or R	9.1	1573		1619		1656		1722		1776		1887		1998	
B18FHRT L or R	10.8	1609		1667		1711		1772		1843		1963		2083	
B21FHRT L or R	12.4	1663		1722		1760		1829		1887		2015		2143	
B24FHRT L or R	14.1	1711		1766		1811		1877		1947		2076		2205	
B24FHRT	14.1	2004		2078		2116		2201		2315		2481		2647	
B27FHRT	15.7	2054		2128		2185		2274		2362		2531		2700	
B30FHRT	17.4	2209		2290		2352		2456		2575		2765		2955	
B33FHRT	19.0	2376		2461		2525		2634		2738		2926		3114	
B36FHRT	20.7	2439		2522		2586		2696		2815		3021		3227	
B39FHRT	22.4	2878		2968		3037		3146		3255		3458		3661	
B42FHRT	24.0	2941		3033		3100		3212		3336		3547		3758	
B45FHRT	25.7	3030		3124		3196		3314		3438		3658		3878	
B48FHCSRT	27.3	3112		3212		3287		3410		3525		3757		3989	
B48FHRT	27.3	3423		3533		3616		3751		3878		4133		4388	

- Two sets of butt doors.

Notes below apply to all products in section above:

- Two roll trays standard.
- Cabinet may accommodate up to five roll trays, which may be purchased separately for field installation. See page S•9.
- Reduced Depths available in 1/4″ increments from 12″ to 23 3/4″.

Door & Drawer Options

AF	AOMBWB	CC	CG	GAMD	IFHG	MD	PRMD	PTOWB	SHMD	SPLITDR	SPLITDRWS	TCP
			✓		✓	✓	✓					

End Panel Options

AUTH	CSFPE	EXBK	FFD	FL/FR	FPE	INTGE	IPE
✓	✓	✓	✓		✓	✓	✓

Custom Modification Options

ADD_SHLF	ADDTK	CBO	CCO	CFNTO	CFP	CFRMO	CHGDRW	CLIP[1]	CMAT	CND	CSDGBK	DRT	DRWSEC	DRWTK	EX	EX_OL	FBFL	FD
		✓	✓	✓		✓		✓		✓	✓			✓	✓	✓		

FDSRTBTM	FLUT[2]	FTK[3]	ID	IH	INVFRM	IW[4]	LIGHT	MIP	OBRB	PFINBTMB	RD	RECTK	RECTK_6[5]	RECTKFRT6	RH	ROSFLUT[6]	RT
	✓	✓				✓		✓	✓		✓	✓	✓	✓	✓	✓	

RW	SBCADDY	SBCADDYSM	SCPDRW	SRT	STW	TD	TKP	TVR[7]	UDBX	URT[8]	VTK	WS[9]	WTCD	WTKCUP	WTR
							✓	✓		✓	✓	✓			✓

[1] Not available on 12″ or 24″ (2 doors) wide.
[2] 6″ fluting only available on 24″ wide. Not available on 24″ (2 doors) or 27″ wide.
[3] FTKAV and style B-L not available on 12″ wide.
[4] Not available on 48″ wide.
[5] 12″ wide can only be recessed in front and/or back. 15″ and 18″ wide can only be recessed in the front, back, and/or one side only.
[6] Not available on 24″ (2 doors) or 27″ wide.
[7] TVRAV and style B-L not available on 12″. Not available on 39″-42″ wide.
[8] Only available on 24″-36″ wide.
[9] WSB3 not available on 12″ wide.

IH/RH availability charts starting on page G•40.
IW/RW availability charts starting on page G•46.

FULL HEIGHT BASE with ROLL TRAYS, 40 1/2″ HIGH, 24″ DEEP

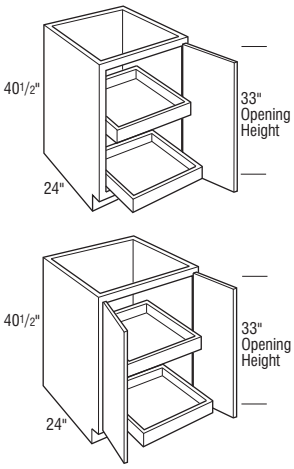

	Cubic Feet	1		2		3		4		5		6		7	
B1540FHRT L or R	9.1	1935		1991		2037		2118		2184		2321		2458	
B1840FHRT L or R	10.8	1979		2050		2105		2180		2267		2414		2561	
B2140FHRT L or R	12.4	2045		2118		2165		2250		2321		2478		2635	
B2440FHRT L or R	14.1	2070		2137		2191		2271		2356		2512		2668	
B2440FHRT	14.1	2445		2535		2582		2685		2824		3027		3230	
B2740FHRT	15.7	2485		2575		2644		2752		2858		3063		3268	

Notes below apply to all products in section above:

- Two roll trays standard.
- Cabinet may accommodate up to five roll trays, which may be purchased separately for field installation. See page S•9.
- Reduced Depths available in 1/4″ increments from 12″ to 23 3/4″.

Door & Drawer Options

AF	AOMBWB	CC	CG	GAMD	IFHG	MD	PRMD	PTOWB	SHMD	SPLITDR	SPLITDRWS	TCP
			✓		✓	✓	✓					

End Panel Options

AUTH	CSFPE	EXBK	FFD	FL/FR	FPE	INTGE	IPE
✓	✓	✓	✓		✓	✓	✓

Custom Modification Options

ADD_SHLF	ADDTK	CBO	CCO	CFNTO	CFP	CFRMO	CHGDRW	CLIP[1]	CMAT	CND	CSDGBK	DRT	DRWSEC	DRWTK	EX	EX_OL	FBFL	FD
		✓	✓	✓		✓		✓		✓	✓			✓	✓	✓		

FDSRTBTM	FLUT[2]	FTK	ID	IH	INVFRM	IW	LIGHT	MIP	OBRB	PFINBTMB	RD	RECTK	RECTK_6[3]	RECTKFRT6	RH	ROSFLUT[4]	RT
	✓	✓				✓		✓	✓		✓	✓	✓	✓	✓	✓	

RW	SBCADDY	SBCADDYSM	SCPDRW	SRT	STW	TD	TKP	TVR	UDBX	URT[5]	VTK	WS	WTCD	WTKCUP	WTR
							✓	✓		✓	✓	✓			✓

[1] Not available on 24″ (2 doors) wide.
[2] 6″ fluting only available on 24″ (1 door) wide. Not available on 24″ (2 doors) or 27″ wide.
[3] 15″ and 18″ wide can only be recessed in the front, back, and/or one side only.
[4] Not available on 24″ (2 doors) or 27″ wide.
[5] Only available on 24″-27″ wide.

BASE EASY ACCESS STORAGE, 34 1/2″ HIGH, 24″ DEEP

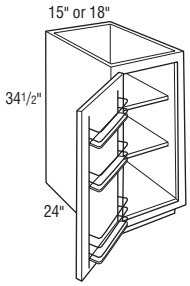

	Cubic Feet	1		2		3		4		5		6		7	
BEAS15 L or R	9.0	1365		1421		1465		1524		1586		1716		1846	
BEAS18 L or R	10.0	1397		1447		1486		1551		1618		1747		1876	

- Two adjustable 19 1/4″ deep shelves.
- Door includes a three-tiered chrome rack with wood bottoms.
- Not available on Inset and Beaded Inset styles.

Door & Drawer Options

AF	AOMBWB	CC	CG	GAMD	IFHG	MD	PRMD	PTOWB	SHMD	SPLITDR	SPLITDRWS	TCP
									✓			

End Panel Options

AUTH	CSFPE	EXBK	FFD	FL/FR	FPE	INTGE	IPE
✓	✓	✓		✓	✓	✓	

Custom Modification Options

ADD_SHLF	ADDTK	CBO	CCO	CFNTO	CFP	CFRMO	CHGDRW	CLIP	CMAT	CND	CSDGBK	DRT	DRWSEC	DRWTK	EX	EX_OL	FBFL	FD
✓		✓	✓	✓		✓					✓				✓			✓

FDSRTBTM	FLUT[1]	FTK	ID	IH	INVFRM	IW	LIGHT	MIP	OBRB	PFINBTMB	RD	RECTK	RECTK_6[2]	RECTKFRT6	RH	ROSFLUT	RT
	✓	✓	✓					✓	✓		✓		✓	✓		✓	

RW	SBCADDY	SBCADDYSM	SCPDRW	SRT	STW	TD	TKP	TVR	UDBX	URT	VTK	WS	WTCD	WTKCUP	WTR
												✓			✓

[1] Not available with 6″ fluting.
[2] Can only be recessed in the front, back, and/or one side only.

Base Cabinets

BASE with TWO SPLIT DRAWERS, 34 1/2″ HIGH, 24″ DEEP

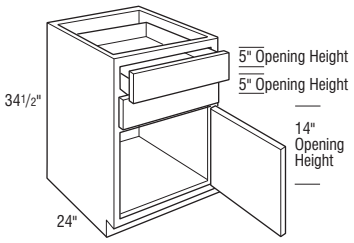

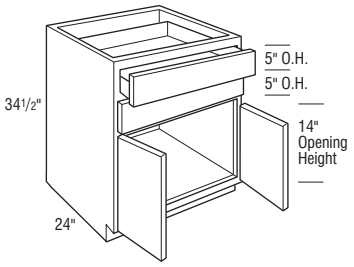

	Cubic Feet	1		2		3		4		5		6		7	
B2D9 L or R	5.8	1278		1341		1389		1464		1549		1690		1831	
B2D12 L or R	7.5	1329		1393		1441		1520		1610		1757		1904	
B2D15 L or R	9.1	1448		1519		1570		1656		1754		1918		2082	
B2D18 L or R	10.8	1576		1653		1711		1805		1913		2086		2259	
B2D21 L or R	12.4	1671		1751		1811		1913		2021		2211		2401	
B2D24 L or R	14.1	1776		1860		1925		2031		2152		2350		2548	
B2D24	14.1	2126		2227		2309		2431		2576		2815		3054	
B2D27	15.7	2240		2348		2430		2564		2716		2966		3216	
B2D30	17.4	2476		2596		2688		2833		2999		3277		3555	
B2D33	19.0	2537		2660		2753		2903		3077		3358		3639	
B2D36	20.7	2591		2716		2810		2963		3139		3428		3717	

Notes below apply to all products in section above:

- No shelving in door section.
- Reduced Depths available in 1/4″ increments from 12″ to 23 3/4″.

Door & Drawer Options

AF	AOMBWB	CC	CG	GAMD[1]	IFHG	MD[1]	PRMD[2]	PTOWB	SHMD[1]	SPLITDR[3]	SPLITDRWS	TCP
			✓	✓	✓	✓	✓		✓	✓		

End Panel Options

AUTH	CSFPE	EXBK	FFD	FL/FR	FPE	INTGE	IPE
✓	✓	✓	✓	✓	✓	✓	✓

Custom Modification Options

ADD_SHLF	ADDTK	CBO	CCO	CFNTO	CFP	CFRMO	CHGDRW[4]	CLIP[5]	CMAT	CND	CSDGBK	DRT	DRWSEC[6]	DRWTK[7]	EX	EX_OL	FBFL	FD
		✓	✓	✓	✓	✓	✓	✓		✓	✓		✓	✓	✓	✓		

FDSRTBTM	FLUT[8]	FTK[9]	ID	IH	INVFRM	IW[10]	LIGHT	MIP	OBRB	PFINBTMB	RD	RECTK	RECTK_6[11]	RECTKFRT6	RH	ROSFLUT	RT
	✓	✓		✓		✓		✓	✓		✓	✓	✓	✓	✓	✓	

RW	SBCADDY	SBCADDYSM	SCPDRW	SRT	STW	TD	TKP	TVR	UDBX[12]	URT	VTK	WS[13]	WTCD[14]	WTKCUP[4]	WTR
			✓			✓	✓	✓	✓		✓	✓	✓	✓	✓

[1] Not available on 9″ wide.
[2] Not available on 9″, 12″ or 24″ (2 doors) wide.
[3] Not available on 9″-24″ (1 door) wide.
[4] Only available on 18″ wide.
[5] Not available on 9″, 12″ or 24″ (2 doors) wide.
[6] Only available on 18″-24″ wide.
[7] Only available on 24″ (1 door and 2 doors), 30″ and 36″ wide.
[8] 6″ fluting not available on 9″, 12″, 15″, or 24″ (2 doors) wide. Fluting both 6″ not available on 18″ or 21″ wide.
[9] FTKAV and style B-L not available on 9″ or 12″ wide.
[10] Not available on 24″ (1 door) wide.
[11] 9″ and 12″ wide can only be recessed in front and/or back. 15″, 18″, and 21″ wide can only be recessed in the front, back, and/or one side only.
[12] Not available on 9″-21″ wide.
[13] Not available on 9″ wide and wide stile both 3″ not available on 12″ wide.
[14] Only available on 15″, 18″, 21″, 24″, 30″, and 36″ wide.

IH/RH availability charts starting on page G•40.
IW/RW availability charts starting on page G•46.

BASE with TWO SPLIT DRAWERS and ROLL TRAY, 34 1/2″ HIGH, 24″ DEEP

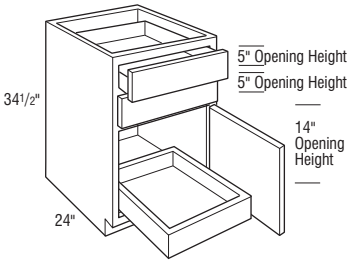

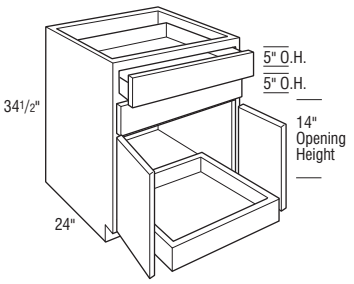

	Cubic Feet	1	2	3	4	5	6	7
B2D12RT L or R	7.5	1914	2005	2075	2187	2319	2530	2741
B2D15RT L or R	9.1	1983	2078	2152	2270	2404	2622	2840
B2D18RT L or R	10.8	2011	2107	2182	2300	2436	2660	2884
B2D21RT L or R	12.4	2078	2179	2255	2377	2517	2751	2985
B2D24RT L or R	14.1	2111	2214	2291	2416	2559	2795	3031
B2D24RT	14.1	2479	2599	2690	2837	3004	3285	3566
B2D27RT	15.7	2747	2881	2979	3142	3328	3635	3942
B2D30RT	17.4	2792	2930	3031	3196	3385	3697	4009
B2D33RT	19.0	2843	2979	3084	3251	3444	3762	4080
B2D36RT	20.7	2893	3032	3138	3310	3506	3830	4154

Notes below apply to all products in section above:

- No shelving in door section.
- Contains one easily adjustable roll tray.
- Reduced Depths available in 1/4″ increments from 12 1/4″ to 23 3/4″.

Door & Drawer Options

AF	AOMBWB	CC	CG	GAMD	IFHG	MD	PRMD[1]	PTOWB	SHMD	SPLITDR[2]	SPLITDRWS	TCP
			✓	✓	✓	✓	✓		✓	✓		

End Panel Options

AUTH	CSFPE	EXBK	FFD	FL/FR	FPE	INTGE	IPE
✓	✓	✓		✓	✓	✓	✓

Custom Modification Options

ADD_SHLF	ADDTK	CBO	CCO	CFNTO	CFP	CFRMO	CHGDRW[3]	CLIP[4]	CMAT	CND	CSDGBK	DRT	DRWSEC[5]	DRWTK[6]	EX	EX_OL	FBFL	FD
		✓	✓	✓	✓	✓	✓	✓		✓	✓	✓	✓	✓	✓	✓		

FDSRTBTM	FLUT[7]	FTK[8]	ID	IH	INVFRM	IW[9]	LIGHT	MIP	OBRB	PFINBTMB	RD	RECTK	RECTK_6[10]	RECTKFRT6	RH	ROSFLUT	RT
	✓	✓		✓		✓		✓	✓		✓	✓	✓	✓	✓	✓	

RW	SBCADDY	SBCADDYSM	SCPDRW	SRT	STW	TD	TKP	TVR	UDBX[11]	URT[11]	VTK	WS[12]	WTCD[13]	WTKCUP[3]	WTR
			✓	✓			✓	✓	✓	✓	✓	✓	✓	✓	✓

[1] Not available on 12″ or 24″ (2 doors) wide.
[2] Not available on 12″-24″ (1 door and 2 doors) wide.
[3] Only available on 18″ wide.
[4] Not available on 12″ or 24″ (2 doors) wide.
[5] Only available on 18″-24″ wide.
[6] Not available on 12″-21″, 27″ or 33″ wide.
[7] 6″ fluting not available on 12″, 15″ or 24″ (2 doors) wide. Fluting both 6″ not available on 18″ or 21″ wide.
[8] FTKAV and style B-L not available on 12″ wide.
[9] Not available on 24″ (1 door) wide.
[10] 12″ wide can only be recessed in front and/or back. 15″ and 18″ wide can only be recessed in the front, back, and/or one side only.
[11] Not available on 12″-21″ wide.
[12] Not available on 12″ wide and wide stile both 1.5″ not available on 15″ wide.
[13] Only available on 15″, 18″, 21″, 24″, 30″, and 36″ wide.

BASE DOUBLE DOOR with FOUR SPLIT DRAWERS, 34 1/2″ HIGH, 24″ DEEP

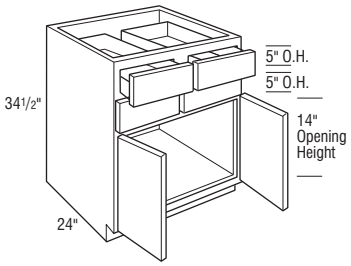

	Cubic Feet	1		2		3		4		5		6		7	
B4D24	14.1	2646		2770		2869		3029		3207		3501		3795	
B4D27	15.7	2761		2895		2995		3158		3346		3654		3962	
B4D30	17.4	2995		3139		3251		3427		3633		3967		4301	
B4D33	19.0	3057		3205		3319		3497		3704		4046		4388	
B4D36	20.7	3112		3260		3377		3560		3770		4117		4464	
B4D39	22.4	3189		3346		3464		3652		3869		4226		4583	

- No shelving in door section.
- Reduced Depths available in 1/4″ increments from 12″ to 23 3/4″.
- Exceptions may apply when using IW with Clipped Corners or Wide Stiles. Please reference these sections in Section G for more details.

Door & Drawer Options

AF	AOMBWB	CC	CG	GAMD	IFHG	MD	PRMD[1]	PTOWB	SHMD	SPLITDR[1]	SPLITDRWS	TCP
			✓	✓	✓	✓	✓		✓	✓		

End Panel Options

AUTH	CSFPE	EXBK	FFD	FL/FR	FPE	INTGE	IPE
✓	✓	✓	✓	✓	✓	✓	✓

Custom Modification Options

ADD_SHLF	ADDTK	CBO	CCO	CFNTO	CFP	CFRMO	CHGDRW[2]	CLIP[3]	CMAT	CND	CSDGBK	DRT	DRWSEC[2]	DRWTK[4]	EX	EX_OL	FBFL	FD
		✓	✓	✓	✓	✓	✓	✓		✓	✓		✓	✓	✓	✓		

FDSRTBTM	FLUT[5]	FTK	ID	IH	INVFRM	IW	LIGHT	MIP	OBRB	PFINBTMB	RD	RECTK	RECTK_6	RECTKFRT6	RH	ROSFLUT	RT
	✓	✓		✓		✓		✓	✓		✓	✓	✓	✓	✓	✓	

RW	SBCADDY	SBCADDYSM	SCPDRW	SRT	STW	TD	TKP	TVR	UDBX	URT	VTK	WS	WTCD[6]	WTKCUP[2]	WTR
			✓			✓	✓	✓			✓	✓	✓	✓	✓

[1] Not available on 24″ wide.
[2] Only available on 36″ wide.
[3] Not available on 24″ wide.
[4] Not available on 27″ or 33″ wide.
[5] 6″ fluting not available on 24″ or 27″ wide and not available with fluting both 6″.
[6] Not available on 24″, 27″ or 33″ wide.

BASE DOUBLE DOOR with FOUR SPLIT DRAWERS and ROLL TRAY, 34 1/2″ HIGH, 24″ DEEP

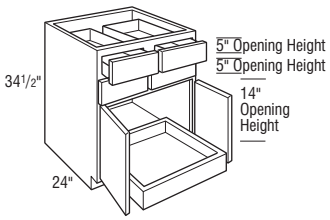

	Cubic Feet	1		2		3		4		5		6		7	
B4D24RT	14.1	3337		3500		3625		3821		4046		4421		4796	
B4D27RT	15.7	3452		3622		3750		3953		4188		4574		4960	
B4D30RT	17.4	3691		3868		4005		4222		4474		4885		5296	
B4D33RT	19.0	3751		3930		4072		4291		4545		4965		5385	
B4D36RT	20.7	3804		3987		4127		4352		4609		5035		5461	

- No shelving in door section.
- Contains one easily adjustable roll tray.
- Reduced Depths available in 1/4″ increments from 12″ to 23 3/4″.
- Exceptions may apply when using IW with Clipped Corners or Wide Stiles. Please reference these sections in Section G for more details.

Door & Drawer Options

AF	AOMBWB	CC	CG	GAMD	IFHG	MD	PRMD[1]	PTOWB	SHMD	SPLITDR[1]	SPLITDRWS	TCP
			✓	✓	✓	✓	✓		✓	✓		

End Panel Options

AUTH	CSFPE	EXBK	FFD	FL/FR	FPE	INTGE	IPE
✓	✓	✓		✓	✓	✓	✓

Custom Modification Options

ADD_SHLF	ADDTK	CBO	CCO	CFNTO	CFP	CFRMO	CHGDRW[2]	CLIP[3]	CMAT	CND	CSDGBK	DRT	DRWSEC[2]	DRWTK[4]	EX	EX_OL	FBFL	FD
		✓	✓	✓	✓	✓	✓	✓		✓	✓	✓	✓	✓	✓	✓		

FDSRTBTM	FLUT[5]	FTK	ID	IH	INVFRM	IW	LIGHT	MIP	OBRB	PFINBTMB	RD	RECTK	RECTK_6	RECTKFRT6	RH	ROSFLUT	RT
	✓	✓		✓		✓		✓	✓		✓	✓	✓	✓	✓	✓	

RW	SBCADDY	SBCADDYSM	SCPDRW	SRT	STW	TD	TKP	TVR	UDBX	URT	VTK	WS	WTCD[6]	WTKCUP[2]	WTR
			✓	✓			✓	✓			✓	✓	✓	✓	✓

[1] Not available on 24″ wide.
[2] Only available with 36″ wide.
[3] Not available on 24″ wide.
[4] Not available on 27″ or 33″ wide.
[5] 6″ fluting not available on 24″ or 27″ wide and not available with fluting both 6″.
[6] Not available on 24″, 27″ or 33″ wide.

IH/RH availability charts starting on page G•40.
IW/RW availability charts starting on page G•46.

BASE DOUBLE DOOR with FOUR SPLIT DRAWERS, 34 1/2″ HIGH, 24″ DEEP

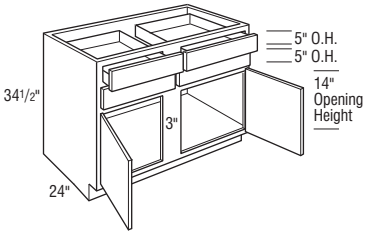

	Cubic Feet	1		2		3		4		5		6		7	
B4D42	24.0	3892		4079		4224		4454		4718		5153		5588	
B4D45	25.7	3997		4192		4340		4575		4844		5295		5746	
B4D48	27.3	4084		4282		4434		4675		4950		5408		5866	

- No shelving in door section.
- Reduced Depths available in 1/4″ increments from 12″ to 23 3/4″.
- Exceptions may apply when using IW with Clipped Corners or Wide Stiles. Please reference these sections in Section G for more details.

Door & Drawer Options

AF	AOMBWB	CC	CG	GAMD	IFHG	MD	PRMD	PTOWB	SHMD	SPLITDR	SPLITDRWS	TCP
			✓	✓	✓	✓	✓		✓			

End Panel Options

AUTH	CSFPE	EXBK	FFD	FL/FR	FPE	INTGE	IPE
✓	✓	✓	✓	✓	✓	✓	✓

Custom Modification Options

ADD_SHLF	ADDTK	CBO	CCO	CFNTO	CFP	CFRMO	CHGDRW	CLIP	CMAT	CND	CSDGBK	DRT	DRWSEC[1]	DRWTK	EX	EX_OL	FBFL	FD
		✓	✓	✓	✓	✓		✓		✓	✓		✓		✓	✓		

FDSRTBTM	FLUT	FTK	ID	IH	INVFRM	IW[2]	LIGHT	MIP	OBRB	PFINBTMB	RD	RECTK	RECTK_6	RECTKFRT6	RH	ROSFLUT	RT
	✓	✓		✓		✓		✓	✓		✓	✓	✓	✓	✓	✓	

RW	SBCADDY	SBCADDYSM	SCPDRW	SRT	STW	TD	TKP	TVR	UDBX[3]	URT	VTK	WS	WTCD[1]	WTKCUP	WTR
			✓			✓	✓	✓	✓		✓	✓	✓		✓

[1] Not available on 45″ wide.
[2] Not available on 48″ wide.
[3] Only available on 48″ wide.

BASE DOUBLE DOOR with FOUR SPLIT DRAWERS and ROLL TRAYS, 34 1/2″ HIGH, 24″ DEEP

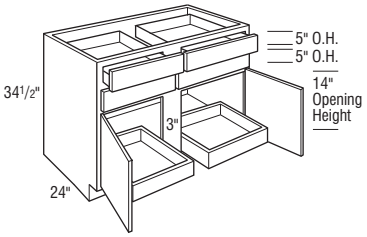

	Cubic Feet	1		2		3		4		5		6		7	
B4D39RT	22.4	4490		4703		4871		5136		5441		5943		6445	
B4D42RT	24.0	4584		4806		4977		5244		5558		6070		6582	
B4D45RT	25.7	4691		4918		5093		5367		5687		6210		6733	
B4D48RT	27.3	4778		5009		5186		5468		5793		6326		6859	

- No shelving in door section.
- Contains two easily adjustable roll trays.
- Reduced Depths available in 1/4″ increments from 12″ to 23 3/4″.
- Exceptions may apply when using IW with Clipped Corners or Wide Stiles. Please reference these sections in Section G for more details.

Door & Drawer Options

AF	AOMBWB	CC	CG	GAMD	IFHG	MD	PRMD	PTOWB	SHMD	SPLITDR	SPLITDRWS	TCP
			✓	✓	✓	✓	✓		✓			

End Panel Options

AUTH	CSFPE	EXBK	FFD	FL/FR	FPE	INTGE	IPE
✓	✓	✓		✓	✓	✓	✓

Custom Modification Options

ADD_SHLF	ADDTK	CBO	CCO	CFNTO	CFP	CFRMO	CHGDRW	CLIP	CMAT	CND	CSDGBK	DRT	DRWSEC[1]	DRWTK	EX	EX_OL	FBFL	FD
		✓	✓	✓	✓	✓		✓		✓	✓	✓	✓		✓	✓		

FDSRTBTM	FLUT[2]	FTK	ID	IH	INVFRM	IW[3]	LIGHT	MIP	OBRB	PFINBTMB	RD	RECTK	RECTK_6	RECTKFRT6	RH	ROSFLUT	RT
	✓	✓		✓		✓		✓	✓		✓	✓			✓	✓	

RW	SBCADDY	SBCADDYSM	SCPDRW	SRT	STW	TD	TKP	TVR	UDBX[4]	URT[4]	VTK	WS	WTCD[5]	WTKCUP	WTR
			✓	✓			✓	✓	✓	✓	✓	✓	✓		✓

[1] Only available on 42″ and 48″ wide.
[2] Not available with fluting both 6″.
[3] Not available on 48″ wide.
[4] Only available on 48″ wide.
[5] Not available on 39″ or 45″ wide.

Base Cabinets & Base SuperCabinets™

BASE BUFFET with ROLL TRAYS, 34 1/2″ HIGH, 24″ DEEP

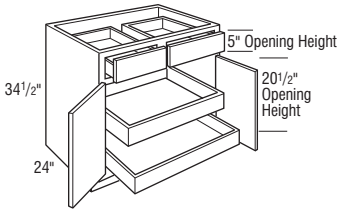

	Cubic Feet	1		2		3		4		5		6		7	
B30RTB	17.4	2506		2587		2649		2756		2854		3050		3246	
B33RTB	19.0	2549		2635		2708		2812		2913		3111		3309	
B36RTB	20.7	2596		2685		2756		2864		2972		3176		3380	

- Two roll trays standard.
- Reveal between drawers will not align with doors below.
- Cabinet may accommodate up to four roll trays, which may be purchased separately for field installation. See page S•9.

Door & Drawer Options

AF	AOMBWB	CC	CG	GAMD	IFHG	MD	PRMD	PTOWB	SHMD	SPLITDR	SPLITDRWS	TCP
			✓		✓	✓	✓					

End Panel Options

AUTH	CSFPE	EXBK	FFD	FL/FR	FPE	INTGE	IPE
✓	✓	✓			✓	✓	✓

Custom Modification Options

ADD_SHLF	ADDTK	CBO	CCO	CFNTO	CFP	CFRMO	CHGDRW[1]	CLIP	CMAT	CND	CSDGBK	DRT	DRWSEC	DRWTK	EX	EX_OL	FBFL	FD
		✓		✓	✓	✓	✓	✓		✓	✓	✓		✓	✓	✓		

FDSRTBTM	FLUT	FTK	ID	IH	INVFRM	IW	LIGHT	MIP	OBRB	PFINBTMB	RD	RECTK	RECTK_6	RECTKFRT6	RH	ROSFLUT	RT
	✓	✓		✓	✓	✓		✓	✓		✓	✓	✓	✓	✓	✓	✓

RW	SBCADDY	SBCADDYSM	SCPDRW	SRT	STW	TD	TKP	TVR	UDBX	URT	VTK	WS	WTCD[2]	WTKCUP[1]	WTR
				✓			✓	✓		✓	✓	✓	✓	✓	✓

[1] Only available on 36″ wide.
[2] Not available on 33″ wide.

30″ SUPERCABINET™, 34 1/2″ HIGH, 24″ DEEP

S

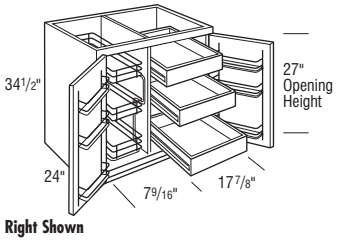

Right Shown

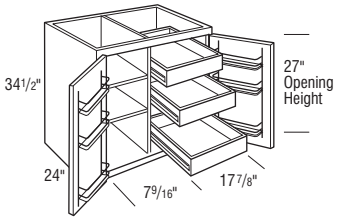

Right Shown

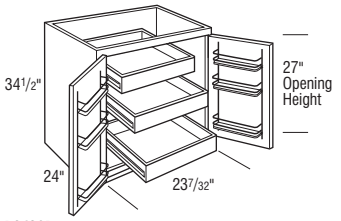

BSC30R

BSC30RP	17.4	2989		3067		3128		3234		3352		3540		3728	
BSC30PR	17.4	2989		3067		3128		3234		3352		3540		3728	
BSC30RS	17.4	2412		2487		2554		2657		2774		2963		3152	
BSC30SR	17.4	2412		2487		2554		2657		2774		2963		3152	
BSC30R	17.4	2341		2425		2485		2593		2709		2901		3093	

Notes below apply to all products in section above:

- Cabinets with full overlay style utilize 170° hinge. For sufficient pull-out clearance, 12″ of adjacent space is required for door to open 170° when installed near a wall or corner.
- Shelves are adjustable and 20″ deep.
- Roll trays are Full Extension side-mounted.
- Pull-out side door has to open 170°.
- Smart Stop feature not available.
- Door includes a three-tiered chrome rack with wood bottoms.
- Not available on Inset and Beaded Inset styles.

Door & Drawer Options

AF	AOMBWB	CC	CG	GAMD	IFHG	MD	PRMD	PTOWB	SHMD	SPLITDR	SPLITDRWS	TCP

End Panel Options

AUTH	CSFPE	EXBK	FFD	FL/FR	FPE	INTGE	IPE
✓	✓	✓		✓	✓		

Custom Modification Options

ADD_SHLF	ADDTK	CBO	CCO	CFNTO	CFP	CFRMO	CHGDRW	CLIP	CMAT	CND	CSDGBK	DRT	DRWSEC	DRWTK	EX[1]	EX_OL[1]	FBFL	FD
														✓	✓	✓		

FDSRTBTM	FLUT[2]	FTK	ID	IH	INVFRM	IW	LIGHT	MIP	OBRB	PFINBTMB	RD	RECTK	RECTK_6	RECTKFRT6	RH	ROSFLUT	RT
	✓	✓							✓			✓				✓	

RW	SBCADDY	SBCADDYSM	SCPDRW	SRT	STW	TD	TKP	TVR	UDBX	URT	VTK	WS	WTCD	WTKCUP	WTR
							✓				✓				✓

[1] Not available on BSC30SR.
[2] Not available with 6″ fluting.

IH/RH availability charts starting on page G•40.
IW/RW availability charts starting on page G•46.

36″ SUPERCABINET™, 34 1/2″ HIGH, 24″ DEEP

S

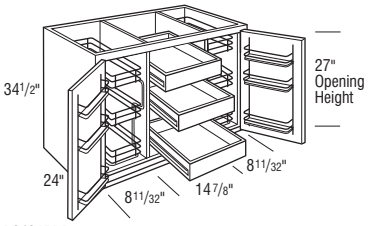

BSC36PRP

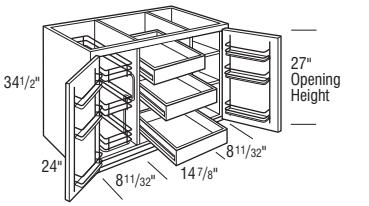

BSC36PRS

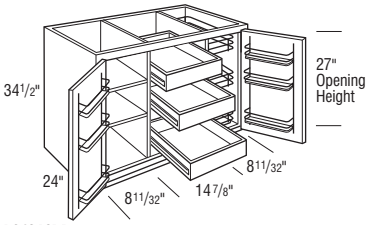

BSC36SRP

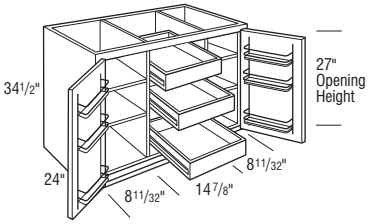

BSC36SRS

	Cubic Feet	1	2	3	4	5	6	7
BSC36PRP	20.7	3820	3902	3966	4076	4196	4400	4604
BSC36PRS	20.7	3289	3374	3435	3547	3663	3870	4077
BSC36SRP	20.7	3289	3374	3435	3547	3663	3870	4077
BSC36SRS	20.7	2710	2794	2856	2966	3087	3289	3491

Notes below apply to all products in section above:

- Cabinets with full overlay style utilize 170° hinge. For sufficient pull-out clearance, 12″ of adjacent space is required for door to open 170° when installed near a wall or corner.
- Shelves are adjustable and 20″ deep.
- Roll trays are Full Extension side-mounted.
- Pull-out side door has to open 170°.
- Smart Stop feature not available.
- Door includes a three-tiered chrome rack with wood bottoms.
- Not available on Inset and Beaded Inset styles.

Door & Drawer Options

AF	AOMBWB	CC	CG	GAMD	IFHG	MD	PRMD	PTOWB	SHMD	SPLITDR	SPLITDRWS	TCP

End Panel Options

AUTH	CSFPE	EXBK	FFD	FL/FR	FPE	INTGE	IPE
✓	✓	✓		✓	✓		

Custom Modification Options

ADD_SHLF	ADDTK	CBO	CCO	CFNTO	CFP	CFRMO	CHGDRW	CLIP	CMAT	CND	CSDGBK	DRT	DRWSEC	DRWTK	EX	EX_OL	FBFL	FD
														✓	✓	✓		

FDSRTBTM	FLUT[1]	FTK	ID	IH	INVFRM	IW	LIGHT	MIP	OBRB	PFINBTMB	RD	RECTK	RECTK_6	RECTKFRT6	RH	ROSFLUT	RT
	✓	✓							✓			✓				✓	

RW	SBCADDY	SBCADDYSM	SCPDRW	SRT	STW	TD	TKP	TVR	UDBX	URT	VTK	WS	WTCD	WTKCUP	WTR
							✓				✓				✓

[1] Not available with 6″ fluting.

BASE SUPERCABINET™ GOURMET, 34 1/2″ HIGH, 24″ DEEP

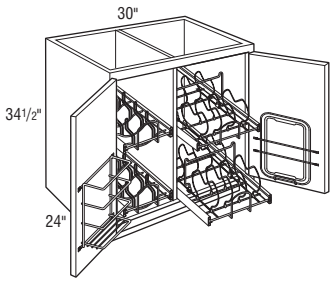

BSCG30 L or R

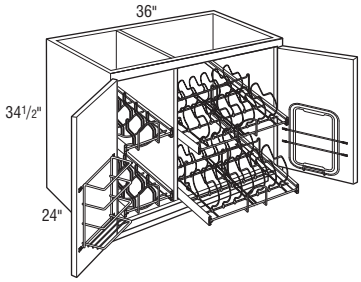

BSCG36 L or R

	Cubic Feet	1		2		3		4		5		6		7	
BSCG30 L or R	17.2	3457		3585		3711		3841		3905		3970		4035	

- Pots and Pans pull-out includes 8 dividers per tray for adjustable storage.

BSCG36 L or R	20.5	3784		3912		4041		4169		4233		4297		4361	

- Pots and Pans pull-out includes 16 dividers per tray for adjustable storage.

Notes below apply to all products in section above:

- L or R designates lid holder side.
- Cabinets with full overlay style utilize 170° hinge. For sufficient pull-out clearance, 12″ of adjacent space is required for door to open 170° when installed near a wall or corner.
- Left door features wrap/foil rack.
- Right door features cutting board and cutting board storage rack.
- Lid pull-out will hold 6 lids per tray. Maximum lid diameter is 8 1/2″ on bottom tray and 9 3/4″ on top tray.
- Not available on Inset and Beaded Inset.
- Smart Stop feature not available.

Door & Drawer Options

AF	AOMBWB	CC	CG	GAMD	IFHG	MD	PRMD	PTOWB	SHMD	SPLITDR	SPLITDRWS	TCP

End Panel Options

AUTH	CSFPE	EXBK	FFD	FL/FR	FPE	INTGE	IPE
✓	✓	✓		✓	✓		

Custom Modification Options

ADD_SHLF	ADDTK	CBO	CCO	CFNTO	CFP	CFRMO	CHGDRW	CLIP	CMAT	CND	CSDGBK	DRT	DRWSEC	DRWTK	EX	EX_OL	FBFL	FD

FDSRTBTM	FLUT[1]	FTK	ID	IH	INVFRM	IW	LIGHT	MIP	OBRB	PFINBTMB	RD	RECTK	RECTK_6	RECTKFRT6	RH	ROSFLUT	RT
	✓	✓							✓							✓	

RW	SBCADDY	SBCADDYSM	SCPDRW	SRT	STW	TD	TKP	TVR	UDBX	URT	VTK	WS	WTCD	WTKCUP	WTR
												✓			✓

[1] Not available with 6″ fluting.

IH/RH availability charts starting on page G•40.
IW/RW availability charts starting on page G•46.

WALL BASE, 34 1/2″ HIGH, 12″ DEEP

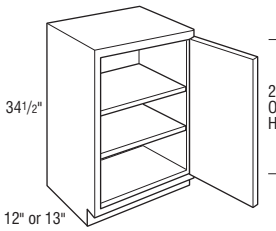

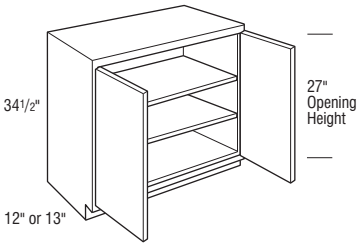

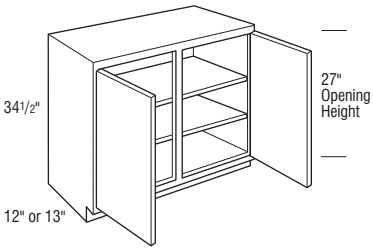

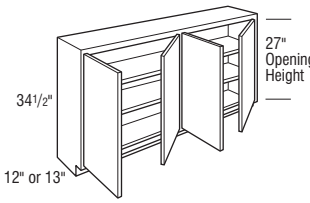

	Cubic Feet	1	2	3	4	5	6	7
WB12 L or R	4.1	876	918	953	1003	1083	1171	1259
WB15 L or R	5.0	953	999	1031	1089	1147	1255	1363
WB18 L or R	5.9	999	1046	1080	1140	1207	1321	1435
WB21 L or R	6.8	1027	1078	1118	1187	1236	1346	1456
WB24 L or R	7.7	1073	1119	1161	1226	1292	1410	1528
WB24	7.7	1343	1409	1457	1535	1631	1780	1929
WB27	8.6	1524	1598	1655	1744	1832	2001	2170
WB30	9.5	1592	1666	1731	1823	1915	2091	2267
WB33	10.4	1650	1726	1789	1887	1976	2156	2336
WB36	11.3	1715	1796	1864	1970	2062	2257	2452
WB39	12.2	1796	1882	1946	2052	2170	2373	2576
WB42	13.1	1848	1936	2004	2116	2225	2438	2651
WB45	14.0	1951	2049	2126	2239	2350	2574	2798
WB48CS	15.0	2052	2152	2227	2350	2465	2697	2929
WB48	15.0	2257	2367	2450	2585	2712	2967	3222

- Two sets of butt doors.

Notes below apply to all products in section above:

- Two full depth adjustable shelves.
- Unit is constructed with toekick and full wall-type top.
- Price all options using base cabinet option prices.
- Inset and Beaded Inset Door Styles are a standard 13″ deep.
- Full Overlay Styles:
  - Increased Depths available in 1/4″ increments from 12 1/4″ to 30″.
  - Reduced Depths available in 1/4″ increments from 6″ to 11 3/4″.
- Inset and Beaded Inset Styles:
  - Increased Depths available in 1/4″ increments from 13 1/4″ to 30″.
  - Reduced Depths available in 1/4″ increments from 6″ to 12 3/4″.

Door & Drawer Options

AF	AOMBWB	CC	CG	GAMD	IFHG	MD	PRMD[1]	PTOWB	SHMD	SPLITDR[2]	SPLITDRWS	TCP
✓			✓	✓	✓	✓	✓		✓	✓		

End Panel Options

AUTH	CSFPE	EXBK	FFD	FL/FR	FPE	INTGE	IPE
✓	✓	✓	✓	✓	✓	✓	✓

Custom Modification Options

ADD_SHLF	ADDTK	CBO	CCO	CFNTO	CFP	CFRMO	CHGDRW	CLIP[3]	CMAT	CND	CSDGBK	DRT	DRWSEC	DRWTK	EX	EX_OL	FBFL	FD
		✓	✓	✓		✓		✓		✓	✓				✓	✓		

FDSRTBTM[4]	FLUT[5]	FTK[6]	ID	IH	INVFRM	IW	LIGHT	MIP	OBRB	PFINBTMB	RD	RECTK	RECTK_6	RECTKFRT6	RH	ROSFLUT	RT
✓	✓	✓	✓	✓				✓	✓		✓				✓	✓	✓

RW	SBCADDY	SBCADDYSM	SCPDRW	SRT	STW	TD	TKP	TVR[7]	UDBX	URT	VTK	WS	WTCD	WTKCUP	WTR
						✓		✓				✓			✓

[1] Not available on 12″ or 24″ (2 doors) wide.
[2] Only available on 24″ (2 doors)-39″ wide.
[3] Not available on 24″ (2 doors).
[4] Only available on 12″ wide.
[5] Not available with 6″ fluting.
[6] FTKAV and style B-L not available on 12″ wide.
[7] Not available on 42″-48″ wide.

Drawer Base Cabinets

FOUR DRAWER BASE, 34 1/2″ HIGH, 24″ DEEP

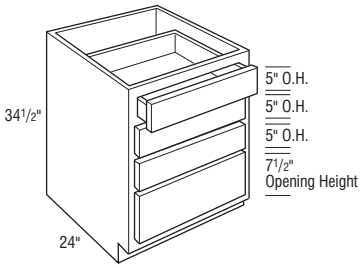

	Cubic Feet	1		2		3		4		5		6		7	
4DB12	7.5	1385		1453		1485		1568		1769		1935		2101	
4DB15	9.1	1517		1586		1632		1725		1945		2126		2307	
4DB18	10.8	1624		1704		1746		1846		2088		2276		2464	
4DB21	12.4	1737		1819		1872		1981		2235		2439		2643	
4DB24	14.1	1864		1954		2005		2118		2396		2615		2834	
4DB27	15.7	2132		2239		2300		2422		2736		2992		3248	
4DB30	17.4	2599		2726		2797		2952		3326		3640		3954	
4DB33	19.0	2661		2794		2865		3029		3414		3730		4046	
4DB36	20.7	2724		2858		2938		3099		3496		3825		4154	
4DB39	22.4	2901		3041		3130		3304		3727		4077		4427	
4DB42	24.0	2904		3047		3139		3318		3742		4093		4444	

- Reduced Depths available in 1/4″ increments from 12″ to 23 3/4″.

Door & Drawer Options

AF	AOMBWB	CC	CG	GAMD	IFHG	MD	PRMD	PTOWB	SHMD	SPLITDR	SPLITDRWS[1]	TCP
					✓						✓	

End Panel Options

AUTH	CSFPE	EXBK	FFD	FL/FR	FPE	INTGE	IPE
✓	✓	✓	✓	✓	✓	✓	✓

Custom Modification Options

ADD_SHLF	ADDTK	CBO	CCO	CFNTO	CFP	CFRMO	CHGDRW[2]	CLIP[3]	CMAT	CND	CSDGBK	DRT	DRWSEC[4]	DRWTK[5]	EX	EX_OL	FBFL	FD
		✓	✓	✓	✓	✓	✓	✓			✓		✓	✓	✓	✓		

FDSRTBTM	FLUT[6]	FTK[7]	ID	IH	INVFRM	IW[8]	LIGHT	MIP	OBRB	PFINBTMB	RD	RECTK	RECTK_6[9]	RECTKFRT6	RH	ROSFLUT	RT
	✓	✓		✓		✓		✓	✓		✓	✓	✓	✓		✓	

RW	SBCADDY	SBCADDYSM	SCPDRW	SRT	STW	TD	TKP	TVR	UDBX[1]	URT	VTK	WS[10]	WTCD[11]	WTKCUP[12]	WTR
			✓				✓		✓		✓	✓	✓	✓	✓

[1] Not available on 12″-21″ wide.
[2] Only available with 36″ wide. 36″ wide only available in conjunction with SPLITDRWS modification.
[3] Not available on 12″ wide.
[4] Only available on 18″-24″ wide.
[5] Only available on 24″, 30″ and 36″ wide.
[6] 6″ fluting not available on 12″-15″ wide and fluting both 6″ not available on 18″ or 21″ wide.
[7] FTKAV and style B-L not available on 12″ wide.
[8] Not available on 42″ wide.
[9] 12″ wide can only be recessed in front and/or back. 15″ and 18″ wide can only be recessed in the front, back, and/or one side only.
[10] Not available on 12″ wide.
[11] Only available on 30″ and 36″ wide.
[12] Only available on 36″ wide.

SIX DRAWER BASE, 34 1/2″ HIGH, 24″ DEEP

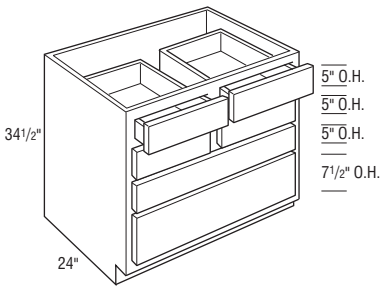

	Cubic Feet	1		2		3		4		5		6		7	
6DB30	17.4	2989		3134		3222		3393		3827		4189		4551	
6DB33	19.0	3058		3213		3296		3480		3923		4292		4661	
6DB36	20.7	3131		3288		3379		3564		4023		4397		4771	
6DB42	24.0	3337		3501		3611		3816		4304		4708		5112	

- Reduced Depths available in 1/4″ increments from 12″ to 23 3/4″.

Door & Drawer Options

AF	AOMBWB	CC	CG	GAMD	IFHG	MD	PRMD	PTOWB	SHMD	SPLITDR	SPLITDRWS	TCP
					✓							

End Panel Options

AUTH	CSFPE	EXBK	FFD	FL/FR	FPE	INTGE	IPE
✓	✓	✓	✓	✓	✓	✓	✓

Custom Modification Options

ADD_SHLF	ADDTK	CBO	CCO	CFNTO	CFP	CFRMO	CHGDRW[1]	CLIP	CMAT	CND	CSDGBK	DRT	DRWSEC[2]	DRWTK[3]	EX	EX_OL	FBFL	FD
		✓	✓	✓	✓	✓	✓	✓			✓		✓	✓	✓	✓		

FDSRTBTM	FLUT[4]	FTK	ID	IH	INVFRM	IW	LIGHT	MIP	OBRB	PFINBTMB	RD	RECTK	RECTK_6	RECTKFRT6	RH	ROSFLUT	RT
	✓	✓		✓				✓	✓		✓	✓	✓	✓		✓	

RW	SBCADDY	SBCADDYSM	SCPDRW	SRT	STW	TD	TKP	TVR[5]	UDBX	URT	VTK	WS	WTCD	WTKCUP[1]	WTR
			✓				✓	✓			✓	✓		✓	✓

[1] Only available on 36″ wide.
[2] Only available on 36″-42″ wide.
[3] Not available on 33″ or 42″ wide.
[4] Fluting both 6″ not available on 30″ or 33″ wide.
[5] Not available on 30″ or 36″ wide.

IH/RH availability charts starting on page G•40.
IW/RW availability charts starting on page G•46.

FOUR DRAWER BASE with BREAD BOARD, 34 1/2″ HIGH, 24″ DEEP

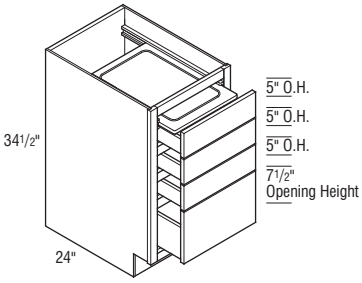

	Cubic Feet	1		2		3		4		5		6		7	
4DB12BB	7.5	1897		1989		2062		2175		2303		2514		2725	
4DB15BB	9.1	2075		2177		2254		2374		2516		2749		2982	
4DB18BB	10.8	2270		2378		2462		2594		2749		3002		3255	
4DB21BB	12.4	2420		2537		2626		2768		2934		3205		3476	
4DB24BB	14.1	2612		2736		2834		2989		3166		3457		3748	

Door & Drawer Options

AF	AOMBWB	CC	CG	GAMD	IFHG	MD	PRMD	PTOWB	SHMD	SPLITDR	SPLITDRWS	TCP
					✓							

End Panel Options

AUTH	CSFPE	EXBK	FFD	FL/FR	FPE	INTGE	IPE
✓	✓	✓		✓	✓	✓	✓

Custom Modification Options

ADD_SHLF	ADDTK	CBO	CCO	CFNTO	CFP	CFRMO	CHGDRW	CLIP[1]	CMAT	CND	CSDGBK	DRT	DRWSEC	DRWTK[2]	EX	EX_OL	FBFL	FD
		✓	✓	✓	✓	✓		✓			✓			✓	✓	✓		

FDSRTBTM	FLUT[3]	FTK[4]	ID	IH	INVFRM	IW	LIGHT	MIP	OBRB	PFINBTMB	RD	RECTK	RECTK_6[5]	RECTKFRT6	RH	ROSFLUT	RT
	✓	✓		✓				✓	✓			✓	✓	✓		✓	

RW	SBCADDY	SBCADDYSM	SCPDRW	SRT	STW	TD	TKP	TVR	UDBX	URT	VTK	WS[6]	WTCD	WTKCUP	WTR
							✓				✓	✓			✓

[1] Not available on 12″ wide.
[2] Only available on 24″ wide.
[3] 6″ fluting not available on 12″, 15″ or 18″ wide and fluting both 6″ not available on 21″ wide.
[4] FTKAV and style B-L not available on 12″ wide.
[5] 12″ wide can only be recessed in front and/or back. 15″ and 18″ wide can only be recessed in the front, back, and/or one side only.
[6] Not available on 12″ wide. Not available on wide stile 1.5″ version except wide stile both 1.5″ is available on 15″-24″ wide.

FOUR DRAWER BASE with WOOD TIERED CUTLERY DIVIDER, 34 1/2″ HIGH, 24″ DEEP

S

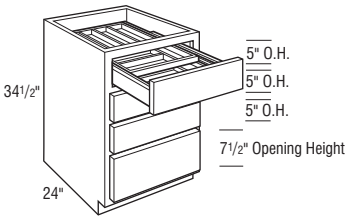

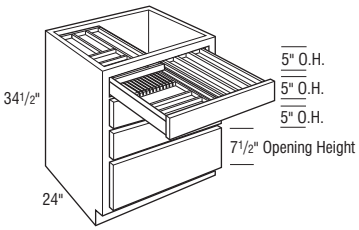

4DB15WTCD	9.1	2417		2486		2532		2625		2845		3026		3207	
4DB18WTCD	10.8	2524		2604		2646		2746		2988		3176		3364	
4DB21WTCD	12.4	2637		2719		2772		2881		3135		3339		3543	
4DB24WTCD	14.1	2764		2854		2905		3018		3296		3515		3734	
4DB30WTCD	17.4	3499		3626		3697		3852		4226		4540		4854	
4DB36WTCD	20.7	3624		3758		3838		3999		4396		4725		5054	

- Includes Wood Tiered Cutlery Divider Drawer.
- Exterior WTCD drawer box height is 3 3/4″, interior height of top and bottom tier is 1 3/8″.
- Wood Tiered Cutlery Divider Drawer is also available as an accessory for field installation. See page S•5.
- Different sizes of the cutlery dividers may have different configurations. Please reference the accessory section on page S•5 for more details.

Door & Drawer Options

AF	AOMBWB	CC	CG	GAMD	IFHG	MD	PRMD	PTOWB	SHMD	SPLITDR	SPLITDRWS	TCP

End Panel Options

AUTH	CSFPE	EXBK	FFD	FL/FR	FPE	INTGE	IPE
✓	✓		✓	✓	✓	✓	✓

Custom Modification Options

ADD_SHLF	ADDTK	CBO	CCO	CFNTO	CFP	CFRMO	CHGDRW	CLIP[1]	CMAT	CND	CSDGBK	DRT	DRWSEC	DRWTK	EX	EX_OL	FBFL	FD
		✓	✓	✓		✓		✓								✓		

FDSRTBTM	FLUT[2]	FTK	ID	IH	INVFRM	IW	LIGHT	MIP	OBRB	PFINBTMB	RD	RECTK	RECTK_6[3]	RECTKFRT6	RH	ROSFLUT[3]	RT
	✓							✓	✓			✓	✓	✓		✓	

RW	SBCADDY	SBCADDYSM	SCPDRW	SRT	STW	TD	TKP	TVR	UDBX	URT	VTK	WS[4]	WTCD	WTKCUP	WTR
							✓				✓	✓			

[1] Not available on 15″ wide. CLIPL&R and 6″ clipped not available on 15″ or 18″ wide. CLIP6L&R only available on 30″ and 36″ wide. CLIPL and CLIPR not available on 30″ and 36″ wide.
[2] Not available on 15″ wide. FLUT3B and 6″ fluting not available on 15″ or 18″ wide. FLUT6B only available on 30″ and 36″ wide. FLUT3L and FLUT3R not available on 30″ and 36″ wide.
[3] 15″ and 18″ wide can only be recessed in the front, back, and/or one side only.
[4] Not available on 15″ wide. Wide Stile both only available on 30″ and 36″ wide. WSL&R3 only available on 30″ and 36″ wide.

Drawer Base Cabinets

FOUR DRAWER BASE with WOOD TIERED K-CUP* DRAWER, 34 1/2″ HIGH, 24″ DEEP

S

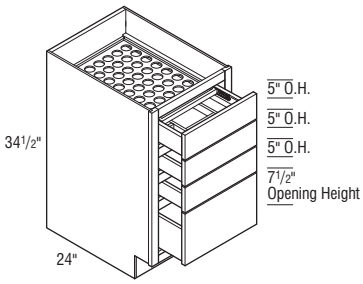

	Cubic Feet	1		2		3		4		5		6		7	
4DB18KCUP	10.8	2548		2669		2735		2893		3068		3344		3620	

- Holds 40 K-Cups.
- The Wood Tiered K-Cup Drawer is compatible with K-Cup pods only.
- Exterior Wood Tiered K-Cup drawer box height is 3 3/4″, interior height of top tier is 1 5/8″, and interior height of bottom tier is 1 3/8″.
- The K-Cup drawer will be positioned in the top drawer.

*K-Cup is a registered trademark of Keurig Green Mountain, Inc.

Door & Drawer Options

AF	AOMBWB	CC	CG	GAMD	IFHG	MD	PRMD	PTOWB	SHMD	SPLITDR	SPLITDRWS	TCP
					✓							

End Panel Options

AUTH	CSFPE	EXBK	FFD	FL/FR	FPE	INTGE	IPE
✓	✓	✓	✓	✓	✓	✓	✓

Custom Modification Options

ADD_SHLF	ADDTK	CBO	CCO	CFNTO	CFP	CFRMO	CHGDRW	CLIP	CMAT	CND	CSDGBK	DRT	DRWSEC	DRWTK	EX	EX_OL	FBFL	FD
		✓												✓	✓	✓		

FDSRTBTM	FLUT[1]	FTK	ID	IH	INVFRM	IW	LIGHT	MIP	OBRB	PFINBTMB	RD	RECTK	RECTK_6[2]	RECTKFRT6	RH	ROSFLUT	RT
	✓	✓		✓				✓	✓			✓	✓	✓		✓	

RW	SBCADDY	SBCADDYSM	SCPDRW	SRT	STW	TD	TKP	TVR	UDBX	URT	VTK	WS	WTCD	WTKCUP	WTR
							✓				✓				✓

[1] Not available with 6″ fluting.
[2] Can only be recessed in the front, back, and/or one side only.

FOUR DRAWER BASE with CUTLERY INSERT WOOD DIVIDERS, 34 1/2″ HIGH, 24″ DEEP

S

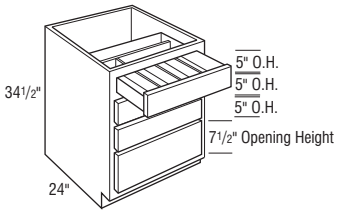

4DB15CIW	9.1	1635		1704		1750		1843		2063		2244		2425	
4DB18CIW	10.8	1742		1822		1864		1964		2206		2394		2582	
4DB21CIW	12.4	1882		1964		2017		2126		2380		2584		2788	
4DB24CIW	14.1	2041		2131		2182		2295		2573		2792		3011	

- Includes Cutlery Insert Wood Divider.
- Features hard wood.
- Exterior height for bottom drawer box is 6 3/8″.
- Cutlery Insert Wood Divider is also available as an accessory for field installation.See page S•5.

Door & Drawer Options

AF	AOMBWB	CC	CG	GAMD	IFHG	MD	PRMD	PTOWB	SHMD	SPLITDR	SPLITDRWS[1]	TCP
											✓	

End Panel Options

AUTH	CSFPE	EXBK	FFD	FL/FR	FPE	INTGE	IPE
✓	✓	✓	✓		✓	✓	✓

Custom Modification Options

ADD_SHLF	ADDTK	CBO	CCO	CFNTO	CFP	CFRMO	CHGDRW	CLIP	CMAT	CND	CSDGBK	DRT	DRWSEC	DRWTK	EX	EX_OL	FBFL	FD
		✓	✓	✓	✓	✓		✓			✓			✓	✓	✓		

FDSRTBTM	FLUT[2]	FTK	ID	IH	INVFRM	IW	LIGHT	MIP	OBRB	PFINBTMB	RD	RECTK	RECTK_6[3]	RECTKFRT6	RH	ROSFLUT	RT
	✓	✓		✓		✓		✓	✓		✓	✓	✓	✓	✓	✓	

RW	SBCADDY	SBCADDYSM	SCPDRW	SRT	STW	TD	TKP	TVR	UDBX[1]	URT	VTK	WS	WTCD	WTKCUP	WTR
							✓		✓		✓	✓			✓

[1] Not available on 15″, 18″, or 21″ wide.
[2] Not available on 15″ wide and FLUT6B not available on 18″ or 21″ wide.
[3] 15″ and 18″ wide can only be recessed in the front, back, and/or one side only.

IH/RH availability charts starting on page G•40.
IW/RW availability charts starting on page G•46.

FOUR DRAWER BASE with CHARGING DRAWER, 34 1/2″ HIGH, 24″ DEEP

S

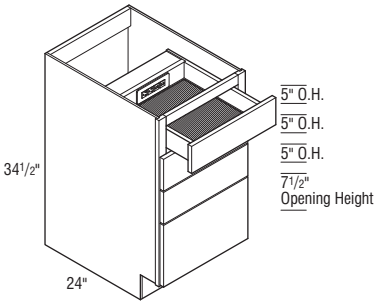

	Cubic Feet	1		2		3		4		5		6		7	
4DB18CHGDRW	10.8	2874		2954		2996		3096		3338		3526		3714	

- The charging drawer will be positioned in the top drawer.
- Charging drawer has full extension, concealed Smart Stop slides.
- 110 lb. rated.
- 120V outlet must be installed in rear of cabinet within 10″ of bottom of drawer, in rear of cabinet.
- CUL US listed power strip with two 120V plugs and two 2.1 amp USB ports.
- Max Current: AC 15 amps @ 120VAC; USB 2.1 amp and 5 VDC each.
- Tamper resistant outlets.
- Power cord with NEMA 5-15 plug.
- Integrated cord guide mounts to cabinet side to ensure safe operation.
- Black, shock absorbing mat included.
- Special sizes not available.
- Only available in 24″ deep.
- Not available on Inset or Beaded Inset Styles.

Door & Drawer Options

AF	AOMBWB	CC	CG	GAMD	IFHG	MD	PRMD	PTOWB	SHMD	SPLITDR	SPLITDRWS	TCP

End Panel Options

AUTH	CSFPE	EXBK	FFD	FL/FR	FPE	INTGE	IPE
✓	✓	✓	✓	✓	✓	✓	✓

Custom Modification Options

ADD_SHLF	ADDTK	CBO	CCO	CFNTO	CFP	CFRMO	CHGDRW	CLIP	CMAT	CND	CSDGBK	DRT	DRWSEC	DRWTK	EX	EX_OL	FBFL	FD
		✓	✓	✓										✓	✓	✓		

FDSRTBTM	FLUT	FTK	ID	IH	INVFRM	IW	LIGHT	MIP	OBRB	PFINBTMB	RD	RECTK	RECTK_6[1]	RECTKFRT6	RH	ROSFLUT	RT
		✓		✓				✓	✓			✓	✓	✓	✓		

RW	SBCADDY	SBCADDYSM	SCPDRW	SRT	STW	TD	TKP	TVR	UDBX	URT	VTK	WS	WTCD	WTKCUP	WTR
							✓				✓				✓

[1] Can only be recessed in the front, back, and/or one side only.

THREE DRAWER BASE, 34 1/2″ HIGH, 24″ DEEP

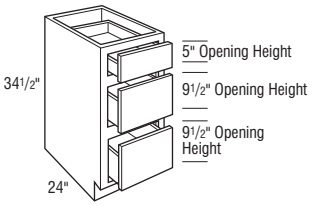

3DB12	7.5	1356	1420	1469	1550	1642	1794	1946
3DB15	9.1	1474	1546	1600	1685	1786	1951	2116
3DB18	10.8	1603	1680	1741	1835	1945	2123	2301
3DB21	12.4	1698	1778	1842	1944	2058	2245	2432
3DB24	14.1	1802	1887	1954	2062	2184	2384	2584

- Reduced Depths available in 1/4″ increments from 12″ to 23 3/4″.

Door & Drawer Options

AF	AOMBWB	CC	CG	GAMD	IFHG	MD	PRMD	PTOWB	SHMD	SPLITDR	SPLITDRWS	TCP
					✓							

End Panel Options

AUTH	CSFPE	EXBK	FFD	FL/FR	FPE	INTGE	IPE
✓	✓	✓	✓	✓	✓	✓	✓

Custom Modification Options

ADD_SHLF	ADDTK	CBO	CCO	CFNTO	CFP	CFRMO	CHGDRW	CLIP[1]	CMAT	CND	CSDGBK	DRT	DRWSEC[2]	DRWTK[3]	EX	EX_OL	FBFL	FD
		✓	✓	✓	✓	✓		✓			✓		✓	✓	✓	✓		

FDSRTBTM	FLUT[4]	FTK[5]	ID	IH	INVFRM	IW	LIGHT	MIP	OBRB	PFINBTMB	RD	RECTK	RECTK_6[6]	RECTKFRT6	RH	ROSFLUT	RT
	✓	✓		✓		✓		✓	✓		✓	✓	✓	✓		✓	

RW	SBCADDY	SBCADDYSM	SCPDRW	SRT	STW	TD	TKP	TVR	UDBX	URT	VTK	WS[7]	WTCD	WTKCUP	WTR
			✓				✓				✓	✓			✓

[1] Not available on 12″ wide.
[2] Only available on 18″-24″ wide.
[3] Only available on 24″ wide.
[4] 6″ fluting not available on 12″ or 15″ wide and 6″ fluting both not available on 18″ or 21″ wide.
[5] FTKAV and style B-L not available on 12″ wide.
[6] 12″ wide can only be recessed in front and/or back. 15″ and 18″ wide can only be recessed in the front, back, and/or one side only.
[7] Not available on 12″ wide.

Drawer Base Cabinets

THREE DRAWER BASE, 34 1/2″ HIGH, 24″ DEEP

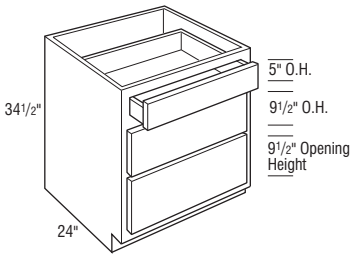

	Cubic Feet	1		2		3		4		5		6		7	
3DB27	15.7	2266		2374		2458		2591		2747		2998		3249	
3DB30	17.4	2506		2624		2716		2864		3032		3315		3598	
3DB33	19.0	2561		2685		2781		2932		3106		3390		3674	
3DB36	20.7	2615		2742		2837		2993		3171		3464		3757	
3DB39	22.4	2673		2805		2901		3061		3242		3540		3838	
3DB42	24.0	2732		2865		2965		3127		3313		3619		3925	

- Reduced Depths available in 1/4″ increments from 12″ to 23 3/4″.

Door & Drawer Options

AF	AOMBWB	CC	CG	GAMD	IFHG	MD	PRMD	PTOWB	SHMD	SPLITDR	SPLITDRWS	TCP
					✓						✓	

End Panel Options

AUTH	CSFPE	EXBK	FFD	FL/FR	FPE	INTGE	IPE
✓	✓	✓	✓	✓	✓	✓	✓

Custom Modification Options

ADD_SHLF	ADDTK	CBO	CCO	CFNTO	CFP	CFRMO	CHGDRW[1]	CLIP	CMAT	CND	CSDGBK	DRT	DRWSEC	DRWTK[2]	EX	EX_OL	FBFL	FD
		✓	✓	✓	✓	✓	✓	✓			✓			✓	✓	✓		

FDSRTBTM	FLUT	FTK	ID	IH	INVFRM	IW[3]	LIGHT	MIP	OBRB	PFINBTMB	RD	RECTK	RECTK_6	RECTKFRT6	RH	ROSFLUT	RT
	✓	✓		✓		✓		✓	✓		✓	✓	✓	✓		✓	

RW	SBCADDY	SBCADDYSM	SCPDRW	SRT	STW	TD	TKP	TVR	UDBX	URT	VTK	WS	WTCD[2]	WTKCUP[4]	WTR
			✓				✓		✓		✓	✓	✓	✓	✓

[1] Only available with 36″ wide. 36″ wide only available in conjunction with SPLITDRWS modification.
[2] Not available on 27″, 33″, 39″, or 42″ wide.
[3] Not available on 42″ wide.
[4] Only available on 36″ wide.

THREE DRAWER BASE BUFFET, 34 1/2″ HIGH, 24″ DEEP

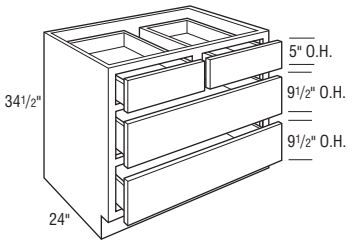

3DBB30	17.4	2506		2624		2716		2864		3032		3315		3598	
3DBB33	19.0	2561		2685		2781		2932		3106		3390		3674	
3DBB36	20.7	2615		2742		2837		2993		3171		3464		3757	

- Scoop drawer option available in top drawer only.

Door & Drawer Options

AF	AOMBWB	CC	CG	GAMD	IFHG	MD	PRMD	PTOWB	SHMD	SPLITDR	SPLITDRWS	TCP

End Panel Options

AUTH	CSFPE	EXBK	FFD	FL/FR	FPE	INTGE	IPE
✓	✓	✓	✓		✓	✓	✓

Custom Modification Options

ADD_SHLF	ADDTK	CBO	CCO	CFNTO	CFP	CFRMO	CHGDRW[1]	CLIP	CMAT	CND	CSDGBK	DRT	DRWSEC	DRWTK	EX	EX_OL	FBFL	FD
		✓	✓	✓	✓	✓	✓	✓			✓			✓	✓	✓		

FDSRTBTM	FLUT	FTK	ID	IH	INVFRM	IW	LIGHT	MIP	OBRB	PFINBTMB	RD	RECTK	RECTK_6	RECTKFRT6	RH	ROSFLUT	RT
	✓	✓		✓		✓		✓	✓		✓	✓	✓	✓	✓	✓	

RW	SBCADDY	SBCADDYSM	SCPDRW	SRT	STW	TD	TKP	TVR	UDBX	URT	VTK	WS	WTCD[2]	WTKCUP[1]	WTR
			✓				✓		✓		✓	✓	✓	✓	✓

[1] Only available on 36″ wide.
[2] Only available on 30″ or 36″ wide.

IH/RH availability charts starting on page G•40.
IW/RW availability charts starting on page G•46.

THREE DRAWER BASE with DEEP DRAWER, 34 1/2″ HIGH, 24″ DEEP

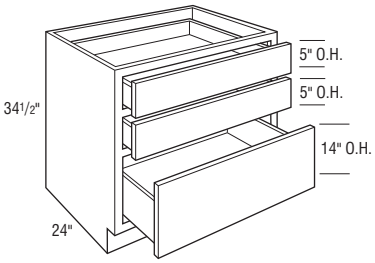

	Cubic Feet	1	2	3	4	5	6	7
3DBDD24	14.1	3015	3161	3274	3452	3656	3991	4326
3DBDD27	15.8	3290	3449	3572	3766	3990	4354	4718
3DBDD30	17.4	3564	3737	3871	4081	4323	4718	5113
3DBDD33	19.0	3835	4021	4165	4391	4651	5077	5503
3DBDD36	20.7	4128	4327	4482	4725	5006	5464	5922

- Exterior height for bottom drawer box is 10″.
- Scoop drawer option available in top drawer only.
- Reduced Depths available in 1/4″ increments from 12″ to 23 3/4″.

Door & Drawer Options

AF	AOMBWB	CC	CG	GAMD	IFHG	MD	PRMD	PTOWB	SHMD	SPLITDR	SPLITDRWS	TCP
											✓	

End Panel Options

AUTH	CSFPE	EXBK	FFD	FL/FR	FPE	INTGE	IPE
✓	✓	✓	✓		✓	✓	✓

Custom Modification Options

ADD_SHLF	ADDTK	CBO	CCO	CFNTO	CFP	CFRMO	CHGDRW	CLIP	CMAT	CND	CSDGBK	DRT	DRWSEC	DRWTK	EX	EX_OL	FBFL	FD
		✓	✓	✓	✓	✓		✓		✓	✓				✓	✓		

FDSRTBTM	FLUT[1]	FTK	ID	IH	INVFRM	IW[2]	LIGHT	MIP	OBRB	PFINBTMB	RD	RECTK	RECTK_6	RECTKFRT6	RH	ROSFLUT	RT
	✓	✓				✓		✓	✓		✓	✓				✓	

RW	SBCADDY	SBCADDYSM	SCPDRW	SRT	STW	TD	TKP	TVR	UDBX	URT	VTK	WS	WTCD[3]	WTKCUP	WTR
			✓				✓		✓		✓	✓	✓		✓

[1] Not available with 6″ fluting.
[2] Not available on 36″ wide.
[3] Only available on 24″ wide.

THREE DRAWER BASE with WOOD TIERED CUTLERY DIVIDER, 34 1/2″ HIGH, 24″ DEEP

S

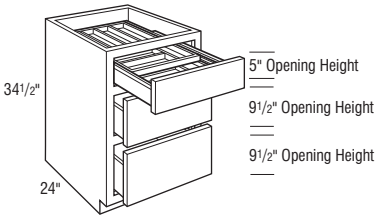

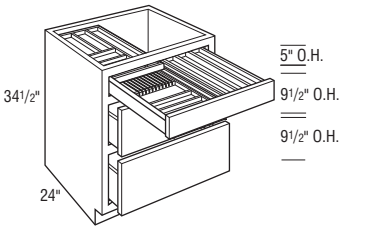

3DB15WTCD	9.1	1974	2046	2100	2185	2286	2451	2616
3DB18WTCD	10.8	2103	2180	2241	2335	2445	2623	2801
3DB21WTCD	12.4	2198	2278	2342	2444	2558	2745	2932
3DB24WTCD	14.1	2702	2787	2854	2962	3084	3284	3484
3DB30WTCD	17.4	3406	3524	3616	3764	3932	4215	4498
3DB36WTCD	20.7	3515	3642	3737	3893	4071	4364	4657

- Includes Wood Tiered Cutlery Divider Drawer.
- Exterior WTCD drawer box height is 3 3/4″, interior height of top and bottom tier is 1 3/8″.
- Wood Tiered Cutlery Divider Drawer is also available as an accessory for field installation. See page S•5.
- Different sizes of the cutlery dividers may have different configurations. Please reference the accessory section on page S•5 for more details.

Door & Drawer Options

AF	AOMBWB	CC	CG	GAMD	IFHG	MD	PRMD	PTOWB	SHMD	SPLITDR	SPLITDRWS	TCP

End Panel Options

AUTH	CSFPE	EXBK	FFD	FL/FR	FPE	INTGE	IPE
✓	✓		✓	✓	✓	✓	✓

Custom Modification Options

ADD_SHLF	ADDTK	CBO	CCO	CFNTO	CFP	CFRMO	CHGDRW	CLIP[1]	CMAT	CND	CSDGBK	DRT	DRWSEC	DRWTK	EX	EX_OL	FBFL	FD
		✓	✓	✓		✓		✓								✓		

FDSRTBTM	FLUT[2]	FTK	ID	IH	INVFRM	IW	LIGHT	MIP	OBRB	PFINBTMB	RD	RECTK	RECTK_6[3]	RECTKFRT6	RH	ROSFLUT[2]	RT
	✓							✓	✓			✓	✓	✓		✓	

RW	SBCADDY	SBCADDYSM	SCPDRW	SRT	STW	TD	TKP	TVR	UDBX	URT	VTK	WS[4]	WTCD	WTKCUP	WTR
							✓				✓	✓			

[1] Not available on 15″ wide. CLIPL&R and 6″ clipped not available on 15″ or 18″ wide. CLIP6L&R only available on 30″ and 36″ wide. CLIPL and CLIPR not available on 30″ and 36″ wide.
[2] Not available on 15″ wide. FLUT3B and 6″ fluting not available on 15″ or 18″ wide. FLUT6B only available on 30″ and 36″ wide. FLUT3L and FLUT3R not available on 30″ and 36″ wide.
[3] 15″ and 18″ wide can only be recessed in front and/or back.
[4] Not available on 15″ wide. Wide Stile both only available on 30″ and 36″ wide. WSL&R3 only available on 30″ and 36″ wide.

Drawer Base Cabinets

THREE DRAWER BASE with WOOD TIERED K-CUP* DRAWER, 34 1/2″ HIGH, 24″ DEEP

S

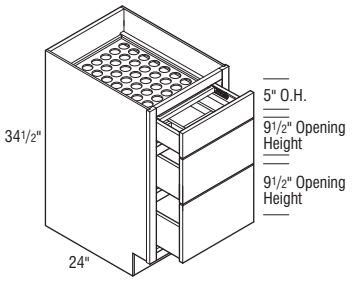

	Cubic Feet	1		2		3		4		5		6		7	
3DB18KCUP	10.8	2261		2372		2455		2590		2743		2995		3247	

- Holds 40 K-Cups.
- The Wood Tiered K-Cup Drawer is compatible with K-Cup pods only.
- Exterior Wood Tiered K-Cup drawer box height is 3 3/4″, interior height of top tier is 1 5/8″, and interior height of bottom tier is 1 3/8″.
- The K-Cup drawer will be positioned in the top drawer.

*K-Cup is a registered trademark of Keurig Green Mountain, Inc.

Door & Drawer Options

AF	AOMBWB	CC	CG	GAMD	IFHG	MD	PRMD	PTOWB	SHMD	SPLITDR	SPLITDRWS	TCP
					✓							

End Panel Options

AUTH	CSFPE	EXBK	FFD	FL/FR	FPE	INTGE	IPE
✓	✓	✓	✓	✓	✓	✓	✓

Custom Modification Options

ADD_SHLF	ADDTK	CBO	CCO	CFNTO	CFP	CFRMO	CHGDRW	CLIP	CMAT	CND	CSDGBK	DRT	DRWSEC	DRWTK	EX	EX_OL	FBFL	FD
		✓												✓	✓	✓		

FDSRTBTM	FLUT[1]	FTK	ID	IH	INVFRM	IW	LIGHT	MIP	OBRB	PFINBTMB	RD	RECTK	RECTK_6[2]	RECTKFRT6	RH	ROSFLUT	RT
	✓	✓		✓				✓	✓			✓	✓	✓		✓	

RW	SBCADDY	SBCADDYSM	SCPDRW	SRT	STW	TD	TKP	TVR	UDBX	URT	VTK	WS	WTCD	WTKCUP	WTR
							✓				✓				✓

[1] Not available with 6″ fluting.
[2] Can only be recessed in the front, back, and/or one side only.

THREE DRAWER BASE with BREAD BOARD, 34 1/2″ HIGH, 24″ DEEP

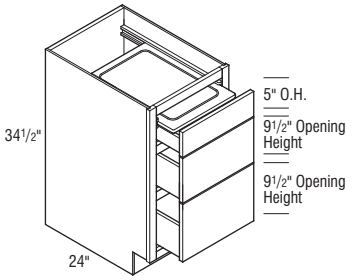

3DB12BB	7.5	1897		1989		2062		2175		2303		2514		2725	
3DB15BB	9.1	1944		2035		2107		2222		2352		2572		2792	
3DB18BB	10.8	2015		2111		2186		2307		2441		2667		2893	
3DB21BB	12.4	2212		2319		2400		2530		2679		2930		3181	
3DB24BB	14.1	2379		2492		2581		2721		2884		3147		3410	

Door & Drawer Options

AF	AOMBWB	CC	CG	GAMD	IFHG	MD	PRMD	PTOWB	SHMD	SPLITDR	SPLITDRWS	TCP
					✓							

End Panel Options

AUTH	CSFPE	EXBK	FFD	FL/FR	FPE	INTGE	IPE
✓	✓	✓		✓	✓	✓	✓

Custom Modification Options

ADD_SHLF	ADDTK	CBO	CCO	CFNTO	CFP	CFRMO	CHGDRW	CLIP[1]	CMAT	CND	CSDGBK	DRT	DRWSEC	DRWTK[2]	EX	EX_OL	FBFL	FD
		✓	✓	✓	✓	✓		✓			✓			✓	✓	✓		

FDSRTBTM	FLUT[3]	FTK[4]	ID	IH	INVFRM	IW	LIGHT	MIP	OBRB	PFINBTMB	RD	RECTK	RECTK_6[5]	RECTKFRT6	RH	ROSFLUT	RT
	✓	✓		✓				✓	✓			✓	✓	✓		✓	

RW	SBCADDY	SBCADDYSM	SCPDRW	SRT	STW	TD	TKP	TVR	UDBX	URT	VTK	WS[6]	WTCD	WTKCUP	WTR[7]
							✓				✓	✓			✓

[1] Not available on 12″ wide.
[2] Only available on 24″ wide.
[3] 6″ fluting not available on 12″ or 15″ and fluting both 6″ not available on 18″ or 21″ wide.
[4] FTKAV and style B-L not available on 12″ wide.
[5] 12″ wide can only be recessed in front and/or back. 15″ and 18″ wide can only be recessed in the front, back, and/or one side only.
[6] Not available on 12″ wide. Not available on 1.5″ except wide stile both 1.5″.
[7] Not available on 18″ or 24″ wide.

IH/RH availability charts starting on page G•40.
IW/RW availability charts starting on page G•46.

THREE DRAWER BASE with CHARGING DRAWER, 34 1/2″ HIGH, 24″ DEEP

S

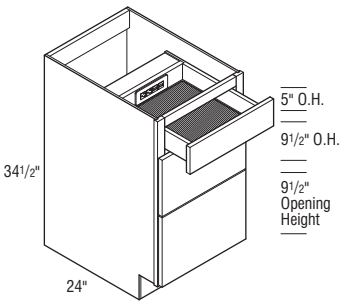

	Cubic Feet	1		2		3		4		5		6		7	
3DB18CHGDRW	10.8	2853		2930		2991		3085		3195		3373		3551	

- The charging drawer will be positioned in the top drawer.
- Charging drawer has full extension, concealed Smart Stop slides.
- 110 lb. rated.
- 120V outlet must be installed in rear of cabinet within 10″ of bottom of drawer, in rear of cabinet.
- CUL US listed power strip with two 120V plugs and two 2.1 amp USB ports.
- Max Current: AC 15 amps @ 120VAC; USB 2.1 amp and 5 VDC each.
- Tamper resistant outlets.
- Power cord with NEMA 5-15 plug.
- Integrated cord guide mounts to cabinet side to ensure safe operation.
- Black, shock absorbing mat included.
- Special sizes not available.
- Only available in 24″ deep.
- Not available on Inset or Beaded Inset Styles.

Door & Drawer Options

AF	AOMBWB	CC	CG	GAMD	IFHG	MD	PRMD	PTOWB	SHMD	SPLITDR	SPLITDRWS	TCP

End Panel Options

AUTH	CSFPE	EXBK	FFD	FL/FR	FPE	INTGE	IPE
✓	✓	✓	✓	✓	✓	✓	✓

Custom Modification Options

ADD_SHLF	ADDTK	CBO	CCO	CFNTO	CFP	CFRMO	CHGDRW	CLIP	CMAT	CND	CSDGBK	DRT	DRWSEC	DRWTK	EX	EX_OL	FBFL	FD
		✓	✓	✓										✓	✓	✓		

FDSRTBTM	FLUT	FTK	ID	IH	INVFRM	IW	LIGHT	MIP	OBRB	PFINBTMB	RD	RECTK	RECTK_6[1]	RECTKFRT6	RH	ROSFLUT	RT
		✓		✓				✓	✓			✓	✓	✓	✓		

RW	SBCADDY	SBCADDYSM	SCPDRW	SRT	STW	TD	TKP	TVR	UDBX	URT	VTK	WS	WTCD	WTKCUP	WTR
							✓				✓				✓

[1] Can only be recessed in the front, back, and/or one side only.

THREE DRAWER BASE BUFFET with DEEP DRAWER, 34 1/2″ HIGH, 24″ DEEP

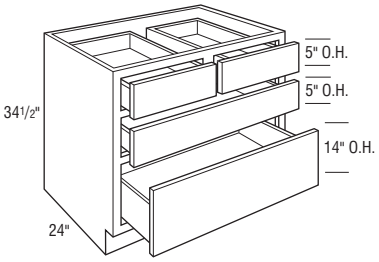

3DBBDD30	17.4	4071		4268		4421		4661		4937		5389		5841	
3DBBDD33	19.0	4383		4595		4759		5018		5316		5802		6288	
3DBBDD36	20.7	4720		4949		5125		5404		5724		6248		6772	

- Exterior height for bottom drawer box is 10″.
- Scoop drawer option available in top drawer only.
- Reduced Depths available in 1/4″ increments from 12″ to 23 3/4″.

Door & Drawer Options

AF	AOMBWB	CC	CG	GAMD	IFHG	MD	PRMD	PTOWB	SHMD	SPLITDR	SPLITDRWS	TCP

End Panel Options

AUTH	CSFPE	EXBK	FFD	FL/FR	FPE	INTGE	IPE
✓	✓	✓	✓		✓	✓	✓

Custom Modification Options

ADD_SHLF	ADDTK	CBO	CCO	CFNTO	CFP	CFRMO	CHGDRW	CLIP	CMAT	CND	CSDGBK	DRT	DRWSEC	DRWTK	EX	EX_OL	FBFL	FD
		✓	✓	✓	✓	✓		✓		✓	✓			✓	✓	✓		

FDSRTBTM	FLUT[1]	FTK	ID	IH	INVFRM	IW[2]	LIGHT	MIP	OBRB	PFINBTMB	RD	RECTK	RECTK_6	RECTKFRT6	RH	ROSFLUT	RT
	✓	✓				✓		✓	✓		✓	✓				✓	

RW	SBCADDY	SBCADDYSM	SCPDRW	SRT	STW	TD	TKP	TVR	UDBX	URT	VTK	WS	WTCD	WTKCUP	WTR
			✓				✓				✓	✓			✓

[1] Not available with 6″ fluting.
[2] Not available on 36″ wide.

Drawer Base Cabinets

TWO DRAWER BASE, 34 1/2″ HIGH, 24″ DEEP

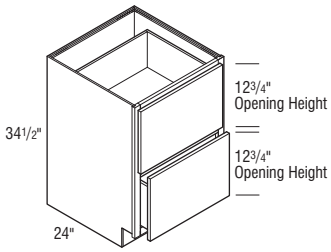

	Cubic Feet	1		2		3		4		5		6		7	
2DB18	10.8	1960		2053		2126		2240		2373		2594		2815	
2DB21	12.4	2019		2116		2188		2309		2447		2669		2891	
2DB24	14.1	2078		2176		2254		2375		2519		2749		2979	
2DB27	15.7	2720		2852		2954		3114		3297		3599		3901	
2DB30	17.4	2777		2909		3013		3180		3366		3676		3986	
2DB33	19.0	2876		3016		3125		3291		3488		3809		4130	
2DB36	20.7	2934		3077		3182		3357		3558		3884		4210	
2DB39	22.4	2998		3144		3254		3431		3635		3970		4305	
2DB42	24.0	3064		3213		3323		3504		3714		4055		4396	
2DB45	25.7	3128		3280		3393		3579		3791		4140		4489	
2DB48	27.3	3192		3347		3463		3652		3870		4226		4582	

- Utilizes 10″ high drawer box height.
- Reduced Depths available in 1/4″ increments from 12″ to 23 3/4″.

Door & Drawer Options

AF	AOMBWB	CC	CG	GAMD	IFHG	MD	PRMD	PTOWB	SHMD	SPLITDR	SPLITDRWS	TCP
					✓							

End Panel Options

AUTH	CSFPE	EXBK	FFD	FL/FR	FPE	INTGE	IPE
✓	✓	✓	✓	✓	✓	✓	✓

Custom Modification Options

ADD_SHLF	ADDTK	CBO	CCO	CFNTO	CFP	CFRMO	CHGDRW	CLIP	CMAT	CND	CSDGBK	DRT	DRWSEC	DRWTK[1]	EX	EX_OL	FBFL	FD
		✓	✓	✓		✓		✓			✓			✓	✓	✓		

FDSRTBTM	FLUT	FTK	ID	IH	INVFRM	IW[2]	LIGHT	MIP	OBRB	PFINBTMB	RD	RECTK	RECTK_6[3]	RECTKFRT6	RH	ROSFLUT	RT
	✓	✓		✓		✓		✓	✓		✓		✓	✓		✓	

RW	SBCADDY	SBCADDYSM	SCPDRW	SRT	STW	TD	TKP	TVR	UDBX	URT	VTK	WS	WTCD	WTKCUP	WTR
												✓			✓

[1] Only available on 18″-36″ wide.
[2] Not available on 48″ wide.
[3] 18″ wide can only be recessed in the front, back, and/or one side only.

TWO DRAWER BASE with PEGGED DISH ORGANIZER, 34 1/2″ HIGH, 24″ DEEP

S

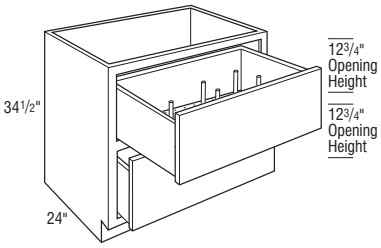

2DB36PDO	21.1	4151		4352		4508		4752		5034		5495		5956	

- Utilizes 10″ high drawer box height.
- Cabinet not applicable for stove top installation.
- Includes 8 wooden posts and 19/32″ thick removable pegged board in top drawer, shipped loose.
- Pegged board dimensions: 29 15/16″ W x 19 1/2″ D.

Door & Drawer Options

AF	AOMBWB	CC	CG	GAMD	IFHG	MD	PRMD	PTOWB	SHMD	SPLITDR	SPLITDRWS	TCP

End Panel Options

AUTH	CSFPE	EXBK	FFD	FL/FR	FPE	INTGE	IPE
✓	✓	✓	✓		✓	✓	✓

Custom Modification Options

ADD_SHLF	ADDTK	CBO	CCO	CFNTO	CFP	CFRMO	CHGDRW	CLIP	CMAT	CND	CSDGBK	DRT	DRWSEC	DRWTK	EX	EX_OL	FBFL	FD
		✓	✓	✓		✓				✓	✓			✓	✓	✓		

FDSRTBTM	FLUT[1]	FTK	ID	IH	INVFRM	IW	LIGHT	MIP	OBRB	PFINBTMB	RD	RECTK	RECTK_6	RECTKFRT6	RH	ROSFLUT	RT
	✓	✓						✓	✓			✓				✓	

RW	SBCADDY	SBCADDYSM	SCPDRW	SRT	STW	TD	TKP	TVR	UDBX	URT	VTK	WS	WTCD	WTKCUP	WTR
							✓				✓				✓

[1] Not available with 6″ fluting.

IH/RH availability charts starting on page G•40.
IW/RW availability charts starting on page G•46.

TWO DRAWER BASE with ROLL TRAYS, 34 1/2″ HIGH, 24″ DEEP

S

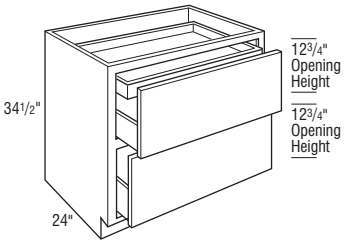

	Cubic Feet	1		2		3		4		5		6		7	
2DB18RT	10.8	1998		2094		2169		2283		2420		2646		2872	
2DB21RT	12.4	2058		2156		2230		2352		2491		2721		2951	
2DB24RT	14.1	2117		2218		2296		2420		2566		2800		3034	
2DB27RT	15.7	2759		2891		2994		3157		3345		3652		3959	
2DB30RT	17.4	2816		2951		3056		3224		3414		3727		4040	
2DB33RT	19.0	2914		3057		3166		3335		3534		3862		4190	
2DB36RT	20.7	2934		3077		3182		3357		3558		3884		4210	

- Cabinet not applicable for stove top installation.
- Roll tray can be removed and installed above lower drawers.
- Reduced Depths available in 1/4″ increments from 12″ to 23 3/4″.

Door & Drawer Options

AF	AOMBWB	CC	CG	GAMD	IFHG	MD	PRMD	PTOWB	SHMD	SPLITDR	SPLITDRWS	TCP
					✓							

End Panel Options

AUTH	CSFPE	EXBK	FFD	FL/FR	FPE	INTGE	IPE
✓	✓	✓		✓	✓	✓	✓

Custom Modification Options

ADD_SHLF	ADDTK	CBO	CCO	CFNTO	CFP	CFRMO	CHGDRW	CLIP	CMAT	CND	CSDGBK	DRT	DRWSEC	DRWTK[1]	EX	EX_OL	FBFL	FD
		✓		✓		✓		✓			✓			✓	✓	✓		

FDSRTBTM	FLUT[2]	FTK	ID	IH	INVFRM	IW	LIGHT	MIP	OBRB	PFINBTMB	RD	RECTK	RECTK_6[3]	RECTKFRT6	RH	ROSFLUT	RT
	✓	✓	✓			✓		✓	✓		✓	✓	✓	✓		✓	

RW[4]	SBCADDY	SBCADDYSM	SCPDRW	SRT	STW	TD	TKP	TVR	UDBX	URT	VTK	WS	WTCD	WTKCUP	WTR
✓							✓				✓	✓			✓

[1] Only available on 24″, 30″ and 36″ wide.
[2] 6″ fluting not available on 18″-27″ wide.
[3] 18″ wide can only be recessed in the front, back, and/or one side only.
[4] Only available on 18″ and 24″ wide.

TWO DRAWER BASE with ROLL TRAY and PEGGED DISH ORGANIZER, 34 1/2″ HIGH, 24″ DEEP

S

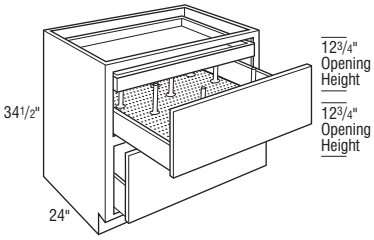

2DB36RTPDO	20.7	3447		3617		3740		3945		4178		4565		4952	

- Cabinet not applicable for stove top installation.
- Roll tray can be removed and installed above lower drawers.
- Includes eight wooden posts and 19/32″ thick removable pegged board in top drawer, shipped loose.
- Pegged board dimensions: 29 15/16″ W x 19 1/2″ D.

Door & Drawer Options

AF	AOMBWB	CC	CG	GAMD	IFHG	MD	PRMD	PTOWB	SHMD	SPLITDR	SPLITDRWS	TCP
					✓							

End Panel Options

AUTH	CSFPE	EXBK	FFD	FL/FR	FPE	INTGE	IPE
✓	✓	✓		✓	✓	✓	✓

Custom Modification Options

ADD_SHLF	ADDTK	CBO	CCO	CFNTO	CFP	CFRMO	CHGDRW	CLIP	CMAT	CND	CSDGBK	DRT	DRWSEC	DRWTK	EX	EX_OL	FBFL	FD
		✓		✓		✓					✓				✓	✓		

FDSRTBTM	FLUT[1]	FTK	ID	IH	INVFRM	IW	LIGHT	MIP	OBRB	PFINBTMB	RD	RECTK	RECTK_6	RECTKFRT6	RH	ROSFLUT	RT
	✓	✓	✓					✓	✓		✓	✓	✓	✓		✓	

RW	SBCADDY	SBCADDYSM	SCPDRW	SRT	STW	TD	TKP	TVR	UDBX	URT	VTK	WS	WTCD	WTKCUP	WTR
							✓				✓				✓

[1] Not available with 6″ fluting.

Drawer Base Cabinets

TWO DRAWER BASE, 28 1/2″ HIGH, 24″ DEEP

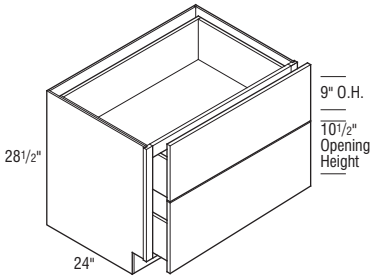

	Cubic Feet	1		2		3		4		5		6		7	
2DB2428	11.7	1710		1791		1855		1955		2072		2265		2458	
2DB2728	13.1	2156		2261		2339		2467		2614		2855		3096	
2DB3028	14.5	2374		2487		2577		2717		2881		3144		3407	
2DB3328	15.9	2432		2553		2642		2786		2951		3222		3493	
2DB3628	17.3	2485		2607		2699		2847		3014		3291		3568	

- Reduced Depths available in 1/4″ increments from 12″ to 23 3/4″.

Door & Drawer Options

AF	AOMBWB	CC	CG	GAMD	IFHG	MD	PRMD	PTOWB	SHMD	SPLITDR	SPLITDRWS	TCP
					✓							

End Panel Options

AUTH	CSFPE	EXBK	FFD	FL/FR	FPE	INTGE	IPE
✓	✓	✓	✓	✓	✓	✓	✓

Custom Modification Options

ADD_SHLF	ADDTK	CBO	CCO	CFNTO	CFP	CFRMO	CHGDRW	CLIP	CMAT	CND	CSDGBK	DRT	DRWSEC	DRWTK[1]	EX	EX_OL	FBFL	FD
		✓	✓	✓	✓	✓		✓			✓			✓	✓	✓		

FDSRTBTM	FLUT	FTK	ID	IH	INVFRM	IW	LIGHT	MIP	OBRB	PFINBTMB	RD	RECTK	RECTK_6	RECTKFRT6	RH	ROSFLUT	RT
	✓	✓				✓		✓	✓		✓	✓	✓	✓		✓	

RW[2]	SBCADDY	SBCADDYSM	SCPDRW	SRT	STW	TD	TKP	TVR	UDBX	URT	VTK	WS	WTCD	WTKCUP	WTR
✓							✓		✓		✓	✓			✓

[1] Not available on 27″ or 33″ wide.
[2] Only available on 24″ wide.

IH/RH availability charts starting on page G•40.
IW/RW availability charts starting on page G•46.

BASE POTS and PANS PULL-OUT, 34 1/2″ HIGH, 24″ DEEP

S

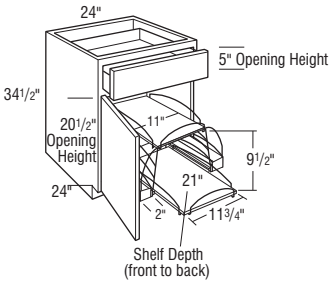

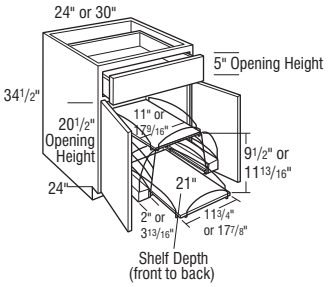

	Cubic Feet	1	2	3	4	5	6	7
BPPP24 L or R	14.1	2132	2212	2276	2373	2480	2657	2834

- Pull-out dimensions: 19 3/4″ W x 22 1/4″ D x 14 1/2″ H.
- Inset and Beaded Inset only available with Finial Hinge.

BPPP24	14.1	2436	2555	2645	2789	2952	3226	3500

- Pull-out dimensions: 19 3/4″ W x 22 1/4″ D x 14 1/2″ H.
- Inset and Beaded Inset only available with Finial Hinge.

BPPP30	17.4	3419	3582	3708	3909	4143	4526	4909

- Pull-out dimensions: 25 1/2″ W x 22 1/4″ D x 14 13/16″ H.
- Full Extension slide-out shelves pull out independently.
- Inset and Beaded Inset styles will use the 24″ pull-out shown above.

Notes below apply to all products in section above:

- Smart Stop feature not available on pull-out.

Door & Drawer Options

AF	AOMBWB	CC	CG	GAMD	IFHG	MD	PRMD	PTOWB	SHMD	SPLITDR	SPLITDRWS	TCP
			✓	✓	✓	✓	✓		✓		✓	

End Panel Options

AUTH	CSFPE	EXBK	FFD	FL/FR	FPE	INTGE	IPE
✓	✓	✓		✓	✓	✓	✓

Custom Modification Options

ADD_SHLF	ADDTK	CBO	CCO	CFNTO	CFP	CFRMO	CHGDRW	CLIP	CMAT	CND	CSDGBK	DRT	DRWSEC[1]	DRWTK	EX	EX_OL	FBFL	FD
		✓	✓		✓					✓	✓		✓	✓	✓	✓		

FDSRTBTM	FLUT[2]	FTK	ID	IH	INVFRM	IW	LIGHT	MIP	OBRB	PFINBTMB	RD	RECTK	RECTK_6	RECTKFRT6	RH	ROSFLUT	RT
	✓	✓	✓	✓	✓			✓	✓			✓	✓	✓		✓	

RW	SBCADDY	SBCADDYSM	SCPDRW	SRT	STW	TD	TKP	TVR	UDBX	URT	VTK	WS	WTCD	WTKCUP	WTR
			✓				✓		✓		✓		✓		✓

[1] Only available on 24″ wide.
[2] Not available with 6″ fluting.

BASE POTS and PANS STORAGE, 34 1/2″ HIGH, 24″ DEEP

S

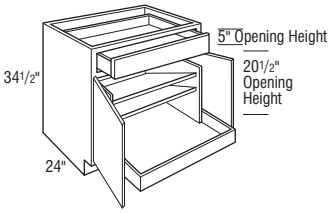

B24PS	14.1	2815	2886	2932	3021	3126	3296	3466
B30PS	17.4	3032	3117	3178	3285	3383	3580	3777
B36PS	20.7	3126	3214	3285	3392	3501	3704	3907

- Reduced Depths available in 3″ increments from 15″ to 21″.
- Not available on Inset and Beaded Inset styles.

Door & Drawer Options

AF	AOMBWB	CC	CG	GAMD	IFHG	MD	PRMD	PTOWB	SHMD	SPLITDR	SPLITDRWS	TCP
			✓	✓		✓	✓		✓		✓	

End Panel Options

AUTH	CSFPE	EXBK	FFD	FL/FR	FPE	INTGE	IPE
✓	✓	✓		✓	✓	✓	

Custom Modification Options

ADD_SHLF	ADDTK	CBO	CCO	CFNTO	CFP	CFRMO	CHGDRW[1]	CLIP	CMAT	CND	CSDGBK	DRT	DRWSEC[2]	DRWTK	EX	EX_OL	FBFL	FD
					✓		✓			✓	✓	✓	✓	✓	✓	✓		

FDSRTBTM	FLUT[3]	FTK	ID	IH	INVFRM	IW	LIGHT	MIP	OBRB	PFINBTMB	RD	RECTK	RECTK_6	RECTKFRT6	RH	ROSFLUT	RT
	✓	✓	✓	✓				✓	✓		✓	✓	✓	✓		✓	

RW	SBCADDY	SBCADDYSM	SCPDRW	SRT[4]	STW	TD	TKP	TVR[5]	UDBX	URT	VTK	WS[6]	WTCD	WTKCUP[7]	WTR[4]
			✓	✓			✓	✓	✓		✓	✓	✓	✓	✓

[1] Only available with 36″ wide. 36″ wide only available in conjunction with SPLITDRWS modification.
[2] Only available on 24″ wide.
[3] Not available with 6″ fluting.
[4] Not available on 24″ wide.
[5] Not available on 24″ wide. TVRAV and style B-L not available on 36″ wide.
[6] Only available on 30″ and 36″ wide with wide stile both 3″.
[7] Only available on 36″ wide.

Base Lid Organizer & Base Combination Drawer Cabinets

BASE with DRAWER and LID ORGANIZER and ROLL TRAYS, 34 1/2" HIGH, 24" DEEP

S

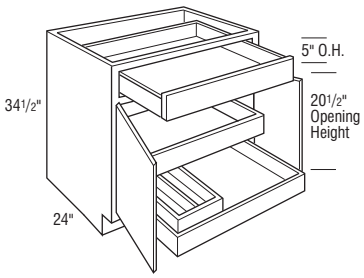

	Cubic Feet	1		2		3		4		5		6		7	
B30RTLO	17.4	2821		2904		2965		3069		3170		3365		3560	
B33RTLO	19.0	2865		2952		3024		3127		3230		3426		3622	
B36RTLO	20.7	2913		3002		3069		3180		3289		3491		3693	

- Lid Organizer dimensions: 7″ W x 19″ D x 4 3/8″ H.

Door & Drawer Options

AF	AOMBWB	CC	CG	GAMD	IFHG	MD	PRMD	PTOWB	SHMD	SPLITDR	SPLITDRWS	TCP
			✓	✓	✓	✓	✓		✓		✓	

End Panel Options

AUTH	CSFPE	EXBK	FFD	FL/FR	FPE	INTGE	IPE
✓	✓	✓		✓	✓	✓	✓

Custom Modification Options

ADD_SHLF	ADDTK	CBO	CCO	CFNTO	CFP	CFRMO	CHGDRW[1]	CLIP	CMAT	CND	CSDGBK	DRT	DRWSEC	DRWTK[2]	EX	EX_OL	FBFL	FD
		✓			✓		✓	✓		✓	✓	✓		✓	✓	✓		

FDSRTBTM	FLUT	FTK	ID	IH	INVFRM	IW	LIGHT	MIP	OBRB	PFINBTMB	RD	RECTK	RECTK_6	RECTKFRT6	RH	ROSFLUT	RT
	✓	✓		✓	✓			✓	✓			✓	✓	✓		✓	

RW	SBCADDY	SBCADDYSM	SCPDRW[3]	SRT	STW	TD	TKP	TVR	UDBX	URT	VTK	WS	WTCD[2]	WTKCUP[4]	WTR
			✓	✓			✓		✓		✓	✓	✓	✓	✓

[1] Only available with 36″ wide. 36″ wide only available in conjunction with SPLITDRWS modification.
[2] Not available on 33″ wide.
[3] Not available on 36″ wide.
[4] Only available on 36″ wide.

BASE COMBINATION DRAWER CABINET, 34 1/2″ HIGH, 24″ DEEP

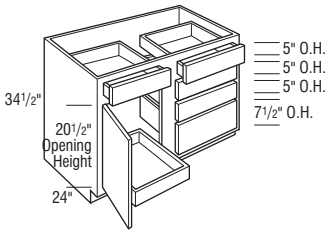

BCD30 L or R	17.4	2693		2820		2912		3066		3232		3522		3812	
BCD36 L or R	20.7	2895		3030		3130		3294		3469		3775		4081	
BCD42 L or R	24.0	3112		3261		3378		3556		3736		4074		4412	
BCD48 L or R	27.3	3392		3556		3679		3874		4078		4454		4830	

- Door will be hinged opposite drawer stack.
- Includes one easily adjustable roll tray.
- Reduced Depths available in 1/4″ increments from 12″ to 23 3/4″.

Door & Drawer Options

AF	AOMBWB	CC	CG	GAMD	IFHG	MD	PRMD	PTOWB	SHMD	SPLITDR	SPLITDRWS	TCP
			✓	✓	✓	✓	✓		✓			

End Panel Options

AUTH	CSFPE	EXBK	FFD	FL/FR	FPE	INTGE	IPE
✓	✓	✓	✓	✓	✓	✓	✓

Custom Modification Options

ADD_SHLF	ADDTK	CBO	CCO	CFNTO	CFP	CFRMO	CHGDRW[1]	CLIP	CMAT	CND	CSDGBK	DRT	DRWSEC[2]	DRWTK[3]	EX	EX_OL	FBFL	FD
		✓		✓	✓	✓	✓	✓		✓	✓	✓	✓	✓	✓	✓		

FDSRTBTM	FLUT[4]	FTK	ID	IH	INVFRM	IW	LIGHT	MIP	OBRB	PFINBTMB	RD	RECTK	RECTK_6	RECTKFRT6	RH	ROSFLUT	RT
	✓	✓						✓	✓		✓	✓	✓	✓		✓	✓

RW	SBCADDY	SBCADDYSM	SCPDRW	SRT	STW	TD	TKP	TVR	UDBX	URT	VTK	WS[5]	WTCD	WTKCUP[1]	WTR
			✓	✓			✓				✓	✓	✓	✓	✓

[1] Only available on 36″ wide.
[2] Only available on 36″-48″ wide.
[3] Not available on 42″ or 48″ wide.
[4] Not available with fluting both 6″.
[5] Only available on wide stile 3″, but not available on wide stile both 3″.

IH/RH availability charts starting on page G•40.
IW/RW availability charts starting on page G•46.

BASE COOKING CENTER with BREAD BOARD, 34 1/2″ HIGH, 24″ DEEP

S

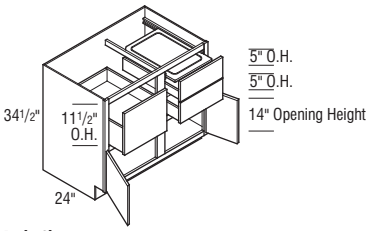

Right Shown

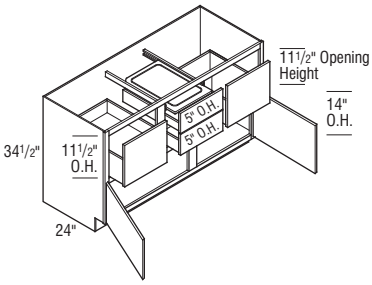

	Cubic Feet	1	2	3	4	5	6	7
BCC30BB L or R	17.4	2893	3031	3142	3317	3494	3820	4146
BCC36BB L or R	20.7	3148	3297	3421	3603	3810	4159	4508
BCC42BB L or R	24.0	3449	3620	3748	3950	4163	4549	4935
• L or R must be specified to denote Bread Board location.								
BCC48BB	27.3	3969	4157	4297	4541	4779	5231	5683

Notes below apply to all products in section above:

- One cutlery divider included.

Door & Drawer Options

AF	AOMBWB	CC	CG	GAMD	IFHG	MD	PRMD	PTOWB	SHMD	SPLITDR	SPLITDRWS	TCP
			✓	✓	✓	✓	✓		✓			

End Panel Options

AUTH	CSFPE	EXBK	FFD	FL/FR	FPE	INTGE	IPE
✓	✓	✓	✓	✓	✓	✓	✓

Custom Modification Options

ADD_SHLF	ADDTK	CBO	CCO	CFNTO	CFP	CFRMO	CHGDRW	CLIP	CMAT	CND	CSDGBK	DRT	DRWSEC	DRWTK[1]	EX	EX_OL	FBFL	FD
		✓		✓		✓				✓	✓			✓	✓	✓		

FDSRTBTM	FLUT[2]	FTK	ID	IH	INVFRM	IW	LIGHT	MIP	OBRB	PFINBTMB	RD	RECTK	RECTK_6	RECTKFRT6	RH	ROSFLUT	RT
	✓	✓	✓					✓	✓			✓	✓	✓	✓	✓	

RW	SBCADDY	SBCADDYSM	SCPDRW	SRT	STW	TD	TKP	TVR	UDBX	URT	VTK	WS[3]	WTCD	WTKCUP	WTR
						✓	✓				✓	✓			✓

[1] Not available on 42″ or 48″ wide.
[2] Not available with 6″ fluting.
[3] Only available on 48″ wide.

BASE PANTRY CAN STORAGE, 34 1/2″ HIGH, 24″ DEEP

S

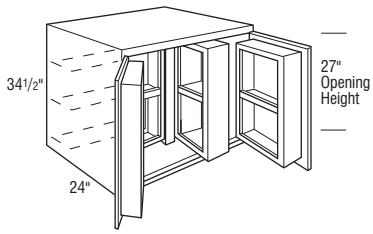

BPCS36	20.7	3859	4046	4192	4427	4651	5090	5529

- Six adjustable shelves behind swing-out.
- Swing-out section includes two fixed shelves.
- Unit can be used next to wall without use of a filler.
- Not available on Inset and Beaded Inset styles.

Door & Drawer Options

AF	AOMBWB	CC	CG	GAMD	IFHG	MD	PRMD	PTOWB	SHMD	SPLITDR	SPLITDRWS	TCP

End Panel Options

AUTH	CSFPE	EXBK	FFD	FL/FR	FPE	INTGE	IPE
✓	✓	✓		✓	✓	✓	

Custom Modification Options

ADD_SHLF	ADDTK	CBO	CCO	CFNTO	CFP	CFRMO	CHGDRW	CLIP	CMAT	CND	CSDGBK	DRT	DRWSEC	DRWTK	EX	EX_OL	FBFL	FD
														✓	✓	✓		

FDSRTBTM	FLUT[1]	FTK	ID	IH	INVFRM	IW	LIGHT	MIP	OBRB	PFINBTMB	RD	RECTK	RECTK_6	RECTKFRT6	RH	ROSFLUT	RT
	✓	✓						✓	✓			✓				✓	

RW	SBCADDYSM	SBCADDY	SCPDRW	SRT	STW	TD	TKP	TVR	UDBX	URT	VTK	WS	WTCD	WTKCUP	WTR
							✓				✓				✓

[1] Not available with 6″ fluting.

Sink Base Cabinets

SINK BASE, 34 1/2″ HIGH, 24″ DEEP

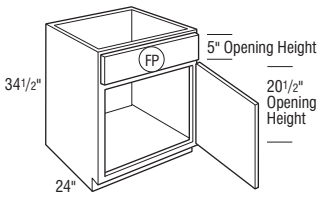

FP **False Panel**

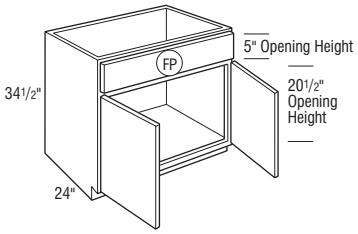

FP **False Panel**

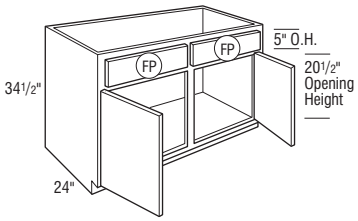

FP **False Panel**



FP **False Panel**

	Cubic Feet	1		2		3		4		5		6		7	
SB18 L or R	10.8	1110		1164		1198		1262		1320		1431		1542	
SB21 L or R	12.4	1143		1196		1228		1293		1367		1476		1585	
SB24 L or R	14.1	1165		1215		1261		1321		1393		1514		1635	
SB24	14.1	1442		1509		1550		1630		1737		1881		2025	
SB27	15.7	1556		1628		1687		1779		1853		2019		2185	
SB30	17.4	1646		1721		1784		1875		1974		2149		2324	
SB33	19.0	1690		1771		1832		1929		2031		2207		2383	
SB36	20.7	1736		1816		1877		1977		2062		2245		2428	
SB39	22.4	1760		1848		1908		2010		2118		2307		2496	
SB42	24.0	1807		1888		1954		2059		2158		2351		2544	
SB45	25.7	1894		1984		2052		2159		2275		2473		2671	
SB48CS	27.3	1983		2074		2139		2256		2377		2585		2793	
SB48	27.3	2161		2261		2332		2459		2591		2818		3045	

- Two sets of butt doors.

Notes below apply to all products in section above:

- Touch-up kit (TUK) and Owner's Guide included.
- Increased Depths available in 1/4″ increments from 24 1/4″ to 30″.
- Reduced Depths available in 1/4″ increments from 6″ to 23 3/4″.

Door & Drawer Options

AF	AOMBWB	CC	CG	GAMD	IFHG	MD	PRMD	PTOWB	SHMD	SPLITDR[1]	SPLITDRWS[2]	TCP
			✓	✓	✓	✓	✓		✓	✓	✓	

End Panel Options

AUTH	CSFPE	EXBK	FFD	FL/FR	FPE	INTGE	IPE
✓	✓	✓	✓	✓	✓	✓	✓

Custom Modification Options

ADD_SHLF	ADDTK	CBO	CCO[3]	CFNTO	CFP	CFRMO	CHGDRW	CLIP	CMAT[4]	CND	CSDGBK	DRT	DRWSEC	DRWTK[5]	EX	EX_OL	FBFL	FD
		✓	✓	✓		✓		✓	✓	✓	✓			✓	✓	✓		

FDSRTBTM	FLUT[6]	FTK	ID	IH	INVFRM	IW[7]	LIGHT	MIP	OBRB	PFINBTMB	RD	RECTK	RECTK_6[8]	RECTKFRT6	RH	ROSFLUT[9]	RT
	✓	✓	✓	✓		✓		✓	✓		✓	✓	✓	✓	✓	✓	✓

RW	SBCADDY	SBCADDYSM	SCPDRW	SRT	STW	TD	TKP	TVR	UDBX	URT[10]	VTK	WS[11]	WTCD	WTKCUP	WTR
	✓	✓				✓	✓	✓		✓	✓	✓			✓

[1] Only available on 24″ (2 doors)-39″ wide.
[2] Not available on 18″, 21″ or 48″ wide.
[3] Only available on 18″-24″ (1 door) wide.
[4] Only available on 30″, 33″ and 36″ wide.
[5] Only available on 24″ (1 door and 2 doors), 30″ and 36″ wide.
[6] Fluting both 3″ not available on 24″ (2 doors) wide. 6″ fluting not available with 18″-21″ or 24″ (2 doors) wide.
[7] 24″ (1 door) and 48″ wide are not available as IW.
[8] 18″ wide can only be recessed in the front, back, and/or one side only.
[9] Fluting both not available on 24″ (2 doors) wide.
[10] Only available on 24″ (1 door and 2 doors)-36″ wide.
[11] Not available on 24″ (2 doors) wide.

IH/RH availability charts starting on page G•40.
IW/RW availability charts starting on page G•46.

SINK BASE DOUBLE DOOR with CABMAT™, 34 1/2″ HIGH, 24″ DEEP

S

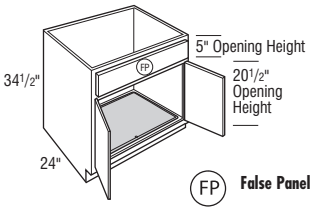

	Cubic Feet	1	2	3	4	5	6	7
SB30CM	53.6	1947	2022	2085	2176	2276	2451	2626
SB33CM	63.8	1992	2073	2133	2230	2332	2508	2684
SB36CM	70.4	2037	2117	2179	2278	2363	2546	2729

- Touch-up kit (TUK) and Owner's Guide included.
- CabMat™ is designed to capture spills and is removable for cleaning.

	Liquid Capacity		Cabinet Size	
	Gallons	Liters	Width	Depth
SB30CM	2.0	7.6	30″	24″
SB33CM	2.4	9.0	33″	24″
SB36CM	2.7	10.2	36″	24″

Door & Drawer Options

AF	AOMBWB	CC	CG	GAMD	IFHG	MD	PRMD	PTOWB	SHMD	SPLITDR	SPLITDRWS	TCP
			✓	✓	✓	✓	✓		✓	✓		

End Panel Options

AUTH	CSFPE	EXBK	FFD	FL/FR	FPE	INTGE	IPE
✓	✓	✓	✓	✓	✓	✓	✓

Custom Modification Options

ADD_SHLF	ADDTK	CBO	CCO	CFNTO	CFP	CFRMO	CHGDRW	CLIP	CMAT	CND	CSDGBK	DRT	DRWSEC	DRWTK	EX	EX_OL	FBFL	FD
		✓		✓		✓				✓	✓			✓	✓	✓		

FDSRTBTM	FLUT[1]	FTK	ID	IH	INVFRM	IW	LIGHT	MIP	OBRB	PFINBTMB	RD	RECTK	RECTK_6	RECTKFRT6	RH	ROSFLUT	RT[2]
	✓	✓	✓	✓		✓		✓	✓			✓	✓	✓	✓	✓	✓

RW	SBCADDY	SBCADDYSM	SCPDRW	SRT	STW	TD[2]	TKP	TVR	UDBX	URT	VTK	WS	WTCD	WTKCUP	WTR
						✓	✓				✓				✓

[1] Not available with 6″ fluting.
[2] Only available on 30″ wide.

SINK BASE DOUBLE DOOR with CADDY, 34 1/2″ HIGH, 24″ DEEP

S

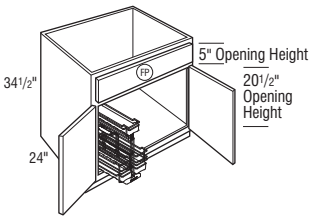

SB36CDY L or R	20.7	2961	3041	3102	3202	3287	3470	3653

- Touch-up kit (TUK) and Owner's Guide included.
- L or R designates caddy installed side.
- Caddy includes one removable basket with handle, one basket without handle, swivel basket and 8 dividers.
- Bottom mounted full extension, Smart Stop slides.
- Caddy dimensions are 11″ wide x 20″ high x 18 1/2″ deep.
- Caddy is removable and portable.
- Caddy also available for field installation. See page S•14.

Door & Drawer Options

AF	AOMBWB	CC	CG	GAMD	IFHG	MD	PRMD	PTOWB	SHMD	SPLITDR	SPLITDRWS	TCP
			✓		✓	✓	✓			✓	✓	

End Panel Options

AUTH	CSFPE	EXBK	FFD	FL/FR	FPE	INTGE	IPE
✓	✓	✓	✓		✓	✓	✓

Custom Modification Options

ADD_SHLF	ADDTK	CBO	CCO	CFNTO	CFP	CFRMO	CHGDRW	CLIP	CMAT	CND	CSDGBK	DRT	DRWSEC	DRWTK	EX	EX_OL	FBFL	FD
		✓		✓		✓		✓		✓	✓			✓	✓	✓		

FDSRTBTM	FLUT	FTK	ID	IH	INVFRM	IW	LIGHT	MIP	OBRB	PFINBTMB	RD	RECTK	RECTK_6	RECTKFRT6	RH	ROSFLUT	RT
	✓	✓	✓	✓		✓		✓	✓		✓	✓	✓	✓	✓	✓	

RW	SBCADDY	SBCADDYSM	SCPDRW	SRT	STW	TD	TKP	TVR	UDBX	URT	VTK	WS	WTCD	WTKCUP	WTR
						✓	✓	✓			✓	✓			✓

Sink Base Cabinets

SINK BASE with TILT-OUT TRAY, 34 1/2″ HIGH, 24″ DEEP

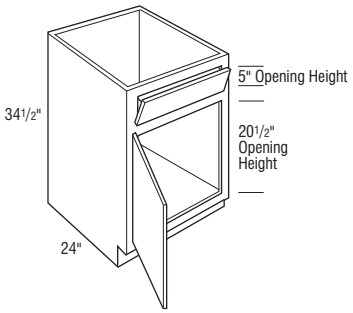

	Cubic Feet	1		2		3		4		5		6		7	
SB18ST L or R	10.8	1179		1233		1279		1338		1407		1529		1651	
SB21ST L or R	12.4	1213		1270		1310		1379		1442		1568		1694	
SB24ST L or R	14.1	1241		1297		1341		1409		1491		1614		1737	

- Touch-up kit (TUK) and Owner's Guide included.
- Increased Depths available in 1/4″ increments from 241/4″ to 30″.
- Reduced Depths available in 1/4″ increments from 6″ to 23 3/4″.
- One drawer front with one 1 11/16″ deep stainless steel Tilt-out Tray attached.

Door & Drawer Options

AF	AOMBWB	CC	CG	GAMD	IFHG	MD	PRMD	PTOWB	SHMD	SPLITDR	SPLITDRWS[1]	TCP
			✓	✓	✓	✓	✓		✓		✓	

End Panel Options

AUTH	CSFPE	EXBK	FFD	FL/FR	FPE	INTGE	IPE
✓	✓	✓	✓	✓	✓	✓	✓

Custom Modification Options

ADD_SHLF	ADDTK	CBO	CCO	CFNTO	CFP	CFRMO	CHGDRW	CLIP	CMAT	CND	CSDGBK	DRT	DRWSEC	DRWTK[1]	EX	EX_OL	FBFL	FD
		✓	✓	✓		✓		✓		✓	✓			✓	✓	✓		

FDSRTBTM	FLUT[2]	FTK	ID	IH	INVFRM	IW	LIGHT	MIP	OBRB	PFINBTMB	RD	RECTK	RECTK_6[3]	RECTKFRT6	RH	ROSFLUT	RT
	✓	✓	✓	✓				✓	✓		✓	✓	✓	✓	✓	✓	✓

RW	SBCADDY	SBCADDYSM	SCPDRW	SRT	STW	TD	TKP	TVR	UDBX	URT[1]	VTK	WS	WTCD	WTKCUP	WTR
	✓	✓				✓	✓	✓		✓	✓	✓			✓

[1] Only available on 24″ wide.
[2] 6″ fluting not available on 18″ or 21″ wide.
[3] 18″ wide can only be recessed in the front, back, and/or one side only.

IH/RH availability charts starting on page G•40.
IW/RW availability charts starting on page G•46.

SINK BASE with TILT-OUT TRAY, 34 1/2″ HIGH, 24″ DEEP

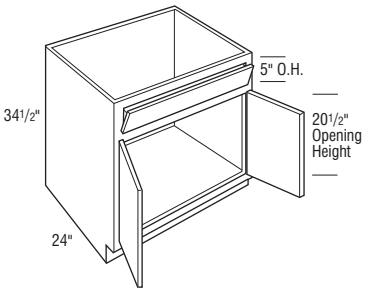

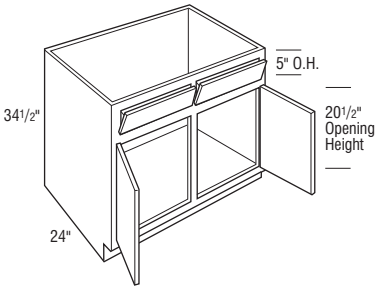

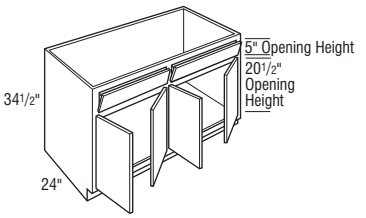

	Cubic Feet	1		2		3		4		5		6		7	
SB24ST	14.1	1529		1600		1637		1725		1826		1986		2146	
SB27ST	15.7	1609		1679		1741		1829		1922		2090		2258	
SB30ST	17.4	1794		1876		1940		2038		2150		2339		2528	
SB33ST	19.0	1834		1922		1983		2086		2197		2389		2581	
SB36ST	20.7	1886		1974		2035		2139		2255		2458		2661	
SB39ST	22.4	1914		2000		2074		2186		2304		2514		2724	
• One drawer front with one 1 11/16″ deep stainless steel Tilt-out Tray attached.															
SB42ST	24.0	1945		2037		2109		2223		2357		2574		2791	
SB45ST	25.7	2045		2139		2218		2337		2478		2704		2930	
SB48CSST	27.3	2111		2214		2291		2417		2559		2795		3031	
• Two drawer fronts with two 1 11/16″ deep stainless steel Tilt-out Trays attached.															
SB48ST	27.3	2259		2369		2451		2586		2738		2991		3244	

- Two sets of butt doors.
- Two drawer fronts with two 1 11/16″ deep stainless steel Tilt-out Trays attached.

Notes below apply to all products in section above:

- Touch-up kit (TUK) and Owner's Guide included.
- Increased Depths available in 1/4″ increments from 24 1/4″ to 30″.
- Reduced Depths available in 1/4″ increments from 6″ to 23 3/4″.

Door & Drawer Options

AF	AOMBWB	CC	CG	GAMD	IFHG	MD	PRMD[1]	PTOWB	SHMD	SPLITDR[2]	SPLITDRWS[3]	TCP
			✓	✓	✓	✓	✓		✓	✓	✓	

End Panel Options

AUTH	CSFPE	EXBK	FFD	FL/FR	FPE	INTGE	IPE
✓	✓	✓	✓	✓	✓	✓	✓

Custom Modification Options

ADD_SHLF	ADDTK	CBO	CCO	CFNTO	CFP	CFRMO	CHGDRW	CLIP[4]	CMAT[5]	CND	CSDGBK	DRT	DRWSEC	DRWTK[6]	EX	EX_OL	FBFL	FD
		✓		✓		✓		✓	✓	✓	✓			✓	✓	✓		

FDSRTBTM	FLUT[7]	FTK	ID	IH	INVFRM	IW	LIGHT	MIP	OBRB	PFINBTMB	RD	RECTK	RECTK_6	RECTKFRT6	RH	ROSFLUT	RT
	✓	✓	✓	✓				✓	✓		✓	✓	✓	✓	✓	✓	✓

RW	SBCADDY	SBCADDYSM	SCPDRW	SRT	STW	TD	TKP	TVR	UDBX	URT[8]	VTK	WS[1]	WTCD	WTKCUP	WTR
	✓	✓				✓	✓	✓		✓	✓	✓			✓

[1] Not available on 24″ wide.
[2] Not available on 42″-48″ wide.
[3] Not available on 24″ or 48″ wide.
[4] Not available on 24″ wide.
[5] Only available on 30″-36″ wide.
[6] Only available on 24″, 30″ and 36″ wide.
[7] 6″ fluting not available on 24″ wide.
[8] Not available on 39″-48″ wide.

Sink Base Cabinets

SINK BASE with TILT-OUT TRAY and CADDY, 34 1/2″ HIGH, 24″ DEEP

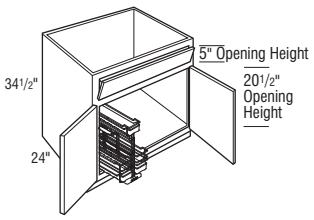

	Cubic Feet	1		2		3		4		5		6		7	
SB36STCDY L or R	20.7	3111		3199		3260		3364		3480		3683		3886	

- One drawer front with one 1 11/16″ deep stainless steel Tilt-out Tray attached.
- Touch-up kit (TUK) and Owner's Guide included.
- L or R designates caddy installed side.
- Caddy includes one removable basket with handle, one basket without handle, swivel basket and 8 dividers.
- Bottom mounted full extension, Smart Stop slides.
- Caddy dimensions are 11″ wide x 20″ high x 18 1/2″ deep.
- Caddy is removable and portable.
- Caddy also available for field installation. See page S•14.

Door & Drawer Options

AF	AOMBWB	CC	CG	GAMD	IFHG	MD	PRMD	PTOWB	SHMD	SPLITDR	SPLITDRWS	TCP
			✓		✓	✓	✓			✓	✓	

End Panel Options

AUTH	CSFPE	EXBK	FFD	FL/FR	FPE	INTGE	IPE
✓	✓	✓	✓		✓	✓	✓

Custom Modification Options

ADD_SHLF	ADDTK	CBO	CCO	CFNTO	CFP	CFRMO	CHGDRW	CLIP	CMAT	CND	CSDGBK	DRT	DRWSEC	DRWTK	EX	EX_OL	FBFL	FD
		✓		✓		✓		✓		✓	✓			✓	✓	✓		

FDSRTBTM	FLUT	FTK	ID	IH	INVFRM	IW	LIGHT	MIP	OBRB	PFINBTMB	RD	RECTK	RECTK_6	RECTKFRT6	RH	ROSFLUT	RT
	✓	✓	✓	✓				✓	✓		✓	✓	✓	✓	✓	✓	

RW	SBCADDY	SBCADDYSM	SCPDRW	SRT	STW	TD	TKP	TVR	UDBX	URT	VTK	WS	WTCD	WTKCUP	WTR
						✓	✓	✓		✓	✓	✓			✓

SINK BASE with TILT-OUT TRAYS and CABMAT™, 34/2″ HIGH, 24″ DEEP

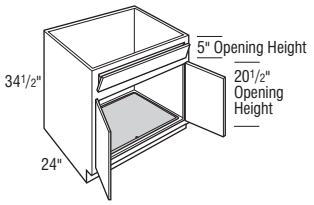

SB30STCM	53.6	2095		2177		2241		2340		2452		2640		2828	
SB33STCM	63.8	2136		2223		2284		2388		2498		2690		2882	
SB36STCM	70.4	2187		2276		2336		2441		2556		2759		2962	

- Touch-up kit (TUK) and Owner's Guide included.
- CabMat™ is designed to capture spills and is removable for cleaning.
- One drawer front with one 1 11/16″ deep stainless steel Tilt-out Tray attached.

	Liquid Capacity		Cabinet Size	
	Gallons	Liters	Width	Depth
SB30STCM	2.0	7.6	30″	24″
SB33STCM	2.4	9.0	33″	24″
SB36STCM	2.7	10.2	36″	24″

Door & Drawer Options

AF	AOMBWB	CC	CG	GAMD	IFHG	MD	PRMD	PTOWB	SHMD	SPLITDR	SPLITDRWS	TCP
			✓	✓	✓	✓	✓		✓	✓		

End Panel Options

AUTH	CSFPE	EXBK	FFD	FL/FR	FPE	INTGE	IPE
✓	✓	✓	✓	✓	✓	✓	✓

Custom Modification Options

ADD_SHLF	ADDTK	CBO	CCO	CFNTO	CFP	CFRMO	CHGDRW	CLIP	CMAT	CND	CSDGBK	DRT	DRWSEC	DRWTK	EX	EX_OL	FBFL	FD
		✓		✓		✓				✓	✓			✓	✓	✓		

FDSRTBTM	FLUT[1]	FTK	ID	IH	INVFRM	IW	LIGHT	MIP	OBRB	PFINBTMB	RD	RECTK	RECTK_6	RECTKFRT6	RH	ROSFLUT	RT[2]
	✓	✓	✓	✓		✓		✓	✓			✓	✓	✓	✓	✓	✓

RW	SBCADDY	SBCADDYSM	SCPDRW	SRT	STW	TD[2]	TKP	TVR	UDBX	URT	VTK	WS	WTCD	WTKCUP	WTR
						✓	✓				✓				✓

[1] Not available with 6″ fluting.
[2] Only available on 30″ wide.

IH/RH availability charts starting on page G•40.
IW/RW availability charts starting on page G•46.

SINK BASE, 34 1/2″ HIGH, 27″ DEEP

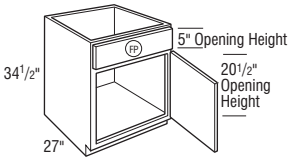

FP **False Panel**

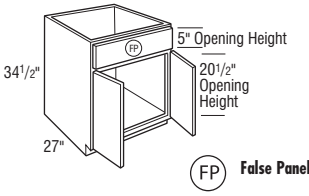

FP **False Panel**

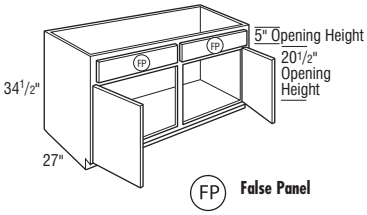

FP **False Panel**

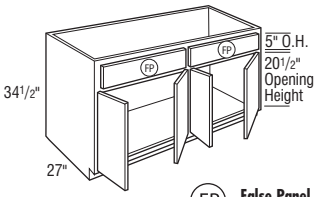

FP **False Panel**

	Cubic Feet	1		2		3		4		5		6		7	
SB243427 L or R	15.1	1165		1215		1261		1321		1393		1514		1635	
SB243427	15.1	1442		1509		1550		1630		1737		1881		2025	
SB273427	16.9	1556		1628		1687		1779		1853		2019		2185	
SB303427	18.7	1646		1721		1784		1875		1974		2149		2324	
SB333427	20.5	1690		1771		1832		1929		2031		2207		2383	
SB363427	22.3	1736		1816		1877		1977		2062		2245		2428	
SB393427	24.1	1760		1848		1908		2010		2118		2307		2496	
SB423427	25.9	1807		1888		1954		2059		2158		2351		2544	
SB453427	27.7	1894		1984		2052		2159		2275		2473		2671	
SB483427CS	29.5	1983		2074		2139		2256		2377		2585		2793	
SB483427	29.5	2181		2281		2353		2482		2615		2844		3073	

- Two sets of butt doors.

Notes below apply to all products in section above:

- Touch-up kit (TUK) and Owner's Guide included.
- Increased Depths available in 1/4″ increments from 27 1/4″ to 30″.
- Reduced Depths available in 1/4″ increments from 6″ to 26 3/4″.

Door & Drawer Options

AF	AOMBWB	CC	CG	GAMD	IFHG	MD	PRMD	PTOWB	SHMD	SPLITDR[1]	SPLITDRWS[2]	TCP
			✓		✓	✓	✓			✓	✓	

End Panel Options

AUTH	CSFPE	EXBK	FFD	FL/FR	FPE	INTGE	IPE
✓	✓	✓	✓		✓	✓	✓

Custom Modification Options

ADD_SHLF	ADDTK	CBO	CCO[3]	CFNTO	CFP	CFRMO	CHGDRW	CLIP	CMAT	CND	CSDGBK	DRT	DRWSEC	DRWTK[4]	EX	EX_OL	FBFL	FD
		✓	✓	✓		✓		✓		✓	✓			✓	✓	✓		

FDSRTBTM	FLUT[5]	FTK	ID	IH	INVFRM	IW[2]	LIGHT	MIP	OBRB	PFINBTMB	RD	RECTK	RECTK_6[6]	RECTKFRT6	RH	ROSFLUT[7]	RT
	✓	✓	✓	✓		✓		✓	✓		✓	✓	✓	✓	✓	✓	

RW	SBCADDY	SBCADDYSM	SCPDRW	SRT	STW	TD	TKP	TVR	UDBX	URT	VTK	WS[8]	WTCD	WTKCUP	WTR
	✓	✓				✓	✓	✓			✓	✓			✓

[1] Not available on 42″-48″ wide.
[2] Not available on 48″ wide.
[3] Not available on 24″ (1 door) wide.
[4] Not available on 24″ (1 door) or 39″-48″ wide.
[5] 6″ fluting and FLUT3B not available on 24″ wide.
[6] Not available on SB483427.
[7] ROSFLUT3B not available on 24″ wide.
[8] Not available on 24″ wide.

Sink Base Cabinets

SINK BASE with TILT-OUT TRAY, 34 1/2″ HIGH, 27″ DEEP

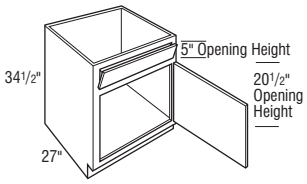

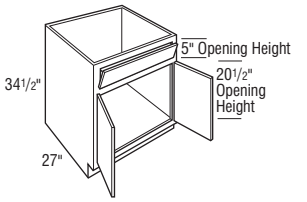

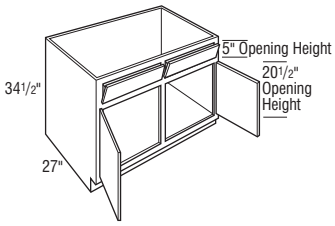

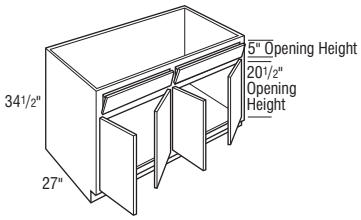

	Cubic Feet	1		2		3		4		5		6		7	
SB243427ST L or R	15.1	1241		1297		1341		1409		1491		1614		1737	
• One drawer front with one 1 11/16″ deep stainless steel Tilt-out Tray attached.															
SB243427ST	15.1	1529		1600		1637		1725		1826		1986		2146	
SB273427ST	16.9	1609		1679		1741		1829		1922		2090		2258	
SB303427ST	18.7	1794		1876		1940		2038		2150		2339		2528	
SB333427ST	20.5	1834		1922		1983		2086		2197		2389		2581	
SB363427ST	22.3	1886		1974		2035		2139		2255		2458		2661	
SB393427ST	24.1	1914		2000		2074		2186		2304		2514		2724	
• One drawer front with one 1 11/16″ deep stainless steel Tilt-out Tray attached.															
SB423427ST	25.9	1945		2037		2109		2223		2357		2574		2791	
SB453427ST	27.7	2045		2139		2218		2337		2478		2704		2930	
SB483427CSST	29.5	2111		2214		2291		2417		2559		2795		3031	
• Two drawer fronts with two 1 11/16″ deep stainless steel Tilt-out Trays attached.															
SB483427ST	29.5	2322		2435		2520		2659		2815		3075		3335	

- Two sets of butt doors.
- Two drawer fronts with two 1 11/16″ deep stainless steel Tilt-out Trays attached.

Notes below apply to all products in section above:

- Touch-up kit (TUK) and Owner's Guide included.
- Increased Depths available in 1/4″ increments from 27 1/4″ to 30″.
- Reduced Depths available in 1/4″ increments from 6″ to 26 3/4″.

Door & Drawer Options

AF	AOMBWB	CC	CG	GAMD	IFHG	MD	PRMD	PTOWB	SHMD	SPLITDR[1]	SPLITDRWS[2]	TCP
			✓		✓	✓	✓			✓	✓	

End Panel Options

AUTH	CSFPE	EXBK	FFD	FL/FR	FPE	INTGE	IPE
✓	✓	✓	✓		✓	✓	✓

Custom Modification Options

ADD_SHLF	ADDTK	CBO	CCO[3]	CFNTO	CFP	CFRMO	CHGDRW	CLIP[4]	CMAT	CND	CSDGBK	DRT	DRWSEC	DRWTK[5]	EX	EX_OL	FBFL	FD
		✓	✓	✓		✓		✓		✓	✓			✓	✓	✓		

FDSRTBTM	FLUT[6]	FTK	ID	IH	INVFRM	IW	LIGHT	MIP	OBRB	PFINBTMB	RD	RECTK	RECTK_6[7]	RECTKFRT6	RH	ROSFLUT	RT
	✓	✓	✓	✓				✓	✓		✓	✓	✓	✓	✓	✓	

RW	SBCADDY	SBCADDYSM	SCPDRW	SRT	STW	TD	TKP	TVR	UDBX	URT	VTK	WS[4]	WTCD	WTKCUP	WTR
	✓	✓				✓	✓	✓			✓	✓			✓

[1] Not available on 24″ (1 door) or 42″-48″ wide.
[2] Not available on 24″ (2 doors) or 48″ wide.
[3] Only available on 24″ (1 door) wide.
[4] Not available on 24″ (2 doors) wide.
[5] Not available on 39″-48″ wide.
[6] 6" fluting not available with 30″-39″ wide.
[7] Only available on 30″-48″ wide.

IH/RH availability charts starting on page G•40.
IW/RW availability charts starting on page G•46.

SINK BASE SUPERCABINET™, 34 1/2″ HIGH, 24″ DEEP

S

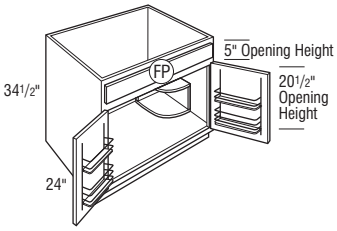

FP **False Panel**

	Cubic Feet	1		2		3		4		5		6		7	
SB30S	17.4	2454		2527		2590		2685		2781		2956		3131	
SB33S	19.0	2501		2576		2642		2735		2837		3010		3183	
SB36S	20.7	2542		2624		2688		2785		2868		3053		3238	

- Quarter Round Reversible Shelf for left or right applications included except when selected with the CabMat™ modification.
- Basket size on 30″ and 33″ door is 11 1/2″ W x 20 1/2″ H x 3 1/2″ D.
- Basket size on 36″ door is 14 1/2″ W x 20 1/2″ H x 3 1/2″ D.
- Touch-up kit (TUK) and Owner's Guide included.
- Door includes a two-tiered non-adjustable chrome rack with wood bottoms.
- Increased Depths available in 1/4″ increments from 24 1/4″ to 30″.
- Not available on Inset and Beaded Inset styles.

Door & Drawer Options

AF	AOMBWB	CC	CG	GAMD	IFHG	MD	PRMD	PTOWB	SHMD	SPLITDR	SPLITDRWS	TCP
											✓	

End Panel Options

AUTH	CSFPE	EXBK	FFD	FL/FR	FPE	INTGE	IPE
✓	✓	✓	✓	✓	✓	✓	

Custom Modification Options

ADD_SHLF	ADDTK	CBO	CCO	CFNTO	CFP	CFRMO	CHGDRW	CLIP[1]	CMAT	CND	CSDGBK	DRT	DRWSEC	DRWTK[2]	EX	EX_OL	FBFL	FD
		✓						✓	✓	✓	✓			✓	✓	✓		

FDSRTBTM	FLUT[3]	FTK	ID	IH[2]	INVFRM	IW	LIGHT	MIP	OBRB	PFINBTMB	RD	RECTK	RECTK_6	RECTKFRT6	RH[4]	ROSFLUT	RT
	✓	✓	✓	✓				✓	✓		✓	✓	✓	✓	✓	✓	

RW	SBCADDY	SBCADDYSM	SCPDRW	SRT	STW	TD	TKP	TVR	UDBX	URT	VTK	WS[5]	WTCD	WTKCUP	WTR
							✓	✓			✓	✓			✓

[1] Not available on 30″ wide.
[2] Not available on 33″ wide.
[3] 6″ fluting not available on 30″ wide.
[4] Only available on 30″ wide.
[5] Not available on 30″ wide. Not available on wide stile 1.5″ except wide stile both 1.5″.

SINK BASE SUPERCABINET™ with CADDY, 34 1/2″ HIGH, 24″ DEEP

S

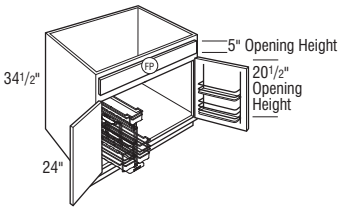

SB36SCDY L or R	20.7	3767		3849		3913		4010		4093		4278		4463	

- Touch-up kit (TUK) and Owner's Guide included.
- L or R designates caddy installed side.
- Caddy includes one removable basket with handle, one basket without handle, swivel basket and 8 dividers.
- Bottom mounted full extension, Smart Stop slides.
- Caddy dimensions are 11″ wide x 20″ high x 18 1/2″ deep.
- Caddy is removable and portable.
- Caddy also available for field installation. See page S•14.
- Door without caddy features a two-tiered non-adjustable chrome rack with wood bottoms.
- Basket size on door is 14 1/2″ W x 20 1/2″ H x 3 1/2″ D.
- Not available on Inset and Beaded Inset styles.

Door & Drawer Options

AF	AOMBWB	CC	CG	GAMD	IFHG	MD	PRMD	PTOWB	SHMD	SPLITDR	SPLITDRWS	TCP
											✓	

End Panel Options

AUTH	CSFPE	EXBK	FFD	FL/FR	FPE	INTGE	IPE
✓	✓	✓	✓		✓	✓	

Custom Modification Options

ADD_SHLF	ADDTK	CBO	CCO	CFNTO	CFP	CFRMO	CHGDRW	CLIP	CMAT	CND	CSDGBK	DRT	DRWSEC	DRWTK	EX	EX_OL	FBFL	FD
		✓						✓		✓	✓			✓	✓	✓		

FDSRTBTM	FLUT	FTK	ID	IH	INVFRM	IW	LIGHT	MIP	OBRB	PFINBTMB	RD	RECTK	RECTK_6	RECTKFRT6	RH	ROSFLUT	RT
	✓	✓	✓	✓				✓	✓		✓	✓	✓	✓		✓	

RW	SBCADDY	SBCADDYSM	SCPDRW	SRT	STW	TD	TKP	TVR	UDBX	URT	VTK	WS	WTCD	WTKCUP	WTR
							✓	✓			✓	✓			✓

Sink Base SuperCabinets™

SINK BASE SUPERCABINET™ with CABMAT™, 34 1/2″ HIGH, 24″ DEEP

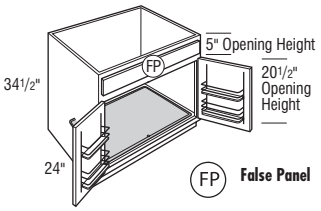

	Cubic Feet	1		2		3		4		5		6		7	
SB30SCM	53.6	2756		2828		2891		2987		3083		3258		3433	
SB33SCM	63.8	2802		2877		2944		3036		3138		3312		3486	
SB36SCM	70.4	2843		2925		2989		3087		3169		3355		3541	

- Both doors will have a chrome and wood two-tiered rack.
- Basket size on 30″ and 33″ door is 11 1/2″ W x 20 1/2″ H x 3 1/2″ D.
- Basket size on 36″ door is 14 1/2″ W x 20 1/2″ H x 3 1/2″ D.
- CabMat™ is designed to capture spills and is removable for cleaning.
- Touch-up kit (TUK) and Owner's Guide included.
- Not available on Inset and Beaded Inset styles.

	Liquid Capacity		Cabinet Size	
	Gallons	Liters	Width	Depth
SB30SCM	2.0	7.6	30″	24″
SB33SCM	2.4	9.0	33″	24″
SB36SCM	2.7	10.2	36″	24″

Door & Drawer Options

AF	AOMBWB	CC	CG	GAMD	IFHG	MD	PRMD	PTOWB	SHMD	SPLITDR	SPLITDRWS	TCP
											✓	

End Panel Options

AUTH	CSFPE	EXBK	FFD	FL/FR	FPE	INTGE	IPE
✓	✓	✓	✓	✓	✓	✓	

Custom Modification Options

ADD_SHLF	ADDTK	CBO	CCO	CFNTO	CFP	CFRMO	CHGDRW	CLIP	CMAT	CND	CSDGBK	DRT	DRWSEC	DRWTK	EX	EX_OL	FBFL	FD
		✓								✓	✓			✓	✓	✓		

FDSRTBTM	FLUT[1]	FTK	ID	IH	INVFRM	IW	LIGHT	MIP	OBRB	PFINBTMB	RD	RECTK	RECTK_6	RECTKFRT6	RH[2]	ROSFLUT	RT
	✓	✓	✓	✓				✓	✓			✓	✓	✓	✓	✓	

RW	SBCADDY	SBCADDYSM	SCPDRW	SRT	STW	TD	TKP	TVR	UDBX	URT	VTK	WS	WTCD	WTKCUP	WTR
							✓				✓				✓

[1] Not available with 6″ fluting.
[2] Only available on 30″ wide.

SINK BASE SUPERCABINET™ with TILT-OUT TRAY, 34 1/2″ HIGH, 24″ DEEP

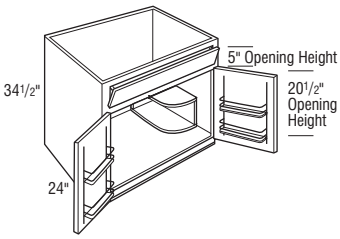

	Cubic Feet	1		2		3		4		5		6		7	
SB30STS	17.4	2599		2687		2747		2845		2957		3147		3337	
SB33STS	19.0	2644		2727		2790		2896		3004		3197		3390	
SB36STS	20.7	2695		2781		2842		2948		3062		3262		3462	

- Quarter Round Reversible Shelf for left or right applications included except when selected with the CabMat™ modification.
- Basket size on 36″ door is 14 1/2″ W x 20 1/2″ H x 3 1/2″ D.
- Basket size on 30″ and 33″ door is 11 1/2″ W x 20 1/2″ H x 3 1/2″ D.
- Touch-up kit (TUK) and Owner's Guide included.
- Door includes a two-tiered non-adjustable chrome rack with wood bottoms.
- Increased Depths available in 1/4″ increments from 24 1/4″ to 30″.
- Not available on Inset and Beaded Inset styles.
- One drawer front with one 1 11/16″ deep stainless steel Tilt-out Tray attached.

Door & Drawer Options

AF	AOMBWB	CC	CG	GAMD	IFHG	MD	PRMD	PTOWB	SHMD	SPLITDR	SPLITDRWS	TCP

End Panel Options

AUTH	CSFPE	EXBK	FFD	FL/FR	FPE	INTGE	IPE
✓	✓	✓	✓	✓	✓	✓	

Custom Modification Options

ADD_SHLF	ADDTK	CBO	CCO	CFNTO	CFP	CFRMO	CHGDRW	CLIP[1]	CMAT	CND	CSDGBK	DRT	DRWSEC	DRWTK[2]	EX	EX_OL	FBFL	FD
		✓						✓	✓	✓	✓			✓	✓	✓		

FDSRTBTM	FLUT[3]	FTK	ID	IH[2]	INVFRM	IW	LIGHT	MIP	OBRB	PFINBTMB	RD	RECTK	RECTK_6	RECTKFRT6	RH[4]	ROSFLUT	RW
	✓	✓	✓	✓				✓	✓		✓	✓	✓	✓	✓	✓	

RW	SBCADDY	SBCADDYSM	SCPDRW	SRT	STW	TD	TKP	TVR	UDBX	URT	VTK	WS[6]	WTCD	WTKCUP	WTR
							✓	✓			✓	✓			✓

[1] Not available on 30″ wide.
[2] Not available on 33″ wide.
[3] 6″ fluting not available on 30″ or 33″ wide.
[4] Only available on 30″ wide.
[5] Not available on 30″ wide. Not available on wide stile 1.5″ except wide stile both 1.5″.

IH/RH availability charts starting on page G•40.
IW/RW availability charts starting on page G•46.

SINK BASE SUPERCABINET™ with TILT-OUT TRAY and CADDY, 34 1/2″ HIGH, 24″ DEEP

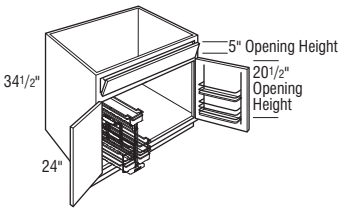

	Cubic Feet	1		2		3		4		5		6		7	
SB36STSCDY L or R	20.7	3920		4006		4067		4173		4287		4487		4687	

- Touch-up kit (TUK) and Owner's Guide included.
- One drawer front with one 1 11/16″ deep stainless steel Tilt-out Tray attached.
- L or R designates caddy installed side.
- Caddy includes one removable basket with handle, one basket without handle, swivel basket and 8 dividers.
- Bottom mounted full extension, Smart Stop slides.
- Caddy dimensions are 11″ wide x 20″ high x 18 1/2″ deep.
- Caddy is removable and portable.
- Caddy also available for field installation. See page S•14.
- Door without caddy features a two-tiered non-adjustable chrome rack with wood bottoms.
- Basket size on door is 14 1/2″ W x 20 1/2″ H x 3 1/2″ D.
- Not available on Inset and Beaded Inset styles.

Door & Drawer Options

AF	AOMBWB	CC	CG	GAMD	IFHG	MD	PRMD	PTOWB	SHMD	SPLITDR	SPLITDRWS	TCP

End Panel Options

AUTH	CSFPE	EXBK	FFD	FL/FR	FPE	INTGE	IPE
✓	✓	✓	✓		✓	✓	

Custom Modification Options

ADD_SHLF	ADDTK	CBO	CCO	CFNTO	CFP	CFRMO	CHGDRW	CLIP	CMAT	CND	CSDGBK	DRT	DRWSEC	DRWTK	EX	EX_OL	FBFL	FD
		✓						✓		✓	✓			✓	✓	✓		

FDSRTBTM	FLUT[1]	FTK	ID	IH	INVFRM	IW	LIGHT	MIP	OBRB	PFINBTMB	RD	RECTK	RECTK_6	RECTKFRT6	RH	ROSFLUT	RT
	✓	✓	✓	✓				✓	✓		✓	✓	✓	✓		✓	

RW	SBCADDY	SBCADDYSM	SCPDRW	SRT	STW	TD	TKP	TVR	UDBX	URT	VTK	WS	WTCD	WTKCUP	WTR
							✓	✓			✓	✓			✓

[1] 6″ fluting not available.

SINK BASE SUPERCABINET™ with TILT-OUT TRAYS and CABMAT™, 34/2″ HIGH, 24″ DEEP

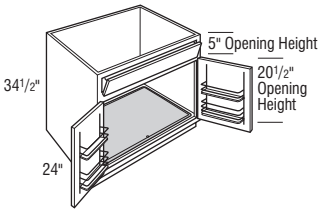

	Cubic Feet	1		2		3		4		5		6		7	
SB30STSCM	53.6	2901		2988		3048		3147		3259		3448		3637	
SB33STSCM	63.8	2945		3029		3091		3197		3305		3499		3693	
SB36STSCM	70.4	2997		3083		3143		3249		3363		3564		3765	

- Both doors will have a chrome and wood two-tiered rack.
- Basket size on 30″ and 33″ door is 11 1/2″ W x 20 1/2″ H x 3 1/2″ D.
- Basket size on 36″ door is 14 1/2″ W x 20 1/2″ H x 3 1/2″ D.
- CabMat™ is designed to capture spills and is removable for cleaning.
- Touch-up kit (TUK) and Owner's Guide included.
- One drawer front with one 1 11/16″ deep stainless steel Tilt-out Tray attached.
- Not available on Inset and Beaded Inset styles.

	Liquid Capacity		Cabinet Size	
	Gallons	Liters	Width	Depth
SB30STSCM	2.0	7.6	30″	24″
SB33STSCM	2.4	9.0	33″	24″
SB36STSCM	2.7	10.2	36″	24″

Door & Drawer Options

AF	AOMBWB	CC	CG	GAMD	IFHG	MD	PRMD	PTOWB	SHMD	SPLITDR	SPLITDRWS	TCP

End Panel Options

AUTH	CSFPE	EXBK	FFD	FL/FR	FPE	INTGE	IPE
✓	✓	✓	✓	✓	✓	✓	

Custom Modification Options

ADD_SHLF	ADDTK	CBO	CCO	CFNTO	CFP	CFRMO	CHGDRW	CLIP	CMAT	CND	CSDGBK	DRT	DRWSEC	DRWTK	EX	EX_OL	FBFL	FD
		✓								✓	✓			✓	✓	✓		

FDSRTBTM	FLUT[1]	FTK	ID	IH	INVFRM	IW	LIGHT	MIP	OBRB	PFINBTMB	RD	RECTK	RECTK_6	RECTKFRT6	RH	ROSFLUT	RT
	✓	✓	✓	✓				✓	✓			✓	✓	✓		✓	

RW	SBCADDY	SBCADDYSM	SCPDRW	SRT	STW	TD	TKP	TVR	UDBX	URT	VTK	WS	WTCD	WTKCUP	WTR
							✓				✓				✓

[1] Not available with 6″ fluting.

Country Sink Base Cabinets

COUNTRY SINK BASE CABINET, 34 1/2″ HIGH, 24″ DEEP

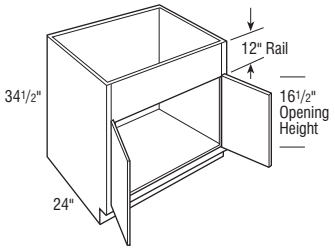

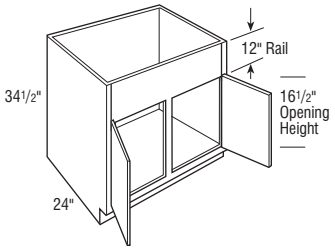

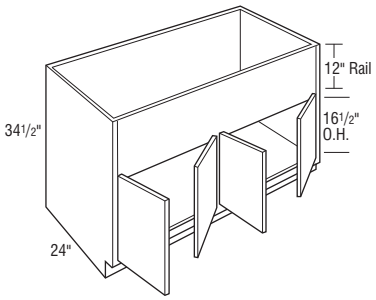

	Cubic Feet	1		2		3		4		5		6		7	
CNTYSB30	17.4	2049		2118		2182		2271		2379		2553		2727	
CNTYSB33	19.0	2107		2176		2239		2331		2438		2617		2796	
CNTYSB36	20.7	2165		2238		2303		2399		2500		2681		2862	
CNTYSB39	22.4	2252		2326		2389		2492		2598		2788		2978	
CNTYSB42	24.0	2272		2341		2412		2516		2619		2808		2997	
CNTYSB45	25.7	2464		2545		2618		2726		2842		3047		3252	
CNTYSB48CS	27.3	2486		2571		2646		2756		2869		3080		3291	
CNTYSB48	27.3	2735		2828		2911		3032		3156		3388		3620	

- Two sets of butt doors.

Notes below apply to all products in section above:

- Top rail can be trimmed up to 10 1/2″.
- Touch-up kit (TUK) and Owner's Guide Included.
- Increased Depths available in 1/4″ increments from 24 1/4″ to 30″.
- Reduced Depths available in 1/4″ increments from 6″ to 23 3/4″.

Door & Drawer Options

AF	AOMBWB	CC	CG	GAMD	IFHG	MD	PRMD	PTOWB	SHMD	SPLITDR[1]	SPLITDRWS	TCP
			✓	✓	✓	✓	✓		✓	✓		

End Panel Options

AUTH	CSFPE	EXBK	FFD	FL/FR	FPE	INTGE	IPE
✓	✓	✓		✓	✓	✓	✓

Custom Modification Options

ADD_SHLF	ADDTK	CBO	CCO	CFNTO	CFP	CFRMO	CHGDRW	CLIP	CMAT[2]	CND	CSDGBK	DRT	DRWSEC	DRWTK[3]	EX	EX_OL	FBFL	FD
		✓		✓		✓		✓	✓	✓	✓			✓	✓	✓		

FDSRTBTM	FLUT	FTK	ID	IH	INVFRM	IW[4]	LIGHT	MIP	OBRB	PFINBTMB	RD	RECTK	RECTK_6	RECTKFRT6	RH	ROSFLUT	RT[5]
	✓	✓	✓	✓		✓		✓	✓		✓	✓	✓	✓	✓	✓	✓

RW	SBCADDY	SBCADDYSM	SCPDRW	SRT	STW	TD	TKP	TVR	UDBX	URT[2]	VTK	WS	WTCD	WTKCUP	WTR
	✓	✓				✓	✓			✓	✓	✓			

[1] Not available on 42″-48″ wide.
[2] Not available on 39″-48″ wide.
[3] Only available on 30″ and 36″ wide.
[4] Not available on 48″ wide.
[5] Not available on 45″ wide.

IH/RH availability charts starting on page G•40.
IW/RW availability charts starting on page G•46.

COUNTRY SINK BASE with CABMAT™, 34 1/2″ HIGH, 24″ DEEP

S

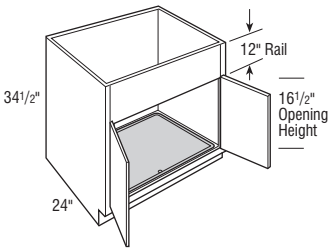

	Cubic Feet	1	2	3	4	5	6	7
CNTYSB30CM	53.6	2351	2420	2484	2572	2681	2854	3027
CNTYSB33CM	63.8	2409	2478	2540	2633	2740	2918	3096
CNTYSB36CM	70.4	2467	2539	2604	2700	2801	2982	3163

- 12″ top rail can be trimmed up to 10 1/2″.
- Touch-up kit (TUK) and Owner's Guide included.
- CabMat™ is designed to capture spills and is removable for cleaning.

	Liquid Capacity		Cabinet Size	
	Gallons	Liters	Width	Depth
CNTYSB30CM	2.0	7.6	30″	24″
CNTYSB33CM	2.4	9.0	33″	24″
CNTYSB36CM	2.7	10.2	36″	24″

Door & Drawer Options

AF	AOMBWB	CC	CG	GAMD	IFHG	MD	PRMD	PTOWB	SHMD	SPLITDR	SPLITDRWS	TCP
			✓	✓	✓	✓	✓		✓	✓		

End Panel Options

AUTH	CSFPE	EXBK	FFD	FL/FR	FPE	INTGE	IPE
✓	✓	✓		✓	✓	✓	✓

Custom Modification Options

ADD_SHLF	ADDTK	CBO	CCO	CFNTO	CFP	CFRMO	CHGDRW	CLIP	CMAT	CND	CSDGBK	DRT	DRWSEC	DRWTK	EX	EX_OL	FBFL	FD
		✓	✓	✓		✓				✓	✓			✓	✓	✓		

FDSRTBTM	FLUT[1]	FTK	ID	IH	INVFRM	IW	LIGHT	MIP	OBRB	PFINBTMB	RD	RECTK	RECTK_6	RECTKFRT6	RH	ROSFLUT	RT
	✓	✓	✓	✓		✓		✓	✓			✓	✓	✓	✓	✓	

RW	SBCADDY	SBCADDYSM	SCPDRW	SRT	STW	TD	TKP	TVR	UDBX	URT	VTK	WS	WTCD	WTKCUP	WTR
							✓				✓	✓			

[1] Not available with 6″ fluting.

Sink Base Cabinets with Drawer Below

SINK BASE with DRAWER BELOW, 34 1/2″ HIGH, 24″ DEEP

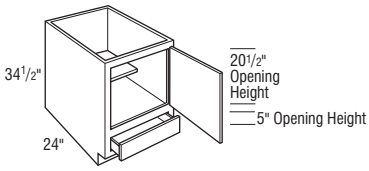

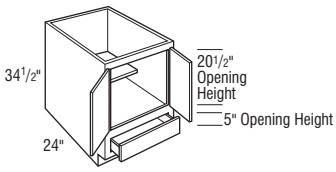

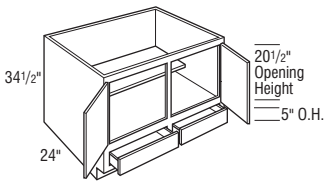

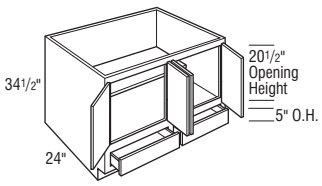

	Cubic Feet	1		2		3		4		5		6		7	
SB24D L or R	14.1	1215		1272		1315		1389		1457		1586		1715	
SB24D	14.1	1506		1578		1624		1712		1818		1988		2158	
SB27D	15.7	1668		1752		1815		1914		2015		2206		2397	
SB30D	17.4	1725		1810		1870		1977		2074		2272		2470	
SB33D	19.0	1771		1858		1926		2033		2134		2331		2528	
SB36D	20.7	1818		1908		1977		2086		2195		2398		2601	
SB39D	22.4	1854		1946		2014		2128		2235		2439		2643	
SB42D	24.0	1907		1998		2070		2187		2305		2514		2723	
SB45D	25.7	2010		2109		2187		2309		2430		2656		2882	
SB48DCS	27.3	2097		2197		2276		2406		2530		2765		3000	
SB48D	27.3	2307		2417		2504		2647		2783		3042		3301	

- Two sets of butt doors.

Notes below apply to all products in section above:

- Touch-up kit (TUK) and Owner's Guide included.
- Face frame opening height is 21″.
- Face frame opening height for drawer is 4 1/2″.
- One adjustable 15″ deep shelf.
- Drawer is below full cabinet floor.
- Verify that sink, garbage disposal, and plumbing fit opening.
- Plumbing going through floor will interfere with drawer operation, 2 1/8″ clearance from back of drawer to interior back of cabinet.

Door & Drawer Options

AF	AOMBWB	CC	CG	GAMD	IFHG	MD	PRMD	PTOWB	SHMD	SPLITDR[1]	SPLITDRWS[2]	TCP
			✓			✓	✓			✓	✓	

End Panel Options

AUTH	CSFPE	EXBK	FFD	FL/FR	FPE	INTGE	IPE
✓	✓	✓	✓		✓	✓	

Custom Modification Options

ADD_SHLF	ADDTK	CBO	CCO	CFNTO	CFP	CFRMO	CHGDRW	CLIP[3]	CMAT[4]	CND	CSDGBK	DRT	DRWSEC[5]	DRWTK[6]	EX	EX_OL	FBFL	FD
		✓	✓	✓	✓	✓		✓	✓	✓	✓		✓	✓	✓	✓		✓

FDSRTBTM	FLUT[7]	FTK	ID	IH	INVFRM	IW[8]	LIGHT	MIP	OBRB	PFINBTMB	RD	RECTK	RECTK_6	RECTKFRT6	RH	ROSFLUT	RT
✓	✓	✓	✓	✓		✓		✓	✓		✓	✓	✓	✓	✓	✓	✓

RW	SBCADDY	SBCADDYSM	SCPDRW	SRT	STW	TD	TKP	TVR[9]	UDBX[2]	URT	VTK	WS[3]	WTCD[10]	WTKCUP[11]	WTR
	✓	✓	✓			✓	✓	✓	✓		✓	✓	✓	✓	✓

[1] Not available on 24″ (1 door) or 42″-48″ wide.
[2] Not available on 42″-48″ wide.
[3] Not available on 24″ (2 doors) wide.
[4] Only available on 30″-36″ wide.
[5] Only available on 24″, 42″ and 48″ wide.
[6] Not available on 39″-48″ wide.
[7] 6" fluting not available on 24″ (2 doors) wide.
[8] Not available on 24″ or 48″ wide.
[9] Not available on 24″ (2 doors) or 27″ wide. TVRAV and style B-L not available on 42″ or 45″ wide.
[10] Only available on 30″ and 36″ wide.
[11] Only available on 24″ (1 door) and 36″ wide.

IH/RH availability charts starting on page G•40.
IW/RW availability charts starting on page G•46.

BASE DISHWASHER CABINET, 40 1/2″ or 46 1/2″ HIGH, 24″ DEEP

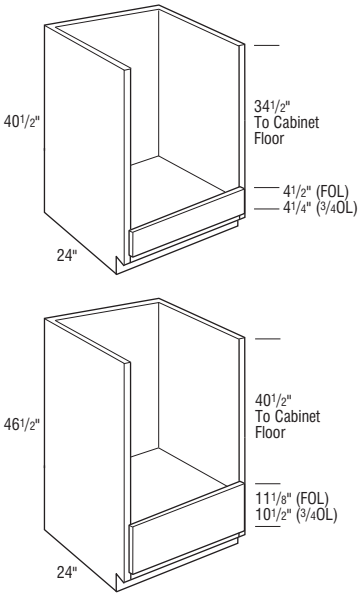

	Cubic Feet	1		2		3		4		5		6		7	
BDW2740	18.4	1357		1422		1460		1522		1737		1890		2043	
BDW2748	21.0	1400		1466		1506		1567		1789		1947		2105	

Notes below apply to all products in section above:

- Drawer front is a false front.
- Increased Depths available in 1/4″ increments from 24 1/4″ to 30″.
- Reduced Depths available in 1/4″ increments from 6″ to 23 3/4″.

Door & Drawer Options

AF	AOMBWB	CC	CG	GAMD	IFHG	MD	PRMD	PTOWB	SHMD	SPLITDR	SPLITDRWS	TCP

End Panel Options

AUTH	CSFPE	EXBK	FFD	FL/FR	FPE	INTGE	IPE
✓	✓			✓	✓	✓	✓

Custom Modification Options

ADD_SHLF	ADDTK	CBO	CCO	CFNTO	CFP	CFRMO	CHGDRW	CLIP	CMAT	CND	CSDGBK	DRT	DRWSEC	DRWTK	EX	EX_OL	FBFL	FD
								✓			✓				✓	✓		

FDSRTBTM	FLUT	FTK	ID	IH	INVFRM	IW	LIGHT	MIP	OBRB	PFINBTMB	RD	RECTK	RECTK_6	RECTKFRT6	RH	ROSFLUT	RW
			✓					✓			✓						

RW	SBCADDY	SBCADDYSM	SCPDRW	SRT	STW	TD	TKP	TVR	UDBX	URT	VTK	WS	WTCD	WTKCUP	WTR
												✓			

SINK FRONT, 34 1/2″ HIGH

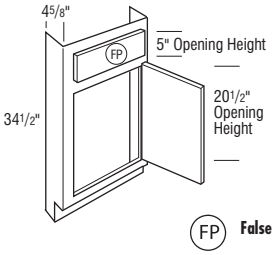

FP **False Panel**

	Cubic Feet	1		2		3		4		5		6		7	
SF18 L or R	2.9	843		878		912		963		1010		1108		1206	

- Floor included.

Door & Drawer Options

AF	AOMBWB	CC	CG	GAMD	IFHG	MD	PRMD	PTOWB	SHMD	SPLITDR	SPLITDRWS	TCP
			✓	✓	✓	✓	✓		✓			

End Panel Options

AUTH	CSFPE	EXBK	FFD	FL/FR	FPE	INTGE	IPE

Custom Modification Options

ADD_SHLF	ADDTK	CBO	CCO	CFNTO	CFP	CFRMO	CHGDRW	CLIP	CMAT	CND	CSDGBK	DRT	DRWSEC	DRWTK	EX	EX_OL	FBFL	FD
															✓	✓		

FDSRTBTM	FLUT[1]	FTK	ID	IH	INVFRM	IW	LIGHT	MIP	OBRB	PFINBTMB	RD	RECTK	RECTK_6	RECTKFRT6	RH	ROSFLUT	RT
	✓	✓		✓				✓	✓						✓	✓	

RW	SBCADDY	SBCADDYSM	SCPDRW	SRT	STW	TD	TKP	TVR	UDBX	URT	VTK	WS	WTCD	WTKCUP	WTR
								✓			✓	✓			✓

[1] Not available with 6″ fluting.

Sink Fronts

SINK FRONT, 34 1/2″ HIGH

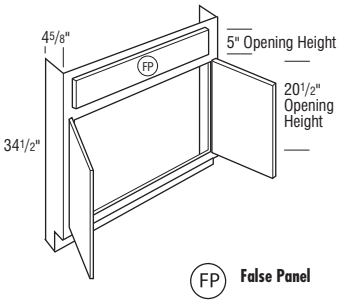

FP **False Panel**

	Cubic Feet	1		2		3		4		5		6		7	
SF24	3.8	1147		1203		1247		1290		1385		1497		1609	
SF30	4.7	1242		1303		1348		1422		1512		1651		1790	
SF36	5.6	1288		1348		1397		1468		1557		1703		1849	

- Floor included.

Door & Drawer Options

AF	AOMBWB	CC	CG	GAMD	IFHG	MD	PRMD[1]	PTOWB	SHMD	SPLITDR[1]	SPLITDRWS[1]	TCP
			✓	✓	✓	✓	✓		✓	✓	✓	

End Panel Options

AUTH	CSFPE	EXBK	FFD	FL/FR	FPE	INTGE	IPE

Custom Modification Options

ADD_SHLF	ADDTK	CBO	CCO	CFNTO	CFP	CFRMO	CHGDRW	CLIP	CMAT	CND	CSDGBK	DRT	DRWSEC	DRWTK	EX	EX_OL	FBFL	FD
															✓	✓		

FDSRTBTM	FLUT[2]	FTK	ID	IH	INVFRM	IW	LIGHT	MIP	OBRB	PFINBTMB	RD	RECTK	RECTK_6	RECTKFRT6	RH	ROSFLUT	RT
	✓	✓		✓				✓	✓						✓	✓	

RW	SBCADDY	SBCADDYSM	SCPDRW	SRT	STW	TD	TKP	TVR	UDBX	URT	VTK	WS	WTCD	WTKCUP	WTR
								✓			✓	✓			✓

[1] Not available on 24″ wide.
[2] Not available with 6″ fluting.

SINK FRONT BOTTOM, 23 1/16″ DEEP, 48″ WIDE

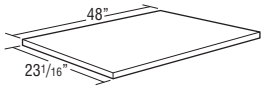

	Cubic Feet	1		2		3		4		5		6		7	
SFB48	0.3	60		60		60		60		60		60		60	

- 1/2″ thick.
- Trimmable.
- Sink Front Bottoms are designed for use with Sink Bases ordered with CFNTO modification.

Modifications Are Not Available

ANGLED CORNER SINK FRONT BOTTOM, 36″, 39″, or 42″ DEEP

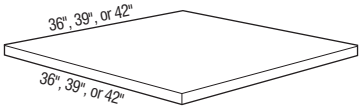

	Cubic Feet	1		2		3		4		5		6		7	
ACSFB36	0.4	133		133		133		133		133		133		133	
ACSFB39	0.4	149		149		149		149		149		149		149	
ACSFB42	0.5	159		159		159		159		159		159		159	

- 1/2″ thick.
- Angled Corner Sink Front Bottoms are designed for use with Angled Corner Sink Fronts.

Modifications Are Not Available

IH/RH availability charts starting on page G•40.
IW/RW availability charts starting on page G•46.

ANGLED CORNER SINK BASE, 34 1/2″ HIGH

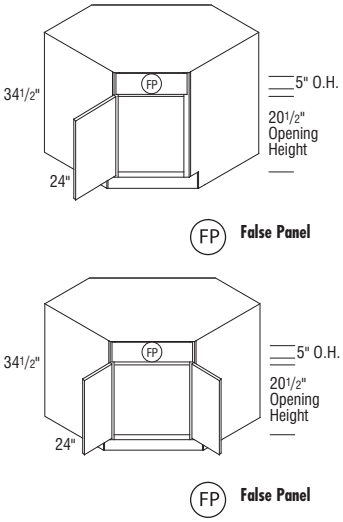

	Cubic Feet	1	2	3	4	5	6	7
ACS36 L or R	30.1	2753	2885	2979	3142	3317	3617	3917
ACS39 L or R	35.0	2887	3026	3126	3294	3475	3786	4097
ACS42	40.3	3029	3171	3280	3452	3643	3973	4303

Notes below apply to all products in section above:

- Touch-up kit (TUK) and Owner's Guide included.

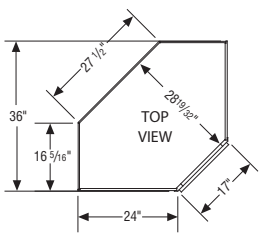

36″ Shown

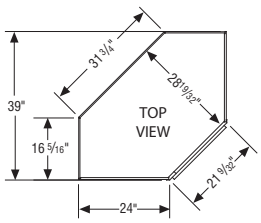

39″ Shown

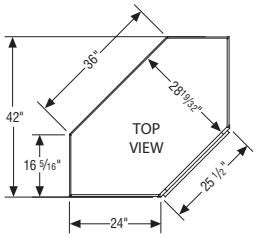

42″ Shown

Door & Drawer Options

AF	AOMBWB	CC	CG	GAMD	IFHG	MD	PRMD	PTOWB	SHMD	SPLITDR	SPLITDRWS	TCP
			✓	✓	✓	✓	✓		✓			

End Panel Options

AUTH[1]	CSFPE	EXBK	FFD	FL/FR	FPE	INTGE	IPE
✓	✓			✓	✓		

Custom Modification Options

ADD_SHLF	ADDTK	CBO	CCO	CFNTO	CFP	CFRMO	CHGDRW	CLIP	CMAT	CND	CSDGBK	DRT	DRWSEC	DRWTK	EX	EX_OL	FBFL	FD
		✓		✓		✓				✓								

FDSRTBTM	FLUT	FTK	ID	IH	INVFRM	IW	LIGHT	MIP	OBRB	PFINBTMB	RD	RECTK	RECTK_6	RECTKFRT6	RH	ROSFLUT	RT
		✓		✓				✓	✓			✓			✓		

RW	SBCADDY	SBCADDYSM	SCPDRW	SRT	STW	TD	TKP	TVR	UDBX	URT	VTK	WS	WTCD	WTKCUP	WTR
							✓				✓				✓

[1] Not available on authentic flush ends both.

Angled Corner Sink Base Cabinets

ANGLED CORNER SINK BASE with TILT-OUT TRAY, 34 1/2″ HIGH, 24″ DEEP

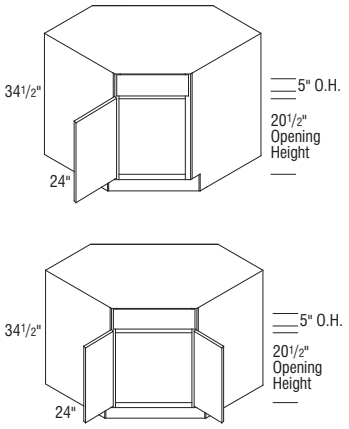

	Cubic Feet	1		2		3		4		5		6		7	
ACS36ST L or R	30.1	2941		3067		3169		3326		3499		3800		4101	
ACS39ST L or R	35.0	3073		3211		3315		3481		3661		3975		4289	
ACS42ST	40.3	3213		3357		3464		3639		3830		4159		4488	

Notes below apply to all products in section above:

- Touch-up kit (TUK) and Owner's Guide included.
- One drawer front with one 1 11/16″ deep stainless steel Tilt-out Tray attached.

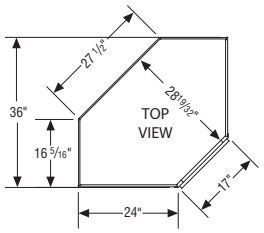

36″ Shown

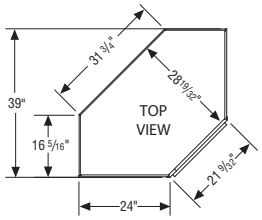

39″ Shown

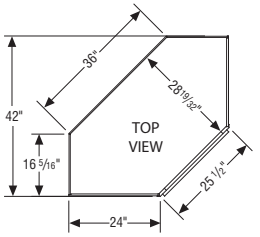

42″ Shown

Door & Drawer Options

AF	AOMBWB	CC	CG	GAMD	IFHG	MD	PRMD	PTOWB	SHMD	SPLITDR	SPLITDRWS	TCP
			✓	✓	✓	✓	✓		✓			

End Panel Options

AUTH[1]	CSFPE	EXBK	FFD	FL/FR	FPE	INTGE	IPE
✓	✓			✓	✓		

Custom Modification Options

ADD_SHLF	ADDTK	CBO	CCO	CFNTO	CFP	CFRMO	CHGDRW	CLIP	CMAT	CND	CSDGBK	DRT	DRWSEC	DRWTK	EX	EX_OL	FBFL	FD
		✓		✓		✓				✓								

FDSRTBTM	FLUT	FTK	ID	IH	INVFRM	IW	LIGHT	MIP	OBRB	PFINBTMB	RD	RECTK	RECTK_6	RECTKFRT6	RH	ROSFLUT	RT
		✓		✓				✓	✓			✓			✓		

RW	SBCADDY	SBCADDYSM	SCPDRW	SRT	STW	TD	TKP	TVR	UDBX	URT	VTK	WS	WTCD	WTKCUP	WTR
							✓				✓				✓

[1] Not available on authentic flush ends both.

IH/RH availability charts starting on page G•40.
IW/RW availability charts starting on page G•46.

ANGLED CORNER SINK FRONT, 34 1/2″ HIGH

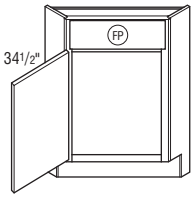

FP **False Panel**

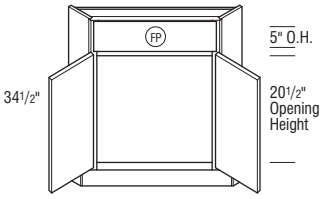

FP **False Panel**

	Cubic Feet	1		2		3		4		5		6		7	
ACSF36 L or R	2.9	1276		1329		1370		1441		1517		1653		1789	
ACSF39 L or R	3.6	1338		1399		1439		1517		1581		1717		1853	
ACSF42	4.2	1401		1464		1517		1586		1667		1811		1955	

Notes below apply to all products in section above:

- Floor included and packed separately.
- Touch-up kit (TUK) and Owner's Guide included.

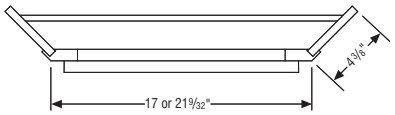

36″ or 39″ Top View

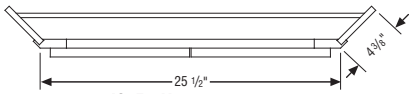

42″ Top View

Door & Drawer Options

AF	AOMBWB	CC	CG	GAMD	IFHG	MD	PRMD	PTOWB	SHMD	SPLITDR[1]	SPLITDRWS[1]	TCP
			✓	✓	✓	✓	✓		✓	✓	✓	

End Panel Options

AUTH	CSFPE	EXBK	FFD	FL/FR	FPE	INTGE	IPE

Custom Modification Options

ADD_SHLF	ADDTK	CBO	CCO	CFNTO	CFP	CFRMO	CHGDRW	CLIP	CMAT	CND	CSDGBK	DRT	DRWSEC	DRWTK	EX	EX_OL	FBFL	FD
										✓								

FDSRTBTM	FLUT	FTK	ID	IH	INVFRM	IW	LIGHT	MIP	OBRB	PFINBTMB	RD	RECTK	RECTK_6	RECTKFRT6	RH	ROSFLUT	RT
		✓		✓				✓	✓						✓		

RW	SBCADDY	SBCADDYSM	SCPDRW	SRT	STW	TD	TKP	TVR	UDBX	URT	VTK	WS	WTCD	WTKCUP	WTR
											✓				✓

[1] Only available on 42″ wide.

TWO DRAWER BASE, DROP-IN RANGE, 34 1/2″ HIGH, 24″ DEEP

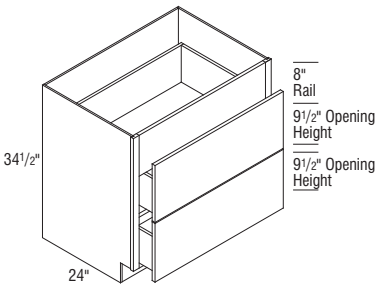

	Cubic Feet	1		2		3		4		5		6		7	
2DB30DR	17.4	2977		3121		3232		3406		3608		3940		4272	
2DB36DR	20.7	3112		3261		3378		3561		3770		4119		4468	

- 8″ panel can be trimmed up to 6 1/2″.
- Reduced Depths available in 1/4″ increments from 12″ to 23 3/4″.

Door & Drawer Options

AF	AOMBWB	CC	CG	GAMD	IFHG	MD	PRMD	PTOWB	SHMD	SPLITDR	SPLITDRWS	TCP

End Panel Options

AUTH	CSFPE	EXBK	FFD	FL/FR	FPE	INTGE	IPE
✓	✓	✓		✓	✓	✓	✓

Custom Modification Options

ADD_SHLF	ADDTK	CBO	CCO	CFNTO	CFP	CFRMO	CHGDRW	CLIP	CMAT	CND	CSDGBK	DRT	DRWSEC	DRWTK	EX	EX_OL	FBFL	FD
		✓	✓	✓		✓		✓			✓			✓	✓	✓		

FDSRTBTM	FLUT[1]	FTK	ID	IH	INVFRM	IW[2]	LIGHT	MIP	OBRB	PFINBTMB	RD	RECTK	RECTK_6	RECTKFRT6	RH	ROSFLUT	RT
	✓	✓		✓		✓		✓	✓		✓	✓	✓	✓		✓	

RW[2]	SBCADDY	SBCADDYSM	SCPDRW	SRT	STW	TD	TKP	TVR	UDBX	URT	VTK	WS	WTCD	WTKCUP	WTR
✓							✓		✓		✓	✓			✓

[1] 6″ fluting both not available on 30″ wide.
[2] Only available on 36″ wide.

Drop-in Range Bases

TWO DRAWER BASE with REDUCED DRAWERS, DROP-IN RANGE, 34 1/2″ HIGH, 24″ DEEP

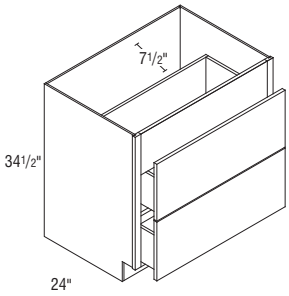

	Cubic Feet	1		2		3		4		5		6		7	
2DB30RDR	17.4	2977		3121		3232		3406		3608		3940		4272	
2DB36RDR	20.7	3112		3261		3378		3561		3770		4119		4468	

- 8″ panel can be trimmed up to 6 1/2″.
- Drawers are reduced 6″ to allow for proper range installation. Clearance dimension is 7 1/2″.

Door & Drawer Options

AF	AOMBWB	CC	CG	GAMD	IFHG	MD	PRMD	PTOWB	SHMD	SPLITDR	SPLITDRWS	TCP

End Panel Options

AUTH	CSFPE	EXBK	FFD	FL/FR	FPE	INTGE	IPE
✓	✓	✓		✓	✓		

Custom Modification Options

ADD_SHLF	ADDTK	CBO	CCO	CFNTO	CFP	CFRMO	CHGDRW	CLIP	CMAT	CND	CSDGBK	DRT	DRWSEC	DRWTK	EX	EX_OL	FBFL	FD
		✓	✓	✓		✓					✓			✓	✓	✓		

FDSRTBTM	FLUT[1]	FTK	ID	IH	INVFRM	IW[2]	LIGHT	MIP	OBRB	PFINBTMB	RD	RECTK	RECTK_6	RECTKFRT6	RH	ROSFLUT[3]	RT
	✓	✓		✓		✓		✓	✓			✓	✓	✓		✓	

RW[2]	SBCADDY	SBCADDYSM	SCPDRW	SRT	STW	TD	TKP	TVR	UDBX	URT	VTK	WS	WTCD	WTKCUP	WTR
✓							✓				✓				✓

[1] Fluting both 3″ not available on 36″ wide. Not available with 6″ fluting.
[2] Only available on 36″ wide.
[3] Fluting both not available on 36″ wide.

BASE, DROP-IN RANGE, 34 1/2″ HIGH, 24″ DEEP

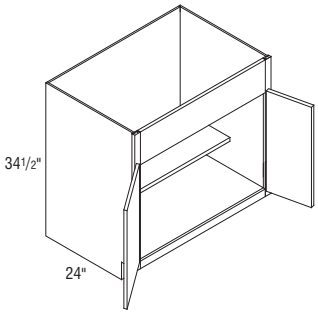

B30DR	17.4	1896	1989	2056	2172	2281	2500	2719
B33DR	19.0	1947	2044	2114	2234	2349	2570	2791
B36DR	20.7	1998	2099	2172	2296	2416	2640	2864
B39DR	22.4	2138	2246	2324	2457	2585	2825	3065

- One adjustable 15″ deep shelf.
- 8″ panel can be trimmed up to 6 1/2″.
- Increased Depths available in 1/4″ increments from 24 1/4″ to 30″.
- Reduced Depths available in 1/4″ increments from 6″ to 23 3/4″.

Door & Drawer Options

AF	AOMBWB	CC	CG	GAMD	IFHG	MD	PRMD	PTOWB	SHMD	SPLITDR	SPLITDRWS	TCP
			✓	✓	✓	✓	✓		✓	✓		

End Panel Options

AUTH	CSFPE	EXBK	FFD	FL/FR	FPE	INTGE	IPE
✓	✓	✓	✓	✓	✓	✓	✓

Custom Modification Options

ADD_SHLF	ADDTK	CBO	CCO	CFNTO	CFP	CFRMO	CHGDRW	CLIP	CMAT	CND	CSDGBK	DRT	DRWSEC	DRWTK	EX	EX_OL	FBFL	FD
		✓	✓	✓		✓		✓		✓	✓			✓	✓	✓		✓

FDSRTBTM	FLUT	FTK	ID	IH	INVFRM	IW[1]	LIGHT	MIP	OBRB	PFINBTMB	RD	RECTK	RECTK_6	RECTKFRT6	RH	ROSFLUT	RT
	✓	✓	✓	✓		✓		✓	✓		✓	✓	✓	✓		✓	

RW[1]	SBCADDY	SBCADDYSM	SCPDRW	SRT	STW	TD	TKP	TVR	UDBX	URT	VTK	WS	WTCD	WTKCUP	WTR
✓						✓	✓	✓			✓	✓			✓

[1] Only available on 36″ wide.

IH/RH availability charts starting on page G•40.
IW/RW availability charts starting on page G•46.

BASE with REDUCED DEPTH ROLL TRAYS, DROP-IN RANGE, 34 1/2″ HIGH, 24″ DEEP

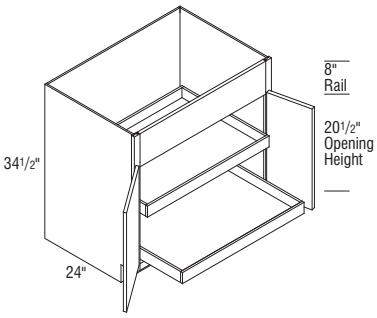

	Cubic Feet	1	2	3	4	5	6	7
B30RTDR	17.4	2676	2768	2831	2951	3061	3277	3493
B36RTDR	20.7	2777	2877	2951	3071	3195	3417	3639

- 8″ panel can be trimmed up to 6 1/2″.
- Contains two easily adjustable roll trays.
- Reduced Depths available in 1/4″ increments from 12″ to 23 3/4″.

Door & Drawer Options

AF	AOMBWB	CC	CG	GAMD	IFHG	MD	PRMD	PTOWB	SHMD	SPLITDR	SPLITDRWS	TCP
			✓	✓	✓	✓	✓		✓			

End Panel Options

AUTH	CSFPE	EXBK	FFD	FL/FR	FPE	INTGE	IPE
✓	✓	✓		✓	✓	✓	✓

Custom Modification Options

ADD_SHLF	ADDTK	CBO	CCO	CFNTO	CFP	CFRMO	CHGDRW	CLIP	CMAT	CND	CSDGBK	DRT	DRWSEC	DRWTK	EX	EX_OL	FBFL	FD
		✓		✓		✓		✓		✓	✓			✓	✓	✓		

FDSRTBTM	FLUT	FTK	ID	IH	INVFRM	IW	LIGHT	MIP	OBRB	PFINBTMB	RD	RECTK	RECTK_6	RECTKFRT6	RH	ROSFLUT	RT
	✓	✓		✓				✓	✓		✓	✓	✓	✓		✓	

RW[1]	SBCADDY	SBCADDYSM	SCPDRW	SRT	STW	TD	TKP	TVR[2]	UDBX	URT	VTK	WS	WTCD	WTKCUP	WTR
✓							✓	✓			✓	✓			✓

[1] Not available on 30″ wide. TVRAV and style B-L not available on 36″ wide.

BASE with ROLL TRAYS, DROP-IN RANGE, 34 1/2″ HIGH, 24″ DEEP

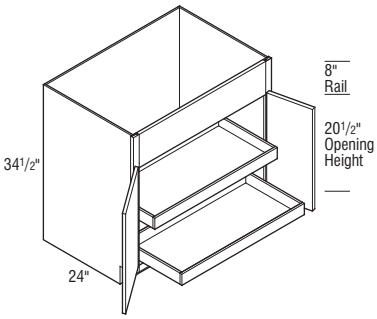

	Cubic Feet	1	2	3	4	5	6	7
B30RRTDR	17.4	2676	2768	2831	2951	3061	3277	3493
B36RRTDR	20.7	2777	2877	2951	3071	3195	3417	3639

- 8″ panel can be trimmed up to 6 1/2″.
- Roll trays are reduced 6″ to allow for proper range installation. Clearance dimension is 5 1/4″.
- Contains two easily adjustable roll trays.

Door & Drawer Options

AF	AOMBWB	CC	CG	GAMD	IFHG	MD	PRMD	PTOWB	SHMD	SPLITDR	SPLITDRWS	TCP
			✓	✓	✓	✓	✓		✓			

End Panel Options

AUTH	CSFPE	EXBK	FFD	FL/FR	FPE	INTGE	IPE
✓	✓	✓		✓	✓	✓	✓

Custom Modification Options

ADD_SHLF	ADDTK	CBO	CCO	CFNTO	CFP	CFRMO	CHGDRW	CLIP	CMAT	CND	CSDGBK	DRT	DRWSEC	DRWTK	EX	EX_OL	FBFL	FD
		✓		✓		✓				✓	✓			✓	✓	✓		

FDSRTBTM	FLUT[1]	FTK	ID	IH	INVFRM	IW	LIGHT	MIP	OBRB	PFINBTMB	RD	RECTK	RECTK_6	RECTKFRT6	RH	ROSFLUT	RT
	✓	✓	✓					✓	✓			✓	✓	✓		✓	

RW[2]	SBCADDY	SBCADDYSM	SCPDRW	SRT	STW	TD	TKP	TVR[3]	UDBX	URT	VTK	WS	WTCD	WTKCUP	WTR
✓							✓	✓			✓				✓

[1] Not available with 6″ fluting.
[2] Not available on 30″ wide.
[3] TVRAV and style B-L not available on 36″ wide.

Range Platform & Range Panel

RANGE PLATFORM with DRAWERS, 13 1/2″ HIGH, 24″ DEEP

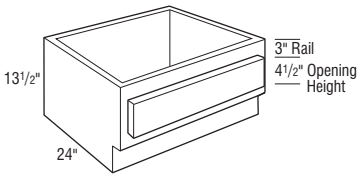

	Cubic Feet	1		2		3		4		5		6		7	
R21PD	5.2	1181		1242		1284		1351		1434		1565		1696	
R24PD	5.9	1212		1272		1315		1388		1468		1607		1746	
R27PD	6.6	1241		1302		1347		1416		1501		1644		1787	
R30PD	7.2	1261		1322		1369		1442		1527		1668		1809	
R33PD	7.9	1279		1343		1391		1464		1549		1691		1833	
R36PD	8.6	1316		1385		1433		1505		1598		1742		1886	

- Overall cabinet height must be specified: 13 1/2″, 15 1/2″, 18″, 19 1/2″, 20 1/2″ and 21 3/4″.
- Maintain 3″ rail above drawer for full overlay clearance.
- Reduced Depths available in 1/4″ increments is from 12″ to 23 3/4″.
- Drawer opening height must be specified: 4 1/2″, 6 1/2″, 9″, 10 1/2″, 11 1/2″, and 12 3/4″.

Door & Drawer Options

AF	AOMBWB	CC	CG	GAMD	IFHG	MD	PRMD	PTOWB	SHMD	SPLITDR	SPLITDRWS[1]	TCP
					✓						✓	

End Panel Options

AUTH[2]	CSFPE	EXBK	FFD	FL/FR	FPE	INTGE	IPE
✓	✓	✓		✓	✓	✓	✓

Custom Modification Options

ADD_SHLF	ADDTK	CBO	CCO	CFNTO	CFP	CFRMO	CHGDRW	CLIP	CMAT	CND	CSDGBK	DRT	DRWSEC	DRWTK	EX	EX_OL	FBFL	FD
		✓	✓	✓		✓		✓			✓				✓	✓		

FDSRTBTM	FLUT[3]	FTK	ID	IH	INVFRM	IW	LIGHT	MIP	OBRB	PFINBTMB	RD	RECTK	RECTK_6	RECTKFRT6	RH	ROSFLUT	RW
	✓	✓						✓	✓		✓	✓	✓	✓		✓	

RW	SBCADDY	SBCADDYSM	SCPDRW	SRT	STW	TD	TKP	TVR[4]	UDBX	URT	VTK	WS	WTCD	WTKCUP	WTR[4]
							✓	✓			✓	✓			✓

[1] Not available on 21″ wide.
[2] Not available on authentic flush ends both.
[3] Fluting both 6″ not available on 21″ wide.
[4] Not available on 21″-27″ wide.

RANGE PANEL

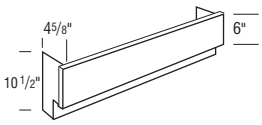

DRP30	1.6	240		240		240		240		240		240		240	

- Panel height must be specified between 6″ to 12″ in 1/4″ increments.

Door & Drawer Options

AF	AOMBWB	CC	CG	GAMD	IFHG	MD	PRMD	PTOWB	SHMD	SPLITDR	SPLITDRWS	TCP

End Panel Options

AUTH	CSFPE	EXBK	FFD	FL/FR	FPE	INTGE	IPE

Custom Modification Options

ADD_SHLF	ADDTK	CBO	CCO	CFNTO	CFP	CFRMO	CHGDRW	CLIP	CMAT	CND	CSDGBK	DRT	DRWSEC	DRWTK	EX	EX_OL	FBFL	FD
					✓													

FDSRTBTM	FLUT[1]	FTK	ID	IH	INVFRM	IW	LIGHT	MIP	OBRB	PFINBTMB	RD	RECTK[2]	RECTK_6	RECTKFRT6	RH	ROSFLUT	RW
	✓										✓	✓				✓	

RW	SBCADDY	SBCADDYSM	SCPDRW	SRT	STW	TD	TKP	TVR	UDBX	URT	VTK	WS	WTCD	WTKCUP	WTR
						✓	✓				✓				✓

[1] Not available with 6″ fluting.
[2] Only available on RECTKALL

IH/RH availability charts starting on page G•40.
IW/RW availability charts starting on page G•46.

BASE CORNER, 34 1/2″ HIGH, 24″ DEEP

	Cubic Feet	1		2		3		4		5		6		7	
BC36 L or R	16.1	1838		1907		1977		2046		2081		2116		2151	
BC39 L or R	19.6	1956		2031		2105		2179		2217		2254		2291	
BC42 L or R	24.4	2023		2100		2177		2254		2292		2331		2370	
BC45 L or R	24.4	2134		2215		2297		2378		2419		2460		2501	
BC48 L or R	26.0	2194		2278		2362		2446		2488		2530		2572	

- Includes one 3″ filler, shipped unattached.
- L or R denotes blind.
- Includes one adjustable 15″ deep shelf.
- Not recommended for use next to an appliance deeper than standard cabinet depth.
- Door will be hinged on same side as blind section.
- Reduced Heights available in 1/4″ increments from 12 1/4″ to 23 3/4″.

SKU	A	B	C	D	E	F
BC36	7 1/2″	9″	27″	36″	9″	3″
BC39	9″	9″	30″	39″	9″	4 1/2″
BC42	13 1/2″	9″	39″	42″	3″	3″
BC45	15″	9″	42″	45″	3″	4 1/2″
BC48	16 1/2″	9″	45″	48″	3″	6″

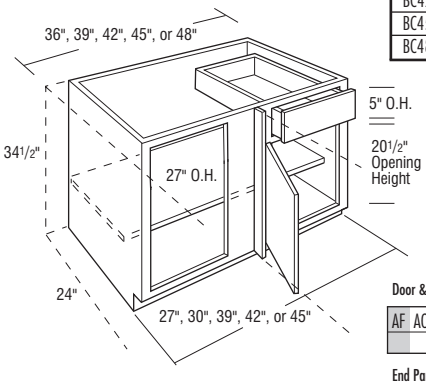

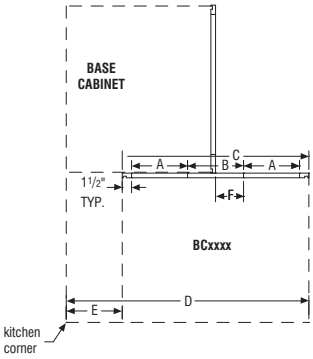

Door & Drawer Options

AF	AOMBWB	CC	CG	GAMD	IFHG	MD	PRMD	PTOWB	SHMD	SPLITDR	SPLITDRWS	TCP
			✓		✓	✓	✓					

End Panel Options

AUTH	CSFPE	EXBK	FFD	FL/FR	FPE	INTGE	IPE
✓	✓	✓	✓		✓	✓	✓

Custom Modification Options

ADD_SHLF	ADDTK	CBO	CCO	CFNTO	CFP	CFRMO	CHGDRW	CLIP[1]	CMAT	CND	CSDGBK	DRT	DRWSEC	DRWTK	EX	EX_OL	FBFL	FD
		✓	✓	✓	✓	✓		✓		✓	✓				✓	✓	✓	✓

FDSRTBTM	FLUT[2]	FTK	ID	IH	INVFRM	IW	LIGHT	MIP	OBRB	PFINBTMB	RD	RECTK	RECTK_6	RECTKFRT6	RH	ROSFLUT	RT
	✓			✓	✓			✓	✓		✓	✓			✓	✓	

RW	SBCADDY	SBCADDYSM	SCPDRW	SRT	STW	TD	TKP	TVR	UDBX	URT	VTK	WS	WTCD[3]	WTKCUP[3]	WTR
			✓				✓				✓		✓	✓	✓

[1] Not available on BC36 L or R.
[2] Not available with 6″ fluting.
[3] Only available on BC45 L or R.

Base Corner Cabinets

BASE CORNER FULL WIDTH, 34 1/2" HIGH, 24″ DEEP

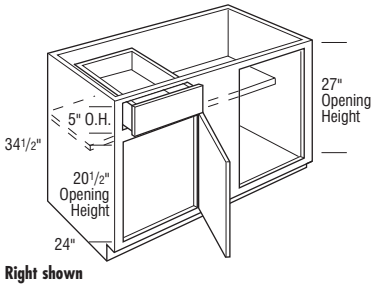

Right shown

	Cubic Feet	1		2		3		4		5		6		7	
BCFW36 L or R	20.7	1573		1647		1705		1790		1880		2043		2206	
BCFW39 L or R	22.4	1634		1707		1763		1853		1941		2111		2281	
BCFW42 L or R	24.0	1664		1739		1806		1892		1989		2166		2343	
BCFW45 L or R	25.7	1757		1833		1896		1994		2083		2263		2443	
BCFW48 L or R	27.3	1826		1908		1973		2080		2175		2368		2561	

- Includes one 3″ filler, shipped unattached.
- Door will be hinged on same side as blind section.
- One adjustable 15″ deep shelf.
- Can be pulled 3″.
- Should not be used next to appliances.
- Use of filler or Extended Stile is required for full overlay doors to operate properly.
- Reduced Depths available in 1/4″ increments from 12″ to 23 3/4″.
- When an Inset or Beaded Inset style is selected, door and drawer front will be slab on 36″ wide unit.

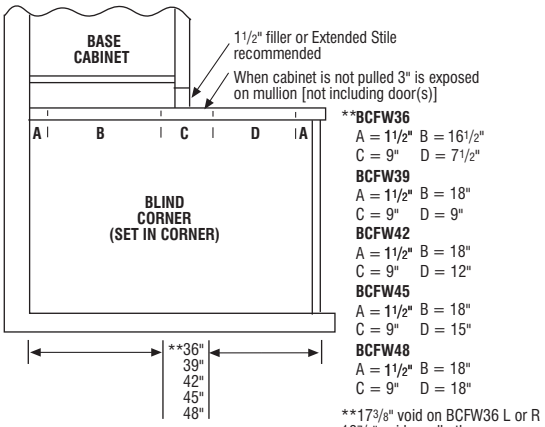

****BCFW36**
A = 1 1/2" B = 16 1/2"
C = 9" D = 7 1/2"

BCFW39
A = 1 1/2" B = 18"
C = 9" D = 9"

BCFW42
A = 1 1/2" B = 18"
C = 9" D = 12"

BCFW45
A = 1 1/2" B = 18"
C = 9" D = 15"

BCFW48
A = 1 1/2" B = 18"
C = 9" D = 18"

**17 3/8" void on BCFW36 L or R
18 7/8" void on all other models

Top View

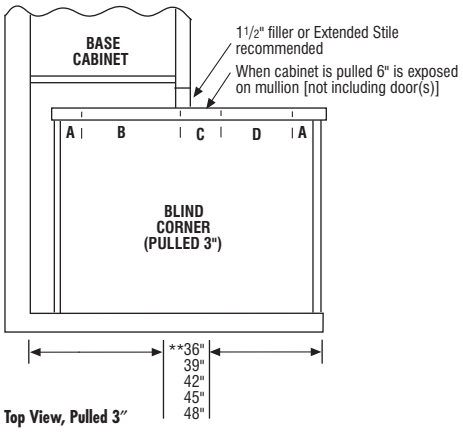

Top View, Pulled 3″

Door & Drawer Options

AF	AOMBWB	CC	CG	GAMD	IFHG	MD	PRMD	PTOWB	SHMD	SPLITDR	SPLITDRWS	TCP
			✓	✓	✓	✓	✓		✓			

End Panel Options

AUTH	CSFPE	EXBK	FFD	FL/FR	FPE	INTGE	IPE
✓	✓	✓	✓	✓	✓	✓	✓

Custom Modification Options

ADD_SHLF	ADDTK	CBO	CCO	CFNTO	CFP	CFRMO	CHGDRW	CLIP	CMAT	CND	CSDGBK	DRT	DRWSEC	DRWTK	EX	EX_OL	FBFL	FD
		✓	✓	✓	✓	✓		✓		✓	✓				✓	✓	✓	✓

FDSRTBTM	FLUT[1]	FTK	ID	IH	INVFRM	IW	LIGHT	MIP	OBRB	PFINBTMB	RD	RECTK	RECTK_6	RECTKFRT6	RH	ROSFLUT	RT
	✓	✓	✓				✓	✓	✓		✓	✓	✓	✓	✓	✓	

RW	SBCADDY	SBCADDYSM	SCPDRW	SRT	STW	TD	TKP	TVR	UDBX	URT	VTK	WS[2]	WTCD	WTKCUP	WTR
			✓				✓				✓	✓			✓

[1] 6″ fluting not available on 36″-42″ wide. Fluting both 6″ not available.
[2] Not available on 36″ wide or with wide stile both.

IH/RH availability charts starting on page G•40.
IW/RW availability charts starting on page G•46.

BASE CORNER PULL-OUT, 34 1/2″ HIGH, 24″ DEEP

S

	Cubic Feet	1		2		3		4		5		6		7	
BC45PO L or R	24.4	5505		5722		5939		6156		6265		6373		6481	
BC48PO L or R	24.4	5566		5785		6004		6224		6334		6443		6552	

- Includes one 3″ filler, shipped unattached.
- L or R denotes blind.
- Pull-out features four adjustable wood shelves with chrome surrounds.
- Wire pull-out dimensions: 10 3/4″ wide x 17 1/4″ deep x 2 11/16″ high.
- Door will be hinged on same side as blind section.
- Smart Stop feature not available on pull-out.
- Not recommended for use next to an appliance deeper than standard cabinet depth and cannot be installed next to a wall. Adjacent cabinet hardware may interfere with adjustable shelf position on pull-out.
- For pull-out to function properly, 10″ of adjacent space is required with no obstruction beyond 1 3/4″ in front of the cabinet face frame.
- Only available in Inset and Beaded Inset when used in conjunction with a finial hinge.

SKU	A	B	C	D	E	F
BC45PO	15″	9″	42″	45″	3″	4 1/2″
BC48PO	16 1/2″	9″	45″	48″	3″	6″

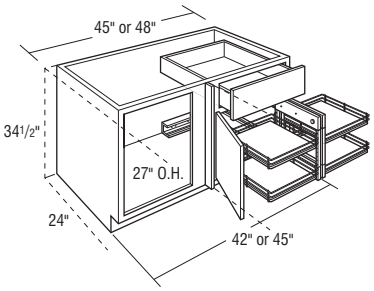

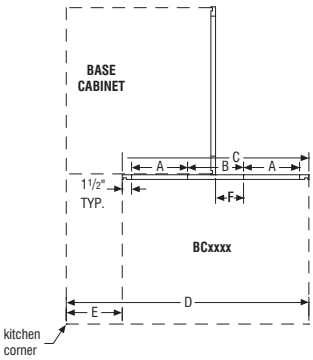

Door & Drawer Options

AF	AOMBWB	CC	CG	GAMD	IFHG	MD	PRMD	PTOWB	SHMD	SPLITDR	SPLITDRWS	TCP
			✓		✓	✓	✓					

End Panel Options

AUTH	CSFPE	EXBK	FFD	FL/FR	FPE	INTGE	IPE
✓	✓	✓	✓		✓	✓	✓

Custom Modification Options

ADD_SHLF	ADDTK	CBO	CCO	CFNTO	CFP	CFRMO	CHGDRW	CLIP	CMAT	CND	CSDGBK	DRT	DRWSEC	DRWTK	EX	EX_OL	FBFL	FD
		✓	✓	✓	✓	✓		✓		✓	✓				✓	✓	✓	✓

FDSRTBTM	FLUT[1]	FTK	ID	IH	INVFRM	IW	LIGHT	MIP	OBRB	PFINBTMB	RD	RECTK	RECTK_6	RECTKFRT6	RH	ROSFLUT	RT
	✓		✓	✓				✓	✓			✓	✓	✓		✓	

RW	SBCADDY	SBCADDYSM	SCPDRW	SRT	STW	TD	TKP	TVR	UDBX	URT	VTK	WS	WTCD[2]	WTKCUP[2]	WTR
			✓				✓				✓		✓	✓	✓

[1] Not available with 6″ fluting.
[2] Only available on 45″ wide.

Base Corner Cabinets

BASE CORNER FULL WIDTH PULL-OUT, 34 1/2″ HIGH, 24″ DEEP

S

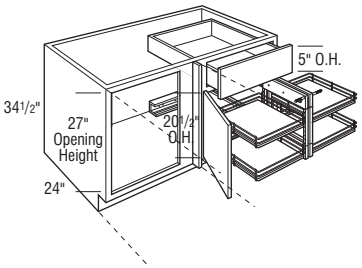

Left shown

	Cubic Feet	1		2		3		4		5		6		7	
BCFW45PO L or R	25.7	4180		4256		4322		4418		4505		4686		4867	
BCFW48PO L or R	27.3	4249		4330		4397		4502		4598		4790		4982	

- Includes one 3″ filler, shipped unattached.
- Door will be hinged on same side as blind section.
- Can be pulled 3″.
- Smart Stop feature not available on pull-out.
- Not recommended for use next to a range.
- Interior pull-out drawer is 10 5/8″ W by 17 1/8″ D by 2 3/4″ H.
- Use of filler or Extended Stile is required for full overlay doors to operate properly.
- Only available in Inset and Beaded Inset when used in conjunction with a finial hinge.

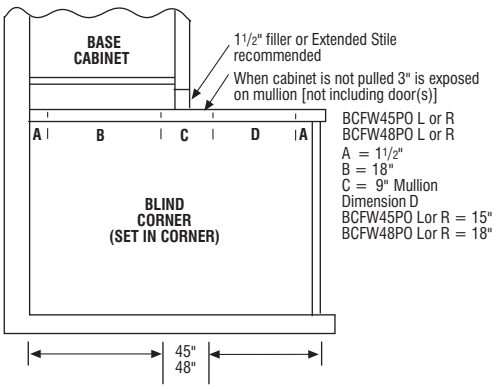

Top View

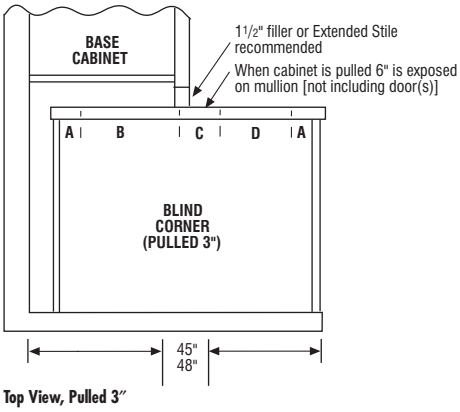

Top View, Pulled 3″

Door & Drawer Options

AF	AOMBWB	CC	CG	GAMD	IFHG	MD	PRMD	PTOWB	SHMD	SPLITDR	SPLITDRWS	TCP
			✓	✓	✓	✓	✓		✓			

End Panel Options

AUTH	CSFPE	EXBK	FFD	FL/FR	FPE	INTGE	IPE
✓	✓		✓	✓	✓	✓	✓

Custom Modification Options

ADD_SHLF	ADDTK	CBO	CCO	CFNTO	CFP	CFRMO	CHGDRW	CLIP	CMAT	CND	CSDGBK	DRT	DRWSEC	DRWTK	EX	EX_OL	FBFL	FD
					✓					✓	✓				✓	✓	✓	✓

FDSRTBTM	FLUT[1]	FTK	ID	IH	INVFRM	IW	LIGHT	MIP	OBRB	PFINBTMB	RD	RECTK	RECTK_6	RECTKFRT6	RH	ROSFLUT	RT
	✓	✓	✓					✓	✓			✓	✓	✓		✓	

RW	SBCADDY	SBCADDYSM	SCPDRW	SRT	STW	TD	TKP	TVR	UDBX	URT	VTK	WS	WTCD	WTKCUP	WTR
			✓				✓				✓				✓

[1] Not available with 6″ fluting.

IH/RH availability charts starting on page G•40.
IW/RW availability charts starting on page G•46.

BASE CORNER FULL WIDTH with ROLL TRAYS and SWING-OUT, 34 1/2″ HIGH, 24″ DEEP

S

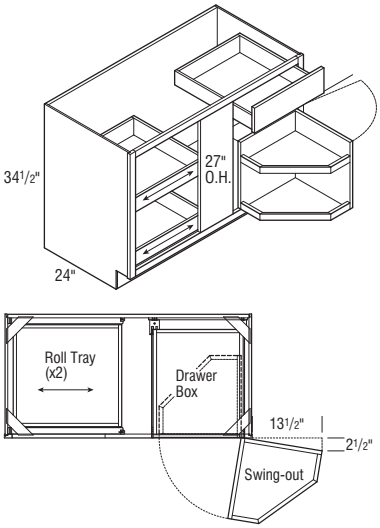

	Cubic Feet	1		2		3		4		5		6		7	
BCFW48SP L or R	27.7	3724		3869		4015		4160		4233		4306		4379	

- Includes one 3″ filler, shipped unattached.
- L or R denotes blind.
- Swing-out hinged opposite door.
- Door will be hinged on same side as blind section.
- Two roll trays and swing-out installed.
- Swing-out is 3/4″ natural plywood.
- Should not be used next to appliances, cabinets deeper than standard depth, or next to a wall.
- Smart Stop feature not available on pull-out.
- Not available with Inset and Beaded Inset.

Door & Drawer Options

AF	AOMBWB	CC	CG	GAMD	IFHG	MD	PRMD	PTOWB	SHMD	SPLITDR	SPLITDRWS	TCP
			✓			✓	✓					

End Panel Options

AUTH	CSFPE	EXBK	FFD	FL/FR	FPE	INTGE	IPE
✓	✓	✓	✓		✓	✓	

Custom Modification Options

ADD_SHLF	ADDTK	CBO	CCO	CFNTO	CFP	CFRMO	CHGDRW	CLIP	CMAT	CND	CSDGBK	DRT	DRWSEC	DRWTK	EX	EX_OL	FBFL	FD
		✓	✓	✓	✓	✓		✓		✓	✓				✓	✓	✓	

FDSRTBTM	FLUT[1]	FTK	ID	IH	INVFRM	IW	LIGHT	MIP	OBRB	PFINBTMB	RD	RECTK	RECTK_6	RECTKFRT6	RH	ROSFLUT	RT
	✓			✓	✓			✓	✓			✓				✓	

RW	SBCADDY	SBCADDYSM	SCPDRW	SRT	STW	TD	TKP	TVR	UDBX	URT	VTK	WS	WTCD	WTKCUP	WTR
			✓				✓				✓		✓	✓	✓

[1] Not available with 6″ fluting.

BASE CORNER FULL WIDTH with ARCHED PULL-OUT, 34 1/2″ HIGH, 24″ DEEP

S

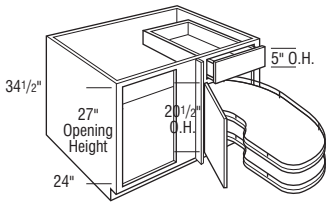

Left shown

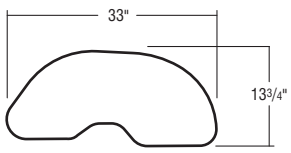

BCFW45CPO

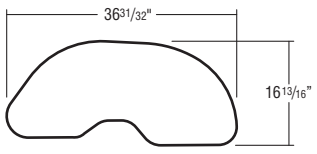

BCFW48CPO

BCFW45CPO L or R	25.7	5181		5386		5590		5794		5896		5998		6100	
BCFW48CPO L or R	27.3	5389		5594		5798		6003		6105		6207		6309	

- Includes one 3″ filler, shipped unattached.
- Door must be hinged on same side as blind section.
- Can be pulled 3″.
- Pull-out features Smart Stop.
- Only available in Inset and Beaded Inset when used in conjunction with a finial hinge.
- Includes two pull-out shelves with chrome wire surround. Shelf height can be adjusted in the field.
- When shelf is fully opened, it extends 27 3/4″ from front edge of the face frame. Unit pulls out to the front only and can be installed next to a wall or appliance without side interference.
- Distance from surface of shelf to top edge of wire surround is 1 11/16″.
- Maximum Weight Capacity: 44 lbs. per shelf.

Door & Drawer Options

AF	AOMBWB	CC	CG	GAMD	IFHG	MD	PRMD	PTOWB	SHMD	SPLITDR	SPLITDRWS	TCP
			✓	✓	✓	✓	✓		✓			

End Panel Options

AUTH	CSFPE	EXBK	FFD	FL/FR	FPE	INTGE	IPE
✓	✓	✓	✓	✓	✓	✓	✓

Custom Modification Options

ADD_SHLF	ADDTK	CBO	CCO	CFNTO	CFP	CFRMO	CHGDRW	CLIP	CMAT	CND	CSDGBK	DRT	DRWSEC	DRWTK	EX	EX_OL	FBFL	FD
		✓	✓	✓	✓	✓				✓	✓				✓	✓	✓	✓

FDSRTBTM	FLUT[1]	FTK	ID	IH	INVFRM	IW	LIGHT	MIP	OBRB	PFINBTMB	RD	RECTK	RECTK_6	RECTKFRT6	RH	ROSFLUT	RT
	✓	✓		✓				✓	✓				✓	✓		✓	

RW	SBCADDY	SBCADDYSM	SCPDRW	SRT	STW	TD	TKP	TVR	UDBX	URT	VTK	WS	WTCD	WTKCUP	WTR
												✓			✓

[1] Not available with 6″ fluting.

Base Corner Cabinets

FULL HEIGHT BASE CORNER FULL WIDTH with ARCHED PULL-OUT, 34 1/2″ HIGH, 24″ DEEP

S

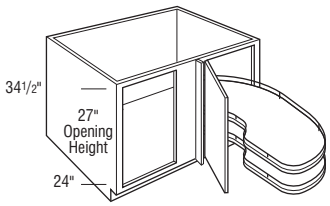

Left shown

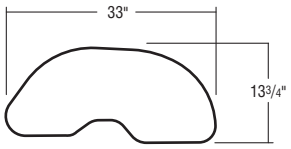

BCFWFH45CPO

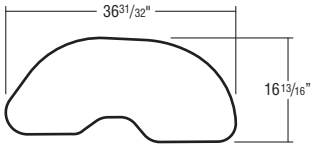

BCFWFH48CPO

	Cubic Feet	1		2		3		4		5		6		7	
BCFWFH45CPO L or R	25.7	5154		5357		5560		5763		5864		5966		6068	
BCFWFH48CPO L or R	27.3	5362		5567		5769		5972		6073		6175		6277	

- Includes one 3″ filler, shipped unattached.
- Door must be hinged on same side as blind section.
- Can be pulled 3″.
- Pull-out features Smart Stop.
- Only available in Inset and Beaded Inset when used in conjunction with a finial hinge.
- Includes two pull-out shelves with chrome wire surround. Shelf height can be adjusted in the field.
- When shelf is fully opened, it extends 27 3/4″ from front edge of the face frame. Unit pulls out to the front only and can be installed next to a wall or appliance without side interference.
- Distance from surface of shelf to top edge of wire surround is 1 11/16″.
- Maximum Weight Capacity: 44 lbs. per shelf.

Door & Drawer Options

AF	AOMBWB	CC	CG	GAMD	IFHG	MD	PRMD	PTOWB	SHMD	SPLITDR	SPLITDRWS	TCP
			✓	✓	✓	✓	✓		✓			

End Panel Options

AUTH	CSFPE	EXBK	FFD	FL/FR	FPE	INTGE	IPE
✓	✓	✓	✓	✓	✓	✓	✓

Custom Modification Options

ADD_SHLF	ADDTK	CBO	CCO	CFNTO	CFP	CFRMO	CHGDRW	CLIP	CMAT	CND	CSDGBK	DRT	DRWSEC	DRWTK	EX	EX_OL	FBFL	FD
		✓	✓	✓		✓				✓	✓				✓	✓	✓	✓

FDSRTBTM	FLUT[1]	FTK	ID	IH	INVFRM	IW	LIGHT	MIP	OBRB	PFINBTMB	RD	RECTK	RECTK_6	RECTKFRT6	RH	ROSFLUT	RT
	✓	✓		✓				✓	✓				✓	✓		✓	

RW	SBCADDY	SBCADDYSM	SCPDRW	SRT	STW	TD	TKP	TVR	UDBX	URT	VTK	WS	WTCD	WTKCUP	WTR
												✓			✓

[1] Not available with 6″ fluting.

IH/RH availability charts starting on page G•40.
IW/RW availability charts starting on page G•46.

NEW FULL HEIGHT BASE CORNER FULL WIDTH, 34 1/2" HIGH, 24″ DEEP

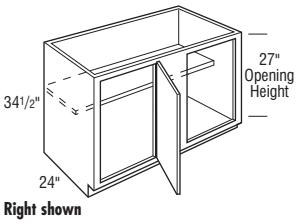

Right shown

	Cubic Feet	1	2	3	4	5	6	7
BCFW36FH L or R	20.7	1533	1605	1661	1744	1831	1990	2149
BCFW39FH L or R	22.4	1592	1663	1717	1805	1891	2056	2221
BCFW42FH L or R	24.0	1621	1694	1759	1843	1937	2109	2281
BCFW45FH L or R	25.7	1712	1786	1847	1942	2029	2204	2379
BCFW48FH L or R	27.3	1779	1858	1922	2026	2118	2306	2494

- Includes one 3″ filler, shipped unattached.
- Door will be hinged on same side as blind section.
- One adjustable 15″ deep shelf.
- Can be pulled 3″.
- Should not be used next to appliances.
- Use of filler or Extended Stile is required for full overlay doors to operate properly.
- Reduced Depths available in 1/4″ increments from 12″ to 23 3/4″.
- Increased Depths available in 1/4″ increments from 24 1/4″ to 30″.

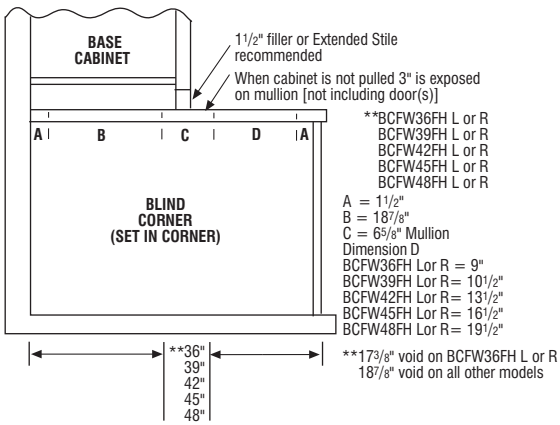

Top View

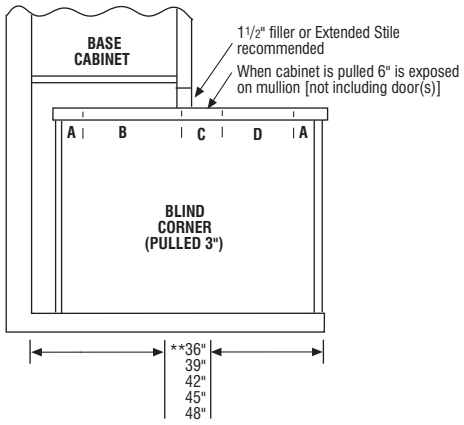

Top View, Pulled 3″

Door & Drawer Options

AF	AOMBWB	CC	CG	GAMD	IFHG	MD	PRMD	PTOWB	SHMD	SPLITDR	SPLITDRWS	TCP
			✓	✓		✓	✓		✓			

End Panel Options

AUTH	CSFPE	EXBK	FFD	FL/FR	FPE	INTGE	IPE
✓	✓	✓	✓	✓	✓	✓	✓

Custom Modification Options

ADD_SHLF	ADDTK	CBO	CCO	CFNTO	CFP	CFRMO	CHGDRW	CLIP	CMAT	CND	CSDGBK	DRT	DRWSEC	DRWTK	EX	EX_OL	FBFL	FD
		✓	✓	✓				✓		✓	✓				✓	✓	✓	✓

FDSRTBTM	FLUT[1]	FTK	ID	IH	INVFRM	IW	LIGHT	MIP	OBRB	PFINBTMB	RD	RECTK	RECTK_6	RECTKFRT6	RH	ROSFLUT	RT
	✓	✓		✓			✓	✓	✓		✓	✓	✓	✓	✓	✓	

RW	SBCADDY	SBCADDYSM	SCPDRW	SRT	STW	TD	TKP	TVR	UDBX	URT	VTK	WS[2]	WTCD	WTKCUP	WTR
							✓					✓			✓

[1] Fluting both 6″ not available.
[2] Not available with wide stile both.

Base Corner Cabinets

FULL HEIGHT BASE CORNER FULL WIDTH with CURVE PULL-OUT, 34 1/2″ HIGH, 24″ DEEP

S

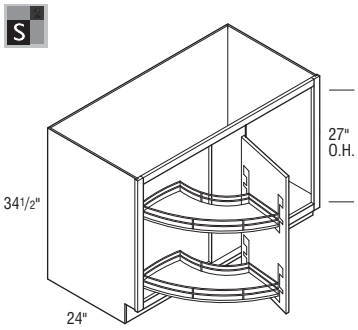

	Cubic Feet	1		2		3		4		5		6		7	
BCFWFH48CRVPO L or R	27.3	3026		3108		3173		3280		3375		3568		3761	

- Includes one 3″ filler, shipped unattached.
- Pull-out features two chrome and wood curve shaped shelves.
- 60 lb. weight capacity per shelf.
- Door is attached to top and bottom shelves of pull-out.
- Can be pulled 3″.
- Pull-out features Smart Stop slides.
- Not available on Inset or Beaded Inset Styles.

Door & Drawer Options

AF	AOMBWB	CC	CG	GAMD	IFHG	MD	PRMD	PTOWB	SHMD	SPLITDR	SPLITDRWS	TCP
			✓	✓		✓	✓		✓			

End Panel Options

AUTH	CSFPE	EXBK	FFD	FL/FR	FPE	INTGE	IPE
✓	✓	✓	✓	✓	✓	✓	

Custom Modification Options

ADD_SHLF	ADDTK	CBO	CCO	CFNTO	CFP	CFRMO	CHGDRW	CLIP	CMAT	CND	CSDGBK	DRT	DRWSEC	DRWTK	EX	EX_OL	FBFL	FD
		✓	✓	✓		✓				✓	✓				✓	✓	✓	✓

FDSRTBTM	FLUT	FTK	ID	IH	INVFRM	IW	LIGHT	MIP	OBRB	PFINBTMB	RD	RECTK	RECTK_6	RECTKFRT6	RH	ROSFLUT	RT
	✓	✓						✓	✓			✓	✓	✓		✓	

RW	SBCADDY	SBCADDYSM	SCPDRW	SRT	STW	TD	TKP	TVR	UDBX	URT	VTK	WS	WTCD	WTKCUP	WTR
												✓			✓

TWO DRAWER BASE CORNER FULL WIDTH with CURVE PULL-OUT, 34 1/2″ HIGH, 24″ DEEP

S

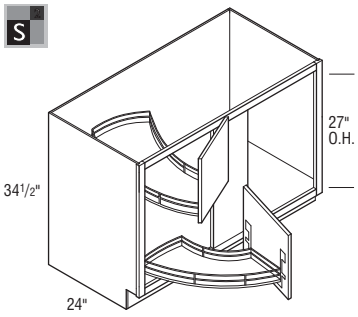

BCFW2D48CRVPO L or R	27.3	3626		3708		3773		3880		3975		4168		4361	

- Includes one 3″ filler, shipped unattached.
- Pull-out features two chrome and wood curve shaped shelves.
- 60 lb. weight capacity per shelf.
- Pull-out shelves are attached to the drawer fronts. Each drawer front opens independently.
- Can be pulled 3″.
- Pull-out features Smart Stop slides.
- Not available on Inset or Beaded Inset Styles.

Door & Drawer Options

AF	AOMBWB	CC	CG	GAMD	IFHG	MD	PRMD	PTOWB	SHMD	SPLITDR	SPLITDRWS	TCP
			✓	✓		✓	✓		✓			

End Panel Options

AUTH	CSFPE	EXBK	FFD	FL/FR	FPE	INTGE	IPE
✓	✓	✓	✓	✓	✓	✓	

Custom Modification Options

ADD_SHLF	ADDTK	CBO	CCO	CFNTO	CFP	CFRMO	CHGDRW	CLIP	CMAT	CND	CSDGBK	DRT	DRWSEC	DRWTK	EX	EX_OL	FBFL	FD
		✓	✓	✓	✓	✓				✓	✓				✓	✓	✓	✓

FDSRTBTM	FLUT	FTK	ID	IH	INVFRM	IW	LIGHT	MIP	OBRB	PFINBTMB	RD	RECTK	RECTK_6	RECTKFRT6	RH	ROSFLUT	RT
	✓	✓		✓				✓	✓			✓	✓	✓		✓	

RW	SBCADDY	SBCADDYSM	SCPDRW	SRT	STW	TD	TKP	TVR	UDBX	URT	VTK	WS	WTCD	WTKCUP	WTR
												✓			✓

IH/RH availability charts starting on page G•40.
IW/RW availability charts starting on page G•46.

BASE CORNER FULL WIDTH PENINSULA, 34 1/2″ HIGH, 24″ DEEP

	Cubic Feet	1	2	3	4	5	6	7
BCFW39P L or R	22.4	2671	2792	2893	3048	3195	3485	3775
BCFW42P L or R	24.0	2727	2854	2960	3106	3276	3564	3852
BCFW48P L or R	27.3	2972	3112	3224	3394	3559	3877	4195

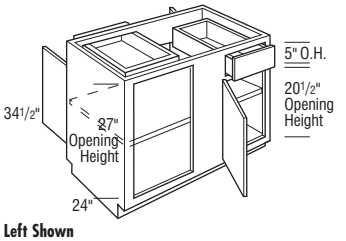

Left Shown

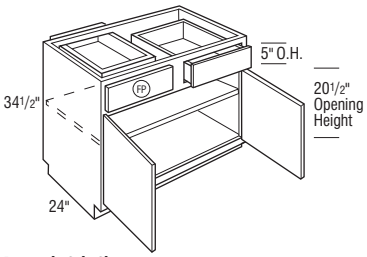

Peninsula Side Shown

FP **False Panel**

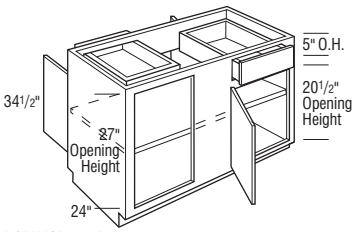

BCFW48P L or R
Left Shown

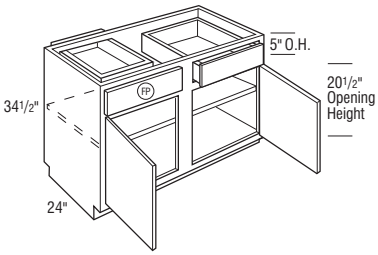

BCFW48P L or R
Peninsula Side Shown

FP **False Panel**

Notes below apply to all products in section above:

- Includes two 3″ fillers, shipped unattached.
- Specify location of modification for front or peninsula side.
- One adjustable Full Depth Shelf.
- Door will be hinged on same side as blind.
- Peninsula side with one cabinet false panel and one drawer.
- Use of filler or Extended Stile is required for full overlay doors to operate properly.
- Reduced Depths available in 1/4″ increments from 12″ to 23 3/4″.

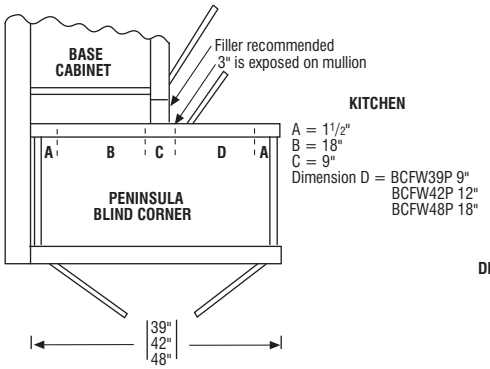

Top View

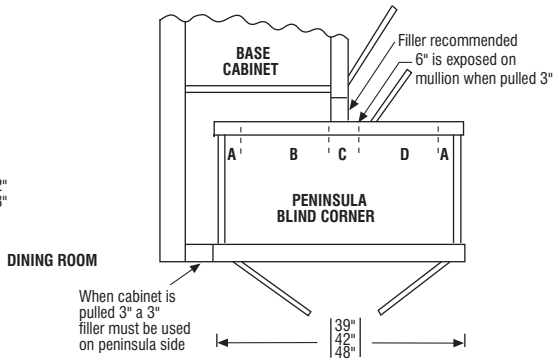

Top View, Pulled 3″

Door & Drawer Options

AF	AOMBWB	CC	CG	GAMD	IFHG	MD	PRMD	PTOWB	SHMD	SPLITDR	SPLITDRWS	TCP
			✓	✓	✓	✓	✓		✓			

End Panel Options

AUTH	CSFPE	EXBK	FFD	FL/FR	FPE	INTGE	IPE
✓	✓			✓	✓	✓	✓

Custom Modification Options

ADD_SHLF	ADDTK	CBO	CCO	CFNTO	CFP	CFRMO	CHGDRW	CLIP	CMAT	CND	CSDGBK	DRT	DRWSEC	DRWTK	EX	EX_OL	FBFL	FD
		✓	✓	✓	✓	✓		✓		✓					✓	✓	✓	✓

FDSRTBTM	FLUT[1]	FTK	ID	IH	INVFRM	IW	LIGHT	MIP	OBRB	PFINBTMB	RD	RECTK	RECTK_6	RECTKFRT6	RH	ROSFLUT	RT
	✓	✓		✓	✓			✓	✓		✓	✓	✓	✓	✓	✓	

RW	SBCADDY	SBCADDYSM	SCPDRW	SRT	STW	TD	TKP	TVR	UDBX	URT	VTK	WS[2]	WTCD	WTKCUP	WTR
			✓				✓				✓	✓			✓

[1] 6″ fluting not available on 39″ or 42″ wide.
[2] Not available with wide stile both.

Base Lazy Susan & Corner Sink Base Cabinets

BASE LAZY SUSAN, 34 1/2″ HIGH

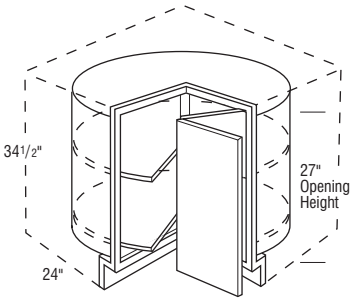

	Cubic Feet	1		2		3		4		5		6		7	
BLS33 L or R	12.9	2482		2606		2697		2843		3009		3288		3567	

- Wood pan size is 18″.

BLS36 L or R	19.1	2501		2619		2713		2859		3030		3310		3590	

- Wood Pan size is 24″.

Notes below apply to all products in section above:

- Not available on Inset and Beaded Inset styles.
- Use Lazy Susan Base End Panel panel for end application.
- Doors are connected with bifold hinge.

Door & Drawer Options

AF	AOMBWB	CC	CG	GAMD	IFHG	MD	PRMD	PTOWB	SHMD	SPLITDR	SPLITDRWS	TCP

End Panel Options

AUTH	CSFPE	EXBK	FFD	FL/FR	FPE	INTGE	IPE

Custom Modification Options

ADD_SHLF	ADDTK	CBO	CCO	CFNTO	CFP	CFRMO	CHGDRW	CLIP	CMAT	CND	CSDGBK	DRT	DRWSEC	DRWTK	EX	EX_OL	FBFL	FD
		✓	✓							✓					✓	✓		

FDSRTBTM	FLUT[1]	FTK[2]	ID	IH	INVFRM	IW	LIGHT	MIP	OBRB	PFINBTMB	RD	RECTK	RECTK_6	RECTKFRT6	RH	ROSFLUT	RT
	✓	✓														✓	

RW	SBCADDY	SBCADDYSM	SCPDRW	SRT	STW	TD	TKP	TVR	UDBX	URT	VTK	WS	WTCD	WTCUP	WTR
											✓				✓

[1] Not available with 6″ fluting.
[2] Not available with FTKAV and style B-L.

CORNER SINK BASE without SHELF, 34 1/2″ HIGH, 24″ DEEP

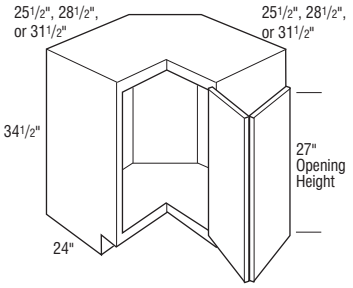

CS36 L or R	30.1	2373		2481		2572		2710		2850		3106		3362	
CS39 L or R	33.0	3085		3225		3344		3523		3705		4038		4371	
CS42 L or R	35.9	3239		3386		3511		3699		3890		4240		4590	

- Doors are connected with a bifold hinge.

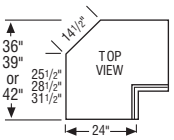

Door & Drawer Options

AF	AOMBWB	CC	CG	GAMD	IFHG	MD	PRMD	PTOWB	SHMD	SPLITDR	SPLITDRWS	TCP
					✓							

End Panel Options

AUTH	CSFPE	EXBK	FFD	FL/FR	FPE	INTGE	IPE
✓	✓	✓		✓	✓		

Custom Modification Options

ADD_SHLF	ADDTK	CBO	CCO	CFNTO	CFP	CFRMO	CHGDRW	CLIP	CMAT	CND	CSDGBK	DRT	DRWSEC	DRWTK	EX	EX_OL	FBFL	FD
										✓					✓	✓		

FDSRTBTM	FLUT[1]	FTK[2]	ID	IH	INVFRM	IW	LIGHT	MIP	OBRB	PFINBTMB	RD	RECTK	RECTK_6	RECTKFRT6	RH	ROSFLUT	RT
	✓	✓		✓			✓	✓				✓			✓	✓	

RW	SBCADDY	SBCADDYSM	SCPDRW	SRT	STW	TD	TKP	TVR	UDBX	URT	VTK	WS	WTCD	WTCUP	WTR
							✓				✓				✓

[1] Not available with 6″ fluting.
[2] Not available with FTKAV and style B-L.

IH/RH availability charts starting on page G•40.
IW/RW availability charts starting on page G•46.

ASYMMETRICAL BASE EASY REACH, 34 1/2″ HIGH

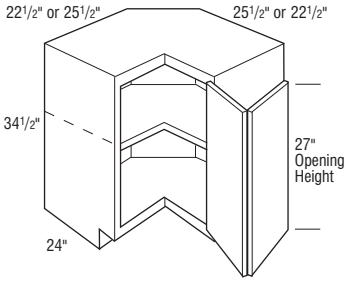

	Cubic Feet	1	2	3	4	5	6	7
BER3336 L or R	30.1	2904	3048	3149	3320	3502	3816	4130
BER3633 L or R	30.1	2904	3048	3149	3320	3502	3816	4130

- Units include one fixed shelf.
- Doors are connected with a bifold hinge.

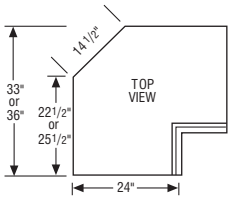

Door & Drawer Options

AF	AOMBWB	CC	CG	GAMD	IFHG	MD	PRMD	PTOWB	SHMD	SPLITDR	SPLITDRWS	TCP
					✓							

End Panel Options

AUTH	CSFPE	EXBK	FFD	FL/FR	FPE	INTGE	IPE
✓	✓	✓		✓	✓		

Custom Modification Options

ADD_SHLF	ADDTK	CBO	CCO	CFNTO	CFP	CFRMO	CHGDRW	CLIP	CMAT	CND	CSDGBK	DRT	DRWSEC	DRWTK	EX	EX_OL	FBFL	FD
		✓	✓							✓					✓	✓		

FDSRTBTM	FLUT[1]	FTK[2]	ID	IH	INVFRM	IW	LIGHT	MIP	OBRB	PFINBTMB	RD	RECTK	RECTK_6	RECTKFRT6	RH	ROSFLUT	RT
	✓	✓		✓			✓	✓				✓			✓	✓	

RW	SBCADDY	SBCADDYSM	SCPDRW	SRT	STW	TD	TKP	TVR	UDBX	URT	VTK	WS	WTCD	WTKCUP	WTR
							✓				✓				✓

[1] Not available with 6″ fluting.
[2] Not available with FTKAV and style B-L.

DIAGONAL CORNER SINK BASE without SHELF, 34 1/2″ HIGH, 24″ DEEP

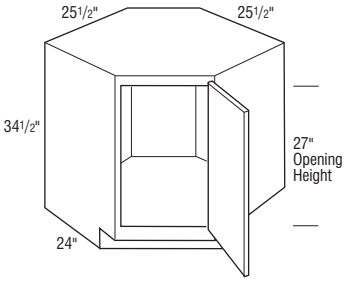

	Cubic Feet	1	2	3	4	5	6	7
DAB36 L or R	30.1	2537	2661	2753	2908	3068	3357	3646

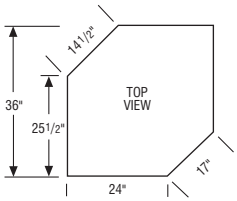

Door & Drawer Options

AF	AOMBWB	CC	CG	GAMD	IFHG	MD	PRMD	PTOWB	SHMD	SPLITDR	SPLITDRWS	TCP
			✓	✓	✓	✓	✓		✓			

End Panel Options

AUTH	CSFPE	EXBK	FFD	FL/FR	FPE	INTGE	IPE
✓	✓	✓	✓	✓	✓	✓	✓

Custom Modification Options

ADD_SHLF	ADDTK	CBO	CCO	CFNTO	CFP	CFRMO	CHGDRW	CLIP	CMAT	CND	CSDGBK	DRT	DRWSEC	DRWTK	EX	EX_OL[1]	FBFL	FD
		✓	✓	✓		✓				✓					✓			

FDSRTBTM	FLUT	FTK	ID	IH	INVFRM	IW	LIGHT	MIP	OBRB	PFINBTMB	RD	RECTK	RECTK_6	RECTKFRT6	RH	ROSFLUT	RT
		✓		✓			✓	✓				✓			✓		

RW	SBCADDY	SBCADDYSM	SCPDRW	SRT	STW	TD	TKP	TVR	UDBX	URT	VTK	WS	WTCD	WTKCUP	WTR
							✓	✓			✓				✓

[1] Only available on extended stile both.

Diagonal Base & Base Easy Reach Cabinets

DIAGONAL BASE with FULL SHELF, 34 1/2″ HIGH, 24″ DEEP

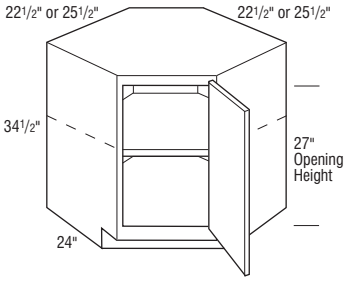

	Cubic Feet	1		2		3		4		5		6		7	
DAB33FS L or R	25.5	2594		2719		2816		2968		3143		3433		3723	
DAB36FS L or R	30.1	2720		2854		2961		3117		3281		3588		3895	

- Units include one fixed shelf.

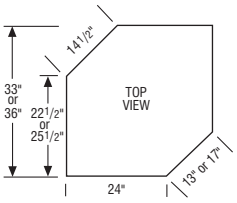

Door & Drawer Options

AF	AOMBWB	CC	CG	GAMD	IFHG	MD	PRMD[1]	PTOWB	SHMD	SPLITDR	SPLITDRWS	TCP
			✓	✓	✓	✓	✓		✓			

End Panel Options

AUTH	CSFPE	EXBK	FFD	FL/FR	FPE	INTGE	IPE
✓	✓	✓	✓	✓	✓	✓	✓

Custom Modification Options

ADD_SHLF	ADDTK	CBO	CCO	CFNTO	CFP	CFRMO	CHGDRW	CLIP	CMAT	CND	CSDGBK	DRT	DRWSEC	DRWTK	EX	EX_OL[2]	FBFL	FD
		✓	✓	✓		✓				✓					✓			

FDSRTBTM	FLUT	FTK	ID	IH	INVFRM	IW	LIGHT	MIP	OBRB	PFINBTMB	RD	RECTK	RECTK_6	RECTKFRT6	RH	ROSFLUT	RT
		✓		✓			✓	✓				✓			✓		

RW	SBCADDY	SBCADDYSM	SCPDRW	SRT	STW	TD	TKP	TVR[3]	UDBX	URT	VTK	WS	WTCD	WTKCUP	WTR
							✓	✓			✓				✓

[1] Not available on 33″ wide.
[2] Only available on extended stile both.
[3] TVRAV and style B-L not available on 33″ wide.

BASE EASY REACH, 34 1/2″ HIGH, 24″ DEEP

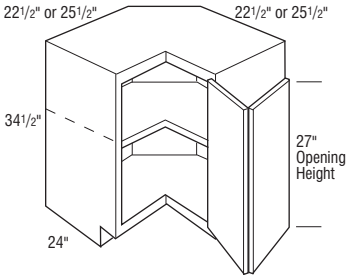

	Cubic Feet	1		2		3		4		5		6		7	
BER33 L or R	25.5	2526		2651		2738		2887		3046		3318		3590	
BER36 L or R	30.1	2526		2651		2738		2887		3046		3318		3590	

- Includes one fixed shelf.
- Doors are connected with bifold hinge.

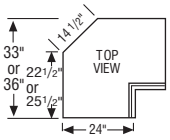

Door & Drawer Options

AF	AOMBWB	CC	CG	GAMD	IFHG	MD	PRMD	PTOWB	SHMD	SPLITDR	SPLITDRWS	TCP
					✓							

End Panel Options

AUTH	CSFPE	EXBK	FFD	FL/FR	FPE	INTGE	IPE
✓	✓	✓		✓	✓		

Custom Modification Options

ADD_SHLF	ADDTK	CBO	CCO	CFNTO	CFP	CFRMO	CHGDRW	CLIP	CMAT	CND	CSDGBK	DRT	DRWSEC	DRWTK	EX	EX_OL	FBFL	FD
		✓	✓							✓					✓	✓		

FDSRTBTM	FLUT	FTK	ID	IH	INVFRM	IW	LIGHT	MIP	OBRB	PFINBTMB	RD	RECTK	RECTK_6	RECTKFRT6	RH	ROSFLUT	RT
	✓	✓		✓			✓	✓				✓			✓	✓	

RW	SBCADDY	SBCADDYSM	SCPDRW	SRT	STW	TD	TKP	TVR	UDBX	URT	VTK	WS	WTCD	WTKCUP	WTR
							✓				✓				✓

IH/RH availability charts starting on page G•40.
IW/RW availability charts starting on page G•46.

	Cubic Feet	1		2		3		4		5		6		7	
BER36RS L or R	30.1	2526		2651		2738		2887		3046		3318		3590	

BASE EASY REACH with REDUCED SHELF, 34 1/2″ HIGH, 24″ DEEP

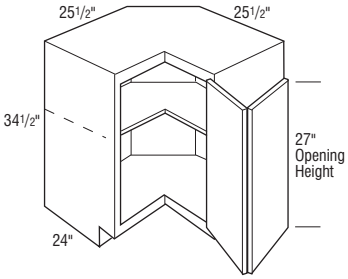

- Doors are connected with a bifold hinge.
- Unit includes one fixed shelf.
- Fixed shelf reduced 3″.

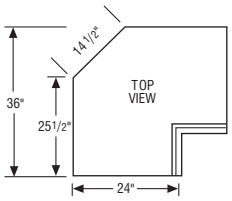

Door & Drawer Options

AF	AOMBWB	CC	CG	GAMD	IFHG	MD	PRMD	PTOWB	SHMD	SPLITDR	SPLITDRWS	TCP
					✓							

End Panel Options

AUTH	CSFPE	EXBK	FFD	FL/FR	FPE	INTGE	IPE
✓	✓	✓		✓	✓		

Custom Modification Options

ADD_SHLF	ADDTK	CBO	CCO	CFNTO	CFP	CFRMO	CHGDRW	CLIP	CMAT	CND	CSDGBK	DRT	DRWSEC	DRWTK	EX	EX_OL	FBFL	FD
		✓	✓							✓					✓	✓		

FDSRTBTM	FLUT[1]	FTK[2]	ID	IH	INVFRM	IW	LIGHT	MIP	OBRB	PFINBTMB	RD	RECTK	RECTK_6	RECTKFRT6	RH	ROSFLUT	RT
	✓	✓		✓			✓	✓				✓			✓	✓	

RW	SBCADDY	SBCADDYSM	SCPDRW	SRT	STW	TD	TKP	TVR	UDBX	URT	VTK	WS	WTCD	WTKCUP	WTR
							✓				✓				✓

[1] Not available with 6″ fluting.
[2] Not available with FTKAV and style B-L.

Super Lazy Susan Cabinets

SUPER LAZY SUSAN with CHROME RAIL and REDUCED SHELF, 34 1/2″ HIGH

S

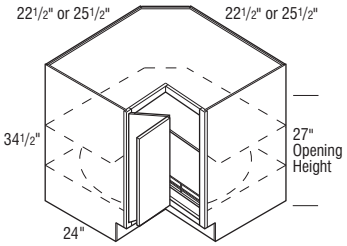

	Cubic Feet	1		2		3		4		5		6		7	
SLSCR33RS L or R	25.5	3096		3248		3362		3545		3756		4103		4450	

- Tray diameter is 28″.
- Not available on Inset and Beaded Inset styles.

SLSCR36RS L or R	30.1	3181		3334		3451		3639		3854		4208		4562	

- Tray diameter is 32″.

Notes below apply to all products in section above:

- Doors are connected with a bifold hinge.
- Unit includes chrome rail Lazy Susan on bottom and a reduced fixed shelf on top.
- Fixed shelf is reduced 3″.

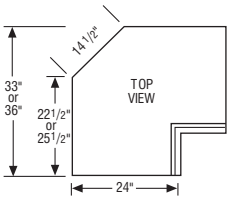

Door & Drawer Options

AF	AOMBWB	CC	CG	GAMD	IFHG[1]	MD	PRMD	PTOWB	SHMD	SPLITDR	SPLITDRWS	TCP
					✓							

End Panel Options

AUTH	CSFPE	EXBK	FFD	FL/FR	FPE	INTGE	IPE
✓	✓	✓		✓	✓		

Custom Modification Options

ADD_SHLF	ADDTK	CBO	CCO	CFNTO	CFP	CFRMO	CHGDRW	CLIP	CMAT	CND	CSDGBK	DRT	DRWSEC	DRWTK	EX	EX_OL	FBFL	FD
		✓								✓					✓	✓		

FDSRTBTM	FLUT[2]	FTK[3]	ID	IH	INVFRM	IW	LIGHT	MIP	OBRB	PFINBTMB	RD	RECTK	RECTK_6	RECTKFRT6	RH	ROSFLUT	RT
	✓	✓		✓				✓				✓			✓	✓	

RW	SBCADDY	SBCADDYSM	SCPDRW	SRT	STW	TD	TKP	TVR	UDBX	URT	VTK	WS	WTCD	WTKCUP	WTR
							✓				✓				✓

[1] Not available on 33″ wide.
[2] Not available with 6″ fluting.
[3] Not available with FTKAV and style B-L.

IH/RH availability charts starting on page G•40.
IW/RW availability charts starting on page G•46.

BASE EASY REACH with LAZY SUSAN and DIAGONAL BASE with FULL HEIGHT DOOR and LAZY SUSAN, 34 1/2″ HIGH, 24″ DEEP

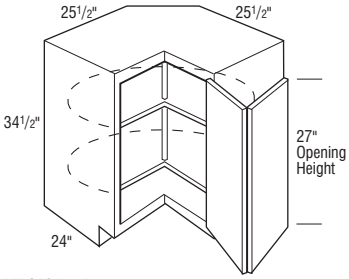

BER36S L or R

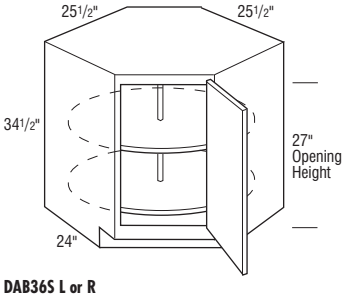

DAB36S L or R

	Cubic Feet	1	2	3	4	5	6	7
BER36S L or R	30.1	3034	3181	3292	3472	3677	4018	4359

- Doors are connected with a bifold hinge.
- Pan diameter is 28″.

DAB36S L or R	30.1	3260	3419	3537	3730	3951	4315	4679

- Wood pans are adjustable and rotate individually.
- Pan diameter is 28″.

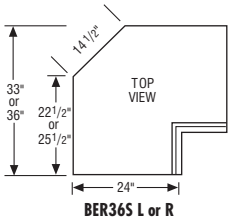

BER36S L or R

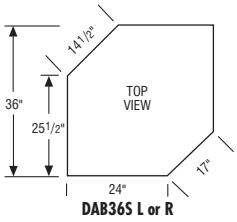

DAB36S L or R

Door & Drawer Options

AF	AOMBWB	CC	CG[1]	GAMD[1]	IFHG	MD[1]	PRMD[1]	PTOWB	SHMD[1]	SPLITDR	SPLITDRWS	TCP
			✓	✓	✓	✓	✓		✓			

End Panel Options

AUTH	CSFPE	EXBK	FFD[1]	FL/FR	FPE	INTGE[1]	IPE
✓	✓	✓	✓	✓	✓	✓	✓

Custom Modification Options

ADD_SHLF	ADDTK	CBO	CCO	CFNTO[1]	CFP	CFRMO[1]	CHGDRW	CLIP	CMAT	CND	CSDGBK	DRT	DRWSEC	DRWTK	EX[2]	EX_OL[2]	FBFL	FD
		✓	✓	✓		✓				✓					✓	✓		

FDSRTBTM	FLUT[3]	FTK[4]	ID	IH	INVFRM	IW	LIGHT[1]	MIP	OBRB	PFINBTMB	RD	RECTK	RECTK_6	RECTKFRT6	RH	ROSFLUT[2]	RT
	✓	✓					✓	✓				✓				✓	

RW	SBCADDY	SBCADDYSM	SCPDRW	SRT	STW	TD	TKP	TVR[1]	UDBX	URT	VTK	WS	WTCD	WTKCUP	WTR
							✓	✓			✓				✓

[1] Not available on BER36S L or R version.
[2] Not available on DAB36S L or R version.
[3] Not available on DAB36S L or R version. Not available with 6″ fluting.
[4] FTKAV and style B-L not available with BER36S L or R version.

Super Lazy Susan Cabinets

SUPER LAZY SUSAN, 34 1/2″ HIGH

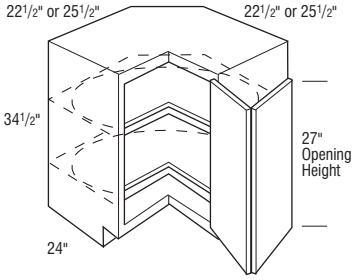

	Cubic Feet	1		2		3		4		5		6		7	
SLSW3336 L or R	25.5	4002		4196		4345		4581		4854		5298		5742	
SLSW3633 L or R	25.5	4002		4196		4345		4581		4854		5298		5742	

- Pan diameter is 28″.

SLSW33 L or R	30.1	3480		3649		3778		3983		4221		4607		4993	
SLSW36 L or R	30.1	3695		3875		4013		4228		4480		4892		5304	

- Pan diameter is 32″.

Notes below apply to all products in section above:

- Doors are connected with a bifold hinge.
- 33″ wide not available on Inset or Beaded Inset styles.

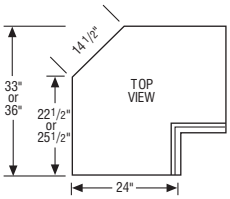

Door & Drawer Options

AF	AOMBWB	CC	CG	GAMD	IFHG[1]	MD	PRMD	PTOWB	SHMD	SPLITDR	SPLITDRWS	TCP
					✓							

End Panel Options

AUTH	CSFPE	EXBK[2]	FFD	FL/FR	FPE	INTGE	IPE
✓	✓	✓		✓	✓		

Custom Modification Options

ADD_SHLF	ADDTK	CBO	CCO	CFNTO	CFP	CFRMO	CHGDRW	CLIP	CMAT	CND	CSDGBK	DRT	DRWSEC	DRWTK	EX	EX_OL	FBFL	FD
		✓								✓					✓	✓		

FDSRTBTM	FLUT[3]	FTK[4]	ID	IH	INVFRM	IW	LIGHT	MIP	OBRB	PFINBTMB	RD	RECTK	RECTK_6	RECTKFRT6	RH	ROSFLUT	RT
	✓	✓		✓				✓				✓			✓	✓	

RW	SBCADDY	SBCADDYSM	SCPDRW	SRT	STW	TD	TKP	TVR	UDBX	URT	VTK	WS	WTCD	WTKCUP	WTR
							✓				✓				✓

[1] Not available with SLSW**** L or R versions.
[2] Not available on 36″ wide.
[3] Not available with 6″ fluting.
[4] Not available with FTKAV and style B-L.

IH/RH availability charts starting on page G•40.
IW/RW availability charts starting on page G•46.

DIAGONAL BASE with FULL HEIGHT DOOR and SUPER LAZY SUSAN, 34 1/2″ HIGH, 24″ DEEP

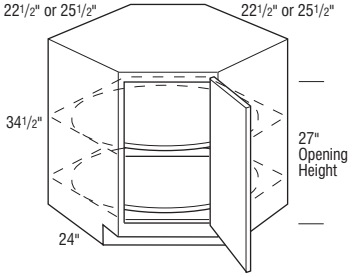

	Cubic Feet	1		2		3		4		5		6		7	
DAB33SLS L or R	25.5	3783		3966		4105		4329		4584		5007		5430	
• Tray diameter is 28″.															
DAB36SLS L or R	30.1	4019		4212		4359		4597		4870		5318		5766	
• Tray diameter is 32″.															

Notes below apply to all products in section above:

- Wood Pans attached to fixed shelf, do rotate individually.
- Recommend hinging on the larger side on bifold units.

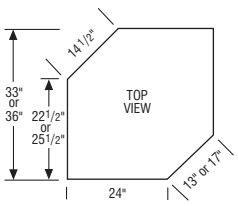

Door & Drawer Options

AF	AOMBWB	CC	CG	GAMD	IFHG	MD	PRMD	PTOWB	SHMD	SPLITDR	SPLITDRWS	TCP
			✓	✓	✓	✓	✓		✓			

End Panel Options

AUTH	CSFPE	EXBK	FFD	FL/FR	FPE	INTGE	IPE
✓	✓	✓	✓	✓	✓	✓	✓

Custom Modification Options

ADD_SHLF	ADDTK	CBO	CCO	CFNTO	CFP	CFRMO	CHGDRW	CLIP	CMAT	CND	CSDGBK	DRT	DRWSEC	DRWTK	EX	EX_OL	FBFL	FD
		✓	✓	✓		✓				✓					✓			

FDSRTBTM	FLUT	FTK[1]	ID	IH	INVFRM	IW	LIGHT	MIP	OBRB	PFINBTMB	RD	RECTK	RECTK_6	RECTKFRT6	RH	ROSFLUT	RT
		✓		✓	✓		✓	✓				✓			✓		

RW	SBCADDY	SBCADDYSM	SCPDRW	SRT	STW	TD	TKP	TVR	UDBX	URT	VTK	WS	WTCD	WTKCUP	WTR
							✓	✓			✓				✓

[1] FTKAV and style B-L not available on 33″ wide.

Super Lazy Susan Cabinets

SUPER LAZY SUSAN with CHROME RAIL, 34 1/2″ HIGH

S

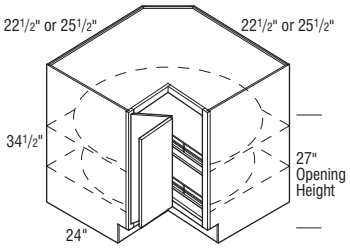

	Cubic Feet	1		2		3		4		5		6		7	
SLSCR3336 L or R	25.5	5186		5441		5631		5938		6290		6868		7446	
SLSCR3633 L or R	25.5	5186		5441		5631		5938		6290		6868		7446	

- Tray diameter is 28″.

SLSCR33 L or R	25.5	4510		4731		4896		5163		5469		5973		6477	
SLSCR36 L or R	30.1	4650		4878		5047		5327		5640		6156		6672	

- Tray diameter is 32″.

Notes below apply to all products in section above:

- Doors are connected with a bifold hinge.
- Wood Pans attached to fixed shelf, do rotate individually.
- 33″ wide not available on Inset or Beaded Inset styles.

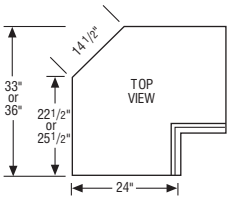

Door & Drawer Options

AF	AOMBWB	CC	CG	GAMD	IFHG[1]	MD	PRMD	PTOWB	SHMD	SPLITDR	SPLITDRWS	TCP
					✓							

End Panel Options

AUTH	CSFPE	EXBK	FFD	FL/FR	FPE	INTGE	IPE
✓	✓	✓		✓	✓		

Custom Modification Options

ADD_SHLF	ADDTK	CBO	CCO	CFNTO	CFP	CFRMO	CHGDRW	CLIP	CMAT	CND	CSDGBK	DRT	DRWSEC	DRWTK	EX	EX_OL	FBFL	FD
		✓								✓					✓	✓		

FDSRTBTM	FLUT[2]	FTK[3]	ID	IH	INVFRM	IW	LIGHT	MIP	OBRB	PFINBTMB	RD	RECTK	RECTK_6	RECTKFRT6	RH	ROSFLUT	RT
	✓	✓	✓					✓				✓			✓	✓	

RW	SBCADDY	SBCADDYSM	SCPDRW	SRT	STW	TD	TKP	TVR	UDBX	URT	VTK	WS	WTCD	WTKCUP	WTR
							✓				✓				✓

[1] Not available with SLSCR**** L or R versions or 33″ wide.
[2] Not available with 6″ fluting.
[3] Not available with FTKAV and style B-L.

IH/RH availability charts starting on page G•40.
IW/RW availability charts starting on page G•46.

SUPER LAZY SUSAN with CHROME RAIL and CORNER DRAWER, 34 1/2″ HIGH

S

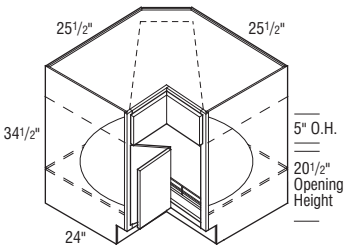

	Cubic Feet	1		2		3		4		5		6		7	
SLSCR36CD L or R	30.1	5104		5350		5539		5841		6185		6757		7329	

- Doors are connected with a bifold hinge.
- Tray diameter is 32″.
- Allow for proper clearance of drawer head when specifying corner drawer cabinets next to appliances.
- Will have 1″ of exposed frame rail so drawer fronts will clear doors and drawer front of adjacent cabinets.
- Not available on Inset and Beaded Inset styles.

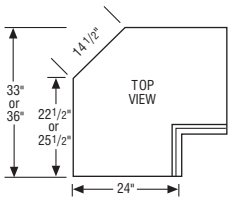

Door & Drawer Options

AF	AOMBWB	CC	CG	GAMD	IFHG	MD	PRMD	PTOWB	SHMD	SPLITDR	SPLITDRWS	TCP

End Panel Options

AUTH	CSFPE	EXBK	FFD	FL/FR	FPE	INTGE	IPE
✓	✓	✓		✓	✓		

Custom Modification Options

ADD_SHLF	ADDTK	CBO	CCO	CFNTO	CFP	CFRMO	CHGDRW	CLIP	CMAT	CND	CSDGBK	DRT	DRWSEC	DRWTK	EX	EX_OL	FBFL	FD
		✓								✓					✓	✓		

FDSRTBTM	FLUT[1]	FTK[2]	ID	IH	INVFRM	IW	LIGHT	MIP	OBRB	PFINBTMB	RD	RECTK	RECTK_6	RECTKFRT6	RH	ROSFLUT	RT
	✓	✓		✓				✓				✓			✓	✓	

RW	SBCADDY	SBCADDYSM	SCPDRW	SRT	STW	TD	TKP	TVR	UDBX	URT	VTK	WS	WTCD	WTKCUP	WTR
							✓				✓				✓

[1] Not available with 6″ fluting.
[2] Not available with FTKAV and style B-L.

BASE ROTATING DEEP BIN, 36″ WIDE

S

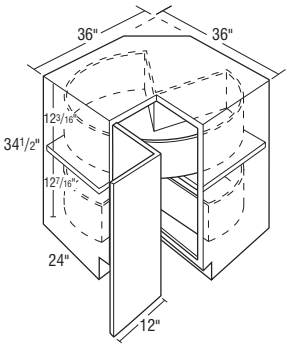

	Cubic Feet	1		2		3		4		5		6		7	
BRDB36 L or R	30.1	4194		4397		4553		4798		5084		5552		6020	

- Doors are connected with a bifold hinge.
- BRDB36 L or R shelves are 30″ diameter. Bins are 6″ tall.
- Decorative hardware screws must be countersunk to prevent scratching of adjacent cabinets and face frame of BRDB.
- Integrated Smart Stop hinge not included.
- Inside bottom of lower deep susan to the fixed shelf is 12 7/16″ high.
- Inside bottom of upper deep susan to the bottom of face frame cross rail is 12 3/16″ high.

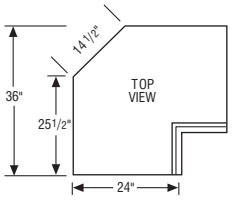

Door & Drawer Options

AF	AOMBWB	CC	CG	GAMD	IFHG	MD	PRMD	PTOWB	SHMD	SPLITDR	SPLITDRWS	TCP
					✓							

End Panel Options

AUTH	CSFPE	EXBK	FFD	FL/FR	FPE	INTGE	IPE
✓	✓			✓	✓		

Custom Modification Options

ADD_SHLF	ADDTK	CBO	CCO	CFNTO	CFP	CFRMO	CHGDRW	CLIP	CMAT	CND	CSDGBK	DRT	DRWSEC	DRWTK	EX	EX_OL	FBFL	FD
		✓								✓					✓	✓		

FDSRTBTM	FLUT[1]	FTK[2]	ID	IH	INVFRM	IW	LIGHT	MIP	OBRB	PFINBTMB	RD	RECTK	RECTK_6	RECTKFRT6	RH	ROSFLUT	RT
	✓	✓		✓				✓				✓			✓	✓	

RW	SBCADDY	SBCADDYSM	SCPDRW	SRT	STW	TD	TKP	TVR	UDBX	URT	VTK	WS	WTCD	WTKCUP	WTR
							✓				✓				✓

[1] Not available with 6″ fluting.
[2] Not available with FTKAV and style B-L.

Lazy Susan Pull-out & Three Corner Drawer Base Cabinets

	Cubic Feet	1		2		3		4		5		6		7	
LSP36 L or R	20.8	4935		5163		5334		5611		5923		6444		6965	

LAZY SUSAN PULL-OUT, 34 1/2″ HIGH, 36″ WIDE

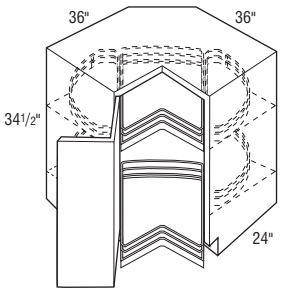

- Doors are connected with a bifold hinge.
- Roto diameter is 30″.
- Rotos attached to fixed shelf and rotate individually.
- Each roto features two half-moon bins (8 3/8″ x 25 1/2″) with plywood shelves and chrome rail sides.
- Center pull-outs have Smart Stop guides and operate independently.

Door & Drawer Options

AF	AOMBWB	CC	CG	GAMD	IFHG	MD	PRMD	PTOWB	SHMD	SPLITDR	SPLITDRWS	TCP
					✓							

End Panel Options

AUTH	CSFPE	EXBK	FFD	FL/FR	FPE	INTGE	IPE
✓	✓	✓		✓	✓		

Custom Modification Options

ADD_SHLF	ADDTK	CBO	CCO	CFNTO	CFP	CFRMO	CHGDRW	CLIP	CMAT	CND	CSDGBK	DRT	DRWSEC	DRWTK	EX	EX_OL	FBFL	FD
		✓	✓							✓					✓	✓		

FDSRTBTM	FLUT[1]	FTK[2]	ID	IH	INVFRM	IW	LIGHT	MIP	OBRB	PFINBTMB	RD	RECTK	RECTK_6	RECTKFRT6	RH	ROSFLUT	RT
	✓	✓		✓				✓							✓	✓	

RW	SBCADDY	SBCADDYSM	SCPDRW	SRT	STW	TD	TKP	TVR	UDBX	URT	VTK	WS	WTCD	WTKCUP	WTR
												✓			✓

[1] Not available with 6″ fluting.
[2] Not available with FTKAV and style B-L.

3CDB36	13.2	5049		5300		5478		5768		6087		6629		7171	

THREE CORNER DRAWER BASE, 34 1/2″ HIGH

S

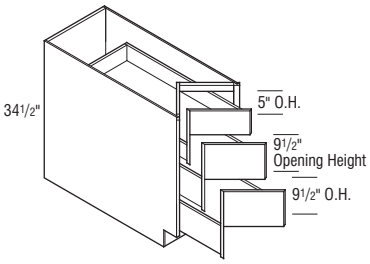

- Must be installed between two cabinets.
- Allow for proper clearance of drawer head when specifying corner drawer cabinets next to appliances.
- Will have less than 3/4″ overlay side reveal for clearance purposes.
- Not available on Inset and Beaded Inset styles.

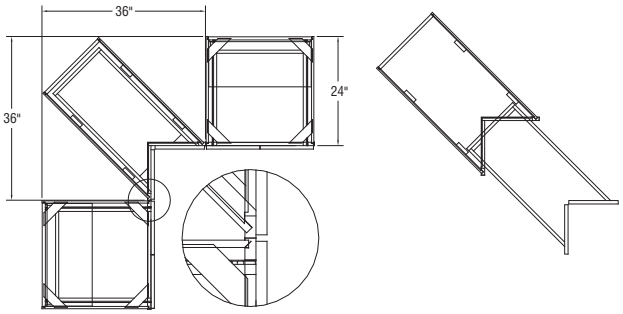

Door & Drawer Options

AF	AOMBWB	CC	CG	GAMD	IFHG	MD	PRMD	PTOWB	SHMD	SPLITDR	SPLITDRWS	TCP

End Panel Options

AUTH	CSFPE	EXBK	FFD	FL/FR	FPE	INTGE	IPE

Custom Modification Options

ADD_SHLF	ADDTK	CBO	CCO	CFNTO	CFP	CFRMO	CHGDRW	CLIP	CMAT	CND	CSDGBK	DRT	DRWSEC	DRWTK	EX	EX_OL[1]	FBFL	FD
		✓														✓		

FDSRTBTM	FLUT	FTK[2]	ID	IH	INVFRM	IW	LIGHT	MIP	OBRB	PFINBTMB	RD	RECTK	RECTK_6	RECTKFRT6	RH	ROSFLUT	RT
		✓						✓	✓								

RW	SBCADDY	SBCADDYSM	SCPDRW	SRT	STW	TD	TKP	TVR	UDBX	URT	VTK	WS	WTCD	WTKCUP	WTR
							✓				✓				✓

[1] Only available on extended stile both.
[2] Not available with FTKAV and style B-L.

IH/RH availability charts starting on page G•40.
IW/RW availability charts starting on page G•46.

BASE SLIDING DOOR ISLAND CABINET, 34 1/2″ HIGH, 24″ DEEP

	Cubic Feet	1		2		3		4		5		6		7	
B72SDI	40.6	4272		4483		4645		4903		5156		5633		6110	

- Cabinet has two Smart Stop Sliding Doors.
- Cabinet has one adjustable full depth shelf in each opening.
- Not available on Inset and Beaded Inset styles.
- Increased depth in 1/4″ increments to 30″.
- Reduced depth in 1/4″ increments to 12″.
- Outside openings 15″ wide. Middle opening is 33″ wide.
- Matching Interior is standard.
- Cabinet is not finished on the back, and would require a skin or panel to finish the back side if used for an island application.

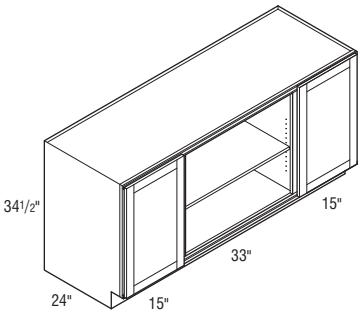

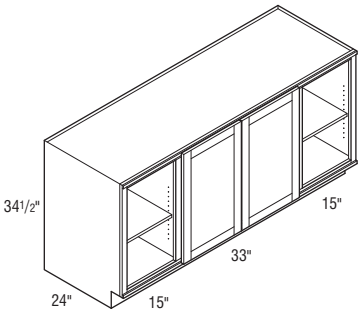

Door & Drawer Options

AF	AOMBWB	CC	CG	GAMD	IFHG	MD	PRMD	PTOWB	SHMD	SPLITDR	SPLITDRWS	TCP

End Panel Options

AUTH	CSFPE	EXBK	FFD	FL/FR	FPE	INTGE	IPE
✓	✓	✓		✓	✓	✓	

Custom Modification Options

ADD_SHLF	ADDTK	CBO	CCO	CFNTO	CFP	CFRMO	CHGDRW	CLIP	CMAT	CND	CSDGBK	DRT	DRWSEC	DRWTK	EX	EX_OL	FBFL	FD
✓																		

FDSRTBTM	FLUT	FTK	ID	IH	INVFRM	IW	LIGHT	MIP	OBRB	PFINBTMB	RD	RECTK	RECTK_6	RECTKFRT6	RH	ROSFLUT	RT
		✓	✓	✓					✓		✓	✓	✓	✓	✓		✓

RW	SBCADDY	SBCADDYSM	SCPDRW	SRT	STW	TD	TKP	TVR	UDBX	URT	VTK	WS	WTCD	WTKCUP	WTR
							✓				✓				

BASE SLIDING DOOR ISLAND CABINET with SLIDING DESK, 34 1/2″ HIGH, 24″ DEEP

S

	Cubic Feet	1		2		3		4		5		6		7	
B72SDIDSK	40.6	4409		4627		4794		5060		5319		5813		6307	

- Cabinet has two Smart Stop Sliding Doors.
- Cabinet has one adjustable full depth shelf in each opening.
- Center section will include a sliding desk with Smart Stop slides.
- Not available on Inset and Beaded Inset styles.
- Increased depth in 1/4″ increments to 30″.
- Outside openings 15″ wide. Middle opening is 33″ wide.
- Matching Interior is standard.
- Cabinet is not finished on the back, and would require a skin or panel to finish the back side if used for an island application.

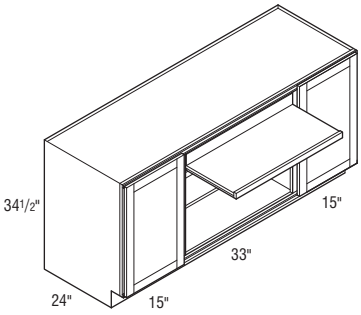

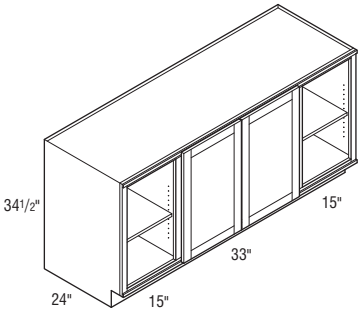

Door & Drawer Options

AF	AOMBWB	CC	CG	GAMD	IFHG	MD	PRMD	PTOWB	SHMD	SPLITDR	SPLITDRWS	TCP

End Panel Options

AUTH	CSFPE	EXBK	FFD	FL/FR	FPE	INTGE	IPE
✓	✓	✓		✓	✓	✓	

Custom Modification Options

ADD_SHLF	ADDTK	CBO	CCO	CFNTO	CFP	CFRMO	CHGDRW	CLIP	CMAT	CND	CSDGBK	DRT	DRWSEC	DRWTK	EX	EX_OL	FBFL	FD
✓																		

FDSRTBTM	FLUT	FTK	ID	IH	INVFRM	IW	LIGHT	MIP	OBRB	PFINBTMB	RD	RECTK	RECTK_6	RECTKFRT6	RH	ROSFLUT	RT
		✓	✓	✓					✓			✓	✓	✓	✓		✓

RW	SBCADDY	SBCADDYSM	SCPDRW	SRT	STW	TD	TKP	TVR	UDBX	URT	VTK	WS	WTCD	WTKCUP	WTR
							✓				✓				

Base Peninsula Cabinets

BASE PENINSULA, 34 1/2″ HIGH, 24″ DEEP

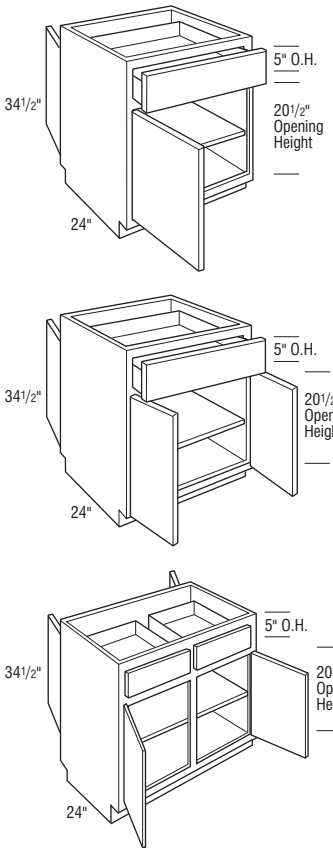

	Cubic Feet	1		2		3		4		5		6		7	
B9P L or R	5.8	1699		1776		1838		1936		2045		2235		2425	
B12P L or R	7.5	1728		1815		1876		1986		2090		2277		2464	
B15P L or R	9.1	1802		1890		1954		2062		2175		2374		2573	
B18P L or R	10.8	1862		1952		2027		2132		2248		2455		2662	
B21P L or R	12.4	1936		2033		2107		2219		2336		2559		2782	
B24P L or R	14.1	2010		2109		2187		2309		2430		2652		2874	
B24P	14.1	2410		2524		2617		2753		2903		3171		3439	
B27P	15.7	2785		2917		3025		3184		3355		3661		3967	
B30P	17.4	2864		3002		3116		3277		3452		3770		4088	
B33P	19.0	2912		3056		3166		3330		3515		3837		4159	
B36P	20.7	2993		3139		3245		3427		3608		3948		4288	
B39P	22.4	3064		3214		3326		3508		3695		4035		4375	
B42P	24.0	3250		3414		3532		3730		3917		4286		4655	
B45P	25.7	3397		3565		3693		3898		4090		4469		4848	
B48P	27.3	3532		3703		3836		4046		4253		4643		5033	

Notes below apply to all products in section above:

- One adjustable Full Depth Shelf.
- Peninsula back includes false drawer front and functional doors.
- Specify location of modification for front or peninsula side.
- Reduced Depths available in 1/4″ increments from 12″ to 23 3/4″.
- Exceptions may apply when using IW with Wide stiles. Please reference these sections in Section G for more details.

Door & Drawer Options

AF	AOMBWB	CC	CG	GAMD	IFHG	MD	PRMD[1]	PTOWB	SHMD[2]	SPLITDR[3]	SPLITDRWS[4]	TCP
			✓	✓	✓	✓	✓		✓	✓	✓	

End Panel Options

AUTH	CSFPE	EXBK	FFD	FL/FR[2]	FPE	INTGE	IPE
✓	✓			✓	✓	✓	✓

Custom Modification Options

ADD_SHLF	ADDTK	CBO	CCO	CFNTO	CFP	CFRMO	CHGDRW	CLIP[5]	CMAT	CND	CSDGBK	DRT	DRWSEC[6]	DRWTK	EX	EX_OL	FBFL	FD[7]
		✓	✓		✓			✓		✓			✓		✓	✓		✓

FDSRTBTM	FLUT[8]	FTK[9]	ID	IH	INVFRM[10]	IW[11]	LIGHT	MIP	OBRB	PFINBTMB	RD	RECTK	RECTK_6[12]	RECTKFRT6	RH	ROSFLUT	RT
	✓	✓		✓	✓	✓		✓	✓		✓	✓	✓	✓	✓	✓	

RW	SBCADDY	SBCADDYSM	SCPDRW	SRT	STW	TD	TKP	TVR[13]	UDBX[4]	URT	VTK	WS[14]	WTCD[15]	WTKCUP[16]	WTR
			✓				✓	✓	✓		✓	✓	✓	✓	✓

[1] Not available on 9″, 12″ or 24″ (2 doors) wide.
[2] Not available on 9″ wide.
[3] Only available on 24″ (2 doors)-39″ wide.
[4] Only available on 24″ (1 door and 2 doors)-39″ wide.
[5] Not available on 9″, 12″ or 24″ (2 doors) wide.
[6] Not available on 9″-15″, 27″-39″, or 45″ wide
[7] Only available on 30″ and 36″ wide.
[8] 6″ fluting not available on 9″, 12″, 15″, or 24″ (2 doors) wide. Fluting both 6″ also not available on 18-24″ (1 door) wide.
[9] FTKAV and style B-L not available on 9″ or 12″ wide.
[10] Not available on 21″ wide.
[11] Not available on 24″ (1 door) or 48″ wide.
[12] 9″ or 12″ wide can only be recessed in front and/or back. 15″ and 18″ wide can only be recessed in the front, back, and/or one side only.
[13] Not available on 18″, 21″, 24″ (2 doors), or 27″ wide. TVRAV and style B-L also not available on 12″ or 42″ wide.
[14] Not available on 9″ or 24″ (2 doors) wide.
[15] Only available on 15″, 18″, 21″, 24″, 30″, 36″, 42″, and 48″ wide.
[16] Only available on 18″ and 36″ wide.

IH/RH availability charts starting on page G•40.
IW/RW availability charts starting on page G•46.

FULL HEIGHT BASE PENINSULA, 34 1/2″ HIGH, 24″ DEEP

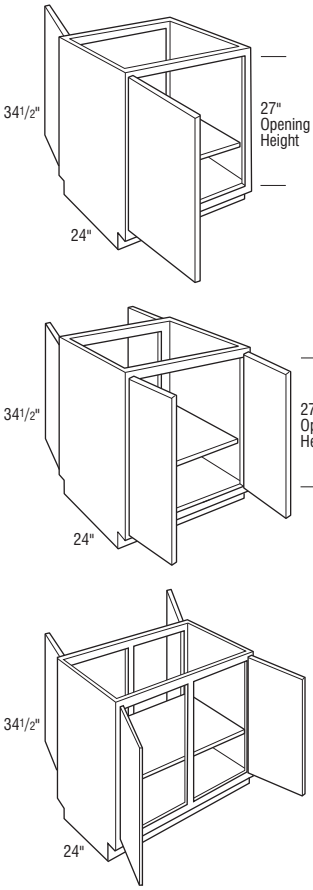

	Cubic Feet	1	2	3	4	5	6	7
B9FHP L or R	5.8	1644	1723	1784	1877	1988	2175	2362
B12FHP L or R	7.5	1682	1770	1827	1923	2040	2227	2414
B15FHP L or R	9.1	1707	1791	1854	1951	2067	2256	2445
B18FHP L or R	10.8	1811	1901	1970	2073	2196	2399	2602
B21FHP L or R	12.4	1834	1926	1990	2097	2223	2430	2637
B24FHP L or R	14.1	1945	2043	2111	2223	2359	2575	2791
B24FHP	14.1	2334	2455	2537	2672	2833	3094	3355
B27FHP	15.7	2464	2583	2676	2816	2986	3260	3534
B30FHP	17.4	2794	2935	3035	3195	3387	3700	4013
B33FHP	19.0	2824	2966	3066	3229	3422	3737	4052
B36FHP	20.7	2922	3068	3178	3345	3547	3874	4201
B39FHP	22.4	2988	3136	3243	3417	3622	3956	4290
B42FHP	24.0	3189	3352	3465	3649	3870	4226	4582
B45FHP	25.7	3296	3460	3582	3770	3994	4366	4738
B48FHP	27.3	3398	3571	3695	3889	4125	4501	4877

Notes below apply to all products in section above:

- One adjustable Full Depth Shelf.
- Specify location of modification for front or peninsula side.
- Increased Depths available in 1/4″ increments from 24 1/4″ to 30″.
- Reduced Depths available in 1/4″ increments from 6″ to 23 3/4″.
- Exceptions may apply when using IW with Clipped Corners or Wide Stiles. Please reference these sections in Section G for more details.

Door & Drawer Options

AF	AOMBWB	CC	CG	GAMD[1]	IFHG	MD[1]	PRMD[2]	PTOWB	SHMD[1]	SPLITDR[3]	SPLITDRWS	TCP
			✓	✓	✓	✓	✓		✓	✓		

End Panel Options

AUTH	CSFPE	EXBK	FFD	FL/FR	FPE	INTGE	IPE
✓	✓			✓	✓	✓	✓

Custom Modification Options

ADD_SHLF	ADDTK	CBO	CCO	CFNTO	CFP	CFRMO	CHGDRW	CLIP[4]	CMAT	CND	CSDGBK	DRT	DRWSEC	DRWTK	EX	EX_OL	FBFL	FD
		✓	✓	✓		✓		✓		✓					✓	✓		

FDSRTBTM	FLUT[5]	FTK[6]	ID	IH	INVFRM	IW[7]	LIGHT	MIP	OBRB	PFINBTMB	RD	RECTK	RECTK_6[8]	RECTKFRT6	RH	ROSFLUT[9]	RT
	✓	✓	✓	✓		✓		✓	✓		✓	✓	✓	✓	✓	✓	

RW	SBCADDY	SBCADDYSM	SCPDRW	SRT	STW	TD	TKP	TVR[10]	UDBX	URT	VTK	WS[11]	WTCD	WTKCUP	WTR
							✓	✓			✓	✓			✓

[1] Not available on 9″ wide.
[2] Not available on 9″, 12″ or 24″ (2 doors) wide.
[3] Only available on 30″-39″ wide.
[4] Not available on 9″, 12″ or 24″ (2 doors) wide.
[5] Not available on 24″ (2 doors) or 27″ wide. Fluting both 3″ not available on 9″ wide. 6″ fluting not available on 9″-21″ wide.
[6] FTKAV and style B-L not available on 9″ or 12″ wide.
[7] Not available on 48″ wide.
[8] 9″ and 12″ wide can only be recessed in front and/or back. 15″ and 18″ wide can only be recessed in the front, back, and/or one side only.
[9] Not available on 24″ (2 doors) or 27″ wide. Fluting both not available on 9″ or 30″-48″ wide.
[10] Not available on 9″ or 42″-48″ wide. TVRAV and style B-L also not available on 12″ wide.
[11] Not available on 9″ wide and wide stile 3″ also not available on 12″ wide.

Base Corner Peninsula Cabinets

	Cubic Feet	1		2		3		4		5		6		7	
BASE CORNER PENINSULA, 34 1/2″ HIGH **BCP27**	15.7	2010		2109		2187		2309		2430		2656		2882	

- Specify location of modification for front or peninsula side.
- One adjustable Full Depth Shelf.
- Reduced Depths available in 1/4″ increments from 12″ to 23 3/4″.

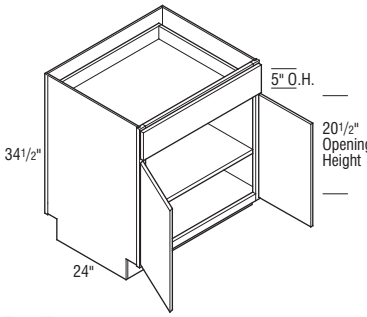

Front View (Other Room Side)

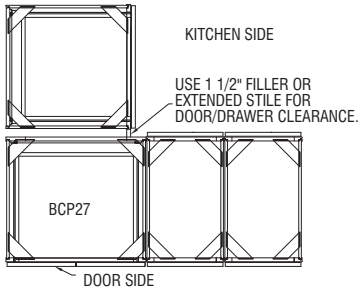

Top View

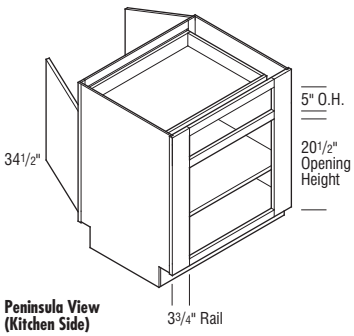

Peninsula View (Kitchen Side)

Door & Drawer Options

AF	AOMBWB	CC	CG	GAMD	IFHG	MD	PRMD	PTOWB	SHMD	SPLITDR	SPLITDRWS	TCP
					✓							

End Panel Options

AUTH	CSFPE	EXBK	FFD	FL/FR	FPE	INTGE	IPE
✓	✓			✓	✓	✓	✓

Custom Modification Options

ADD_SHLF	ADDTK	CBO	CCO	CFNTO	CFP	CFRMO	CHGDRW	CLIP	CMAT	CND	CSDGBK	DRT	DRWSEC	DRWTK	EX	EX_OL	FBFL	FD
								✓							✓	✓		

FDSRTBTM	FLUT[1]	FTK	ID	IH	INVFRM	IW	LIGHT	MIP	OBRB	PFINBTMB	RD	RECTK	RECTK_6	RECTKFRT6	RH	ROSFLUT[2]	RT
	✓			✓				✓			✓		✓	✓	✓	✓	

RW	SBCADDY	SBCADDYSM	SCPDRW	SRT	STW	TD	TKP	TVR	UDBX	URT	VTK	WS	WTCD	WTKCUP	WTR
												✓			

[1] Only available with FLUT3B.P.
[2] Only available with ROSFLUT3B.P.

IH/RH availability charts starting on page G•40.
IW/RW availability charts starting on page G•46.

FULL HEIGHT BASE with TRAY DIVIDER, 34 1/2″ HIGH, 24″ DEEP

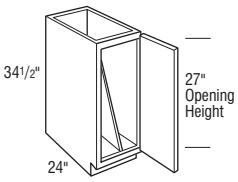

	Cubic Feet	1		2		3		4		5		6		7	
TD6FH L or R	4.1	958		1010		1026		1079		1144		1249		1354	
TD9FH L or R	5.8	1140		1197		1241		1305		1385		1517		1649	
TD12FH L or R	7.5	1187		1241		1287		1351		1431		1564		1697	
TD15FH L or R	9.1	1234		1297		1346		1417		1503		1631		1759	
TD18FH L or R	10.8	1281		1341		1391		1463		1546		1690		1834	

- Utilizes a slab door on cabinets up to 9″ wide.
- Not available on Inset and Beaded Inset styles.
- Does not include dividers or tracks. Increased width models 7 1/2″ or wider include divider and tracks.

Door & Drawer Options

AF	AOMBWB	CC	CG[1]	GAMD[2]	IFHG[1]	MD[2]	PRMD[4]	PTOWB	SHMD[2]	SPLITDR	SPLITDRWS	TCP
			✓	✓	✓	✓	✓		✓			

End Panel Options

AUTH	CSFPE	EXBK	FFD[1]	FL/FR	FPE	INTGE	IPE[1]
✓	✓	✓	✓	✓	✓	✓	✓

Custom Modification Options

ADD_SHLF	ADDTK	CBO	CCO[3]	CFNTO	CFP[1]	CFRMO	CHGDRW	CLIP[5]	CMAT	CND	CSDGBK	DRT	DRWSEC	DRWTK	EX	EX_OL	FBFL	FD
		✓	✓	✓	✓	✓		✓		✓	✓				✓	✓		

FDSRTBTM	FLUT[6]	FTK[7]	ID	IH	INVFRM	IW[8]	LIGHT	MIP	OBRB	PFINBTMB	RD	RECTK	RECTK_6	RECTKFRT6	RH	ROSFLUT[9]	RT
	✓	✓		✓		✓		✓	✓		✓				✓	✓	

RW	SBCADDY	SBCADDYSM	SCPDRW	SRT	STW	TD	TKP	TVR[10]	UDBX	URT	VTK	WS	WTCD	WTKCUP	WTR
								✓				✓			✓

[1] Not available on 6″ wide.
[2] Not available on 6″ or 9″ wide.
[3] Only available on 6″ wide.
[4] Only available on 15″ wide.
[5] Not available on 6″ or 12″ wide.
[6] Fluting both 3″ not available on 9″-12″ wide. 6″ fluting not available.
[7] FTKAV and style B-L not available on 6″-12″ wide.
[8] Not available on 18″ wide.
[9] Fluting both not available on 9″-12″ wide.
[10] Not available on 6″ wide. TVRAV and style B-L also not available on 9″ or 12″ wide.

BASE with TRAY DIVIDER, 34 1/2″ HIGH, 24″ DEEP

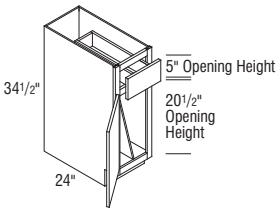

	Cubic Feet	1		2		3		4		5		6		7	
TD9 L or R	5.8	1195		1247		1299		1367		1438		1567		1696	
TD12 L or R	7.5	1226		1287		1337		1406		1485		1628		1771	

- Reduced Depths available in 1/4″ increments from 12″ to 23 3/4″.

Door & Drawer Options

AF	AOMBWB	CC	CG	GAMD[1]	IFHG	MD[1]	PRMD	PTOWB	SHMD[1]	SPLITDR	SPLITDRWS	TCP
			✓	✓	✓	✓			✓			

End Panel Options

AUTH	CSFPE	EXBK	FFD	FL/FR	FPE	INTGE	IPE
✓	✓	✓	✓	✓	✓	✓	✓

Custom Modification Options

ADD_SHLF	ADDTK	CBO	CCO	CFNTO	CFP	CFRMO	CHGDRW	CLIP	CMAT	CND	CSDGBK	DRT	DRWSEC	DRWTK	EX	EX_OL	FBFL	FD
		✓	✓	✓	✓	✓				✓	✓				✓	✓		

FDSRTBTM	FLUT[2]	FTK[3]	ID	IH	INVFRM[1]	IW	LIGHT	MIP	OBRB	PFINBTMB	RD	RECTK	RECTK_6	RECTKFRT6	RH	ROSFLUT	RT
	✓	✓		✓	✓			✓	✓		✓				✓	✓	

RW	SBCADDY	SBCADDYSM	SCPDRW	SRT	STW	TD	TKP	TVR[4]	UDBX	URT	VTK	WS	WTCD	WTKCUP	WTR
			✓					✓				✓			✓

[1] Not available on 9″ wide.
[2] Not available with 6″ fluting.
[3] Not available with FTKAV and style B-L.
[4] TVRAV and style B-L not available on 9″ wide.

Base with Roll-out Tray Divider & Base Transition Cabinets

BASE with ROLL-OUT TRAY DIVIDER, 34 1/2″ HIGH, 24″ DEEP

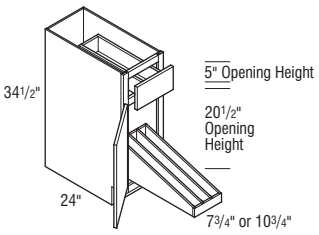

	Cubic Feet	1		2		3		4		5		6		7	
B12TDRO L or R	7.5	1855		1935		1994		2091		2207		2391		2575	
• Pull-out has three compartments.															
B15TDRO L or R	9.1	1952		2035		2099		2207		2313		2510		2707	
• Pull-out has four compartments.															

Notes below apply to all products in section above:

- Dividers are removable.
- Not available on Inset and Beaded Inset styles.

Door & Drawer Options

AF	AOMBWB	CC	CG	GAMD	IFHG	MD	PRMD[1]	PTOWB	SHMD	SPLITDR	SPLITDRWS	TCP
			✓	✓		✓	✓		✓			

End Panel Options

AUTH	CSFPE	EXBK	FFD	FL/FR	FPE	INTGE	IPE
✓	✓	✓		✓	✓	✓	

Custom Modification Options

ADD_SHLF	ADDTK	CBO	CCO	CFNTO	CFP	CFRMO	CHGDRW	CLIP	CMAT	CND	CSDGBK	DRT	DRWSEC	DRWTK	EX	EX_OL	FBFL	FD
		✓	✓	✓	✓	✓				✓	✓				✓	✓		

FDSRTBTM	FLUT[2]	FTK[3]	ID	IH	INVFRM	IW	LIGHT	MIP	OBRB	PFINBTMB	RD	RECTK	RECTK_6	RECTKFRT6	RH	ROSFLUT	RT
	✓	✓		✓	✓			✓	✓			✓				✓	

RW	SBCADDY	SBCADDYSM	SCPDRW	SRT	STW	TD	TKP	TVR[4]	UDBX	URT	VTK	WS	WTCD[1]	WTKCUP	WTR
			✓				✓	✓			✓		✓		✓

[1] Not available on 12″ wide.
[2] Not available with 6″ fluting.
[3] FTKAV and style B-L not available on 12″ wide.
[4] TVRAV and style B-L not available on 12″ wide.

BASE TRANSITION CABINET, 34 1/2″ HIGH

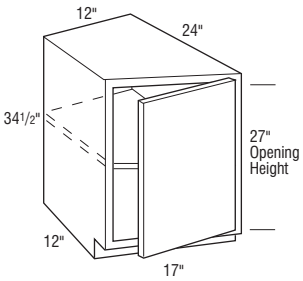

Left Angle Shown

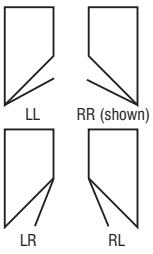

Hinging Options

BTC12LL	7.5	1514		1582		1644		1732		1806		1970		2134	
BTC12RR	7.5	1514		1582		1644		1732		1806		1970		2134	
BTC12LR	7.5	1514		1582		1644		1732		1806		1970		2134	
BTC12RL	7.5	1514		1582		1644		1732		1806		1970		2134	

- One adjustable Full Depth Shelf.
- Flushed Ends, FFD on End, Inset Panel Ends, and Integral Ends available on angled side only.
- Increased Depths available in 1/4″ increments from 24 1/4″ to 30″.
- Reduced Depths available in 1/4″ increments from 18″ to 23 3/4″.
- When Inset or Beaded Inset styles are specified, the door must be hinged on the same side as the angle side.

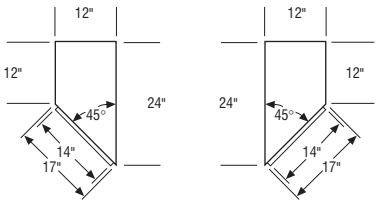

Door & Drawer Options

AF	AOMBWB	CC	CG	GAMD	IFHG	MD	PRMD	PTOWB	SHMD	SPLITDR	SPLITDRWS	TCP
			✓	✓	✓	✓	✓		✓			

End Panel Options

AUTH[1]	CSFPE[2]	EXBK	FFD	FL/FR	FPE	INTGE[3]	IPE
✓	✓	✓		✓	✓	✓	✓

Custom Modification Options

ADD_SHLF	ADDTK	CBO	CCO	CFNTO	CFP	CFRMO	CHGDRW	CLIP	CMAT	CND	CSDGBK	DRT	DRWSEC	DRWTK	EX	EX_OL	FBFL	FD
		✓		✓		✓				✓	✓							

FDSRTBTM	FLUT	FTK	ID	IH	INVFRM	IW	LIGHT	MIP	OBRB	PFINBTMB	RD	RECTK	RECTK_6	RECTKFRT6	RH	ROSFLUT	RT
		✓	✓	✓				✓	✓		✓	✓			✓		

RW	SBCADDY	SBCADDYSM	SCPDRW	SRT	STW	TD	TKP	TVR	UDBX	URT	VTK	WS	WTCD	WTKCUP	WTR
							✓				✓				✓

[1] Not available on authentic flush ends both.
[2] Not available with car siding flush panel ends left.
[3] Not available on depths less than 24″.

IH/RH availability charts starting on page G•40.
IW/RW availability charts starting on page G•46.

BASE END CABINET, 34 1/2″ HIGH, 24″ DEEP

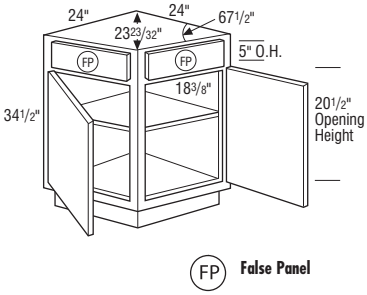

	Cubic Feet	1		2		3		4		5		6		7	
BEC24FP	14.1	2061		2165		2239		2367		2480		2708		2936	

- One adjustable Full Depth Shelf.
- Includes top support panel for stability, 3/8″ thick.
- Wood Top with dimensions to match this unit is available for field installation. See page Q•7.
- Finished Ends available on one end only.
- When Inset or Beaded Inset styles are specified, the doors must be hinged to the center face frame stiles.

Door & Drawer Options

AF	AOMBWB	CC	CG	GAMD	IFHG	MD	PRMD	PTOWB	SHMD	SPLITDR	SPLITDRWS	TCP
			✓	✓	✓	✓	✓		✓		✓	

End Panel Options

AUTH[1]	CSFPE	EXBK	FFD	FL/FR	FPE	INTGE	IPE
✓				✓			

Custom Modification Options

ADD_SHLF	ADDTK	CBO	CCO	CFNTO	CFP	CFRMO	CHGDRW	CLIP	CMAT	CND	CSDGBK	DRT	DRWSEC	DRWTK	EX	EX_OL	FBFL	FD
			✓	✓		✓				✓								

FDSRTBTM	FLUT	FTK	ID	IH	INVFRM	IW	LIGHT	MIP	OBRB	PFINBTMB	RD	RECTK	RECTK_6	RECTKFRT6	RH	ROSFLUT	RT
		✓		✓				✓	✓			✓			✓		

RW	SBCADDY	SBCADDYSM	SCPDRW	SRT	STW	TD	TKP	TVR	UDBX	URT	VTK	WS	WTCD	WTKCUP	WTR
							✓				✓				✓

[1] Not available with authentic flush ends both.

BASE END CABINET, 34 1/2″ HIGH, 24″ DEEP

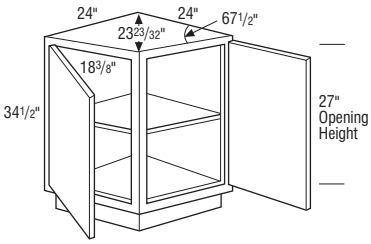

	Cubic Feet	1		2		3		4		5		6		7	
BEC24	14.1	2061		2165		2239		2367		2480		2708		2936	

- One adjustable Full Depth Shelf.
- Wood Top with dimensions to match this unit is available for field installation. See page Q•7.
- Finished Ends available on one end only.
- When Inset or Beaded Inset styles are specified, the doors must be hinged to the center face frame stiles.

Door & Drawer Options

AF	AOMBWB	CC	CG	GAMD	IFHG	MD	PRMD	PTOWB	SHMD	SPLITDR	SPLITDRWS	TCP
			✓	✓	✓	✓	✓		✓			

End Panel Options

AUTH[1]	CSFPE	EXBK	FFD	FL/FR	FPE	INTGE	IPE
✓				✓			

Custom Modification Options

ADD_SHLF	ADDTK	CBO	CCO	CFNTO	CFP	CFRMO	CHGDRW	CLIP	CMAT	CND	CSDGBK	DRT	DRWSEC	DRWTK	EX	EX_OL	FBFL	FD
		✓	✓	✓		✓				✓								

FDSRTBTM	FLUT	FTK	ID	IH	INVFRM	IW	LIGHT	MIP	OBRB	PFINBTMB	RD	RECTK	RECTK_6	RECTKFRT6	RH	ROSFLUT	RT
		✓		✓				✓	✓			✓			✓		

RW	SBCADDY	SBCADDYSM	SCPDRW	SRT	STW	TD	TKP	TVR	UDBX	URT	VTK	WS	WTCD	WTKCUP	WTR
							✓				✓				✓

[1] Not available with authentic flush ends both.

Base Angled Cabinets

BASE ANGLED CABINET and FULL HEIGHT BASE ANGLED CABINET, 34 1/2″ HIGH – 45° ANGLE

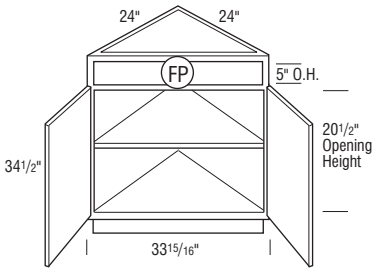

FP **False Panel**

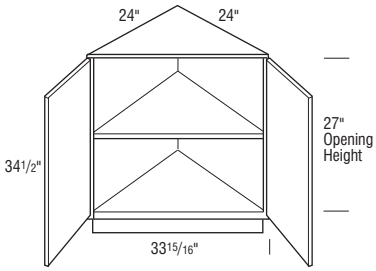

	Cubic Feet	1		2		3		4		5		6		7	
BAC24	14.1	1990		2090		2156		2276		2398		2618		2838	
BAC24FH	14.1	1990		2090		2156		2276		2398		2618		2838	

Notes below apply to all products in section above:

- One adjustable Full Depth Shelf.
- Wood Top with dimensions to match this unit is available for field installation. See page Q•7.
- Finished Ends available on one end only.
- Only available in Inset and Beaded Inset when used in conjunction with a finial hinge.

Door & Drawer Options

AF	AOMBWB	CC	CG	GAMD	IFHG	MD	PRMD	PTOWB	SHMD	SPLITDR	SPLITDRWS[1]	TCP
			✓	✓	✓	✓	✓		✓	✓	✓	

End Panel Options

AUTH[2]	CSFPE	EXBK	FFD	FL/FR	FPE	INTGE	IPE
✓							

Custom Modification Options

ADD_SHLF	ADDTK	CBO	CCO	CFNTO	CFP	CFRMO	CHGDRW	CLIP	CMAT	CND	CSDGBK	DRT	DRWSEC	DRWTK	EX	EX_OL	FBFL	FD
		✓	✓	✓		✓				✓								

FDSRTBTM	FLUT	FTK	ID	IH	INVFRM	IW	LIGHT	MIP	OBRB	PFINBTMB	RD	RECTK[1]	RECTK_6	RECTKFRT6	RH	ROSFLUT	RT
		✓		✓				✓	✓			✓			✓		

RW	SBCADDY	SBCADDYSM	SCPDRW	SRT	STW	TD	TKP	TVR	UDBX	URT	VTK	WS	WTCD	WTKCUP	WTR
							✓				✓				✓

[1] Not available on BAC24FH version.
[2] Not available with authentic flush ends both.

IH/RH availability charts starting on page G•40.
IW/RW availability charts starting on page G•46.

135° CORNER OUTSIDE BASE, 34 1/2″ HIGH, 24″ DEEP

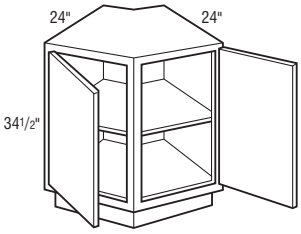

	Cubic Feet	1		2		3		4		5		6		7	
BFH6COA	21.2	2715		2761		2913		3091		3218		3504		3790	
BFH9COA	26.4	2909		2957		3120		3313		3448		3754		4060	
BFH12COA	32.1	3103		3154		3328		3533		3677		4004		4331	

- Doors are hinged on outside of frame.
- Adjustable shelf cannot be removed from cabinet.
- No leg changes allowed.
- Reduced depths available in 3″ increments from 12″ to 21″.

Model	A Dimension	B Dimension
BFH6COA	6″	15 15/16″
BFH9COA	9″	18 15/16″
BFH12COA	12″	21 15/16″

A indicates back width of cabinet and wall space
B indicates face frame width

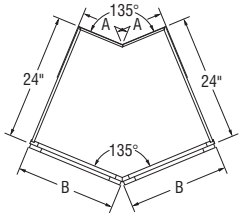

Top View

Door & Drawer Options

AF	AOMBWB	CC	CG	GAMD	IFHG	MD	PRMD	PTOWB	SHMD	SPLITDR	SPLITDRWS	TCP
			✓		✓	✓	✓		✓			

End Panel Options

AUTH	CSFPE	EXBK	FFD	FL/FR	FPE	INTGE	IPE
✓	✓			✓	✓		

Custom Modification Options

ADD_SHLF	ADDTK	CBO	CCO	CFNTO	CFP	CFRMO	CHGDRW	CLIP	CMAT	CND	CSDGBK	DRT	DRWTK	DRWSEC	EX	EX_OL[1]	FBFL	FD
		✓	✓							✓	✓				✓	✓		

FDSRTBTM	FLUT	FTK	ID	IH	INVFRM	IW	LIGHT	MIP	OBRB	PFINBTMB	RD	RECTK	RECTK_6	RECTKFRT6	RH	ROSFLUT	RT
				✓				✓		✓	✓						

RW	SBCADDY	SBCADDYSM	SCPDRW	SRT	STW	TD	TKP	TVR	UDBX	URT	VTK	WS	WTCD	WTKCUP	WTR
												✓			✓

[1] Not available with extended stile both.

135° Corner Base Cabinets

135° CORNER INSIDE BASE, 34 1/2″ HIGH, 24″ DEEP

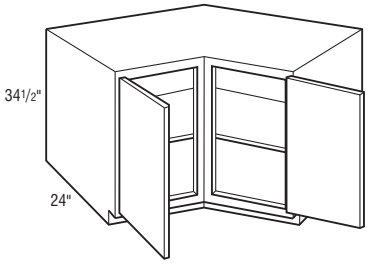

	Cubic Feet	1		2		3		4		5		6		7	
BFH21CIA	29.4	2715		2761		2913		3091		3218		3504		3790	
BFH24CIA	35.3	2909		2957		3120		3313		3448		3754		4060	
BFH27CIA	41.7	3103		3154		3328		3533		3677		4004		4331	

- Doors are hinged on outside of frame.
- Adjustable shelf cannot be removed from cabinet.
- No leg changes allowed.
- Reduced depths available in 3″ increments from 12″ to 21″.

Model	A Dimension	B Dimension
BFH21CIA	21″	11 3/32″
BFH24CIA	24″	14 3/32″
BFH27CIA	27″	17 3/32″

A indicates back width of cabinet and wall space
B indicates face frame width

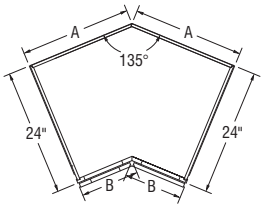

Top View

Door & Drawer Options

AF	AOMBWB	CC	CG	GAMD	IFHG	MD	PRMD	PTOWB	SHMD	SPLITDR	SPLITDRWS	TCP
			✓		✓	✓	✓		✓			

End Panel Options

AUTH	CSFPE	EXBK	FFD	FL/FR	FPE	INTGE	IPE
✓	✓			✓	✓		

Custom Modification Options

ADD_SHLF	ADDTK	CBO	CCO	CFNTO	CFP	CFRMO	CHGDRW	CLIP	CMAT	CND	CSDGBK	DRT	DRWSEC	DRWTK	EX	EX_OL	FBFL	FD
		✓	✓							✓	✓				✓	✓		

FDSRTBTM	FLUT[1]	FTK	ID	IH	INVFRM	IW	LIGHT	MIP	OBRB	PFINBTMB	RD	RECTK	RECTK_6	RECTKFRT6	RH	ROSFLUT	RT
	✓			✓				✓		✓	✓					✓	

RW	SBCADDY	SBCADDYSM	SCPDRW	SRT	STW	TD	TKP	TVR	UDBX	URT	VTK	WS	WTCD	WTKCUP	WTR
												✓			✓

[1] Not available with 6″ fluting.

IH/RH availability charts starting on page G•40.
IW/RW availability charts starting on page G•46.

BASE with MIXER SHELF, 34 1/2″ HIGH, 24″ DEEP

S

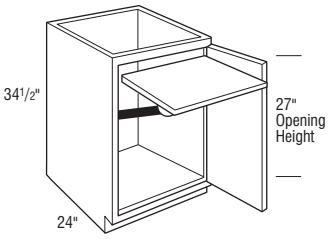

	Cubic Feet	1		2		3		4		5		6		7	
B18FHMIXSC L or R	10.8	2487		2606		2708		2847		3009		3285		3561	
B21FHMIXSC L or R	12.4	2572		2692		2792		2941		3093		3408		3723	
B24FHMIXSC L or R	14.1	2649		2777		2880		3039		3205		3486		3767	

- Weight capacity of mixer shelf is 26 pounds.
- Appliance height clearance for swing-out mixer shelf is 20″.
- Mixer Shelf features Smart Stop.

Door & Drawer Options

AF	AOMBWB	CC	CG	GAMD	IFHG	MD	PRMD	PTOWB	SHMD	SPLITDR	SPLITDRWS	TCP
			✓	✓	✓	✓	✓		✓			

End Panel Options

AUTH	CSFPE	EXBK	FFD	FL/FR	FPE	INTGE	IPE
✓	✓	✓		✓	✓		

Custom Modification Options

ADD_SHLF	ADDTK	CBO	CCO	CFNTO	CFP	CFRMO	CHGDRW	CLIP	CMAT	CND	CSDGBK	DRT	DRWSEC	DRWTK	EX	EX_OL	FBFL	FD
										✓	✓			✓	✓	✓		

FDSRTBTM	FLUT[1]	FTK	ID	IH	INVFRM	IW	LIGHT	MIP	OBRB	PFINBTMB	RD	RECTK	RECTK_6[2]	RECTKFRT6	RH	ROSFLUT	RT
	✓	✓						✓				✓	✓	✓		✓	

RW	SBCADDY	SBCADDYSM	SCPDRW	SRT	STW	TD	TKP	TVR	UDBX	URT	VTK	WS	WTCD	WTKCUP	WTR
							✓				✓				

[1] Not available with 6″ fluting.
[2] 18″ wide can only be recessed in the front, back, and/or one side only.

BASE with PLASTIC STORAGE BINS, 34 1/2″ HIGH, 24″ DEEP

S

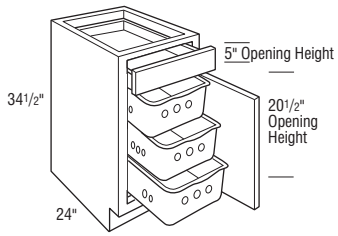

B15PSB L or R	9.1	1742		1823		1890		1990		2091		2287		2483	
B18PSB L or R	10.8	1789		1872		1936		2046		2165		2371		2577	

- Three plastic pull-out storage bins, 10″ W x 5″ H x 13 1/2″ D.
- Unit is 11 1/2″ W x 21″ H x 17 3/4″ D.
- Reduced Depth of 21″ available.
- Only available in Inset and Beaded Inset when used in conjunction with a finial hinge.
- B15PSB L or R not available in Inset.

Door & Drawer Options

AF	AOMBWB	CC	CG	GAMD	IFHG	MD	PRMD	PTOWB	SHMD	SPLITDR	SPLITDRWS	TCP
			✓	✓	✓	✓	✓		✓			

End Panel Options

AUTH	CSFPE	EXBK	FFD	FL/FR	FPE	INTGE	IPE
✓	✓	✓		✓	✓	✓	✓

Custom Modification Options

ADD_SHLF	ADDTK	CBO	CCO	CFNTO	CFP	CFRMO	CHGDRW[1]	CLIP	CMAT	CND	CSDGBK	DRT	DRWSEC[1]	DRWTK	EX	EX_OL	FBFL	FD
		✓	✓	✓		✓	✓			✓	✓		✓	✓	✓	✓		

FDSRTBTM	FLUT[2]	FTK	ID	IH	INVFRM	IW	LIGHT	MIP	OBRB	PFINBTMB	RD	RECTK	RECTK_6[3]	RECTKFRT6	RH	ROSFLUT	RT
	✓	✓	✓	✓			✓	✓			✓	✓	✓	✓	✓	✓	

RW	SBCADDY	SBCADDYSM	SCPDRW	SRT	STW	TD	TKP	TVR[4]	UDBX	URT	VTK	WS	WTCD	WTKCUP[5]	WTR
							✓	✓			✓		✓	✓	✓

[1] Only available on 18″ wide.
[2] Not available with 6″ fluting.
[3] Can only be recessed in the front, back, and/or one side only.
[4] Not available on 18″ wide.
[5] Not available on 15″ wide.

Base Open Basket Cabinets & Base Box Column Pull-outs

BASE OPEN BASKET with ARCHED VALANCE, 34 1/2″ HIGH, 24″ DEEP

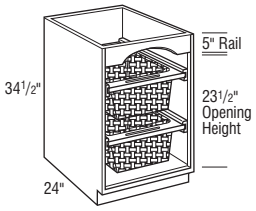

	Cubic Feet	1		2		3		4		5		6		7	
BOB15AV	9.1	3601		3601		3601		3601		3601		3601		3601	

- Basket size 11 5/16″ W x 7 7/8″ H x 21 1/4″ D.

BOB18AV	10.8	3668		3668		3668		3668		3668		3668		3668	

- Basket size 14 5/16″ W x 7 7/8″ H x 21 1/4″ D.

Notes below apply to all products in section above:

- Matching Interior standard.
- Two wicker baskets.
- Handles and Rails are natural finish.
- Finish of wicker baskets will be the same regardless of cabinet finish/door style.
- Arched Top Valance Rail standard.
- Not available on Beaded Inset styles.

Door & Drawer Options

AF	AOMBWB	CC	CG	GAMD	IFHG	MD	PRMD	PTOWB	SHMD	SPLITDR	SPLITDRWS	TCP

End Panel Options

AUTH	CSFPE	EXBK	FFD	FL/FR	FPE	INTGE	IPE
✓	✓	✓		✓	✓		

Custom Modification Options

ADD_SHLF	ADDTK	CBO	CCO	CFNTO	CFP	CFRMO	CHGDRW	CLIP	CMAT	CND	CSDGBK	DRT	DRWSEC	DRWTK	EX	EX_OL	FBFL	FD
		✓	✓	✓		✓					✓				✓	✓		

FDSRTBTM	FLUT[1]	FTK	ID	IH	INVFRM	IW	LIGHT	MIP	OBRB	PFINBTMB	RD	RECTK	RECTK_6	RECTKFRT6	RH	ROSFLUT	RT
	✓	✓							✓			✓				✓	

RW	SBCADDY	SBCADDYSM	SCPDRW	SRT	STW	TD	TKP	TVR[2]	UDBX	URT	VTK	WS	WTCD	WTKCUP	WTR
							✓	✓			✓				✓

[1] Not available with 6″ fluting.
[2] Not available on TVRAV and style B-L.

BASE BOX COLUMN PULL-OUT, PLAIN, 30″ HIGH, 3″ or 6″ WIDE

S

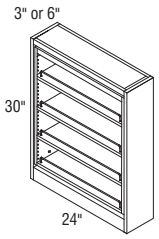

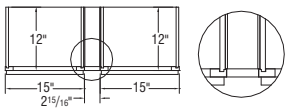

Top View Installation

BBCPO3	2.2	1855		1855		1855		1855		1855		1855		1855	

BBCPO6	3.6	2073		2073		2073		2073		2073		2073		2073	

- Fluting modification available, when no overlay filler is specified.
- Hardware required on base units.
- Matching interior not available.

Door & Drawer Options

AF	AOMBWB	CC	CG	GAMD	IFHG	MD	PRMD	PTOWB	SHMD	SPLITDR	SPLITDRWS	TCP

End Panel Options

AUTH	CSFPE	EXBK	FFD	FL/FR	FPE	INTGE	IPE

Custom Modification Options

ADD_SHLF	ADDTK	CBO	CCO	CFNTO	CFP	CFRMO	CHGDRW	CLIP	CMAT	CND	CSDGBK	DRT	DRWSEC	DRWTK	EX	EX_OL	FBFL	FD

FDSRTBTM	FLUT	FTK	ID	IH	INVFRM	IW	LIGHT	MIP	OBRB	PFINBTMB	RD	RECTK	RECTK_6	RECTKFRT6	RH	ROSFLUT	RT
	✓															✓	

RW	SBCADDY	SBCADDYSM	SCPDRW	SRT	STW	TD	TKP	TVR	UDBX	URT	VTK	WS	WTCD	WTKCUP	WTR

IH/RH availability charts starting on page G•40.
IW/RW availability charts starting on page G•46.

BASE BOX COLUMN PULL-OUT, OVERLAY, 3″ or 6″ WIDE, 30″ HIGH

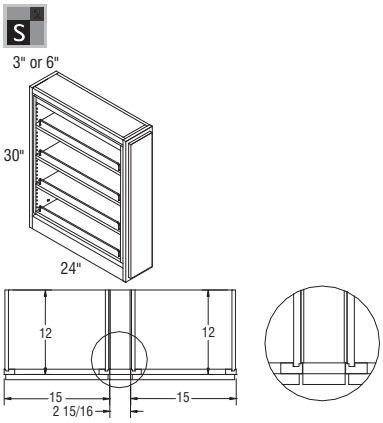

Top View Installation

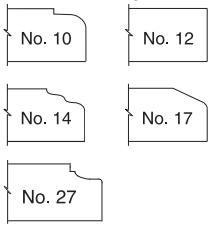

	Cubic Feet	1		2		3		4		5		6		7	
BBCPO30L	2.2	1855		1855		1855		1855		1855		1855		1855	
BBCPO60L	3.6	2073		2073		2073		2073		2073		2073		2073	

- Features adjustable shelves.
- Standard face application includes profiled full overlay filler.
- Edge profile will match door profile selected (#10, #12, #14, #17, #27).
- Pull or knob hardware required on base units.
- Top and bottom of unit are always Natural Maple.
- Not available on end of run.
- 2 1/8″ clearance between chrome rails on shelves of 3″ wide unit.
- 5 1/8″ clearance between chrome rails on shelves of 6″ wide unit.
- Fluting modification available when No Overlay modification is specified. See page G•38 for details.

Door & Drawer Options

AF	AOMBWB	CC	CG	GAMD	IFHG	MD	PRMD	PTOWB	SHMD	SPLITDR	SPLITDRWS	TCP

End Panel Options

AUTH	CSFPE	EXBK[1]	FFD	FL/FR	FPE	INTGE	IPE
		✓					

Custom Modification Options

ADD_SHLF	ADDTK	CBO	CCO	CFNTO	CFP	CFRMO	CHGDRW	CLIP	CMAT	CND	CSDGBK	DRT	DRWSEC	DRWTK	EX	EX_OL	FBFL	FD

FDSRTBTM	FLUT	FTK	ID	IH	INVFRM	IW	LIGHT	MIP	OBRB	PFINBTMB	RD	RECTK	RECTK_6	RECTKFRT6	RH	ROSFLUT	RT
	✓															✓	

RW	SBCADDY	SBCADDYSM	SCPDRW	SRT	STW	TD	TKP	TVR	UDBX	URT	VTK	WS	WTCD	WTKCUP	WTR
												✓			

[1] Not available with end extended back left.

BASE PANTRY PULL-OUT, 34 1/2″ HIGH, 24″ DEEP

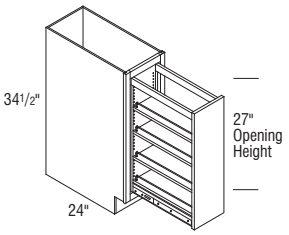

BPP9	5.8	2543	2668	2763	2911	3085	3377	3669					
BPP12	7.5	2855	2995	3106	3277	3446	3764	4082					
BPP15	9.1	3289	3446	3580	3768	3980	4351	4722					
BPP18	10.8	3741	3928	4066	4282	4541	4966	5391					

- Features adjustable shelves.

Door & Drawer Options

AF	AOMBWB	CC	CG	GAMD	IFHG	MD	PRMD	PTOWB	SHMD[1]	SPLITDR	SPLITDRWS	TCP
									✓			

End Panel Options

AUTH	CSFPE	EXBK	FFD	FL/FR	FPE	INTGE	IPE
✓	✓	✓		✓	✓	✓	✓

Custom Modification Options

ADD_SHLF	ADDTK	CBO	CCO	CFNTO	CFP	CFRMO	CHGDRW	CLIP	CMAT	CND	CSDGBK	DRT	DRWSEC	DRWTK	EX	EX_OL	FBFL	FD
															✓	✓		

FDSRTBTM	FLUT[3]	FTK[4]	ID	IH	INVFRM	IW	LIGHT	MIP	OBRB	PFINBTMB	RD	RECTK	RECTK_6	RECTKFRT6	RH	ROSFLUT	RW
	✓	✓						✓	✓							✓	

RW	SBCADDY	SBCADDYSM	SCPDRW	SRT	STW	TD	TKP	TVR	UDBX	URT	VTK	WS	WTCD	WTKCUP	WTR
												✓			✓

[1] Not available on 9″ wide.
[2] Only available on 15″ wide.
[3] Not available with 6″ fluting.
[4] FTKAV and style B-L not available on 9″ or 12″ wide.

Base Spice & Base Utensil Pantry Pull-outs

BASE SPICE PULL-OUT, 34 1/2″ HIGH, 24″ DEEP

S

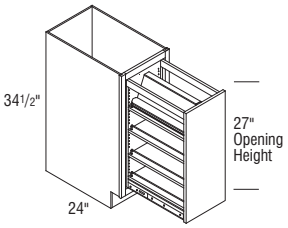

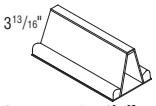

Spice Insert Top Shelf

	Cubic Feet	1		2		3		4		5		6		7	
BSP12PG	7.5	3139		3294		3413		3603		3793		4141		4489	
BSP15PG	9.1	3611		3786		3929		4149		4371		4778		5185	

- Features adjustable shelves.

Door & Drawer Options

AF	AOMBWB	CC	CG	GAMD	IFHG	MD	PRMD	PTOWB	SHMD	SPLITDR	SPLITDRWS	TCP
									✓			

End Panel Options

AUTH	CSFPE	EXBK	FFD	FL/FR	FPE	INTGE	IPE
✓	✓	✓		✓	✓	✓	✓

Custom Modification Options

ADD_SHLF	ADDTK	CBO	CCO	CFNTO	CFP	CFRMO	CHGDRW	CLIP	CMAT	CND	CSDGBK	DRT	DRWSEC	DRWTK	EX	EX_OL	FBFL	FD
															✓	✓		

FDSRTBTM	FLUT[1]	FTK[2]	ID	IH	INVFRM	IW	LIGHT	MIP	OBRB	PFINBTMB	RD	RECTK	RECTK_6	RECTKFRT6	RH	ROSFLUT	RT
	✓	✓						✓	✓							✓	

RW	SBCADDY	SBCADDYSM	SCPDRW	SRT	STW	TD	TKP	TVR	UDBX	URT	VTK	WS	WTCD	WTKCUP	WTR
												✓			✓

[1] Not available with 6″ fluting.
[2] FTKAV and style B-L not available on 12″ wide.

BASE UTENSIL PANTRY PULL-OUT, 34 1/2″ HIGH, 24″ DEEP

S

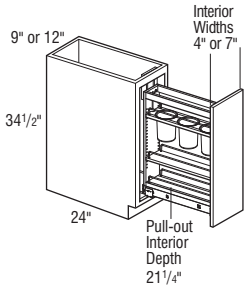

BUPP9	5.8	2994		3144		3256		3428		3635		3976		4317	
BUPP12	7.5	3448		3620		3747		3945		4185		4577		4969	

- Features Smart Stop pull-out with two adjustable shelves (including canister shelf) and one fixed shelf with chrome rails.
- Top shelf features three stainless steel (removable) canisters for utensils.
- BUPP9 canisters are 5.85″ tall and have an inside diameter of 4.3″. BUPP12 canisters are 6.7″ tall and have an inside diameter of 5″.

Door & Drawer Options

AF	AOMBWB	CC	CG	GAMD	IFHG	MD	PRMD	PTOWB	SHMD[1]	SPLITDR	SPLITDRWS	TCP
									✓			

End Panel Options

AUTH	CSFPE	EXBK	FFD	FL/FR	FPE	INTGE	IPE
✓	✓	✓		✓	✓	✓	✓

Custom Modification Options

ADD_SHLF	ADDTK	CBO	CCO	CFNTO	CFP	CFRMO	CHGDRW	CLIP	CMAT	CND	CSDGBK	DRT	DRWSEC	DRWTK	EX	EX_OL	FBFL	FD
										✓					✓	✓		

FDSRTBTM	FLUT[2]	FTK[3]	ID	IH	INVFRM	IW	LIGHT	MIP	OBRB	PFINBTMB	RD	RECTK	RECTK_6	RECTKFRT6	RH	ROSFLUT	RT
	✓	✓						✓	✓							✓	

RW	SBCADDY	SBCADDYSM	SCPDRW	SRT	STW	TD	TKP	TVR	UDBX	URT	VTK	WS	WTCD	WTKCUP	WTR
												✓			✓

[1] Only available on 12″ wide.
[2] Not available with 6″ fluting.
[3] Not available with FTKAV and style B-L.

IH/RH availability charts starting on page G•40.
IW/RW availability charts starting on page G•46.

BASE UTENSIL PANTRY PULL-OUT with KNIFE BLOCK, 34 1/2″ HIGH, 24″ DEEP

S

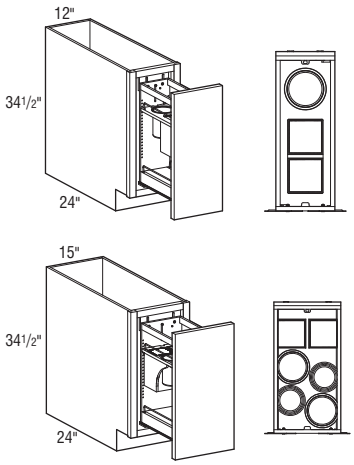

	Cubic Feet	1		2		3		4		5		6		7	
BUPPKB12	7.5	3901		4095		4239		4466		4735		5179		5623	
BUPPKB15	9.1	4450		4672		4837		5094		5402		5909		6416	

- Features Smart Stop pull-out with adjustable knife and canister shelf and one fixed shelf with chrome rails.
- BUPPKB12 includes one stainless steel canister, 6.7″ tall and has an inside diameter of 5″.
- BUPPKB15 includes two stainless steel canisters 5.85″ tall with an inside diameter of 4.3″, and two stainless steel canisters 6.7″ tall with an inside diameter of 5″.
- Knife block features movable flex rods that adjust to hold a multitude of knives.

Door & Drawer Options

AF	AOMBWB	CC	CG	GAMD	IFHG	MD	PRMD	PTOWB	SHMD	SPLITDR	SPLITDRWS	TCP
									✓			

End Panel Options

AUTH	CSFPE	EXBK	FFD	FL/FR	FPE	INTGE	IPE
✓	✓	✓		✓	✓	✓	✓

Custom Modification Options

ADD_SHLF	ADDTK	CBO	CCO	CFNTO	CFP	CFRMO	CHGDRW	CLIP	CMAT	CND	CSDGBK	DRT	DRWSEC	DRWTK	EX	EX_OL	FBFL	FD
										✓					✓	✓		

FDSRTBTM	FLUT[1]	FTK[2]	ID	IH	INVFRM	IW	LIGHT	MIP	OBRB	PFINBTMB	RD	RECTK	RECTK_6	RECTKFRT6	RH	ROSFLUT	RT
	✓	✓						✓	✓							✓	

RW	SBCADDY	SBCADDYSM	SCPDRW	SRT	STW	TD	TKP	TVR	UDBX	URT	VTK	WS	WTCD	WTKCUP	WTR
												✓			✓

[1] Not available with 6″ fluting.
[2] Not available with FTKAV and style B-L.

BASE TRAY DIVIDER PANTRY PULL-OUT, 34 1/2″ HIGH, 24″ DEEP

S

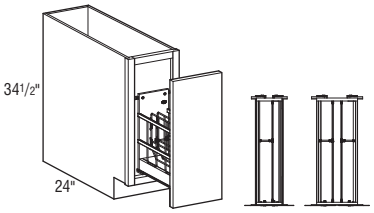

	Cubic Feet	1		2		3		4		5		6		7	
BTDPP9	5.8	2736		2874		2975		3132		3321		3633		3945	
BTDPP12	7.5	3059		3212		3325		3501		3714		4062		4410	

- Features Smart Stop slides.
- BTDPP9 includes one removable center divider and one snap on T-bar.
- BTDPP12 includes two removable center dividers and two snap on T-bars.
- Tray dividers are chrome plated steel.

Door & Drawer Options

AF	AOMBWB	CC	CG	GAMD	IFHG	MD	PRMD	PTOWB	SHMD[1]	SPLITDR	SPLITDRWS	TCP
									✓			

End Panel Options

AUTH	CSFPE	EXBK	FFD	FL/FR	FPE	INTGE	IPE
✓	✓	✓		✓	✓	✓	✓

Custom Modification Options

ADD_SHLF	ADDTK	CBO	CCO	CFNTO	CFP	CFRMO	CHGDRW	CLIP	CMAT	CND	CSDGBK	DRT	DRWSEC	DRWTK	EX	EX_OL	FBFL	FD
															✓	✓		

FDSRTBTM	FLUT[2]	FTK[3]	ID	IH	INVFRM	IW	LIGHT	MIP	OBRB	PFINBTMB	RD	RECTK	RECTK_6	RECTKFRT6	RH	ROSFLUT	RT
	✓	✓						✓	✓							✓	

RW	SBCADDY	SBCADDYSM	SCPDRW	SRT	STW	TD	TKP	TVR	UDBX	URT	VTK	WS	WTCD	WTKCUP	WTR
												✓			✓

[1] Not available on 9″ wide.
[2] Not available with 6″ fluting.
[3] Not available with FTKAV and style B-L.

Base Organization Cabinets

BASE CONTAINER ORGANIZATION PANTRY, 34 1/2″ HIGH, 24″ DEEP

S

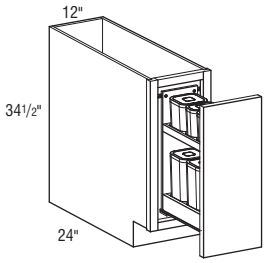

	Cubic Feet	1		2		3		4		5		6		7	
BCOPP12	7.5	3965		4163		4308		4538		4811		5264		5717	

- Features Smart Stop slides.
- Includes 7 OXO Good Grips® POP containers, BPA Free: (3) 1.7 quart, (1) 2.6 quart, (3) 4.3 quart.
- Fixed shelf.

Door & Drawer Options

AF	AOMBWB	CC	CG	GAMD	IFHG	MD	PRMD	PTOWB	SHMD	SPLITDR	SPLITDRWS	TCP
									✓			

End Panel Options

AUTH	CSFPE	EXBK	FFD	FL/FR	FPE	INTGE	IPE
✓	✓	✓		✓	✓	✓	✓

Custom Modification Options

ADD_SHLF	ADDTK	CBO	CCO	CFNTO	CFP	CFRMO	CHGDRW	CLIP	CMAT	CND	CSDGBK	DRT	DRWSEC	DRWTK	EX	EX_OL	FBFL	FD
															✓	✓		

FDSRTBTM	FLUT[1]	FTK	ID	IH	INVFRM	IW	LIGHT	MIP	OBRB	PFINBTMB	RD	RECTK	RECTK_6	RECTKFRT6	RH	ROSFLUT	RT
	✓	✓						✓	✓							✓	

RW	SBCADDY	SBCADDYSM	SCPDRW	SRT	STW	TD	TKP	TVR	UDBX	URT	VTK	WS	WTCD	WTKCUP	WTR
												✓			✓

[1] Not available with 6″ fluting.

BASE with SPICE DRAWER, 34 1/2″ HIGH, 24″ DEEP

S

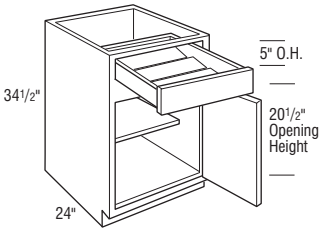

	Cubic Feet	1		2		3		4		5		6		7	
B18SD L or R	10.8	1340		1389		1429		1495		1561		1687		1813	
B24SD L or R	14.1	1442		1501		1543		1615		1683		1816		1949	

- One adjustable 15″ deep shelf.
- Spice Drawer Insert not trimmable.

Door & Drawer Options

AF	AOMBWB	CC	CG	GAMD	IFHG	MD	PRMD	PTOWB	SHMD	SPLITDR	SPLITDRWS	TCP
			✓	✓	✓	✓	✓		✓			

End Panel Options

AUTH	CSFPE	EXBK	FFD	FL/FR	FPE	INTGE	IPE
✓	✓	✓	✓	✓	✓	✓	✓

Custom Modification Options

ADD_SHLF	ADDTK	CBO	CCO	CFNTO	CFP	CFRMO	CHGDRW	CLIP	CMAT	CND	CSDGBK	DRT	DRWSEC	DRWTK[1]	EX	EX_OL	FBFL	FD
										✓	✓			✓	✓	✓		✓

FDSRTBTM	FLUT[2]	FTK	ID	IH	INVFRM[3]	IW	LIGHT	MIP	OBRB	PFINBTMB	RD	RECTK	RECTK_6	RECTKFRT6	RH	ROSFLUT	RT
	✓	✓		✓	✓			✓	✓			✓			✓	✓	✓

RW	SBCADDY	SBCADDYSM	SCPDRW	SRT	STW	TD	TKP	TVR[3]	UDBX	URT	VTK	WS	WTCD	WTKCUP	WTR[3]
	✓	✓					✓	✓			✓				✓

[1] Not available on 18″ wide.
[2] Not available with 6″ fluting.
[3] Not available on 24″ wide.

IH/RH availability charts starting on page G•40.
IW/RW availability charts starting on page G•46.

BASE WASTEBASKET, 34 1/2″ HIGH, 24″ DEEP

S

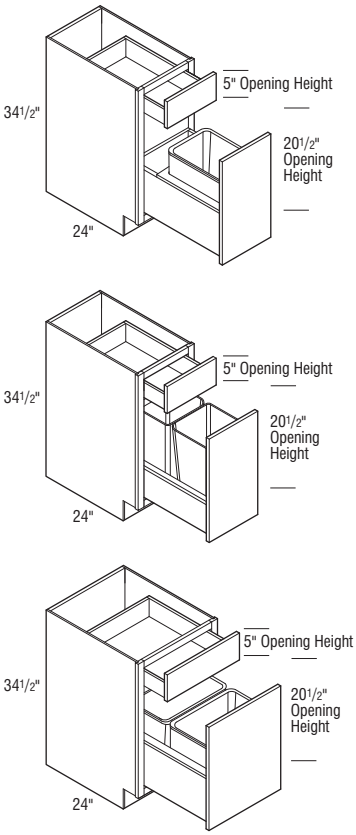

	Cubic Feet	1	2	3	4	5	6	7
BWB15	9.1	2284	2389	2476	2618	2764	3026	3288
• One 35 quart wastebasket included.								
BWB152	9.1	2565	2689	2785	2936	3110	3395	3680
• Includes two 27 quart wastebaskets.								
BWB18	10.8	2391	2514	2606	2747	2911	3170	3429
BWB21	12.4	2444	2560	2650	2786	2935	3210	3485
BWB24	14.1	2511	2628	2720	2860	3015	3293	3571
• Two 35 quart wastebaskets and one lid included. Wastebasket lid is operational on front wastebasket only.								

Notes below apply to all products in section above:

- Features Smart Stop slides.
- Wastebasket is metallic gray.
- Panel inserted under drawer.
- It is recommended that the front wastebasket be removed for easier removal of the back wastebasket.
- Wastebasket pull-out box will be 6 3/8″ high.

Door & Drawer Options

AF	AOMBWB	CC	CG	GAMD	IFHG	MD	PRMD	PTOWB[1]	SHMD	SPLITDR	SPLITDRWS	TCP
	✓							✓				

End Panel Options

AUTH	CSFPE	EXBK	FFD	FL/FR	FPE	INTGE	IPE
✓	✓	✓		✓	✓	✓	✓

Custom Modification Options

ADD_SHLF	ADDTK	CBO	CCO	CFNTO	CFP	CFRMO	CHGDRW	CLIP	CMAT	CND	CSDGBK	DRT	DRWSEC[2]	DRWTK	EX	EX_OL	FBFL	FD
		✓	✓							✓	✓		✓	✓	✓	✓		

FDSRTBTM[3]	FLUT[4]	FTK	ID	IH	INVFRM	IW	LIGHT	MIP	OBRB	PFINBTMB	RD	RECTK	RECTK_6[5]	RECTKFRT6	RH	ROSFLUT	RT
✓	✓	✓		✓	✓			✓	✓			✓	✓	✓		✓	

RW	SBCADDY	SBCADDYSM	SCPDRW	SRT	STW	TD	TKP	TVR	UDBX	URT	VTK	WS	WTCD	WTKCUP	WTR
			✓				✓				✓				✓

[1] Not available on 24″ wide.
[2] Not available on 15″ wide.
[3] Only available on 18″ wide.
[4] Not available with 6″ fluting.
[5] 15″ and 18″ wide can only be recessed in the front, back, and/or one side only.

Base Wastebasket Cabinets

BASE WASTEBASKET FULL HEIGHT, 34 1/2″ HIGH, 24″ DEEP

S

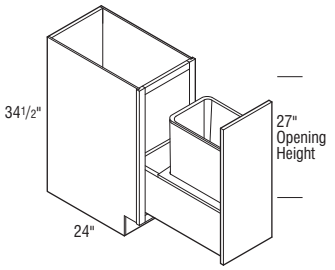

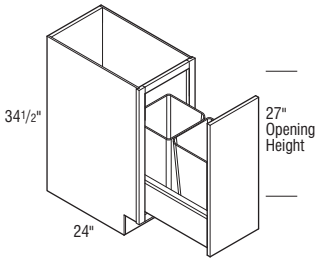

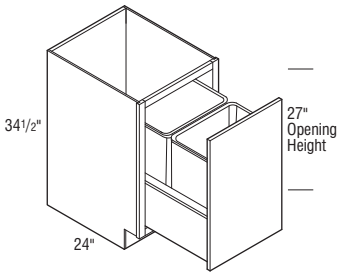

	Cubic Feet	1		2		3		4		5		6		7	
BWB15FH	9.1	2417		2640		2738		2902		3088		3478		3868	
BWB18FH	10.8	2667		2888		2989		3150		3339		3727		4115	

- One 50 quart wastebasket included.
- Wastebasket pull-out box will be 10″ high.

BWB15FH2	9.1	2379		2495		2584		2724		2886		3150		3414	
BWB18FH2	11.1	2385		2501		2590		2731		2893		3157		3421	

- BWB15FH2 includes two 27 quart wastebaskets. Wastebasket pull-out box will be 6 3/8″ high.
- BWB18FH2 includes two 35 quart wastebaskets and one lid included. Wastebasket lid is operational on front wastebasket only. Wastebasket pull-out box will be 10″ high.

BWB21FH	12.4	2925		3173		3281		3460		3668		4003		4338	
BWB24FH	14.1	3019		3276		3385		3571		3786		4132		4478	

- Two 50 quart wastebaskets and one lid included. Wastebasket lid is operational on front wastebasket only.
- Wastebasket pull-out box will be 10″ high.

Notes below apply to all products in section above:

- Features Smart Stop slides.
- Wastebasket is metallic gray.
- It is recommended that the front wastebasket be removed for easier removal of the back wastebasket.

Door & Drawer Options

AF	AOMBWB	CC	CG	GAMD	IFHG	MD	PRMD	PTOWB[1]	SHMD	SPLITDR	SPLITDRWS	TCP
	✓							✓				

End Panel Options

AUTH	CSFPE	EXBK	FFD	FL/FR	FPE	INTGE	IPE
✓	✓	✓		✓	✓	✓	✓

Custom Modification Options

ADD_SHLF	ADDTK	CBO	CCO	CFNTO	CFP	CFRMO	CHGDRW	CLIP	CMAT	CND	CSDGBK	DRT	DRWSEC	DRWTK	EX	EX_OL	FBFL	FD
		✓	✓							✓	✓			✓	✓	✓		

FDSRTBTM	FLUT[2]	FTK	ID	IH	INVFRM	IW	LIGHT	MIP	OBRB	PFINBTMB	RD	RECTK	RECTK_6[3]	RECTKFRT6	RH	ROSFLUT	RT
	✓	✓		✓				✓	✓			✓	✓	✓		✓	

RW	SBCADDY	SBCADDYSM	SCPDRW[4]	SRT	STW	TD	TKP	TVR	UDBX	URT	VTK	WS	WTCD	WTKCUP	WTR
			✓				✓				✓				✓

[1] Not available on 24″ wide.
[2] Not available with 6″ fluting.
[3] 15″ and 18″ wide can only be recessed in the front, back, and/or one side only.
[4] Only available on 24″ wide.

IH/RH availability charts starting on page G•40.
IW/RW availability charts starting on page G•46.

BASE WASTEBASKET FULL HEIGHT with ROLL TRAY, 34 1/2″ HIGH, 24″ DEEP

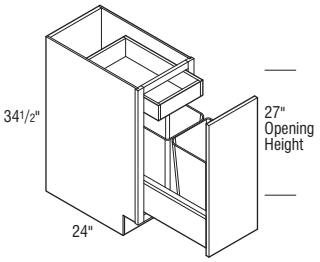

	Cubic Feet	1	2	3	4	5	6	7
BWB15FHRT2	9.1	2816	2952	3058	3224	3415	3728	4041
BWB18FHRT2	11.1	2822	2958	3064	3231	3422	3735	4048

- BWB15FHRT2 includes two 27 quart wastebaskets.
- BWB18FHRT2 includes two 35 quart wastebaskets.
- Features Smart Stop slides.
- Wastebasket is metallic gray.
- It is recommended that the front wastebasket be removed for easier removal of the back wastebasket.
- On the BWB18FHRT2, one lid will be included. Wastebasket lid is operational on front wastebasket only.
- 15″ wide will have a 6 3/8″ high wastebasket pull-out box.
- 18″ wide will have a 10″ high wastebasket pull-out box.

Door & Drawer Options

AF	AOMBWB	CC	CG	GAMD	IFHG	MD	PRMD	PTOWB	SHMD	SPLITDR	SPLITDRWS	TCP
	✓							✓				

End Panel Options

AUTH	CSFPE	EXBK	FFD	FL/FR	FPE	INTGE	IPE
✓	✓	✓		✓	✓	✓	✓

Custom Modification Options

ADD_SHLF	ADDTK	CBO	CCO	CFNTO	CFP	CFRMO	CHGDRW	CLIP	CMAT	CND	CSDGBK	DRT	DRWSEC	DRWTK	EX	EX_OL	FBFL	FD
		✓	✓							✓	✓			✓	✓	✓		

FDSRTBTM	FLUT[1]	FTK	ID	IH	INVFRM	IW	LIGHT	MIP	OBRB	PFINBTMB	RD	RECTK	RECTK_6[2]	RECTKFRT6	RH	ROSFLUT	RT
	✓	✓	✓					✓	✓			✓	✓	✓		✓	

RW	SBCADDY	SBCADDYSM	SCPDRW	SRT	STW	TD	TKP	TVR	UDBX	URT	VTK	WS	WTCD[3]	WTKCUP	WTR
							✓				✓		✓		✓

[1] Not available with 6″ fluting.
[2] Can only be recessed in the front, back, and/or one side only.
[3] Only available on 15″ wide.

BASE WASTEBASKET with BREAD BOARD, 34 1/2″ HIGH, 24″ DEEP

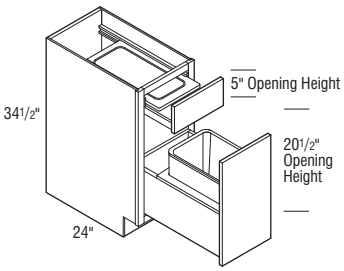

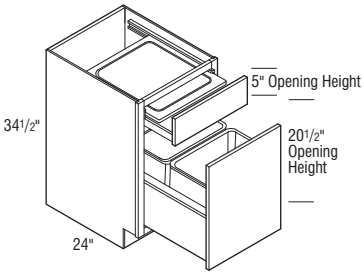

BWB15BB	9.1	3114	3240	3340	3512	3681	3997	4313

- One 35 quart wastebasket included.

BWB18BB	10.8	3340	3490	3596	3764	3965	4272	4579
BWB21BB	12.4	3447	3592	3694	3868	4052	4367	4682
BWB24BB	14.1	3543	3693	3798	3976	4167	4490	4813

- Two 35 quart wastebaskets and one lid included. Wastebasket lid is operational on front wastebasket only.

Notes below apply to all products in section above:

- Features Smart Stop slides.
- Wastebasket is metallic gray.
- Panel inserted under drawer.
- It is recommended that the front wastebasket be removed for easier removal of the back wastebasket.
- Wastebasket pull-out box will be 6 3/8″ high.

Door & Drawer Options

AF	AOMBWB	CC	CG	GAMD	IFHG	MD	PRMD	PTOWB[1]	SHMD	SPLITDR	SPLITDRWS	TCP
	✓							✓				

End Panel Options

AUTH	CSFPE	EXBK	FFD	FL/FR	FPE	INTGE	IPE
✓	✓	✓		✓	✓	✓	✓

Custom Modification Options

ADD_SHLF	ADDTK	CBO	CCO	CFNTO	CFP	CFRMO	CHGDRW	CLIP[2]	CMAT	CND	CSDGBK	DRT	DRWSEC	DRWTK	EX	EX_OL	FBFL	FD
		✓						✓			✓				✓			

FDSRTBTM	FLUT[3]	FTK	ID	IH	INVFRM	IW	LIGHT	MIP	OBRB	PFINBTMB	RD	RECTK	RECTK_6[4]	RECTKFRT6	RH	ROSFLUT[5]	RT
	✓	✓	✓					✓	✓			✓	✓	✓		✓	

RW	SBCADDY	SBCADDYSM	SCPDRW	SRT	STW	TD	TKP	TVR	UDBX	URT	VTK	WS	WTCD	WTKCUP	WTR
			✓									✓			✓

[1] Not available on 24″ wide.
[2] Not available on 15″ wide.
[3] Fluting both 3″ not available on 15″-18″ wide. Not available with 6″ fluting.
[4] 15″ and 18″ wide can only be recessed in the front, back, and/or one side only.
[5] Fluting both not available on 15″-18″ wide.

Base Wastebasket Cabinets

BASE WASTEBASKET with WOOD TIERED CUTLERY DIVIDER, 34 1/2″ HIGH, 24″ DEEP

S

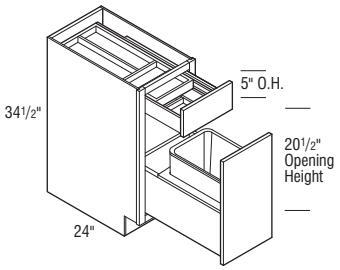

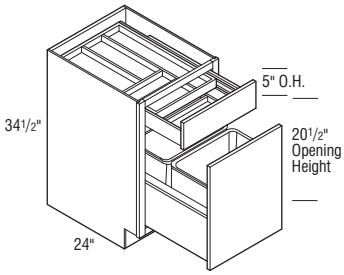

	Cubic Feet	1		2		3		4		5		6		7	
BWB15WTCD	9.1	2559		2664		2751		2893		3039		3301		3563	
BWB18WTCD	10.8	2666		2789		2881		3022		3186		3445		3704	
BWB21WTCD	12.4	2719		2835		2925		3061		3210		3485		3760	
BWB24WTCD	14.1	3011		3128		3220		3360		3515		3793		4071	

- One 35 quart wastebasket included.
- Two 35 quart wastebaskets and one lid included. Wastebasket lid is operational on front wastebasket only.

Notes below apply to all products in section above:

- Features Smart Stop slides.
- Includes Wood Tiered Cutlery Divider Drawer.
- Exterior WTCD drawer box height is 3 3/4″, interior height of top and bottom tier is 1 3/8″.
- Wood Tiered Cutlery Divider Drawer is also available as an accessory for field installation. See page S•5.
- Different sizes of the cutlery dividers may have different configurations. Please reference the accessory section on page S•5 for more details.
- Wastebasket is metallic gray.
- Panel inserted under drawer.
- It is recommended that the front wastebasket be removed for easier removal of the back wastebasket.
- Wastebasket pull-out box will be 6 3/8″ high.

Door & Drawer Options

AF	AOMBWB	CC	CG	GAMD	IFHG	MD	PRMD	PTOWB[1]	SHMD	SPLITDR	SPLITDRWS	TCP
	✓							✓				

End Panel Options

AUTH	CSFPE	EXBK	FFD	FL/FR	FPE	INTGE	IPE
✓	✓			✓	✓	✓	✓

Custom Modification Options

ADD_SHLF	ADDTK	CBO	CCO	CFNTO	CFP	CFRMO	CHGDRW	CLIP	CMAT	CND	CSDGBK	DRT	DRWSEC	DRWTK	EX	EX_OL	FBFL	FD
		✓	✓	✓						✓	✓			✓		✓		

FDSRTBTM	FLUT[2]	FTK	ID	IH	INVFRM	IW	LIGHT	MIP	OBRB	PFINBTMB	RD	RECTK	RECTK_6[3]	RECTKFRT6	RH	ROSFLUT[2]	RT
	✓							✓	✓			✓	✓	✓		✓	

RW	SBCADDY	SBCADDYSM	SCPDRW	SRT	STW	TD	TKP	TVR	UDBX	URT	VTK	WS	WTCD	WTKCUP	WTR
							✓				✓				

[1] Not available on 24″ wide.
[2] Fluting both 3″ not available on 15″-18″ wide. Not available with 6″ fluting.
[3] 15″ and 18″ wide can only be recessed in the front, back, and/or one side only.

BASE WASTEBASKET with WOOD TIERED K-CUP* DRAWER, 34 1/2″ HIGH, 24″ DEEP

S

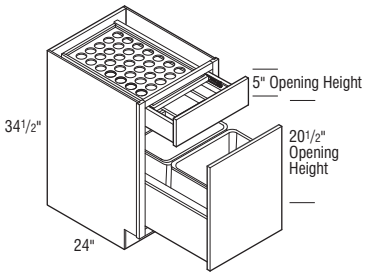

	Cubic Feet	1		2		3		4		5		6		7	
BWB18KCUP	10.8	3411		3585		3714		3917		4147		4521		4895	

- Features Smart Stop slides.
- Holds 40 K-Cups.
- The Wood Tiered K-Cup Drawer is compatible with K-Cup pods only.
- Exterior Wood Tiered K-Cup drawer box height is 3 3/4″, interior height of top tier is 1 5/8″, and interior height of bottom tier is 1 3/8″.
- Two 35 quart wastebaskets and one lid included. Wastebasket lid is operational on front wastebasket only.
- Wastebasket is metallic gray.
- Panel inserted under drawer.
- It is recommended that the front wastebasket be removed for easier removal of the back wastebasket.
- Wastebasket pull-out box will be 6 3/8″ high.

*K-Cup is a registered trademark of Keurig Green Mountain, Inc.

Door & Drawer Options

AF	AOMBWB	CC	CG	GAMD	IFHG	MD	PRMD	PTOWB	SHMD	SPLITDR	SPLITDRWS	TCP
	✓							✓				

End Panel Options

AUTH	CSFPE	EXBK	FFD	FL/FR	FPE	INTGE	IPE
✓	✓	✓		✓	✓	✓	✓

Custom Modification Options

ADD_SHLF	ADDTK	CBO	CCO	CFNTO	CFP	CFRMO	CHGDRW	CLIP	CMAT	CND	CSDGBK	DRT	DRWSEC	DRWTK	EX	EX_OL	FBFL	FD
		✓												✓	✓	✓		

FDSRTBTM	FLUT[1]	FTK	ID	IH	INVFRM	IW	LIGHT	MIP	OBRB	PFINBTMB	RD	RECTK	RECTK_6[2]	RECTKFRT6	RH	ROSFLUT	RT
	✓	✓		✓				✓	✓			✓	✓	✓		✓	

RW	SBCADDY	SBCADDYSM	SCPDRW	SRT	STW	TD	TKP	TVR	UDBX	URT	VTK	WS	WTCD	WTKCUP	WTR
							✓				✓				✓

[1] Not available with 6″ fluting.
[2] Can only be recessed in the front, back, and/or one side only.

IH/RH availability charts starting on page G•40.
IW/RW availability charts starting on page G•46.

	Cubic Feet	1		2		3		4		5		6		7	
BWB18CHGDRW	10.8	3641		3764		3856		3997		4161		4420		4679	

BASE WASTEBASKET with CHARGING DRAWER, 34 1/2″ HIGH, 24″ DEEP

S

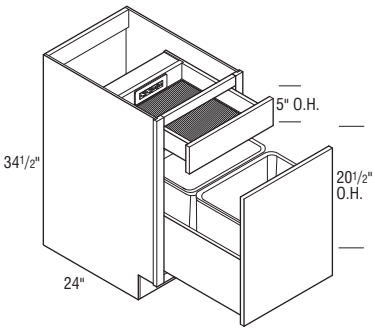

- Two 35 quart wastebaskets and one lid included. Wastebasket lid is operational on front wastebasket only.
- Features Smart Stop slides.
- Wastebasket is metallic gray.
- Panel inserted under drawer.
- It is recommended that the front wastebasket be removed for easier removal of the back wastebasket.
- Wastebasket pull-out box will be 6 3/8″ high.
- Charging drawer has full extension, concealed Smart Stop slides.
- 110 lb. rated.
- 120V outlet must be installed in rear of cabinet within 10″ of bottom of drawer, in rear of cabinet.
- CUL US listed power strip with two 120V plugs and two 2.1 amp USB ports.
- Max Current: AC 15 amps @ 120VAC; USB 2.1 amp and 5 VDC each.
- Tamper resistant outlets.
- Power cord with NEMA 5-15 plug.
- Integrated cord guide mounts to cabinet side to ensure safe operation.
- Black, shock absorbing mat included.
- Special sizes not available.
- Only available in 24″ deep.
- Not available on Inset or Beaded Inset Styles.

Door & Drawer Options

AF	AOMBWB	CC	CG	GAMD	IFHG	MD	PRMD	PTOWB	SHMD	SPLITDR	SPLITDRWS	TCP
	✓							✓				

End Panel Options

AUTH	CSFPE	EXBK	FFD	FL/FR	FPE	INTGE	IPE
✓	✓	✓		✓	✓	✓	✓

Custom Modification Options

ADD_SHLF	ADDTK	CBO	CCO	CFNTO	CFP	CFRMO	CHGDRW	CLIP	CMAT	CND	CSDGBK	DRT	DRWSEC	DRWTK	EX	EX_OL	FBFL	FD
		✓	✓	✓		✓				✓	✓			✓	✓	✓		

FDSRTBTM	FLUT	FTK	ID	IH	INVFRM	IW	LIGHT	MIP	OBRB	PFINBTMB	RD	RECTK	RECTK_6[1]	RECTKFRT6	RH	ROSFLUT	RT
				✓				✓	✓			✓	✓	✓			

RW	SBCADDY	SBCADDYSM	SCPDRW	SRT	STW	TD	TKP	TVR	UDBX	URT	VTK	WS	WTCD	WTKCUP	WTR
							✓				✓				✓

[1] Can only be recessed in the front, back, and/or one side only.

Base Wine & Spice Cabinets

BASE WINE CUBBY, 34 1/2″ HIGH, 24″ DEEP

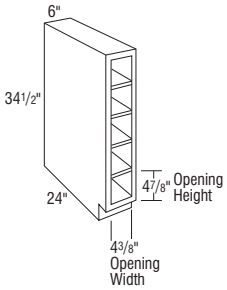

	Cubic Feet	1		2		3		4		5		6		7	
BWC6	3.9	1207		1207		1207		1207		1207		1207		1207	
• Five openings.															
BWC640.5	4.5	1261		1261		1261		1261		1261		1261		1261	
• Six openings.															
BWC646.5	5.2	1314		1314		1314		1314		1314		1314		1314	
• Seven openings.															

Notes below apply to all products in section above:
- Matching Interior standard.
- Finished or Flush Panel Ends must be specified if required.
- Available as separate unit only.
- Not available with Beaded Inset styles.
- Reduced Depths available in 1/4″ increments from 12″ to 23 3/4″.

Door & Drawer Options

AF	AOMBWB	CC	CG	GAMD	IFHG	MD	PRMD	PTOWB	SHMD	SPLITDR	SPLITDRWS	TCP

End Panel Options

AUTH	CSFPE	EXBK	FFD	FL/FR	FPE	INTGE	IPE
✓	✓				✓		

Custom Modification Options

ADD_SHLF	ADDTK	CBO	CCO	CFNTO	CFP	CFRMO	CHGDRW	CLIP	CMAT	CND	CSDGBK	DRT	DRWSEC	DRWTK	EX	EX_OL	FBFL	FD

FDSRTBTM	FLUT	FTK	ID	IH	INVFRM	IW	LIGHT	MIP	OBRB	PFINBTMB	RD	RECTK	RECTK_6	RECTKFRT6	RH	ROSFLUT	RT
			✓					✓			✓						

RW	SBCADDY	SBCADDYSM	SCPDRW	SRT	STW	TD	TKP	TVR	UDBX	URT	VTK	WS	WTCD	WTKCUP	WTR
												✓			

BASE SPICE DRAWER, 34 1/2″ HIGH, 24″ DEEP

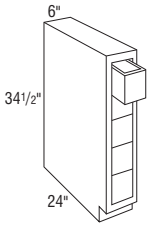

BSD6	3.9	1760	1760	1760	1760	1760	1760	1760	1760	1760	1760	1760	
• Five drawers.													
BSD640.5	4.5	1854	1854	1854	1854	1854	1854	1854	1854	1854	1854	1854	
• Six drawers.													
BSD646.5	5.2	1904	1904	1904	1904	1904	1904	1904	1904	1904	1904	1904	
• Seven drawers.													

Notes below apply to all products in section above:
- Matching Interior standard.
- Finished or Flush Panel Ends must be specified if required.
- Not available on Inset or Beaded Inset Styles.
- Reduced Depths available in 3″ increments from 12″ to 24″.

Door & Drawer Options

AF	AOMBWB	CC	CG	GAMD	IFHG	MD	PRMD	PTOWB	SHMD	SPLITDR	SPLITDRWS	TCP

End Panel Options

AUTH	CSFPE	EXBK[1]	FFD	FL/FR	FPE	INTGE	IPE
	✓	✓			✓		

Custom Modification Options

ADD_SHLF	ADDTK	CBO	CCO	CFNTO	CFP	CFRMO	CHGDRW	CLIP	CMAT	CND	CSDGBK	DRT	DRWSEC	DRWTK	EX	EX_OL	FBFL	FD

FDSRTBTM	FLUT	FTK	ID	IH	INVFRM	IW	LIGHT	MIP	OBRB	PFINBTMB	RD	RECTK	RECTK_6	RECTKFRT6	RH	ROSFLUT	RT
			✓					✓			✓						

RW	SBCADDY	SBCADDYSM	SCPDRW	SRT	STW	TD	TKP	TVR	UDBX	URT	VTK	WS	WTCD	WTKCUP	WTR
												✓			

[1] Not available on end extended back left.

IH/RH availability charts starting on page G•40.
IW/RW availability charts starting on page G•46.

BASE with BOTTLE STORAGE, 34 1/2″ HIGH, 24″ DEEP

S

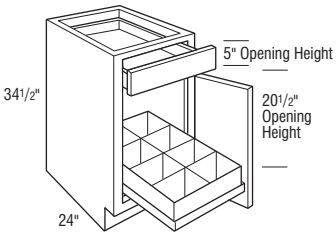

	Cubic Feet	1	2	3	4	5	6	7
BBS18 L or R	10.8	1668	1747	1805	1890	2009	2188	2367

- Pull-out includes eight storage compartments, each compartment is 5 1/4″ x 4 3/8″.
- Not available on Inset and Beaded Inset styles.

Door & Drawer Options

AF	AOMBWB	CC	CG	GAMD	IFHG	MD	PRMD	PTOWB	SHMD	SPLITDR	SPLITDRWS	TCP
			✓	✓		✓	✓		✓			

End Panel Options

AUTH	CSFPE	EXBK	FFD	FL/FR	FPE	INTGE	IPE
✓	✓	✓		✓	✓	✓	

Custom Modification Options

ADD_SHLF	ADDTK	CBO	CCO	CFNTO	CFP	CFRMO	CHGDRW	CLIP	CMAT	CND	CSDGBK	DRT	DRWSEC	DRWTK	EX	EX_OL[1]	FBFL	FD
		✓	✓	✓	✓	✓	✓			✓	✓		✓		✓	✓		

FDSRTBTM	FLUT[2]	FTK	ID	IH	INVFRM	IW	LIGHT	MIP	OBRB	PFINBTMB	RD	RECTK	RECTK_6[3]	RECTKFRT6	RH	ROSFLUT[2]	RT
	✓	✓		✓	✓			✓	✓			✓	✓	✓	✓	✓	

RW	SBCADDY	SBCADDYSM	SCPDRW	SRT	STW	TD	TKP	TVR	UDBX	URT	VTK	WS	WTCD	WTKCUP	WTR
			✓				✓	✓			✓		✓	✓	✓

[1] Not available with extended stile both.
[2] Not available with 6″ fluting.
[3] Can only be recessed in the front, back, and/or one side only.

BASE QUARTER ROUND END SHELF

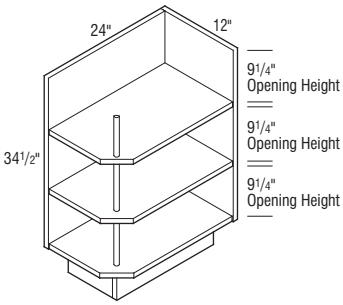

45° Angle (Right Angle Shown)

		7.4	792	792	792	792	792	792	792
BQRES L or R									

- L or R must be specified.
- 3/4″ thick back and sides.
- Reduced Depths available in 1/4″ increments from 9″ to 23 3/4″.
- Increased Depths available in 1/4″ increments from 24 1/4″ to 30″.

Door & Drawer Options

AF	AOMBWB	CC	CG	GAMD	IFHG	MD	PRMD	PTOWB	SHMD	SPLITDR	SPLITDRWS	TCP

End Panel Options

AUTH	CSFPE	EXBK	FFD	FL/FR	FPE	INTGE	IPE

Custom Modification Options

ADD_SHLF	ADDTK	CBO	CCO	CFNTO	CFP	CFRMO	CHGDRW	CLIP	CMAT	CND	CSDGBK	DRT	DRWSEC	DRWTK	EX	EX_OL	FBFL	FD

FDSRTBTM	FLUT	FTK	ID	IH	INVFRM	IW	LIGHT	MIP	OBRB	PFINBTMB	RD	RECTK	RECTK_6	RECTKFRT6	RH	ROSFLUT	RT
			✓			✓					✓						

RW	SBCADDY	SBCADDYSM	SCPDRW	SRT	STW	TD	TKP	TVR	UDBX	URT	VTK	WS	WTCD	WTKCUP	WTR
✓										✓					

BASE HALF ROUND END SHELF

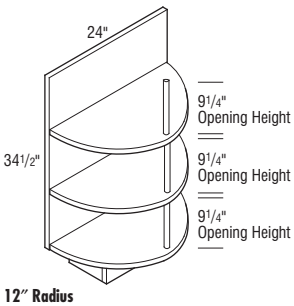

12″ Radius

		7.4	792	792	792	792	792	792	792
BHRES									

- 3/4″ thick back.
- Designed for use with Peninsula Base Cabinets.

Modifications Are Not Available

Desk File Drawer Base Cabinets

DESK FILE DRAWER BASE, 30″ HIGH, 21″ DEEP

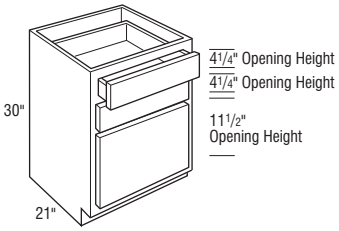

	Cubic Feet	1		2		3		4		5		6		7	
DFD153021	7.1	1805		1890		1958		2064		2186		2388		2590	
DFD183021	8.4	1887		1979		2048		2160		2287		2500		2713	
DFD213021	9.6	2064		2164		2240		2363		2502		2732		2962	
DFD243021	10.9	2175		2278		2361		2486		2633		2879		3125	

- Lateral (side-to-side) Filing system installed.
- Increased Depth of 24″ available.
- When an Inset or Beaded Inset style is selected, drawer fronts will be slab.

Door & Drawer Options

AF	AOMBWB	CC	CG	GAMD	IFHG	MD	PRMD	PTOWB	SHMD	SPLITDR	SPLITDRWS	TCP

End Panel Options

AUTH	CSFPE	EXBK	FFD	FL/FR	FPE	INTGE	IPE
✓	✓	✓	✓	✓	✓	✓	✓

Custom Modification Options

ADD_SHLF	ADDTK	CBO	CCO	CFNTO	CFP	CFRMO	CHGDRW	CLIP	CMAT	CND	CSDGBK	DRT	DRWSEC	DRWTK	EX	EX_OL	FBFL	FD
		✓	✓	✓		✓		✓							✓	✓		

FDSRTBTM	FLUT[1]	FTK	ID	IH	INVFRM	IW	LIGHT	MIP	OBRB	PFINBTMB	RD	RECTK	RECTK_6[2]	RECTKFRT6	RH	ROSFLUT	RT
	✓	✓	✓	✓				✓	✓			✓	✓	✓		✓	

RW	SBCADDY	SBCADDYSM	SCPDRW	SRT	STW	TD	TKP	TVR	UDBX	URT	VTK	WS	WTCD	WTKCUP	WTR
							✓				✓	✓			✓

[1] Not available with 6″ fluting.
[2] 15″ and 18″ wide can only be recessed in the front, back, and/or one side only.

DESK FILE DRAWER BASE, 34 1/2″ HIGH, 21″ DEEP

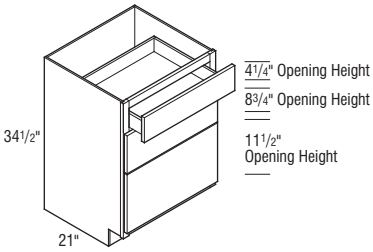

	Cubic Feet	1		2		3		4		5		6		7	
DFD153421	8.1	2074		2175		2252		2373		2514		2747		2980	
DFD183421	9.5	2170		2276		2357		2482		2629		2874		3119	
DFD213421	11.0	2373		2486		2576		2716		2876		3143		3410	
DFD243421	12.5	2501		2620		2715		2861		3031		3312		3593	

- Lateral (side-to-side) Filing system installed.
- Increased Depths available in 3″ increments from 24″.

Door & Drawer Options

AF	AOMBWB	CC	CG	GAMD	IFHG	MD	PRMD	PTOWB	SHMD	SPLITDR	SPLITDRWS	TCP

End Panel Options

AUTH	CSFPE	EXBK	FFD	FL/FR	FPE	INTGE	IPE
✓	✓	✓	✓	✓	✓	✓	✓

Custom Modification Options

ADD_SHLF	ADDTK	CBO	CCO	CFNTO	CFP	CFRMO	CHGDRW	CLIP	CMAT	CND	CSDGBK	DRT	DRWSEC	DRWTK	EX	EX_OL	FBFL	FD
		✓	✓	✓		✓		✓							✓	✓		

FDSRTBTM	FLUT[1]	FTK	ID	IH	INVFRM	IW	LIGHT	MIP	OBRB	PFINBTMB	RD	RECTK	RECTK_6[2]	RECTKFRT6	RH	ROSFLUT	RT
	✓	✓	✓	✓				✓	✓			✓	✓	✓		✓	

RW	SBCADDY	SBCADDYSM	SCPDRW	SRT	STW	TD	TKP	TVR	UDBX	URT	VTK	WS	WTCD	WTKCUP	WTR
							✓				✓	✓			✓

[1] Not available with 6″ fluting.
[2] 15″ and 18″ wide can only be recessed in the front, back, and/or one side only.

IH/RH availability charts starting on page G•40.
IW/RW availability charts starting on page G•46.

FURNITURE DRAWER, 6 3/4″ HIGH, 24″ DEEP

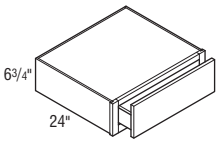

	Cubic Feet	1	2	3	4	5	6	7
FD1506.7524	2.1	1090	1144	1183	1246	1320	1442	1564
FD1806.7524	2.5	1145	1202	1245	1309	1388	1514	1640
FD2106.7524	2.9	1202	1262	1309	1377	1459	1593	1727
FD2406.7524	3.3	1263	1325	1373	1445	1532	1672	1812
FD2706.7524	3.7	1325	1391	1442	1516	1607	1753	1899
FD3006.7524	4.1	1391	1460	1513	1593	1688	1843	1998
FD3306.7524	4.4	1463	1535	1592	1674	1775	1938	2101
FD3606.7524	4.8	1535	1612	1669	1757	1861	2031	2201
FD3906.7524	5.2	1613	1693	1754	1845	1956	2134	2312
FD4206.7524	5.6	1694	1778	1843	1939	2056	2243	2430
FD4506.7524	5.9	1778	1866	1934	2035	2158	2355	2552
FD4806.7524	6.3	1866	1960	2031	2137	2266	2473	2680

- Reduced Depths available in 1/4″ increments from 12″ to 23 3/4″.
- Increased Heights will not add a toekick.

Door & Drawer Options

AF	AOMBWB	CC	CG	GAMD	IFHG	MD	PRMD	PTOWB	SHMD	SPLITDR	SPLITDRWS	TCP
											✓	

End Panel Options

AUTH	CSFPE	EXBK	FFD	FL/FR	FPE	INTGE	IPE
✓		✓		✓			

Custom Modification Options

ADD_SHLF	ADDTK	CBO	CCO	CFNTO	CFP	CFRMO	CHGDRW	CLIP	CMAT	CND	CSDGBK	DRT	DRWSEC	DRWTK	EX	EX_OL	FBFL	FD
		✓	✓	✓		✓		✓			✓				✓	✓		

FDSRTBTM	FLUT	FTK	ID	IH	INVFRM	IW	LIGHT	MIP	OBRB	PFINBTMB	RD	RECTK	RECTK_6	RECTKFRT6	RH	ROSFLUT	RT
	✓		✓	✓		✓		✓			✓						

RW	SBCADDY	SBCADDYSM	SCPDRW	SRT	STW	TD	TKP	TVR	UDBX	URT	VTK	WS	WTCD	WTKCUP	WTR
												✓			✓

Furniture Drawers

FURNITURE DRAWER, 12″ HIGH, 24″ DEEP

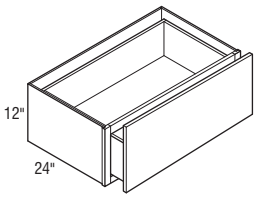

	Cubic Feet	1	2	3	4	5	6	7
FD151224	3.5	1118	1174	1217	1281	1358	1481	1604
FD181224	4.1	1174	1233	1277	1345	1425	1555	1685
FD211224	4.7	1234	1295	1342	1412	1497	1632	1767
FD241224	5.4	1295	1359	1409	1482	1571	1715	1859
FD271224	6.0	1361	1427	1479	1556	1650	1801	1952
FD301224	6.6	1428	1500	1554	1634	1732	1892	2052
FD331224	7.2	1502	1576	1632	1719	1822	1988	2154
FD361224	7.9	1576	1655	1715	1805	1913	2088	2263
FD391224	8.4	1655	1737	1800	1893	2006	2188	2370
FD421224	9.1	1737	1823	1888	1988	2107	2300	2493
FD451224	9.7	1824	1914	1983	2086	2212	2414	2616
FD481224	10.3	1915	2010	2083	2192	2324	2535	2746

- Reduced Depths available in 1/4″ increments from 12″ to 23 3/4″.
- Increased Heights will not add a toekick.

Door & Drawer Options

AF	AOMBWB	CC	CG	GAMD	IFHG	MD	PRMD	PTOWB	SHMD	SPLITDR	SPLITDRWS	TCP
											✓	

End Panel Options

AUTH	CSFPE	EXBK	FFD	FL/FR	FPE	INTGE	IPE
✓		✓		✓			

Custom Modification Options

ADD_SHLF	ADDTK	CBO	CCO	CFNTO	CFP	CFRMO	CHGDRW	CLIP	CMAT	CND	CSDGBK	DRT	DRWSEC	DRWTK	EX	EX_OL	FBFL	FD
		✓	✓	✓		✓		✓			✓				✓	✓		

FDSRTBTM	FLUT	FTK	ID	IH	INVFRM	IW	LIGHT	MIP	OBRB	PFINBTMB	RD	RECTK	RECTK_6	RECTKFRT6	RH	ROSFLUT	RT
	✓		✓	✓		✓		✓			✓						

RW	SBCADDY	SBCADDYSM	SCPDRW	SRT	STW	TD	TKP	TVR	UDBX	URT	VTK	WS	WTCD	WTKCUP	WTR
												✓			✓

IH/RH availability charts starting on page G•40.
IW/RW availability charts starting on page G•46.

FURNITURE DRAWER WINDOW BENCH, 18″ HIGH, 24″ DEEP

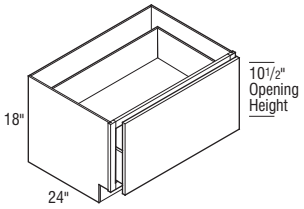

	Cubic Feet	1	2	3	4	5	6	7
FDWB151824	4.9	1196	1254	1297	1367	1448	1580	1712
FDWB181824	5.8	1254	1315	1362	1434	1520	1658	1796
FDWB211824	6.7	1315	1381	1432	1505	1597	1741	1885
FDWB241824	7.6	1381	1450	1501	1581	1673	1827	1981
FDWB271824	8.5	1450	1522	1578	1660	1757	1919	2081
FDWB301824	9.4	1522	1598	1656	1742	1848	2015	2182
FDWB331824	10.3	1598	1674	1738	1828	1940	2118	2296
FDWB361824	11.2	1674	1759	1826	1920	2035	2223	2411
FDWB391824	12.1	1763	1851	1918	2019	2139	2334	2529
FDWB421824	13.0	1851	1944	2013	2117	2245	2451	2657
FDWB451824	13.9	1945	2041	2115	2225	2359	2576	2793
FDWB481824	14.8	2041	2144	2220	2337	2478	2704	2930

- Reduced Depths available in 1/4″ increments from 12″ to 23 3/4″.
- Toekick will remain when increasing or reducing heights.

Door & Drawer Options

AF	AOMBWB	CC	CG	GAMD	IFHG	MD	PRMD	PTOWB	SHMD	SPLITDR	SPLITDRWS[1]	TCP
											✓	

End Panel Options

AUTH	CSFPE	EXBK	FFD	FL/FR	FPE	INTGE	IPE
	✓	✓		✓	✓	✓	✓

Custom Modification Options

ADD_SHLF	ADDTK	CBO	CCO	CFNTO	CFP	CFRMO	CHGDRW	CLIP	CMAT	CND	CSDGBK	DRT	DRWSEC	DRWTK	EX	EX_OL	FBFL	FD
		✓	✓	✓		✓		✓			✓				✓	✓		

FDSRTBTM	FLUT[2]	FTK	ID	IH	INVFRM	IW[3]	LIGHT	MIP	OBRB	PFINBTMB	RD	RECTK	RECTK_6	RECTKFRT6	RH	ROSFLUT[4]	RT
	✓	✓		✓		✓		✓	✓		✓	✓			✓	✓	

RW	SBCADDY	SBCADDYSM	SCPDRW	SRT	STW	TD	TKP	TVR	UDBX	URT	VTK	WS	WTCD	WTKCUP	WTR
							✓				✓	✓			

[1] Not available on 15″-21″ wide.
[2] 6″ fluting not available on 15″ or 18″ wide. Fluting both 6″ also not available on 21″ wide.
[3] Not available on 36″ or 48″ wide.
[4] Fluting both not available on 15″ or 18″ wide.

Hutch Base Cabinets

HUTCH BASE, 34 1/2″ HIGH, 24″ DEEP

	Cubic Feet	1		2		3		4		5		6		7	
HB30	17.4	2273		2382		2470		2607		2741		2997		3253	
HB36	20.7	2361		2470		2566		2704		2847		3111		3375	
HB42	24.0	2457		2575		2661		2812		2961		3234		3507	
HB48	27.3	2633		2764		2860		3026		3180		3470		3760	

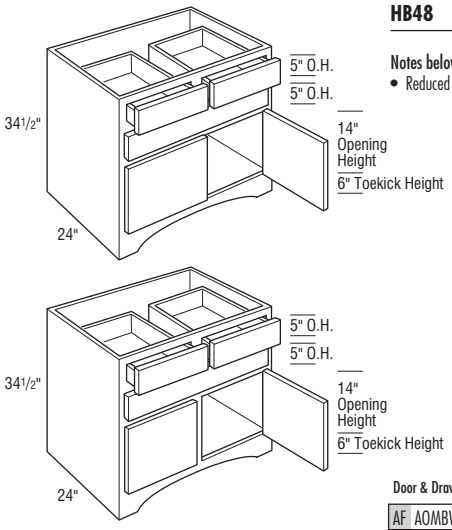

Notes below apply to all products in section above:

- Reduced Depths available in 1/4″ increments from 12″ to 23 3/4″.

Door & Drawer Options

AF	AOMBWB	CC	CG	GAMD	IFHG	MD	PRMD	PTOWB	SHMD	SPLITDR[1]	SPLITDRWS	TCP
			✓	✓	✓	✓	✓		✓	✓		

End Panel Options

AUTH	CSFPE	EXBK	FFD	FL/FR	FPE	INTGE	IPE
✓	✓	✓	✓	✓	✓	✓	✓

Custom Modification Options

ADD_SHLF	ADDTK	CBO	CCO	CFNTO	CFP	CFRMO	CHGDRW	CLIP	CMAT	CND	CSDGBK	DRT	DRWSEC[2]	DRWTK[1]	EX	EX_OL	FBFL	FD
		✓	✓	✓	✓	✓		✓		✓	✓		✓	✓	✓	✓		

FDSRTBTM	FLUT[3]	FTK[4]	ID	IH	INVFRM	IW	LIGHT	MIP	OBRB	PFINBTMB	RD	RECTK	RECTK_6	RECTKFRT6	RH	ROSFLUT	RT
	✓	✓		✓				✓	✓		✓					✓	✓

RW	SBCADDY	SBCADDYSM	SCPDRW	SRT	STW	TD	TKP	TVR	UDBX	URT	VTK	WS	WTCD	WTKCUP	WTR
			✓			✓		✓			✓	✓	✓		✓

[1] Not available on 42″ or 48″ wide.
[2] Only available on 36″-48″ wide.
[3] Fluting both 6″ not available on 30″ wide.
[4] Not available on FTKAV and style B-L.

IH/RH availability charts starting on page G•40.
IW/RW availability charts starting on page G•46.

BASE OPEN CABINET with PLAIN BACK, 34 1/2″ HIGH, 24″ DEEP

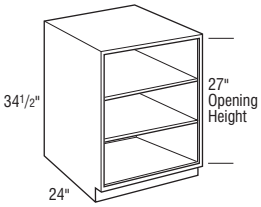

	Cubic Feet	1	2	3	4	5	6	7
BOCP15	9.1	1013	1061	1095	1157	1219	1333	1447
BOCP18	10.8	1061	1111	1148	1211	1282	1404	1526
BOCP24	14.1	1427	1497	1548	1631	1733	1891	2049
BOCP30	17.4	1692	1770	1839	1937	2035	2222	2409
BOCP36	20.7	1822	1908	1981	2093	2191	2398	2605

Notes below apply to all products in section above:

- Matching Interior Plywood (MIP) standard.
- If ordered with Hewn Technique, will not feature sand-through characteristics.
- To change the top rail valance, specify one of the Top Valance Rail modifications.
- Includes two full depth adjustable shelves.
- Reduced Depths available in 1/4″ increments from 6″ to 23 3/4″.
- Increased Depths available in 1/4″ increments from 24 1/4″ to 30″.

Door & Drawer Options

AF	AOMBWB	CC	CG	GAMD	IFHG	MD	PRMD	PTOWB	SHMD	SPLITDR	SPLITDRWS	TCP

End Panel Options

AUTH	CSFPE	EXBK	FFD	FL/FR	FPE	INTGE	IPE
✓	✓	✓	✓		✓	✓	

Custom Modification Options

ADD_SHLF	ADDTK	CBO	CCO	CFNTO	CFP	CFRMO	CHGDRW	CLIP	CMAT	CND	CSDGBK	DRT	DRWSEC	DRWTK	EX	EX_OL	FBFL	FD
		✓	✓			✓		✓			✓				✓	✓		

FDSRTBTM	FLUT[1]	FTK	ID	IH	INVFRM	IW	LIGHT	MIP	OBRB	PFINBTMB	RD	RECTK	RECTK_6	RECTKFRT6	RH	ROSFLUT	RT
	✓	✓	✓	✓					✓		✓	✓			✓	✓	✓

RW	SBCADDY	SBCADDYSM	SCPDRW	SRT	STW	TD	TKP	TVR	UDBX	URT	VTK	WS	WTCD	WTKCUP	WTR
						✓	✓	✓			✓	✓			✓

[1] Not available with 6″ fluting.

BASE OPEN CABINET with CAR SIDING BACK, 34 1/2″ HIGH, 24″ DEEP

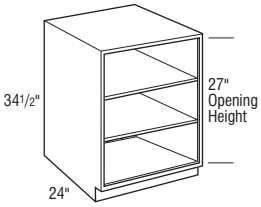

	Cubic Feet	1	2	3	4	5	6	7
BOCB15	9.1	1293	1341	1375	1437	1499	1613	1727
BOCB18	10.8	1341	1391	1428	1491	1562	1684	1806
BOCB24	14.1	1707	1777	1828	1911	2013	2171	2329
BOCB30	17.4	1972	2050	2119	2217	2315	2502	2689
BOCB36	20.7	2102	2188	2261	2373	2471	2678	2885

Notes below apply to all products in section above:

- Matching Interior Plywood (MIP) standard.
- The interior back of cabinet will be car siding back.
- If ordered with Hewn Technique, will not feature sand-through characteristics.
- To change the top rail valance, specify one of the Top Valance Rail modifications.
- Includes two full depth adjustable shelves.
- Reduced Depths available in 1/4″ increments from 6″ to 23 3/4″.
- Increased Depths available in 1/4″ increments from 24 1/4″ to 30″.

Door & Drawer Options

AF	AOMBWB	CC	CG	GAMD	IFHG	MD	PRMD	PTOWB	SHMD	SPLITDR	SPLITDRWS	TCP

End Panel Options

AUTH	CSFPE	EXBK	FFD	FL/FR	FPE	INTGE	IPE
✓	✓	✓	✓		✓	✓	

Custom Modification Options

ADD_SHLF	ADDTK	CBO	CCO	CFNTO	CFP	CFRMO	CHGDRW	CLIP	CMAT	CND	CSDGBK	DRT	DRWSEC	DRWTK	EX	EX_OL	FBFL	FD
		✓	✓			✓		✓							✓	✓		

FDSRTBTM	FLUT[1]	FTK	ID	IH	INVFRM	IW	LIGHT	MIP	OBRB	PFINBTMB	RD	RECTK	RECTK_6	RECTKFRT6	RH	ROSFLUT	RT
	✓	✓	✓	✓					✓		✓	✓			✓	✓	✓

RW	SBCADDY	SBCADDYSM	SCPDRW	SRT	STW	TD	TKP	TVR	UDBX	URT	VTK	WS	WTCD	WTKCUP	WTR
						✓	✓	✓			✓	✓			✓

[1] Not available with 6″ fluting.

Base Open Cabinets

BASE OPEN CABINET with PLAIN BACK and DRAWER, 34 1/2″ HIGH, 24″ DEEP

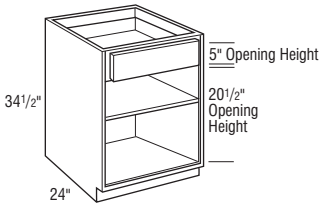

	Cubic Feet	1		2		3		4		5		6		7	
BODP15	9.1	1196		1258		1303		1369		1434		1570		1706	
BODP18	10.8	1230		1284		1326		1395		1465		1601		1737	
BODP24	14.1	1650		1727		1776		1869		1982		2162		2342	
BODP30	17.4	1883		1973		2037		2151		2254		2464		2674	
BODP36	20.7	1982		2077		2151		2266		2382		2598		2814	

Notes below apply to all products in section above:

- Includes one full depth adjustable shelf.
- Matching Interior Plywood (MIP) standard.
- If ordered with Hewn Technique, will not feature sand-through characteristics.
- To change the top rail valance, specify one of the Top Valance Rail modifications.

Door & Drawer Options

AF	AOMBWB	CC	CG	GAMD	IFHG	MD	PRMD	PTOWB	SHMD	SPLITDR	SPLITDRWS[1]	TCP
											✓	

End Panel Options

AUTH	CSFPE	EXBK	FFD	FL/FR	FPE	INTGE	IPE
✓	✓	✓	✓		✓	✓	

Custom Modification Options

ADD_SHLF	ADDTK	CBO	CCO	CFNTO	CFP	CFRMO	CHGDRW	CLIP	CMAT	CND	CSDGBK	DRT	DRWSEC	DRWTK	EX	EX_OL	FBFL	FD
		✓	✓	✓	✓	✓		✓			✓			✓	✓	✓		

FDSRTBTM	FLUT[2]	FTK	ID	IH	INVFRM	IW[3]	LIGHT	MIP	OBRB	PFINBTMB	RD	RECTK	RECTK_6	RECTKFRT6	RH	ROSFLUT	RT
✓	✓	✓		✓	✓	✓			✓		✓	✓			✓	✓	✓

RW	SBCADDY	SBCADDYSM	SCPDRW	SRT	STW	TD	TKP	TVR[4]	UDBX[1]	URT	VTK	WS	WTCD	WTKCUP[5]	WTR
	✓	✓	✓			✓	✓	✓	✓		✓	✓		✓	✓

[1] Not available on 15″-18″ wide.
[2] 6″ fluting not available on 15″ wide and FLUT6B is only available on 24″ wide.
[3] Not available on 24″ wide.
[4] Not available on 18″ wide.
[5] Only available on 18″ and 36″ wide. Only available on 36″ wide when used in conjunction with SPLITDRWS modification.

BASE OPEN CABINET with CAR SIDING BACK and DRAWER, 4 1/2″ HIGH, 24″ DEEP

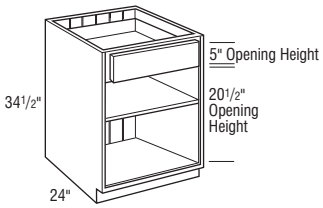

	Cubic Feet	1		2		3		4		5		6		7	
BODB15	9.1	1476		1538		1583		1649		1714		1850		1986	
BODB18	10.8	1510		1564		1606		1675		1745		1881		2017	
BODB24	14.1	1930		2007		2056		2149		2262		2442		2622	
BODB30	17.4	2163		2253		2317		2431		2534		2744		2954	
BODB36	20.7	2262		2357		2431		2546		2662		2878		3094	

Notes below apply to all products in section above:

- Includes one full depth adjustable shelf.
- Matching Interior Plywood (MIP) standard.
- The interior back of cabinet will be car siding back.
- If ordered with Hewn Technique, will not feature sand-through characteristics.
- To change the top rail valance, specify one of the Top Valance Rail modifications.

Door & Drawer Options

AF	AOMBWB	CC	CG	GAMD	IFHG	MD	PRMD	PTOWB	SHMD	SPLITDR	SPLITDRWS[1]	TCP
											✓	

End Panel Options

AUTH	CSFPE	EXBK	FFD	FL/FR	FPE	INTGE	IPE
✓	✓	✓	✓		✓	✓	

Custom Modification Options

ADD_SHLF	ADDTK	CBO	CCO	CFNTO	CFP	CFRMO	CHGDRW	CLIP	CMAT	CND	CSDGBK	DRT	DRWSEC	DRWTK	EX	EX_OL	FBFL	FD
		✓	✓	✓	✓	✓		✓						✓	✓	✓		

FDSRTBTM	FLUT[2]	FTK	ID	IH	INVFRM	IW[3]	LIGHT	MIP	OBRB	PFINBTMB	RD	RECTK	RECTK_6	RECTKFRT6	RH	ROSFLUT	RT
✓	✓	✓		✓	✓	✓			✓		✓	✓			✓	✓	✓

RW	SBCADDY	SBCADDYSM	SCPDRW	SRT	STW	TD	TKP	TVR[4]	UDBX[1]	URT	VTK	WS	WTCD	WTKCUP[5]	WTR
	✓	✓	✓			✓	✓	✓	✓		✓	✓		✓	✓

[1] Not available on 15″-18″ wide.
[2] 6" fluting not available on 15″ wide and FLUT6B is only available on 24″ wide.
[3] Not available on 24″ wide.
[4] Not available on 18″ wide.
[5] Only available on 18″ and 36″ wide. Only available on 36″ wide when used in conjunction with SPLITDRWS modification.

IH/RH availability charts starting on page G•40.
IW/RW availability charts starting on page G•46.

BASE MESSAGE CENTER, 30″ HIGH, 3″ DEEP

S

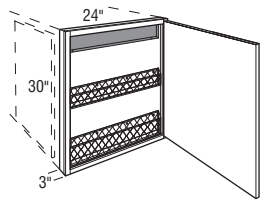

	Cubic Feet	1		2		3		4		5		6		7	
BMC24 L or R	12.2	1695		1768		1838		1910		1946		1981		2016	

- Finished Flush Ends standard.
- Includes magazine holder, bulletin board and mail holder.
- Cabinet recommended to be hinged on wall side.
- Door will open 90° without decorative hardware.
- For proper installation, adjacent cabinet must have flush ends or 3/32″ skin applied.
- Embellishments or overlay fillers can be used on side of cabinet to add a decorative touch.
- Increased Depths available in 1/4″ increments from 3 1/4″ to 30″.
- Not available on Inset and Beaded Inset styles.

Door & Drawer Options

AF	AOMBWB	CC	CG	GAMD	IFHG	MD	PRMD	PTOWB	SHMD	SPLITDR	SPLITDRWS	TCP
			✓	✓		✓	✓		✓			✓

End Panel Options

AUTH	CSFPE	EXBK	FFD	FL/FR	FPE	INTGE	IPE
	✓						

Custom Modification Options

ADD_SHLF	ADDTK	CBO	CCO	CFNTO	CFP	CFRMO	CHGDRW	CLIP	CMAT	CND	CSDGBK	DRT	DRWSEC	DRWTK	EX	EX_OL	FBFL	FD
		✓	✓	✓		✓				✓					✓	✓		

FDSRTBTM	FLUT	FTK	ID	IH	INVFRM	IW	LIGHT	MIP	OBRB	PFINBTMB	RD	RECTK	RECTK_6	RECTKFRT6	RH	ROSFLUT	RT
		✓	✓					✓	✓								

RW	SBCADDY	SBCADDYSM	SCPDRW	SRT	STW	TD	TKP	TVR	UDBX	URT	VTK	WS	WTCD	WTKCUP	WTR
												✓			✓

Notes

How to Use Your Schrock Boutique Price List

Your Schrock Boutique price guide contains charts with prices for each cabinetry product, arranged according to an alphabetical code. Use the chart below to determine the price code for your preferred cabinetry style.

Then refer to the various sections of this binder to find the types and sizes of cabinets required. Read across each chart to the column that corresponds to your style's price code to determine the price for each unit.

For example, if you want a utility wall cabinet that is 12″ wide and 84″ high in the Kirkwood Cherry style, you would
- Find the price code for Kirkwood Cherry ("3" in the chart below)
- Refer to the Tall Cabinets section of this binder
- Locate product code U128412 L or R (U = utility wall, 12 = width in inches, 84 = height in inches)
- Read across the chart in the same row to column 3 to find the price for this model in Kirkwood Cherry

Door Styles	Alder	Cherry	Maple	MDF	Quartersawn Oak	Rustic Alder	Walnut
Brennan	3	5	3		5	3	6
Brennan Beaded Inset	3+15%	5+15%	3+15%		5+15%	3+15%	6+15%
Brennan Inset	3+15%	5+15%	3+15%		5+15%	3+15%	6+15%
Delaney	2	4	2		4	2	6
Delaney Beaded Inset	2+15%	4+15%	2+15%		4+15%	2+15%	6+15%
Delaney Inset	2+15%	4+15%	2+15%		4+15%	2+15%	6+15%
Denton NEW	3	5	3		5	3	6
Garrett	1	3	1		3	1	5
Garrett Beaded Inset	1+15%	3+15%	1+15%		3+15%	1+15%	5+15%
Garrett Inset	1+15%	3+15%	1+15%		3+15%	1+15%	5+15%
Huxley NEW	3	5	3		5	3	6
Kennedy NEW	4	6	4		6	4	7
Kirkwood	1	3	1		3	1	5
Kirkwood Beaded Inset	1+15%	3+15%	1+15%		3+15%	1+15%	5+15%
Kirkwood Inset	1+15%	3+15%	1+15%		3+15%	1+15%	5+15%
Lorrina	5	6	5		6	5	7
Lorrina Beaded Inset	5+15%	6+15%	5+15%		6+15%	5+15%	7+15%
Lorrina Inset	5+15%	6+15%	5+15%		6+15%	5+15%	7+15%
Pleasant Hill NEW	1	3	1		3	1	5
Pleasant Hill Beaded Inset NEW	1+15%	3+15%	1+15%		3+15%	1+15%	5+15%
Pleasant Hill Inset NEW	1+15%	3+15%	1+15%		3+15%	1+15%	5+15%
Prestley NEW	4	6	4	1	6		7
Prestley Beaded Inset NEW				1+15%			
Prestley Inset NEW				1+15%			
Shaydon	1	3	1		3	1	5
Shaydon Beaded Inset	1+15%	3+15%	1+15%		3+15%	1+15%	5+15%
Shaydon Inset	1+15%	3+15%	1+15%		3+15%	1+15%	5+15%
Tanner	2	4	2		4	2	6
Tanner Beaded Inset	2+15%	4+15%	2+15%		4+15%	2+15%	6+15%
Tanner Inset	2+15%	4+15%	2+15%		4+15%	2+15%	6+15%
Vaughn	2	4	2		4	2	6
Vaughn Beaded Inset	2+15%	4+15%	2+15%		4+15%	2+15%	6+15%
Vaughn Inset	2+15%	4+15%	2+15%		4+15%	2+15%	6+15%

Schrock Boutique Modification Option Descriptions

Your Schrock Boutique price guide contains charts with modification option codes for each applicable cabinetry product. Reference the listing below to identify the modification description.

Door & Drawer Options

Option	Description
AF	Aluminum Door
CC	Craftsman Door
CG	Cut-for-glass
GAMD	Gallery Mullion Door
IFHG	Inset Finial Hinges
MD	Mullion Door
MFO	Modified Full Overlay
PRMD	Prairie Mullion Door
SGLPN	Single Panel Tall Door
SHMD	Shaker Mullion Door
SPLITDR	Split Doors

End Panel Options

Option	Description
AUTH	Authentic Flush End
CSFPE	Car Siding Flush Panel End
EXBK	End Extended Back
FFD	Face Frame and Door on End
FL/FR	Finished Ends
FPE	Flush Panel End
INTGE	Integral End
IPE	Inset Panel Ends

Custom Modification Options

Option	Description
ATTTK	Attach Toekick
CBO	Cabinet Box Only
CCO	Cabinet Case Only
CFNTO	Cabinet Front Only
CFRMO	Cabinet Frame Only
CLIP	Clipped Corner
CND	Cabinet No Door
CSDGBK	Car Siding Back
DRT	Deep Roll Trays
DRWTK	Toekick Drawer
EX	Extended Stile
EX_OL	Extended Stile with Overlay
FLUT	Fluting
FTK	Flush Toekick
ID	Increased Depth
IH	Increased Height
IW	Increased Width
LIGHT	Lighting
MIP	Matching Interior
OBRB	Open Bottom Rail Base
RD	Reduced Depth
RECTK	Recessed Toekick
RH	Reduced Height
ROSFLUT	Rose Fluting
RT	Roll Trays
SRT	Scooped Roll Tray
TD	Tray Divider
TKP	Toekick Pedestal
TVR	Top Valance Rail
VTK	Void Toekick
WS	Wide Stiles
WTR	Wide Top Rail

NEW UTILITY, 66″, 84″, 87″, 90″, 93″, 96″, 102″, or 108″ HIGH, 12″ DEEP

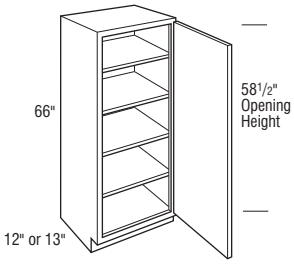

	Cubic Feet	1		2		3		4		5		6		7	
U126612 L or R	7.5	1765		1851		1917		2022		2132		2329		2526	
U156612 L or R	9.5	1866		1962		2030		2138		2265		2472		2679	
U186612 L or R	10.8	1978		2075		2148		2270		2393		2617		2841	
U216612 L or R	12.4	2105		2210		2288		2421		2548		2782		3016	
U246612 L or R	14.1	2236		2346		2429		2565		2706		2960		3214	

- Includes four adjustable shelves.
- Doors will include two center panels divided by a horizontal rail.
- Inset and Beaded Inset Door Styles are a standard 13″ deep.
- Full Overlay Styles:
  - Increased Depths available in 1/4″ increments from 12 1/4″ to 30″.
  - Reduced Depths available in 1/4″ increments from 6″ to 11 3/4″.
- Inset and Beaded Inset Styles:
  - Increased Depths available in 1/4″ increments from 13 1/4″ to 30″.
  - Reduced Depths available in 1/4″ increments from 6″ to 12 3/4″.
- Recessed Toekick on ends must be specified if required.

Door & Drawer Options

AF	CC	CG	GAMD	IFHG	MD	MFO	PRMD	SGLPN	SHMD	SPLITDR
		✓		✓		✓		✓		

End Panel Options

AUTH	CSFPE	EXBK	FFD	FL/FR	FPE	INTGE	IPE
✓	✓	✓	✓	✓	✓	✓	✓

Custom Modification Options

ATTTK	CBO	CCO	CFNTO	CFRMO	CLIP	CND	CSDGBK	DRT	DRWTK	EX	EX_OL	FLUT[1]	FTK[2]	ID	IH	IW	LIGHT	MIP	OBRB
	✓	✓	✓	✓	✓	✓	✓		✓	✓	✓	✓	✓	✓				✓	✓

RD	RECTK	RH	ROSFLUT[1]	RT	SRT	TD	TKP	TVR[3]	VTK	WS[4]	WTR
✓	✓		✓	✓			✓	✓	✓	✓	✓

[1] Fluting both not available on 12″ wide. Not available with 6″ fluting.
[2] FTKAV and style B-L are not available on 12″ wide.
[3] Not available on 12″ wide except with TVRVV.
[4] Wide stile both 3″ not available on 12″ wide.

Utility Cabinets

UTILITY, 66″, 84″, 87″, 90″, 93″, 96″, 102″, or 108″ HIGH, 12″ DEEP (cont'd)

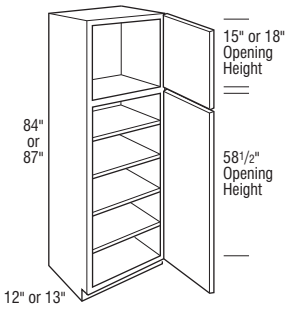

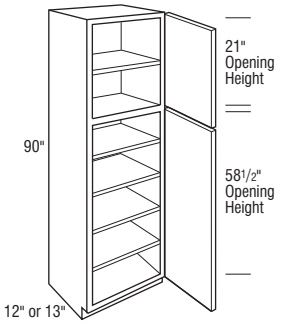

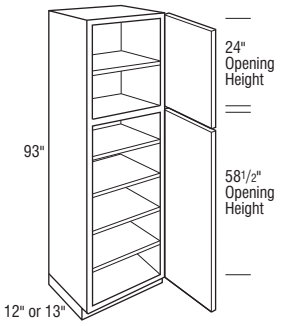

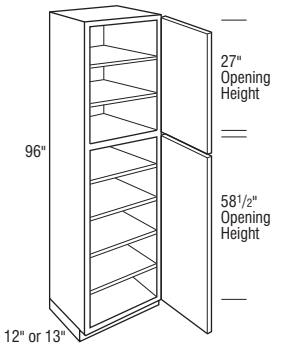

	Cubic Feet	1	2	3	4	5	6	7
U128412 L or R	9.7	1998	2096	2175	2292	2415	2631	2847
U158412 L or R	11.8	2123	2225	2309	2431	2561	2800	3039
U188412 L or R	14.0	2241	2351	2432	2566	2717	2971	3225
U218412 L or R	16.1	2389	2511	2594	2736	2891	3165	3439
U248412 L or R	18.3	2537	2661	2753	2908	3073	3362	3651
U128712 L or R	10.0	2102	2207	2283	2412	2542	2770	2998
U158712 L or R	12.3	2227	2337	2421	2554	2699	2945	3191
U188712 L or R	14.5	2359	2473	2558	2703	2855	3122	3389
U218712 L or R	16.7	2514	2640	2727	2882	3037	3321	3605
U248712 L or R	18.9	2665	2796	2896	3057	3230	3532	3834

- Includes four adjustable shelves.

U129012AH L or R	10.4	2206	2314	2396	2528	2665	2911	3157
U159012AH L or R	12.7	2332	2453	2537	2673	2831	3090	3349
U189012AH L or R	15.0	2473	2594	2685	2837	2991	3271	3551
U219012AH L or R	17.3	2631	2762	2860	3026	3185	3478	3771
U249012AH L or R	19.6	2795	2933	3036	3206	3383	3700	4017

- AH represents upper section alignment with doors on 24″ or 27″ high cabinets.
- Includes five adjustable shelves.
- Toekick shipped attached unless otherwise specified.

U129312AH L or R	10.7	2319	2432	2519	2658	2807	3066	3325
U159312AH L or R	13.1	2468	2590	2677	2826	2991	3262	3533
U189312AH L or R	15.5	2614	2742	2837	2995	3157	3451	3745
U219312AH L or R	17.8	2784	2917	3026	3195	3363	3668	3973
U249312AH L or R	20.2	2957	3099	3211	3387	3570	3902	4234

- AH represents upper section alignment with doors on 24″ or 27″ high cabinets.
- Includes five adjustable shelves.
- Shipped with loose toe space unless Attach Toekick or Flush Toekick is specified.

U129612 L or R	11.0	2436	2553	2644	2789	2945	3224	3503
U159612 L or R	13.5	2603	2727	2818	2977	3146	3438	3730
U189612 L or R	16.0	2753	2887	2991	3154	3323	3633	3943
U219612 L or R	18.4	2928	3073	3184	3363	3537	3864	4191
U249612 L or R	20.9	3117	3269	3383	3570	3758	4105	4452

- Includes six adjustable shelves.
- Shipped with loose toe space unless Attach Toekick or Flush Toekick is specified.
- Flush Toekick option not available in conjunction with Wide Top Rail unless loose Flush Toekick is specified.

Notes below apply to all products in section above:

- Large opening on tall doors will include two center panels divided by a horizontal rail.
- Inset and Beaded Inset Door Styles are a standard 13″ deep.
- Full Overlay Styles:
  - Increased Depths available in 1/4″ increments from 12 1/4″ to 30″.
  - Reduced Depths available in 1/4″ increments from 6″ to 11 3/4″.
- Inset and Beaded Inset Styles:
  - Increased Depths available in 1/4″ increments from 13 1/4″ to 30″.
  - Reduced Depths available in 1/4″ increments from 6″ to 12 3/4″.
- Recessed Toekick on ends must be specified if required.

Door & Drawer Options

AF	CC	CG	GAMD[1]	IFHG	MD[1]	MFO	PRMD[2]	SGLPN	SHMD[1]	SPLITDR
✓		✓	✓	✓	✓	✓	✓	✓	✓	

End Panel Options

AUTH	CSFPE	EXBK	FFD	FL/FR	FPE	INTGE	IPE
✓	✓	✓	✓	✓	✓	✓	✓

Custom Modification Options

ATTTK[3]	CBO	CCO	CFNTO	CFRMO	CLIP[4]	CND	CSDGBK	DRT	DRWTK	EX	EX_OL	FLUT[5]	FTK[6]	ID	IH[7]	IW[8]	LIGHT	MIP	OBRB
✓	✓	✓	✓	✓	✓	✓	✓			✓	✓	✓	✓	✓	✓	✓	✓	✓	✓

RD	RECTK[9]	RH	ROSFLUT	RT	SRT	TD[1]	TKP[10]	TVR[11]	VTK	WS	WTR
✓	✓		✓	✓		✓	✓	✓		✓	✓

[1] Only available on top section.
[2] Not available on 12″ wide. Only available on top section.
[3] Only available on 93″-96″ high.
[4] Not available on 12″ wide.
[5] Not available with 6″ fluting.
[6] FTKAV and style B-L not available on 12″ wide.
[7] Not available on 96″ high.
[8] Not available on 24″ wide.
[9] Only available on RECTKL.R.BK.
[10] Not available on 93″-96″ high.
[11] Not available on 12″ wide.

IH/RH availability charts starting on page G•40.
IW/RW availability charts starting on page G•46.

UTILITY, 66″, 84″, 87″, 90″, 93″, 96″, 102″, or 108″ HIGH, 12″ DEEP (cont'd)

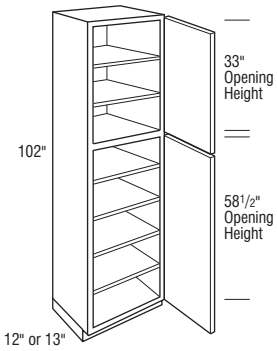

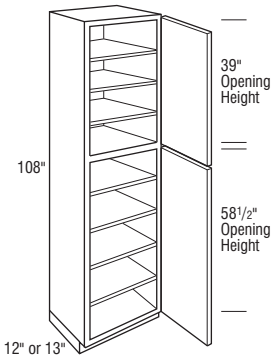

	Cubic Feet	1	2	3	4	5	6	7
U1210212 L or R	20.3	4755	4917	5044	5245	5461	5848	6235
U1510212 L or R	23.6	4987	5159	5285	5506	5740	6145	6550
U1810212 L or R	27.0	5195	5381	5525	5751	5986	6416	6846
U2110212 L or R	30.4	5438	5639	5793	6041	6283	6736	7189
U2410212 L or R	33.8	5700	5911	6069	6328	6589	7071	7553

- Includes six adjustable shelves.

U1210812 L or R	21.4	5278	5458	5598	5822	6062	6492	6922
U1510812 L or R	24.9	5535	5726	5866	6111	6371	6821	7271
U1810812 L or R	28.5	5766	5973	6133	6384	6644	7122	7600
U2110812 L or R	32.1	6036	6259	6430	6706	6974	7477	7980
U2410812 L or R	35.6	6327	6561	6736	7024	7314	7848	8382

- Includes seven adjustable shelves.

Notes below apply to all products in section above:

- Shipped with loose toe space unless Attach Toekick or Flush Toekick is specified.
- Large opening on tall doors will include two center panels divided by a horizontal rail.
- Inset and Beaded Inset Door Styles are a standard 13″ deep.
- Full Overlay Styles:
  - Increased Depths available in 1/4″ increments from 12 1/4″ to 26″.
  - Reduced Depths available in 1/4″ increments from 6″ to 11 3/4″.
- Inset and Beaded Inset Styles:
  - Increased Depths available in 1/4″ increments from 13 1/4″ to 26″.
  - Reduced Depths available in 1/4″ increments from 6″ to 12 3/4″.
- Recessed Toekick on ends must be specified if required.
- Finish Flushed Ends standard.

Door & Drawer Options

AF	CC	CG	GAMD[1]	IFHG	MD[1]	MFO	PRMD[2]	SGLPN	SHMD[1]	SPLITDR
✓		✓	✓	✓	✓	✓	✓	✓	✓	

End Panel Options

AUTH	CSFPE	EXBK[3]	FFD	FL/FR	FPE	INTGE	IPE
✓		✓		✓			✓

Custom Modification Options

ATTTK	CBO	CCO	CFNTO	CFRMO	CLIP	CND	CSDGBK	DRT	DRWTK[4]	EX	EX_OL	FLUT[5]	FTK[6]	ID	IH[7]	IW[8]	LIGHT	MIP	OBRB
✓	✓	✓	✓	✓		✓			✓	✓	✓	✓	✓	✓	✓	✓	✓		✓

RD	RECTK	RH[7]	ROSFLUT[5]	RT	SRT	TD[1]	TKP	TVR[9]	VTK	WS	WTR
✓	✓	✓	✓	✓		✓		✓	✓	✓	✓

[1] Only available on top section.
[2] Not available on 12″ wide. Only available on top section.
[3] This modification will allow the end to extend back to a maximum of 30″ deep.
[4] Only available when used in conjunction with attach toekick modification.
[5] Not available with 6″ fluting.
[6] FTKAV and style B-L not available on 12″ wide.
[7] Not available on 108″ high.
[8] Not available on 24″ wide.
[9] Not available on 12″ wide.

Utility Cabinets

NEW UTILITY, 66″, 84″, 87″, 90″, 93″, 96″, 102″, or 108″ HIGH, 12″ DEEP (cont'd)

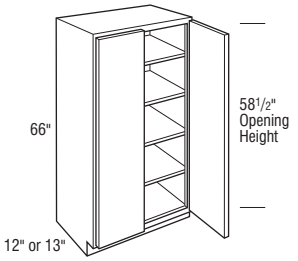

	Cubic Feet	1	2	3	4	5	6	7
U246612	14.1	2869	3011	3096	3264	3493	3815	4137
U276612	15.7	3130	3284	3387	3574	3795	4144	4493
U306612	17.4	3394	3557	3684	3886	4098	4478	4858
U336612	19.0	3493	3660	3792	3999	4221	4610	4999
U366612	20.6	3591	3763	3902	4112	4336	4742	5148

- Includes four adjustable shelves.
- Doors will include two center panels divided by a horizontal rail.
- Inset and Beaded Inset Door Styles are a standard 13″ deep.
- Full Overlay Styles:
  - Increased Depths available in 1/4″ increments from 12 1/4″ to 30″.
  - Reduced Depths available in 1/4″ increments from 6″ to 11 3/4″.
- Inset and Beaded Inset Styles:
  - Increased Depths available in 1/4″ increments from 13 1/4″ to 30″.
  - Reduced Depths available in 1/4″ increments from 6″ to 12 3/4″.
- Recessed Toekick on ends must be specified if required.

Door & Drawer Options

AF	CC	CG	GAMD	IFHG	MD	MFO	PRMD	SGLPN	SHMD	SPLITDR
		✓		✓		✓		✓		✓

End Panel Options

AUTH	CSFPE	EXBK	FFD	FL/FR	FPE	INTGE	IPE
✓	✓	✓	✓	✓	✓	✓	✓

Custom Modification Options

ATTTK	CBO	CCO	CFNTO	CFRMO	CLIP	CND	CSDGBK	DRT	DRWTK	EX	EX_OL	FLUT[1]	FTK	ID	IH	IW	LIGHT	MIP	OBRB
	✓	✓	✓	✓	✓	✓	✓		✓	✓	✓	✓	✓	✓				✓	✓

RD	RECTK	RH	ROSFLUT	RT	SRT	TD	TKP	TVR	VTK	WS	WTR
✓	✓		✓	✓			✓	✓	✓	✓	✓

[1] Not available with 6″ fluting.

IH/RH availability charts starting on page G•40.
IW/RW availability charts starting on page G•46.

UTILITY, 66″, 84″, 87″, 90″, 93″, 96″, 102″, or 108″ HIGH, 12″ DEEP (cont'd)

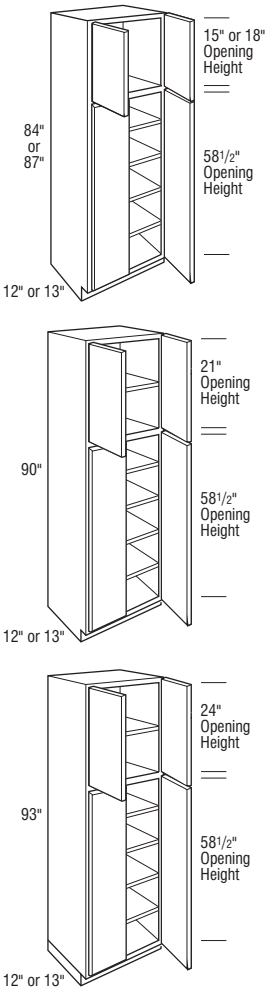

	Cubic Feet	1	2	3	4	5	6	7
U248412	18.3	3292	3452	3550	3742	3997	4372	4747
U278412	20.4	3571	3748	3866	4077	4322	4732	5142
U308412	22.6	3848	4040	4179	4406	4645	5084	5523
U338412	24.8	3965	4159	4307	4544	4793	5237	5681
U368412	26.9	4076	4277	4431	4676	4934	5397	5860
U248712	18.9	3441	3608	3710	3913	4179	4571	4963
U278712	21.2	3741	3925	4051	4274	4536	4958	5380
U308712	23.4	4045	4244	4394	4634	4885	5340	5795
U338712	25.6	4164	4367	4526	4773	5034	5500	5966
U368712	27.8	4282	4493	4651	4908	5179	5662	6145

- Includes four adjustable shelves.

U249012AH	19.6	3586	3764	3870	4080	4366	4769	5172
U279012AH	21.9	3913	4105	4234	4467	4744	5180	5616
U309012AH	24.2	4242	4446	4605	4858	5122	5597	6072
U339012AH	26.5	4366	4575	4740	4999	5276	5762	6248
U369012AH	28.8	4489	4704	4878	5140	5420	5928	6436

- AH represents upper section alignment with doors on 24″ or 27″ high cabinets.
- Includes five adjustable shelves.
- Toekick shipped attached unless otherwise specified.

U249312AH	20.2	3772	3956	4069	4292	4580	5006	5432
U279312AH	22.6	4125	4325	4466	4709	4996	5461	5926
U309312AH	25.0	4479	4698	4864	5134	5410	5912	6414
U339312AH	27.4	4609	4833	5007	5280	5569	6088	6607
U369312AH	29.7	4740	4971	5150	5431	5725	6263	6801

- AH represents upper section alignment with doors on 24″ or 27″ high cabinets.
- Includes five adjustable shelves.
- Shipped with loose toe space unless Attach Toekick or Flush Toekick is specified.

Notes below apply to all products in section above:

- Large opening on tall doors will include two center panels divided by a horizontal rail.
- Inset and Beaded Inset Door Styles are a standard 13″ deep.
- Full Overlay Styles:
  - Increased Depths available in 1/4″ increments from 12 1/4″ to 30″.
  - Reduced Depths available in 1/4″ increments from 6″ to 11 3/4″.
- Inset and Beaded Inset Styles:
  - Increased Depths available in 1/4″ increments from 13 1/4″ to 30″.
  - Reduced Depths available in 1/4″ increments from 6″ to 12 3/4″.
- Recessed Toekick on ends must be specified if required.

Door & Drawer Options

AF[1]	CC	CG	GAMD[2]	IFHG	MD[2]	MFO	PRMD[2]	SGLPN	SHMD[2]	SPLITDR
✓		✓	✓	✓	✓	✓	✓	✓	✓	✓

End Panel Options

AUTH	CSFPE	EXBK	FFD[3]	FL/FR	FPE	INTGE	IPE
✓	✓	✓	✓	✓	✓	✓	✓

Custom Modification Options

ATTTK[4]	CBO	CCO	CFNTO	CFRMO	CLIP[1]	CND	CSDGBK	DRT	DRWTK	EX	EX_OL	FLUT[5]	FTK	ID	IH	IW[6]	LIGHT	MIP	OBRB
✓	✓	✓	✓	✓	✓	✓	✓			✓	✓	✓	✓	✓	✓	✓	✓	✓	✓

RD	RECTK[7]	RH	ROSFLUT	RT	SRT	TD[2]	TKP[8]	TVR	VTK	WS	WTR
✓	✓		✓	✓		✓	✓	✓		✓	✓

[1] Not available on 24″ wide.
[2] Only available on top section.
[3] Not available on 2484 version.
[4] Only available on 93″ high.
[5] Not available with 6″ fluting.
[6] Not available on 36″ wide.
[7] Only available on RECTKL.R.BK.
[8] Not available on 93″ high.

Utility Cabinets

UTILITY, 66″, 84″, 87″, 90″, 93″, 96″, 102″, or 108″ HIGH, 12″ DEEP (cont'd)

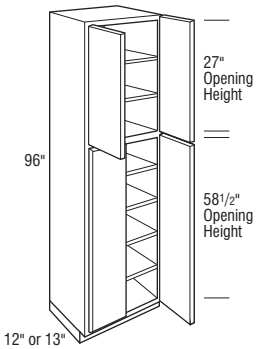

	Cubic Feet	1		2		3		4		5		6		7	
U249612	20.9	3956		4146		4264		4498		4796		5241		5686	
U279612	23.3	4336		4549		4693		4950		5244		5739		6234	
U309612	25.8	4716		4949		5122		5407		5702		6231		6760	
U339612	28.2	4856		5094		5276		5560		5864		6414		6964	
U369612	30.7	4993		5236		5420		5720		6033		6596		7159	

- Includes six adjustable shelves.
- Shipped with loose toe space unless Attach Toekick or Flush Toekick is specified.
- Flush Toekick option not available in conjunction with Wide Top Rail unless loose Flush Toekick is specified.
- Large opening on tall doors will include two center panels divided by a horizontal rail.
- Inset and Beaded Inset Door Styles are a standard 13″ deep.
- Full Overlay Styles:
  - Increased Depths available in 1/4″ increments from 12 1/4″ to 30″.
  - Reduced Depths available in 1/4″ increments from 6″ to 11 3/4″.
- Inset and Beaded Inset Styles:
  - Increased Depths available in 1/4″ increments from 13 1/4″ to 30″.
  - Reduced Depths available in 1/4″ increments from 6″ to 12 3/4″.
- Recessed Toekick on ends must be specified if required.

Door & Drawer Options

AF[1]	CC	CG	GAMD[2]	IFHG	MD[2]	MFO	PRMD[2]	SGLPN	SHMD[2]	SPLITDR
✓		✓	✓	✓	✓	✓	✓	✓	✓	✓

End Panel Options

AUTH	CSFPE	EXBK	FFD	FL/FR	FPE	INTGE	IPE
✓	✓	✓	✓	✓	✓	✓	✓

Custom Modification Options

ATTTK	CBO	CCO	CFNTO	CFRMO[1]	CLIP[1]	CND	CSDGBK	DRT	DRWTK	EX	EX_OL	FLUT[3]	FTK	ID	IH	IW[4]	LIGHT	MIP	OBRB
✓	✓	✓	✓	✓	✓	✓	✓			✓	✓	✓	✓	✓		✓	✓	✓	✓

RD	RECTK[5]	RH	ROSFLUT	RT	SRT	TD[2]	TKP	TVR	VTK	WS	WTR
✓	✓		✓	✓		✓		✓		✓	✓

[1] Not available on 24″ wide.
[2] Only available on top section.
[3] Not available with 6″ fluting.
[4] Not available on 36″ wide.
[5] Only available on RECTKL.R.BK.

IH/RH availability charts starting on page G•40.
IW/RW availability charts starting on page G•46.

UTILITY, 66″, 84″, 87″, 90″, 93″, 96″, 102″, or 108″ HIGH, 12″ DEEP (cont'd)

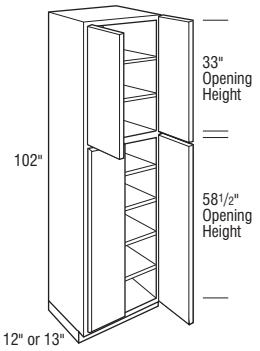

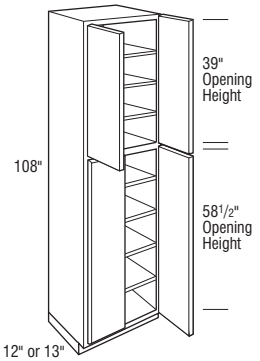

	Cubic Feet	1	2	3	4	5	6	7
U2410212	33.8	6864	7128	7291	7616	8029	8647	9265
U2710212	37.1	7391	7687	7887	8243	8651	9338	10025
U3010212	40.5	7918	8242	8482	8877	9287	10021	10755
U3310212	43.9	8113	8443	8695	9090	9511	10274	11037
U3610212	47.3	8303	8640	8895	9312	9746	10527	11308

- Includes six adjustable shelves.

U2410812	35.6	7619	7912	8093	8454	8913	9598	10283
U2710812	39.2	8204	8532	8754	9150	9603	10365	11127
U3010812	42.8	8789	9148	9415	9854	10308	11123	11938
U3310812	46.3	9005	9372	9652	10089	10558	11405	12252
U3610812	46.9	9216	9590	9874	10336	10818	11685	12552

- Includes seven adjustable shelves.

Notes below apply to all products in section above:

- Shipped with loose toe space unless Attach Toekick or Flush Toekick is specified.
- Large opening on tall doors will include two center panels divided by a horizontal rail.
- Inset and Beaded Inset Door Styles are a standard 13″ deep.
- Full Overlay Styles:
  - Increased Depths available in 1/4″ increments from 12 1/4″ to 26″.
  - Reduced Depths available in 1/4″ increments from 6″ to 11 3/4″.
- Inset and Beaded Inset Styles:
  - Increased Depths available in 1/4″ increments from 13 1/4″ to 26″.
  - Reduced Depths available in 1/4″ increments from 6″ to 12 3/4″.
- Recessed Toekick on ends must be specified if required.
- Finish Flushed Ends standard.

Door & Drawer Options

AF[1]	CC	CG	GAMD[3]	IFHG	MD[2]	MFO	PRMD[2]	SGLPN	SHMD[2]	SPLITDR
✓		✓	✓	✓	✓	✓	✓	✓	✓	✓

End Panel Options

AUTH	CSFPE	EXBK[3]	FFD	FL/FR	FPE	INTGE	IPE
✓		✓		✓			✓

Custom Modification Options

ATTTK	CBO	CCO	CFNTO	CFRMO	CLIP	CND	CSDGBK	DRT	DRWTK[4]	EX	EX_OL	FLUT[5]	FTK	ID	IH[6]	IW[7]	LIGHT	MIP	OBRB
✓	✓	✓	✓	✓		✓			✓	✓	✓	✓	✓	✓	✓	✓	✓		✓

RD	RECTK	RH[6]	ROSFLUT[5]	RT	SRT	TD[2]	TKP	TVR	VTK	WS	WTR
✓	✓	✓	✓	✓		✓		✓	✓	✓	✓

[1] Not available on 24″ wide.
[2] Only available on top section.
[3] This modification will allow the end to extend back to a maximum of 30″ deep.
[4] Only available when used in conjunction with attach toekick modification.
[5] Not available with 6″ fluting.
[6] Not available on 108″ high.
[7] Not available on 36″ wide.

Utility Cabinets

NEW UTILITY, 66″, 84″, 87″, 90″, 93″, 96″, 102″, or 108″ HIGH, 24″ DEEP

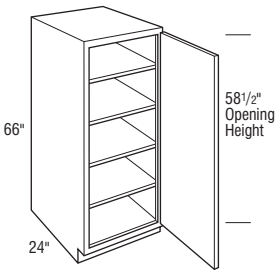

	Cubic Feet	1		2		3		4		5		6		7	
U126624 L or R	14.0	1984		2086		2159		2278		2403		2631		2859	
U156624 L or R	17.0	2119		2222		2305		2429		2569		2808		3047	
U186624 L or R	20.1	2248		2357		2442		2579		2725		2980		3235	
U216624 L or R	23.1	2358		2474		2565		2706		2857		3122		3387	
U246624 L or R	26.2	2472		2590		2686		2830		2994		3274		3554	

- Includes four adjustable shelves.
- Doors will include two center panels divided by a horizontal rail.
- Increased Depths available in 1/4″ increments from 24 1/4″ to 30″.
- Reduced Depths available in 1/4″ increments from 6″ to 23 3/4″.

Door & Drawer Options

AF	CC	CG	GAMD	IFHG	MD	MFO	PRMD	SGLPN	SHMD	SPLITDR
		✓		✓		✓		✓		

End Panel Options

AUTH	CSFPE	EXBK	FFD	FL/FR	FPE	INTGE	IPE
✓	✓	✓	✓	✓	✓	✓	✓

Custom Modification Options

ATTTK	CBO	CCO	CFNTO	CFRMO	CLIP	CND	CSDGBK	DRT	DRWTK	EX	EX_OL	FLUT[1]	FTK	ID	IH	IW	LIGHT	MIP	OBRB
	✓	✓	✓	✓	✓	✓	✓		✓	✓	✓	✓	✓	✓				✓	✓

RD	RECTK	RH	ROSFLUT[1]	RT	SRT	TD	TKP	TVR[2]	VTK	WS[3]	WTR
✓	✓		✓	✓			✓	✓	✓	✓	✓

[1] 12″ wide not available with fluting both. Not available with 6″ fluting.
[2] 12″ wide not available except with TVRVV.
[3] Wide stile both 3″ not available on 12″ wide.

IH/RH availability charts starting on page G•40.
IW/RW availability charts starting on page G•46.

UTILITY, 66″, 84″, 87″, 90″, 93″, 96″, 102″, or 108″ HIGH, 24″ DEEP (cont'd)

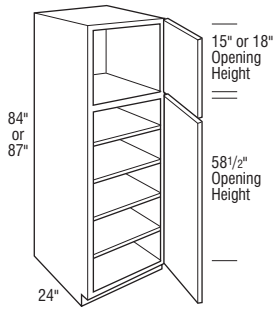

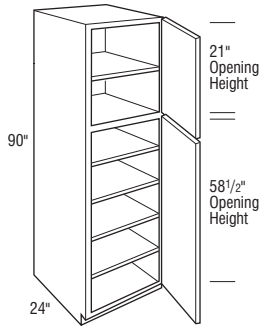

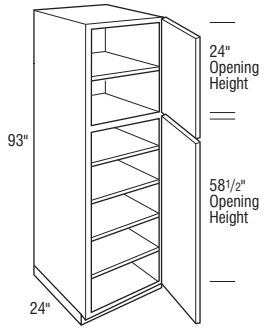

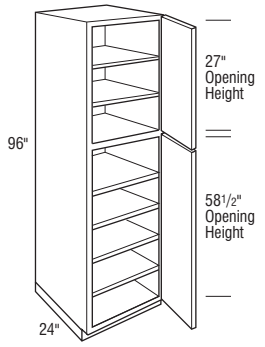

	Cubic Feet	1	2	3	4	5	6	7
U128424 L or R	17.7	2281	2394	2480	2618	2764	3026	3288
U158424 L or R	21.6	2404	2519	2615	2756	2911	3182	3453
U188424 L or R	25.6	2558	2679	2781	2935	3093	3385	3677
U218424 L or R	29.5	2717	2850	2948	3112	3286	3591	3896
U248424 L or R	33.4	2869	3009	3122	3291	3485	3804	4123
U128724 L or R	18.3	2382	2501	2590	2732	2886	3157	3428
U158724 L or R	22.4	2524	2650	2747	2896	3062	3346	3630
U188724 L or R	26.5	2687	2815	2914	3079	3250	3558	3866
U218724 L or R	30.5	2834	2971	3079	3244	3427	3748	4069
U248724 L or R	34.6	2981	3126	3238	3416	3617	3951	4285
• Includes four adjustable shelves.								
U129024AH L or R	18.9	2480	2607	2699	2847	3004	3289	3574
U159024AH L or R	23.2	2649	2777	2881	3036	3211	3510	3809
U189024AH L or R	27.4	2810	2946	3052	3224	3406	3725	4044
U219024AH L or R	31.6	2948	3093	3206	3382	3571	3902	4233
U249024AH L or R	35.8	3090	3238	3357	3537	3742	4093	4444
• AH represents upper section alignment with doors on 24″ or 27″ high cabinets. • Includes five adjustable shelves. • Toekick shipped attached unless otherwise specified.								
U129324AH L or R	19.6	2620	2752	2852	3005	3176	3469	3762
U159324AH L or R	23.9	2796	2934	3041	3207	3384	3703	4022
U189324AH L or R	28.3	2967	3114	3224	3399	3590	3928	4266
U219324AH L or R	32.6	3093	3243	3361	3547	3746	4093	4440
U249324AH L or R	37.0	3224	3379	3497	3691	3905	4271	4637
• AH represents upper section alignment with doors on 24″ or 27″ high cabinets. • Includes five adjustable shelves. • Shipped with loose toe space unless Attach Toekick or Flush Toekick is specified.								
U129624 L or R	20.2	2762	2901	2999	3171	3340	3650	3960
U159624 L or R	24.7	2946	3090	3203	3379	3560	3895	4230
U189624 L or R	29.2	3121	3276	3392	3581	3775	4130	4485
U219624 L or R	33.6	3235	3392	3515	3709	3921	4286	4651
U249624 L or R	38.1	3355	3516	3639	3838	4069	4446	4823
• Includes six adjustable shelves. • Shipped with loose toe space unless Attach Toekick or Flush Toekick is specified. • Flush Toekick option not available in conjunction with Wide Top Rail unless loose Flush Toekick is specified.								

Notes below apply to all products in section above:

- Large opening on tall doors will include two center panels divided by a horizontal rail.
- Increased Depths available in 1/4″ increments from 24 1/4″ to 30″.
- Reduced Depths available in 1/4″ increments from 6″ to 23 3/4″.

Door & Drawer Options

AF	CC	CG	GAMD[1]	IFHG	MD[1]	MFO	PRMD[2]	SGLPN	SHMD[1]	SPLITDR
✓		✓	✓	✓	✓	✓	✓	✓	✓	

End Panel Options

AUTH	CSFPE	EXBK	FFD[3]	FL/FR	FPE	INTGE	IPE
✓	✓	✓	✓	✓	✓	✓	✓

Custom Modification Options

ATTTK[4]	CBO[5]	CCO	CFNTO	CFRMO	CLIP[6]	CND	CSDGBK	DRT	DRWTK	EX	EX_OL	FLUT[7]	FTK[8]	ID	IH[9]	IW[10]	LIGHT	MIP	OBRB
✓	✓	✓	✓	✓	✓	✓	✓			✓	✓	✓	✓	✓	✓	✓	✓	✓	✓

RD	RECTK[11]	RH	ROSFLUT	RT	SRT	TD[1]	TKP[12]	TVR[13]	VTK	WS	WTR
✓	✓		✓	✓		✓	✓	✓		✓	✓

[1] Only available on top section.
[2] Not available on 12″ wide. Only available on top section.
[3] Not available on 1284 version.
[4] Only available on 93″-96″ high.
[5] Not available on 12″ wide or on 1584 version.
[6] Not available on 12″ wide.
[7] Not available with 6″ fluting.
[8] FTKAV and style B-L not available on 12″ wide.
[9] Not available on 96″ high.
[10] Not available on 24″ wide.
[11] Only available on RECTKL.R.BK.
[12] Not available on 93″-96″ high.
[13] Not available on 12″ wide.

Utility Cabinets

UTILITY, 66″, 84″, 87″, 90″, 93″, 96″, 102″, or 108″ HIGH, 24″ DEEP (cont'd)

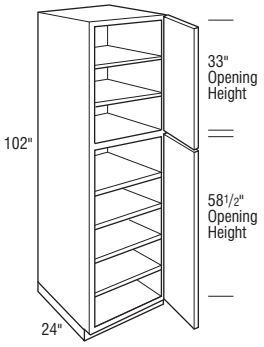

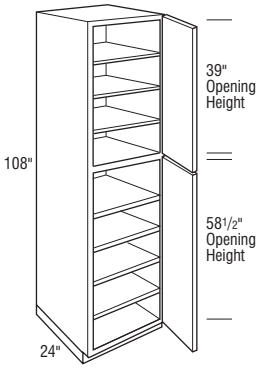

	Cubic Feet	1		2		3		4		5		6		7	
U1210224 L or R	33.8	5207		5400		5536		5775		6009		6439		6869	
U1510224 L or R	39.4	5463		5662		5819		6063		6315		6779		7243	
U1810224 L or R	45.0	5705		5920		6081		6344		6613		7105		7597	
U2110224 L or R	50.6	5864		6081		6252		6521		6815		7322		7829	
U2410224 L or R	56.3	6030		6253		6424		6700		7021		7544		8067	

- Includes six adjustable shelves.

U1210824 L or R	35.6	5780		5994		6145		6410		6670		7148		7626	
U1510824 L or R	41.6	6063		6285		6459		6730		7009		7525		8041	
U1810824 L or R	47.5	6333		6572		6750		7041		7340		7887		8434	
U2110824 L or R	53.4	6509		6750		6940		7239		7565		8127		8689	
U2410824 L or R	59.4	6693		6941		7131		7437		7793		8374		8955	

- Includes seven adjustable shelves.

Notes below apply to all products in section above:

- Shipped with loose toe space unless Attach Toekick or Flush Toekick is specified.
- Large opening on tall doors will include two center panels divided by a horizontal rail.
- Increased Depths available in 1/4″ increments from 24 1/4″ to 26″.
- Reduced Depths available in 1/4″ increments from 6″ to 23 3/4″.
- Finish Flushed Ends standard.

Door & Drawer Options

AF	CC	CG	GAMD[1]	IFHG	MD[1]	MFO	PRMD[2]	SGLPN	SHMD[1]	SPLITDR
✓		✓	✓	✓	✓	✓	✓	✓	✓	

End Panel Options

AUTH	CSFPE	EXBK[3]	FFD	FL/FR	FPE	INTGE	IPE
✓		✓		✓			✓

Custom Modification Options

ATTTK	CBO	CCO	CFNTO	CFRMO	CLIP	CND	CSDGBK	DRT	DRWTK[4]	EX	EX_OL	FLUT[5]	FTK[6]	ID	IH[7]	IW[8]	LIGHT	MIP	OBRB
✓	✓	✓	✓	✓		✓			✓	✓	✓	✓	✓	✓	✓	✓	✓		✓

RD	RECTK	RH[7]	ROSFLUT[5]	RT	SRT	TD[1]	TKP	TVR[9]	VTK	WS	WTR
✓	✓	✓	✓	✓		✓		✓	✓	✓	✓

[1] Only available on top section.
[2] Not available on 12″ wide. Only available on top section.
[3] This modification will allow the end to extend back to a maximum of 30″ deep.
[4] Only available when used in conjunction with attach toekick modification.
[5] Not available with 6″ fluting.
[6] FTKAV and style B-L not available on 12″ wide.
[7] Not available on 108″ high.
[8] Not available on 24″ wide.
[9] Not available on 12″ wide.

IH/RH availability charts starting on page G•40.
IW/RW availability charts starting on page G•46.

NEW UTILITY, 66″, 84″, 87″, 90″, 93″, 96″, 102″, or 108″ HIGH, 24″ DEEP (cont'd)

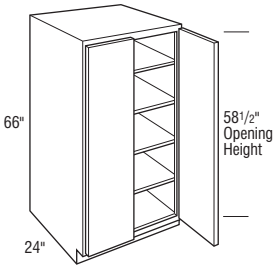

	Cubic Feet	1		2		3		4		5		6		7	
U246624	26.2	3137		3289		3383		3569		3806		4160		4514	
U276624	29.2	3498		3667		3792		3999		4242		4638		5034	
U306624	32.2	3864		4052		4194		4433		4678		5113		5548	
U336624	35.3	3988		4182		4332		4572		4826		5275		5724	
U366624	38.3	4112		4310		4464		4712		4973		5438		5903	

- Includes four adjustable shelves.
- Doors will include two center panels divided by a horizontal rail.
- Increased Depths available in 1/4″ increments from 24 1/4″ to 30″.
- Reduced Depths available in 1/4″ increments from 6″ to 23 3/4″.

Door & Drawer Options

AF	CC	CG	GAMD	IFHG	MD	MFO	PRMD	SGLPN	SHMD	SPLITDR
		✓		✓		✓		✓		✓

End Panel Options

AUTH	CSFPE	EXBK	FFD	FL/FR	FPE	INTGE	IPE
✓	✓	✓	✓	✓	✓	✓	✓

Custom Modification Options

ATTTK	CBO	CCO	CFNTO	CFRMO	CLIP	CND	CSDGBK	DRT	DRWTK	EX	EX_OL	FLUT[1]	FTK	ID	IH	IW	LIGHT	MIP	OBRB
	✓	✓	✓	✓	✓	✓	✓		✓	✓	✓	✓	✓	✓				✓	✓

RD	RECTK	RH	ROSFLUT[1]	RT	SRT	TD	TKP	TVR	VTK	WS	WTR
✓	✓		✓	✓			✓	✓	✓	✓	✓

[1] Not available with 6″ fluting.

Utility Cabinets

UTILITY, 66″, 84″, 87″, 90″, 93″, 96″, 102″, or 108″ HIGH, 24″ DEEP (cont'd)

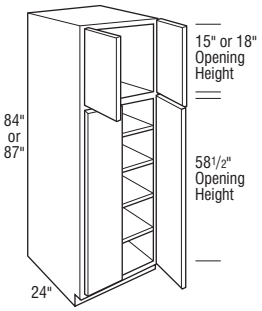

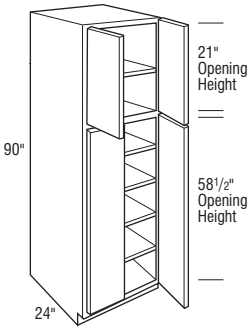

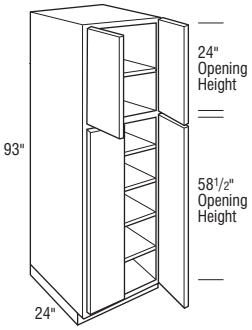

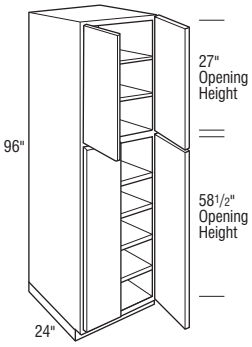

	Cubic Feet	1	2	3	4	5	6	7
U248424	33.4	3657	3837	4084	4296	4447	4863	5279
U278424	37.4	4025	4223	4429	4669	4884	5335	5786
U308424	41.3	4390	4606	4769	5035	5311	5809	6307
U338424	45.2	4533	4750	4924	5196	5490	6003	6516
U368424	49.2	4673	4897	5074	5360	5664	6194	6724
U248724	34.6	3789	3975	4159	4381	4605	5031	5457
U278724	38.7	4201	4404	4582	4832	5094	5565	6036
U308724	42.8	4609	4833	5007	5286	5579	6099	6619
U338724	46.8	4758	4991	5167	5455	5760	6300	6840
U368724	50.9	4906	5142	5330	5624	5941	6495	7049

- Includes four adjustable shelves.

U249024AH	35.8	3921	4111	4229	4461	4758	5200	5642
U279024AH	40.0	4373	4584	4740	4999	5303	5797	6291
U309024AH	44.2	4830	5065	5243	5541	5847	6391	6935
U339024AH	48.4	4985	5227	5415	5715	6033	6594	7155
U369024AH	52.6	5140	5387	5580	5890	6216	6798	7380

- AH represents upper section alignment with doors on 24″ or 27″ high cabinets.
- Includes five adjustable shelves.
- Toekick shipped attached unless otherwise specified.

U249324AH	37.0	4087	4290	4416	4654	4970	5430	5890
U279324AH	41.3	4592	4817	4977	5248	5569	6086	6603
U309324AH	45.7	5098	5344	5537	5845	6169	6740	7311
U339324AH	50.0	5259	5515	5714	6032	6360	6953	7546
U369324AH	54.3	5420	5685	5888	6215	6556	7165	7774

- AH represents upper section alignment with doors on 24″ or 27″ high cabinets.
- Includes five adjustable shelves.
- Shipped with loose toe space unless Attach Toekick or Flush Toekick is specified.

U249624	38.1	4254	4464	4601	4848	5177	5661	6145
U279624	42.6	4809	5045	5213	5499	5835	6378	6921
U309624	47.1	5367	5624	5822	6146	6488	7085	7682
U339624	51.6	5535	5804	6008	6342	6687	7311	7935
U369624	56.1	5702	5982	6194	6537	6893	7534	8175

- Includes six adjustable shelves.
- Shipped with loose toe space unless Attach Toekick or Flush Toekick is specified.
- Flush Toekick option not available in conjunction with Wide Top Rail unless loose Flush Toekick is specified.

Notes below apply to all products in section above:

- Large opening on tall doors will include two center panels divided by a horizontal rail.
- Increased Depths available in 1/4″ increments from 24 1/4″ to 30″.
- Reduced Depths available in 1/4″ increments from 6″ to 23 3/4″.

Door & Drawer Options

AF	CC	CG	GAMD[1]	IFHG	MD[1]	MFO	PRMD[1]	SGLPN	SHMD[1]	SPLITDR
✓	✓	✓	✓	✓	✓	✓	✓	✓	✓	✓

End Panel Options

AUTH	CSFPE	EXBK	FFD	FL/FR	FPE	INTGE	IPE
✓	✓	✓	✓	✓	✓	✓	✓

Custom Modification Options

ATTTK[2]	CBO[3]	CCO	CFNTO	CFRMO[4]	CLIP[5]	CND	CSDGBK	DRT	DRWTK	EX	EX_OL	FLUT[6]	FTK	ID	IH[7]	IW[8]	LIGHT	MIP	OBRB
✓	✓	✓	✓	✓	✓	✓	✓			✓	✓	✓	✓	✓	✓	✓	✓	✓	✓

RD	RECTK[9]	RH	ROSFLUT	RT	SRT	TD[1]	TKP[10]	TVR	VTK	WS	WTR
✓	✓		✓	✓		✓	✓	✓		✓	✓

[1] Only available on top section.
[2] Only available on 93″-96″ high.
[3] Only available on 24″ wide.
[4] Not available on 2496 version.
[5] Not available on 24″ wide.
[6] Not available with 6″ fluting.
[7] Not available on 96″ high.
[8] Not available on 36″ wide.
[9] Only available on RECTKL.R.BK.
[10] Not available on 93″-96″ high.

IH/RH availability charts starting on page G•40.
IW/RW availability charts starting on page G•46.

UTILITY, 66″, 84″, 87″, 90″, 93″, 96″, 102″, or 108″ HIGH, 24″ DEEP (cont'd)

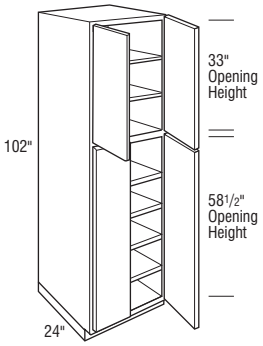

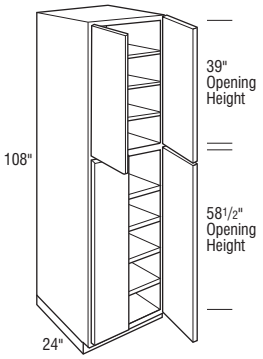

	Cubic Feet	1	2	3	4	5	6	7
U2410224	56.3	7277	7569	7759	8102	8558	9230	9902
U2710224	61.9	8047	8375	8608	9005	9471	10224	10977
U3010224	67.5	8822	9178	9453	9903	10377	11205	12033
U3310224	73.1	9055	9428	9711	10175	10653	11519	12385
U3610224	78.8	9287	9675	9969	10445	10939	11828	12717

- Includes six adjustable shelves.

U2410824	59.4	8078	8401	8612	8993	9499	10245	10991
U2710824	65.3	8933	9296	9555	9995	10513	11349	12185
U3010824	71.3	9792	10188	10493	10992	11519	12438	13357
U3310824	77.2	10051	10465	10779	11294	11825	12786	13747
U3610824	83.1	10308	10739	11066	11594	12142	13130	14118

- Includes seven adjustable shelves.

Notes below apply to all products in section above:

- Shipped with loose toe space unless Attach Toekick or Flush Toekick is specified.
- Large opening on tall doors will include two center panels divided by a horizontal rail.
- Increased Depths available in 1/4″ increments from 24 1/4″ to 26″.
- Reduced Depths available in 1/4″ increments from 6″ to 23 3/4″.
- Finish Flushed Ends standard.

Door & Drawer Options

AF	CC	CG	GAMD[1]	IFHG	MD[1]	MFO	PRMD[1]	SGLPN	SHMD[1]	SPLITDR
✓	✓	✓	✓	✓	✓	✓	✓	✓	✓	✓

End Panel Options

AUTH	CSFPE	EXBK[2]	FFD	FL/FR	FPE	INTGE	IPE
✓		✓		✓			✓

Custom Modification Options

ATTTK	CBO	CCO	CFNTO	CFRMO	CLIP	CND	CSDGBK	DRT	DRWTK[3]	EX	EX_OL	FLUT[4]	FTK	ID	IH[5]	IW[6]	LIGHT	MIP	OBRB
✓	✓	✓	✓	✓		✓			✓	✓	✓	✓	✓	✓	✓	✓	✓		✓

RD	RECTK	RH[5]	ROSFLUT[4]	RT	SRT	TD[1]	TKP	TVR	VTK	WS	WTR
✓	✓	✓	✓	✓		✓		✓	✓	✓	✓

[1] Only available on top section.
[2] This modification will allow the end to extend back to a maximum of 30″ deep.
[3] Only available when used in conjunction with attach toekick modification.
[4] Not available with 6″ fluting.
[5] Not available on 108″ high.
[6] Not available on 36″ wide.

Utility Drawer Cabinets

UTILITY with THREE DRAWERS, 84″, 87″, 90″, 93″, or 96″ HIGH, 24″ DEEP

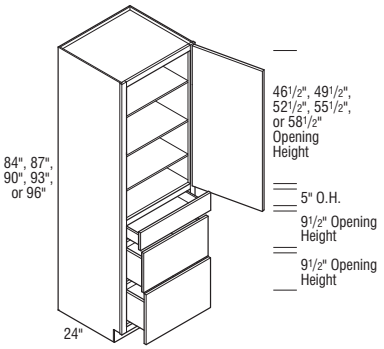

	Cubic Feet	1	2	3	4	5	6	7
U3D128424 L or R	17.7	3308	3473	3596	3795	4007	4388	4769
U3D158424 L or R	21.6	3485	3652	3791	3994	4221	4616	5011
U3D188424 L or R	25.6	3709	3885	4034	4256	4485	4908	5331
U3D218424 L or R	29.5	3940	4132	4275	4512	4764	5207	5650
U3D248424 L or R	33.4	4159	4363	4527	4773	5054	5516	5978
U3D128724 L or R	18.3	3453	3625	3754	3962	4185	4576	4967
U3D158724 L or R	22.4	3661	3841	3985	4200	4440	4852	5264
U3D188724 L or R	26.5	3896	4080	4226	4466	4713	5157	5601
U3D218724 L or R	30.5	4111	4307	4466	4704	4970	5436	5902
U3D248724 L or R	34.6	4323	4533	4696	4953	5244	5730	6216
U3D129024 L or R	18.9	3596	3779	3913	4128	4355	4771	5187
U3D159024 L or R	23.2	3839	4026	4178	4403	4655	5088	5521
U3D189024 L or R	27.4	4074	4274	4425	4676	4938	5400	5862
U3D219024 L or R	31.6	4275	4485	4648	4903	5178	5659	6140
U3D249024 L or R	35.8	4482	4696	4868	5129	5428	5936	6444

- Includes three adjustable shelves in upper section.

U3D129324 L or R	19.6	3799	3989	4133	4356	4606	5030	5454
U3D159324 L or R	23.9	4055	4254	4409	4649	4907	5370	5833
U3D189324 L or R	28.3	4302	4515	4676	4929	5205	5696	6187
U3D219324 L or R	32.6	4485	4702	4873	5143	5432	5936	6440
U3D249324 L or R	37.0	4676	4900	5072	5351	5662	6193	6724

- Includes four adjustable shelves in upper section.
- Shipped with loose toe space unless Attach Toekick or Flush Toekick is specified.

U3D129624 L or R	20.2	4004	4205	4350	4598	4843	5293	5743
U3D159624 L or R	24.7	4274	4482	4644	4900	5161	5648	6135
U3D189624 L or R	29.2	4526	4750	4919	5193	5474	5988	6502
U3D219624 L or R	33.6	4692	4919	5095	5377	5685	6215	6745
U3D249624 L or R	38.1	4863	5098	5277	5565	5900	6447	6994

- Includes four adjustable shelves in upper section.
- Shipped with loose toe space unless Attach Toekick or Flush Toekick is specified.
- Flush Toekick option not available in conjunction with Wide Top Rail unless loose Flush Toekick is specified.

Notes below apply to all products in section above:

- Large opening on tall doors will include two center panels divided by a horizontal rail.
- Drawers are the same size as on a standard 34 1/2″ high three drawer base.
- Reduced Depths available in 1/4″ increments from 12″ to 23 3/4″.

Door & Drawer Options

AF	CC	CG	GAMD	IFHG	MD	MFO	PRMD	SGLPN[1]	SHMD	SPLITDR
✓		✓		✓		✓		✓		

End Panel Options

AUTH	CSFPE	EXBK	FFD	FL/FR	FPE	INTGE	IPE
✓	✓	✓	✓	✓	✓	✓	✓

Custom Modification Options

ATTTK[2]	CBO	CCO	CFNTO	CFRMO	CLIP[3]	CND	CSDGBK	DRT	DRWTK	EX	EX_OL	FLUT	FTK[4]	ID	IH[5]	IW[6]	LIGHT	MIP	OBRB
✓	✓	✓	✓	✓	✓	✓	✓			✓	✓	✓	✓		✓	✓		✓	✓

RD	RECTK	RH	ROSFLUT	RT	SRT	TD	TKP[7]	TVR[8]	VTK	WS	WTR
✓	✓		✓	✓			✓	✓	✓	✓	✓

[1] Only available on 96″ high.
[2] Only available on 93″ or 96″ high.
[3] Not available on 12″ wide.
[4] FTKAV and style B-L not available on 12″ wide.
[5] Not available on 96″ high.
[6] Not available on 24″ wide.
[7] Not available on 93″ or 96″ high.
[8] TVRAV and style B-L not available on 12″ wide.

IH/RH availability charts starting on page G•40.
IW/RW availability charts starting on page G•46.

UTILITY with THREE DRAWERS, 84″, 87″, 90″, 93″, or 96″ HIGH, 24″ DEEP

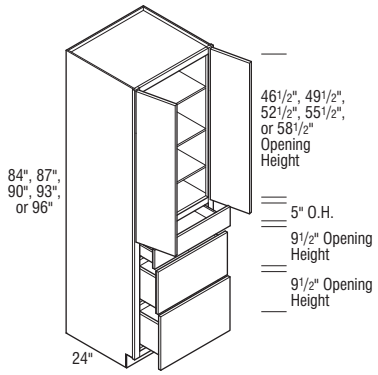

	Cubic Feet	1	2	3	4	5	6	7
U3D248424	33.4	5302	5563	5922	6230	6449	7053	7657
U3D278424	37.4	5836	6123	6420	6768	7081	7735	8389
U3D308424	41.3	6366	6679	6915	7301	7701	8423	9145
U3D338424	45.2	6573	6888	7140	7534	7960	8705	9450
U3D368424	49.2	6776	7102	7358	7772	8213	8980	9747
U3D248724	34.6	5494	5762	6033	6351	6676	7296	7916
U3D278724	38.7	6092	6387	6644	7006	7386	8070	8754
U3D308724	42.8	6685	7008	7260	7664	8088	8844	9600
U3D338724	46.8	6900	7236	7493	7910	8353	9134	9915
U3D368724	50.9	7114	7456	7728	8155	8614	9418	10222
U3D249024	35.8	5685	5960	6132	6468	6900	7541	8182
U3D279024	40.0	6342	6647	6873	7249	7690	8406	9122
U3D309024	44.2	7003	7345	7602	8033	8478	9267	10056
U3D339024	48.4	7227	7578	7853	8288	8747	9561	10375
U3D369024	42.6	7452	7810	8090	8540	9015	9856	10697

- Includes three adjustable shelves in upper section.

U3D249324	37.0	5925	6220	6403	6749	7205	7873	8541
U3D279324	41.3	6659	6984	7216	7610	8076	8824	9572
U3D309324	45.7	7392	7749	8028	8475	8946	9773	10600
U3D339324	50.0	7626	7997	8285	8744	9223	10081	10939
U3D369324	54.3	7861	8242	8536	9012	9506	10389	11272

- Includes four adjustable shelves in upper section.
- Shipped with loose toe space unless Attach Toekick or Flush Toekick is specified.

U3D249624	38.1	6168	6472	6671	7029	7505	8210	8915
U3D279624	42.6	6973	7315	7561	7973	8460	9250	10040
U3D309624	47.1	7783	8155	8443	8911	9407	10274	11141
U3D339624	51.6	8024	8416	8712	9194	9695	10600	11505
U3D369624	56.1	8268	8674	8980	9479	9994	10925	11856

- Includes four adjustable shelves in upper section.
- Shipped with loose toe space unless Attach Toekick or Flush Toekick is specified.
- Flush Toekick option not available in conjunction with Wide Top Rail unless loose Flush Toekick is specified.

Notes below apply to all products in section above:

- Large opening on tall doors will include two center panels divided by a horizontal rail.
- Drawers are the same size as on a standard 34 1/2″ high three drawer base.
- Reduced Depths available in 1/4″ increments from 12″ to 23 3/4″.

Door & Drawer Options

AF	CC	CG	GAMD	IFHG	MD	MFO	PRMD	SGLPN[1]	SHMD	SPLITDR
✓	✓		✓		✓			✓		✓

End Panel Options

AUTH	CSFPE	EXBK	FFD	FL/FR	FPE	INTGE	IPE
✓	✓	✓	✓	✓	✓	✓	✓

Custom Modification Options

ATTTK[2]	CBO	CCO	CFNTO	CFRMO	CLIP	CND	CSDGBK	DRT	DRWTK	EX	EX_OL	FLUT	FTK	ID	IH[3]	IW[4]	LIGHT	MIP	OBRB
✓	✓	✓	✓	✓	✓	✓	✓			✓	✓	✓	✓		✓	✓		✓	✓

RD	RECTK	RH	ROSFLUT	RT	SRT	TD	TKP[5]	TVR	VTK	WS[6]	WTR
✓	✓		✓	✓			✓	✓	✓	✓	✓

[1] Only available on 96″ high.
[2] Only available on 93″ or 96″ high.
[3] Not available on 96″ high.
[4] Not available on 36″ wide.
[5] Not available on 93″-96″ high.
[6] Not available on 24″ wide.

Utility Drawer Cabinets

UTILITY with FOUR DRAWERS, 84″, 87″, 90″, 93″, or 96″ HIGH, 24″ DEEP

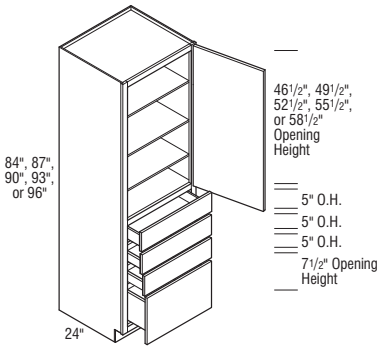

	Cubic Feet	1	2	3	4	5	6	7
U4D128424 L or R	17.7	3536	3711	3844	4057	4285	4691	5097
U4D158424 L or R	21.6	3725	3905	4053	4271	4510	4933	5356
U4D188424 L or R	25.6	3964	4153	4311	4549	4794	5248	5702
U4D218424 L or R	29.5	4212	4418	4570	4824	5093	5565	6037
U4D248424 L or R	33.4	4446	4662	4840	5102	5402	5896	6390
U4D128724 L or R	18.3	3692	3876	4015	4235	4474	4892	5310
U4D158724 L or R	22.4	3913	4106	4258	4489	4745	5188	5631
U4D188724 L or R	26.5	4165	4363	4517	4773	5039	5514	5989
U4D218724 L or R	30.5	4393	4605	4773	5029	5312	5810	6308
U4D248724 L or R	34.6	4621	4844	5019	5295	5605	6125	6645
U4D129024 L or R	18.9	3844	4040	4183	4414	4655	5099	5543
U4D159024 L or R	23.2	4104	4303	4467	4705	4976	5440	5904
U4D189024 L or R	27.4	4354	4568	4730	4997	5280	5773	6266
U4D219024 L or R	31.6	4570	4794	4969	5242	5536	6049	6562
U4D249024 L or R	35.8	4790	5019	5202	5483	5800	6344	6888

- Includes three adjustable shelves in upper section.

U4D129324 L or R	19.6	4062	4265	4420	4657	4923	5377	5831
U4D159324 L or R	23.9	4335	4548	4714	4971	5245	5740	6235
U4D189324 L or R	28.3	4598	4826	4997	5269	5564	6088	6612
U4D219324 L or R	32.6	4794	5028	5209	5498	5806	6344	6882
U4D249324 L or R	37.0	4997	5238	5423	5720	6052	6620	7188

- Includes four adjustable shelves in upper section.
- Shipped with loose toe space unless Attach Toekick or Flush Toekick is specified.

U4D129624 L or R	20.2	4281	4495	4649	4915	5178	5658	6138
U4D159624 L or R	24.7	4568	4790	4964	5238	5517	6038	6559
U4D189624 L or R	29.2	4837	5078	5258	5551	5852	6401	6950
U4D219624 L or R	33.6	5014	5258	5447	5749	6076	6643	7210
U4D249624 L or R	38.1	5199	5448	5640	5949	6307	6891	7475

- Includes four adjustable shelves in upper section.
- Shipped with loose toe space unless Attach Toekick or Flush Toekick is specified.
- Flush Toekick option not available in conjunction with Wide Top Rail unless loose Flush Toekick is specified.

Notes below apply to all products in section above:

- Large opening on tall doors will include two center panels divided by a horizontal rail.
- Drawers are the same size as on a standard 34 1/2″ high four drawer base.
- Reduced Depths available in 1/4″ increments from 12″ to 23 3/4″.

Door & Drawer Options

AF	CC	CG	GAMD	IFHG	MD	MFO	PRMD	SGLPN[1]	SHMD	SPLITDR
✓		✓		✓		✓		✓		

End Panel Options

AUTH	CSFPE	EXBK	FFD	FL/FR	FPE	INTGE	IPE
✓	✓	✓	✓	✓	✓	✓	✓

Custom Modification Options

ATTTK[2]	CBO	CCO	CFNTO	CFRMO	CLIP[3]	CND	CSDGBK	DRT	DRWTK	EX	EX_OL	FLUT	FTK[4]	ID	IH[5]	IW[6]	LIGHT	MIP	OBRB
✓	✓	✓	✓	✓	✓	✓	✓			✓	✓	✓	✓		✓	✓		✓	✓

RD	RECTK	RH	ROSFLUT	RT	SRT	TD	TKP[7]	TVR[8]	VTK	WS[9]	WTR
✓	✓		✓	✓			✓	✓	✓	✓	✓

[1] Only available on 96″ high.
[2] Only available on 93″ or 96″ high.
[3] Not available on 12″ wide.
[4] FTKAV and style B-L not available on 12″ wide.
[5] Not available on 96″ high.
[6] Not available on 24″ wide.
[7] Not available on 93″-96″ high.
[8] TVRAV and style B-L not available on 12″ wide.
[9] Wide stile both 3″ not available on 12″ wide.

IH/RH availability charts starting on page G•40.
IW/RW availability charts starting on page G•46.

UTILITY with FOUR DRAWERS, 84″, 87″, 90″, 93″, or 96″ HIGH, 24″ DEEP

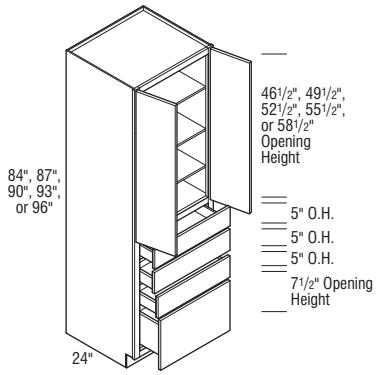

	Cubic Feet	1	2	3	4	5	6	7
U4D248424	33.4	5667	5948	6330	6659	6894	7537	8180
U4D278424	37.4	6239	6546	6864	7235	7569	8269	8969
U4D308424	41.3	6805	7140	7392	7804	8232	9005	9778
U4D338424	45.2	7026	7363	7632	8055	8510	9306	10102
U4D368424	49.2	7243	7591	7865	8309	8780	9600	10420
U4D248724	34.6	5873	6161	6447	6791	7139	7799	8459
U4D278724	38.7	6513	6826	7103	7491	7896	8627	9358
U4D308724	42.8	7146	7492	7761	8193	8646	9453	10260
U4D338724	46.8	7376	7735	8010	8455	8927	9765	10603
U4D368724	50.9	7605	7970	8262	8717	9208	10068	10928
U4D249024	35.8	6076	6371	6556	6915	7376	8060	8744
U4D279024	40.0	6777	7104	7347	7750	8220	8984	9748
U4D309024	44.2	7486	7851	8127	8588	9063	9904	10745
U4D339024	48.4	7726	8102	8393	8860	9349	10220	11091
U4D369024	42.6	7967	8350	8648	9129	9636	10536	11436

- Includes three adjustable shelves in upper section.

U4D249324	37.0	6335	6649	6845	7214	7703	8416	9129
U4D279324	41.3	7118	7466	7714	8134	8632	9432	10232
U4D309324	45.7	7903	8283	8582	9059	9563	10447	11331
U4D339324	50.0	8152	8550	8858	9348	9857	10778	11699
U4D369324	54.3	8402	8811	9125	9634	10160	11105	12050

- Includes four adjustable shelves in upper section.
- Shipped with loose toe space unless Attach Toekick or Flush Toekick is specified.

U4D249624	38.1	6595	6919	7131	7515	8023	8776	9529
U4D279624	42.6	7455	7820	8081	8524	9043	9887	10731
U4D309624	47.1	8320	8717	9026	9526	10055	10982	11909
U4D339624	51.6	8578	8996	9314	9829	10365	11332	12299
U4D369624	56.1	8838	9272	9600	10132	10683	11678	12673

- Includes four adjustable shelves in upper section.
- Shipped with loose toe space unless Attach Toekick or Flush Toekick is specified.
- Flush Toekick option not available in conjunction with Wide Top Rail unless loose Flush Toekick is specified.

Notes below apply to all products in section above:

- Large opening on tall doors will include two center panels divided by a horizontal rail.
- Drawers are the same size as on a standard 34 1/2″ high four drawer base.
- Reduced Depths available in 1/4″ increments from 12″ to 23 3/4″.

Door & Drawer Options

AF	CC	CG	GAMD	IFHG	MD	MFO	PRMD	SGLPN[1]	SHMD	SPLITDR
✓	✓		✓		✓			✓		✓

End Panel Options

AUTH	CSFPE	EXBK	FFD	FL/FR	FPE	INTGE	IPE
✓	✓	✓	✓	✓	✓	✓	✓

Custom Modification Options

ATTTK[2]	CBO	CCO	CFNTO	CFRMO	CLIP	CND	CSDGBK	DRT	DRWTK	EX	EX_OL	FLUT	FTK	ID	IH	IW[3]	LIGHT	MIP	OBRB
✓	✓	✓	✓	✓	✓	✓	✓			✓	✓	✓	✓			✓		✓	✓

RD	RECTK	RH	ROSFLUT	RT	SRT	TD	TKP[4]	TVR	VTK	WS[5]	WTR
✓	✓		✓	✓			✓	✓	✓	✓	✓

[1] Only available on 96″ high.
[2] Only available on 93″ or 96″ high.
[3] Not available on 36″ wide.
[4] Not available on 93″-96″ high.
[5] Not available on 24″ wide.

Utility Inverted Cabinets

UTILITY INVERTED, 84″, 87″, 90″, 93″, or 96″ HIGH, 24″ DEEP

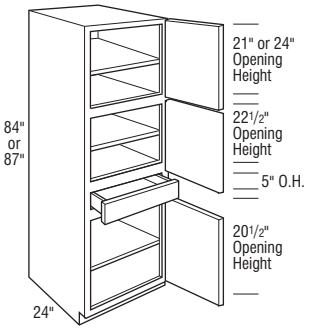

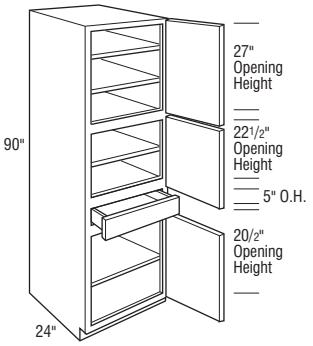

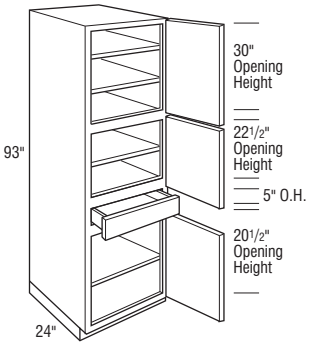

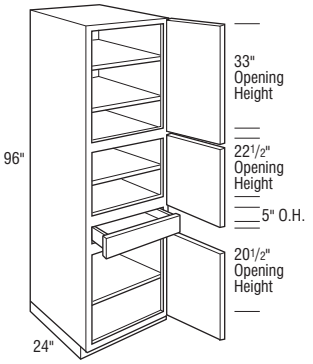

	Cubic Feet	1		2		3		4		5		6		7	
UI128424 L or R	17.7	2785		2893		2979		3116		3261		3520		3779	
UI158424 L or R	21.6	2902		3018		3112		3248		3409		3677		3945	
UI188424 L or R	25.6	3053		3179		3277		3430		3588		3885		4182	
UI218424 L or R	29.5	3213		3340		3448		3608		3780		4089		4398	
UI248424 L or R	33.4	3372		3512		3622		3785		3980		4304		4628	
UI128724 L or R	18.3	2882		2997		3087		3230		3384		3652		3920	
UI158724 L or R	22.4	3026		3144		3243		3392		3560		3841		4122	
UI188724 L or R	26.5	3182		3315		3416		3574		3746		4055		4364	
UI218724 L or R	30.5	3329		3467		3574		3742		3925		4247		4569	
UI248724 L or R	34.6	3478		3627		3736		3911		4111		4447		4783	
• Includes three adjustable shelves.															
UI129024 L or R	18.9	2979		3105		3191		3339		3506		3784		4062	
UI159024 L or R	23.2	3143		3273		3378		3534		3705		4008		4311	
UI189024 L or R	27.4	3312		3447		3550		3719		3902		4224		4546	
UI219024 L or R	31.6	3448		3588		3703		3878		4073		4402		4731	
UI249024 L or R	35.8	3586		3737		3853		4035		4242		4592		4942	
• Includes four adjustable shelves. • Toekick shipped attached unless otherwise specified.															
UI129324 L or R	19.6	3128		3248		3347		3501		3673		3967		4261	
UI159324 L or R	23.9	3296		3428		3537		3705		3881		4199		4517	
UI189324 L or R	28.3	3465		3608		3723		3900		4088		4429		4770	
UI219324 L or R	32.6	3591		3739		3855		4042		4247		4589		4931	
UI249324 L or R	37.0	3719		3876		3993		4188		4403		4771		5139	
• Includes four adjustable shelves. • Shipped with loose toe space unless Attach Toekick or Flush Toekick is specified.															
UI129624 L or R	20.2	3277		3393		3501		3663		3839		4147		4455	
UI159624 L or R	24.7	3447		3586		3700		3876		4055		4390		4725	
UI189624 L or R	29.2	3620		3772		3892		4079		4274		4629		4984	
UI219624 L or R	33.6	3734		3892		4012		4206		4420		4778		5136	
UI249624 L or R	38.1	3848		4014		4137		4338		4563		4947		5331	
• Includes four adjustable shelves. • Shipped with loose toe space unless Attach Toekick or Flush Toekick is specified. • Flush Toekick option not available in conjunction with Wide Top Rail unless loose Flush Toekick is specified.															

Notes below apply to all products in section above:

- Reduced Depths available in 1/4″ increments from 12″ to 23 3/4″.

Door & Drawer Options

AF	CC	CG	GAMD	IFHG	MD	MFO	PRMD[1]	SGLPN	SHMD[2]	SPLITDR
		✓	✓	✓	✓	✓	✓		✓	

End Panel Options

AUTH	CSFPE	EXBK	FFD	FL/FR	FPE	INTGE	IPE
✓	✓	✓	✓	✓	✓	✓	✓

Custom Modification Options

ATTTK[3]	CBO	CCO	CFNTO	CFRMO	CLIP[4]	CND	CSDGBK	DRT	DRWTK	EX	EX_OL	FLUT[5]	FTK[6]	ID	IH	IW	LIGHT	MIP	OBRB
✓	✓	✓	✓	✓	✓	✓	✓			✓	✓	✓	✓				✓	✓	✓

RD	RECTK[7]	RH	ROSFLUT	RT	SRT	TD	TKP[8]	TVR[1]	VTK	WS	WTR
✓	✓		✓	✓		✓	✓	✓		✓	✓

[1] Not available on 12″ wide.
[2] Only available on top section.
[3] Only available on 93″-96″ high.
[4] Not available on 12″ wide.
[5] Not available with 6″ fluting.
[6] FTKAV and style B-L not available on 12″ wide.
[7] Only available on RECTKL.R.BK.
[8] Not available on 93″-96″ high.

IH/RH availability charts starting on page G•40.
IW/RW availability charts starting on page G•46.

UTILITY INVERTED, 102″ or 108″ HIGH, 24″ DEEP

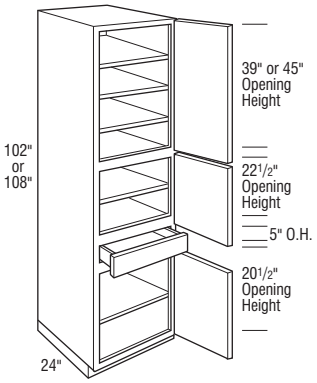

	Cubic Feet	1	2	3	4	5	6	7
UI1210224 L or R	33.8	5922	6083	6233	6457	6702	7129	7556
UI1510224 L or R	39.4	6158	6351	6509	6753	7001	7466	7931
UI1810224 L or R	45.0	6398	6609	6775	7035	7305	7798	8291
UI2110224 L or R	50.6	6556	6775	6942	7211	7508	8004	8500
UI2410224 L or R	56.3	6714	6944	7115	7394	7706	8239	8772
UI1210824 L or R	35.6	6573	6752	6918	7168	7439	7913	8387
UI1510824 L or R	41.6	6835	7049	7225	7496	7771	8287	8803
UI1810824 L or R	47.5	7102	7336	7520	7808	8109	8655	9201
UI2110824 L or R	53.4	7277	7520	7705	8004	8334	8885	9436
UI2410824 L or R	59.4	7453	7708	7898	8207	8554	9145	9736

- Includes five adjustable shelves.
- Shipped with loose toe space unless Attach Toekick or Flush Toekick is specified.
- Reduced Depths available in 1/4″ increments from 12″ to 23 3/4″.
- Finish Flushed Ends standard.

Door & Drawer Options

AF	CC	CG	GAMD	IFHG	MD	MFO	PRMD[1]	SGLPN	SHMD[2]	SPLITDR
		✓	✓	✓	✓	✓	✓		✓	

End Panel Options

AUTH	CSFPE	EXBK[3]	FFD	FL/FR	FPE	INTGE	IPE
✓		✓		✓			✓

Custom Modification Options

ATTTK	CBO	CCO	CFNTO	CFRMO	CLIP	CND	CSDGBK	DRT	DRWTK[4]	EX	EX_OL	FLUT[5]	FTK[6]	ID	IH[7]	IW	LIGHT	MIP	OBRB
✓	✓	✓	✓	✓		✓			✓	✓	✓	✓	✓		✓		✓		✓

RD	RECTK	RH[7]	ROSFLUT[5]	RT	SRT	TD	TKP	TVR[1]	VTK	WS	WTR
✓	✓	✓	✓	✓		✓		✓	✓	✓	✓

[1] Not available on 12″ wide.
[2] Only available on top section.
[3] This modification will allow the end to extend back to a maximum of 30″ deep.
[4] Only available when used in conjunction with attach toekick modification.
[5] Not available with 6″ fluting.
[6] FTKAV and style B-L not available on 12″ wide.
[7] Not available on 108″ high.

NEW UTILITY with ROLL TRAYS, 66″, 84″, 87″, 90″, 93″, 96″, 102″, or 108″ HIGH, 24″ DEEP

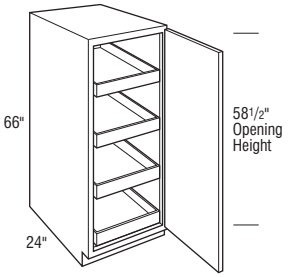

U156624RT L or R	17.0	3674	3775	3861	3986	4123	4362	4601
U186624RT L or R	20.1	3804	3914	3997	4134	4279	4535	4791
U216624RT L or R	23.1	3915	4030	4121	4262	4412	4678	4944
U246624RT L or R	26.2	4028	4147	4242	4386	4550	4830	5110

- Doors will include two center panels divided by a horizontal rail.
- Contains four easily adjustable roll trays.
- Reduced Depths available in 1/4″ increments from 12″ to 23 3/4″.

Door & Drawer Options

AF	CC	CG	GAMD	IFHG	MD	MFO	PRMD	SGLPN	SHMD	SPLITDR
		✓		✓		✓		✓		

End Panel Options

AUTH	CSFPE	EXBK	FFD	FL/FR	FPE	INTGE	IPE
✓	✓	✓	✓	✓	✓	✓	✓

Custom Modification Options

ATTTK	CBO	CCO	CFNTO	CFRMO	CLIP	CND	CSDGBK	DRT	DRWTK	EX	EX_OL	FLUT[1]	FTK	ID	IH	IW	LIGHT	MIP	OBRB
	✓	✓	✓	✓	✓	✓	✓	✓	✓	✓	✓	✓	✓					✓	✓

RD	RECTK	RH	ROSFLUT[1]	RT	SRT	TD	TKP	TVR	VTK	WS	WTR
✓	✓		✓				✓		✓	✓	✓

[1] Not available with 6″ fluting.

Utility with Roll Trays Cabinets

UTILITY with ROLL TRAYS, 66″, 84″, 87″, 90″, 93″, 96″, 102″, or 108″ HIGH, 24″ DEEP (cont'd)

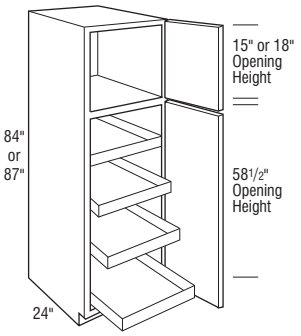

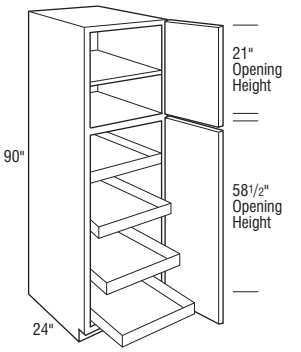

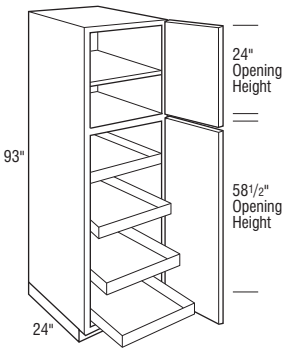

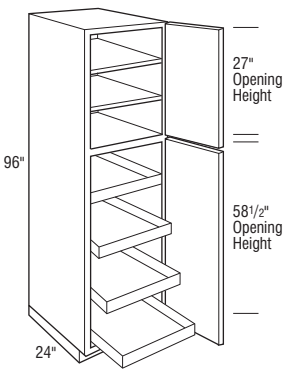

	Cubic Feet	1	2	3	4	5	6	7
U158424RT L or R	21.6	4347	4466	4559	4699	4856	5129	5402
U188424RT L or R	25.6	4501	4624	4726	4880	5038	5332	5626
U218424RT L or R	29.5	4661	4793	4894	5057	5229	5537	5845
U248424RT L or R	33.4	4814	4953	5067	5237	5430	5749	6068
U158724RT L or R	22.4	4469	4595	4691	4841	5006	5289	5572
U188724RT L or R	26.5	4632	4757	4859	5024	5195	5501	5807
U218724RT L or R	30.5	4779	4916	5024	5189	5372	5692	6012
U248724RT L or R	34.6	4927	5071	5184	5361	5558	5896	6234
U159024RTAH L or R	23.2	4593	4719	4826	4982	5154	5453	5752
U189024RTAH L or R	27.4	4755	4892	4996	5167	5349	5669	5989
U219024RTAH L or R	31.6	4894	5038	5151	5328	5515	5848	6181
U249024RTAH L or R	35.8	5035	5184	5302	5483	5688	6038	6388

- AH represents upper section alignment with doors on 24″ or 27″ high cabinets.
- Includes one adjustable shelf in upper section.
- Toekick shipped attached unless otherwise specified.

U159324RTAH L or R	23.9	4742	4879	4986	5152	5330	5648	5966
U189324RTAH L or R	28.3	4912	5058	5167	5344	5536	5870	6204
U219324RTAH L or R	32.6	5038	5188	5306	5489	5690	6038	6386
U249324RTAH L or R	37.0	5167	5324	5444	5634	5851	6215	6579

- AH represents upper section alignment with doors on 24″ or 27″ high cabinets.
- Includes one adjustable shelf in upper section.
- Shipped with loose toe space unless Attach Toekick or Flush Toekick is specified.

U159624RT L or R	24.7	4892	5035	5147	5324	5505	5838	6171
U189624RT L or R	29.2	5066	5221	5338	5525	5719	6073	6427
U219624RT L or R	33.6	5180	5338	5456	5654	5864	6231	6598
U249624RT L or R	38.1	5300	5457	5585	5783	6012	6391	6770

- Includes two adjustable shelves in upper section.
- Shipped with loose toe space unless Attach Toekick or Flush Toekick is specified.
- Flush Toekick option not available in conjunction with Wide Top Rail unless loose Flush Toekick is specified.

Notes below apply to all products in section above:

- Large opening on tall doors will include two center panels divided by a horizontal rail.
- Contains four easily adjustable roll trays.
- Reduced Depths available in 1/4″ increments from 12″ to 23 3/4″.

Door & Drawer Options

AF	CC	CG	GAMD[1]	IFHG	MD[1]	MFO	PRMD[1]	SGLPN	SHMD[1]	SPLITDR
✓		✓	✓	✓	✓	✓	✓	✓	✓	

End Panel Options

AUTH	CSFPE	EXBK	FFD	FL/FR	FPE	INTGE	IPE
✓	✓	✓		✓	✓	✓	✓

Custom Modification Options

ATTTK[2]	CBO	CCO	CFNTO	CFRMO	CLIP	CND	CSDGBK	DRT	DRWTK	EX	EX_OL	FLUT[3]	FTK	ID	IH[4]	IW[5]	LIGHT	MIP	OBRB
✓		✓	✓	✓	✓	✓	✓	✓		✓	✓	✓	✓		✓	✓		✓	✓

RD	RECTK	RH	ROSFLUT	RT[1]	SRT	TD[1]	TKP[6]	TVR	VTK	WS	WTR
✓			✓	✓	✓	✓	✓	✓		✓	✓

[1] Only available on top section.
[2] Only available 93″-96″ high.
[3] Not available with 6″ fluting.
[4] Not available on 96″ high.
[5] Not available on 24″ wide.
[6] Not available on 93″-96″ high.

IH/RH availability charts starting on page G•40.
IW/RW availability charts starting on page G•46.

UTILITY with ROLL TRAYS, 66″, 84″, 87″, 90″, 93″, 96″, 102″, or 108″ HIGH, 24″ DEEP (cont'd)

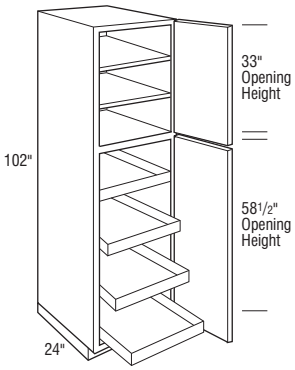

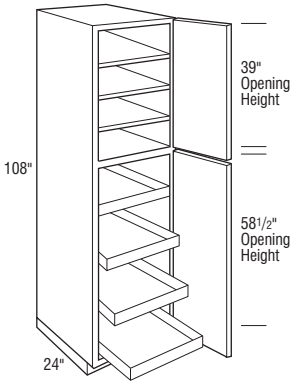

	Cubic Feet	1	2	3	4	5	6	7
U1510224RT L or R	39.4	8163	8361	8516	8762	9013	9475	9937
U1810224RT L or R	45.0	8404	8619	8781	9041	9310	9801	10292
U2110224RT L or R	50.6	8562	8781	8945	9220	9511	10021	10531
U2410224RT L or R	56.3	8729	8947	9124	9399	9717	10243	10769

- Includes two adjustable shelves in upper section.

U1510824RT L or R	41.6	9061	9281	9453	9726	10005	10517	11029
U1810824RT L or R	47.5	9329	9567	9747	10035	10334	10879	11424
U2110824RT L or R	53.4	9504	9747	9929	10234	10558	11123	11688
U2410824RT L or R	59.4	9689	9931	10128	10433	10785	11369	11953

- Includes three adjustable shelves in upper section.

Notes below apply to all products in section above:

- Shipped with loose toe space unless Attach Toekick or Flush Toekick is specified.
- Large opening on tall doors will include two center panels divided by a horizontal rail.
- Contains four easily adjustable roll trays.
- Reduced Depths available in 1/4″ increments from 12″ to 23 3/4″.
- Finish Flushed Ends standard.

Door & Drawer Options

AF	CC	CG	GAMD[1]	IFHG	MD[1]	MFO	PRMD[1]	SGLPN	SHMD[1]	SPLITDR
✓		✓	✓	✓	✓	✓	✓	✓	✓	

End Panel Options

AUTH	CSFPE	EXBK[2]	FFD	FL/FR	FPE	INTGE	IPE
✓		✓		✓			✓

Custom Modification Options

ATTTK	CBO	CCO	CFNTO	CFRMO	CLIP	CND	CSDGBK	DRT	DRWTK[3]	EX	EX_OL	FLUT[4]	FTK	ID	IH[5]	IW[6]	LIGHT	MIP	OBRB
✓	✓	✓	✓	✓		✓		✓	✓	✓	✓	✓	✓		✓	✓			✓

RD	RECTK	RH[5]	ROSFLUT[4]	RT[1]	SRT	TD[1]	TKP	TVR	VTK	WS	WTR
✓	✓	✓	✓	✓	✓	✓		✓	✓	✓	✓

[1] Only available on top section.
[2] This modification will allow the end to extend back to a maximum of 30″ deep.
[3] Only available when used in conjunction with attach toekick modification.
[4] Not available with 6″ fluting.
[5] Not available on 108″ high.
[6] Not available on 24″ wide.

NEW UTILITY with ROLL TRAYS, 66″, 84″, 87″, 90″, 93″, 96″, 102″, or 108″ HIGH, 24″ DEEP (cont'd)

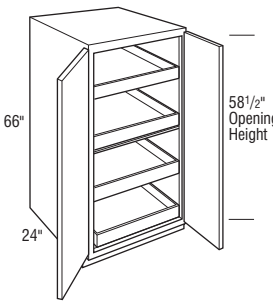

U246624RT	26.2	4691	4845	4939	5126	5363	5717	6071
U276624RT	29.3	5054	5223	5347	5555	5799	6192	6585
U306624RT	32.2	5418	5609	5751	5987	6231	6669	7107
U336624RT	35.3	5544	5735	5888	6127	6381	6831	7281
U366624RT	38.3	5668	5866	6020	6267	6530	6994	7458

- Doors will include two center panels divided by a horizontal rail.
- Contains four easily adjustable roll trays.
- Reduced Depths available in 1/4″ increments from 12″ to 23 3/4″.

Door & Drawer Options

AF	CC	CG	GAMD	IFHG	MD	MFO	PRMD	SGLPN	SHMD	SPLITDR
	✓		✓		✓		✓		✓	

End Panel Options

AUTH	CSFPE	EXBK	FFD	FL/FR	FPE	INTGE	IPE
✓	✓	✓	✓	✓	✓	✓	✓

Custom Modification Options

ATTTK	CBO	CCO	CFNTO	CFRMO	CLIP	CND	CSDGBK	DRT	DRWTK	EX	EX_OL	FLUT[1]	FTK	ID	IH	IW	LIGHT	MIP	OBRB
	✓	✓	✓	✓	✓	✓	✓	✓	✓	✓	✓	✓	✓					✓	✓

RD	RECTK	RH	ROSFLUT[1]	RT	SRT	TD	TKP	TVR	VTK	WS	WTR
✓	✓		✓				✓		✓	✓	✓

[1] Not available with 6″ fluting.

Utility with Roll Trays Cabinets

UTILITY with ROLL TRAYS, 66″, 84″, 87″, 90″, 93″, 96″, 102″, or 108″ HIGH, 24″ DEEP (cont'd)

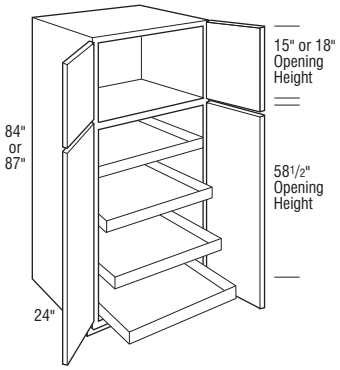

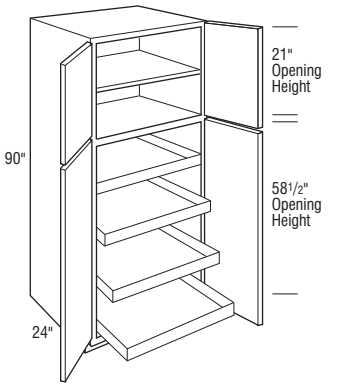

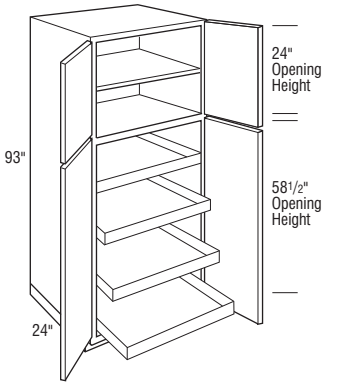

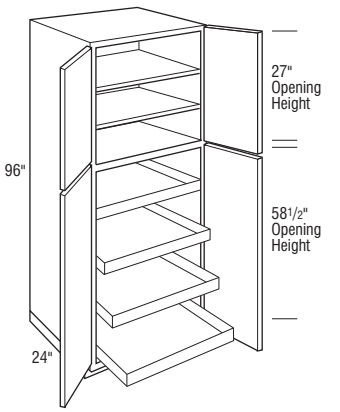

IH/RH availability charts starting on page G•40.
IW/RW availability charts starting on page G•46.

	Cubic Feet	1	2	3	4	5	6	7
U248424RT	33.4	5601	5782	6029	6242	6392	6809	7226
U278424RT	37.4	5970	6168	6374	6612	6827	7280	7733
U308424RT	41.3	6334	6551	6712	6980	7257	7755	8253
U338424RT	45.2	6477	6696	6868	7142	7435	7949	8463
U368424RT	49.2	6618	6843	7019	7304	7610	8136	8662
U248724RT	34.6	5734	5918	6104	6324	6549	6975	7401
U278724RT	38.7	6147	6350	6527	6777	7040	7510	7980
U308724RT	42.8	6556	6778	6953	7231	7524	8042	8560
U338724RT	46.8	6704	6936	7113	7401	7705	8243	8781
U368724RT	50.9	6850	7087	7274	7568	7885	8439	8993
U249024RTAH	35.8	5864	6056	6174	6407	6704	7146	7588
U279024RTAH	40.0	6318	6529	6684	6944	7249	7740	8231
U309024RTAH	44.2	6773	7011	7189	7484	7789	8336	8883
U339024RTAH	48.4	6930	7169	7360	7659	7976	8539	9102
U369024RTAH	52.6	7085	7332	7525	7834	8162	8742	9322
U249324RTAH	37.0	6033	6236	6359	6597	6914	7372	7830
U279324RTAH	41.3	6536	6762	6921	7194	7514	8031	8548
U309324RTAH	45.7	7044	7290	7479	7788	8112	8685	9258
U339324RTAH	50.0	7203	7461	7658	7975	8306	8897	9488
U369324RTAH	54.3	7366	7628	7831	8161	8501	9111	9721
U249624RT	38.1	6200	6409	6547	6794	7119	7606	8093
U279624RT	42.6	6755	6990	7160	7443	7778	8323	8868
U309624RT	47.1	7313	7568	7769	8091	8432	9031	9630
U339624RT	51.6	7477	7749	7954	8284	8631	9257	9883
U369624RT	56.1	7647	7926	8136	8481	8836	9479	10122

- AH represents upper section alignment with doors on 24″ or 27″ high cabinets.
- Includes one adjustable shelf in upper section.
- Toekick shipped attached unless otherwise specified.

- AH represents upper section alignment with doors on 24″ or 27″ high cabinets.
- Includes one adjustable shelf in upper section.
- Shipped with loose toe space unless Attach Toekick or Flush Toekick is specified.

- Includes two adjustable shelves in upper section.
- Shipped with loose toe space unless Attach Toekick or Flush Toekick is specified.
- Flush Toekick option not available in conjunction with Wide Top Rail unless loose Flush Toekick is specified.

Notes below apply to all products in section above:

- Large opening on tall doors will include two center panels divided by a horizontal rail.
- Contains four easily adjustable roll trays.
- Reduced Depths available in 1/4″ increments from 12″ to 23 3/4″.

Door & Drawer Options

AF	CC	CG	GAMD[1]	IFHG	MD[1]	MFO	PRMD[1]	SGLPN	SHMD[1]	SPLITDR
✓		✓	✓	✓	✓	✓	✓	✓	✓	

End Panel Options

AUTH	CSFPE	EXBK	FFD	FL/FR	FPE	INTGE	IPE
✓	✓	✓		✓	✓	✓	✓

Custom Modification Options

ATTTK[2]	CBO[3]	CCO	CFNTO[4]	CFRMO[4]	CLIP[5]	CND	CSDGBK	DRT	DRWTK	EX	EX_OL	FLUT[6]	FTK	ID	IH[7]	IW[8]	LIGHT	MIP	OBRB
✓	✓	✓	✓	✓	✓	✓	✓	✓		✓	✓	✓	✓		✓	✓		✓	✓

RD	RECTK[9]	RH	ROSFLUT	RT[1]	SRT	TD[1]	TKP[10]	TVR	VTK	WS	WTR
✓	✓		✓	✓	✓	✓	✓	✓		✓	✓

[1] Only available on top section.
[2] Only available on 93″-96″ high.
[3] Only available on 24″ wide.
[4] Not available on 24″ wide.
[5] Not available on 24″ wide. Not available with 6″ clipped corners.
[6] Not available with 6″ fluting.
[7] Not available on 96″ high.
[8] Not available on 36″ wide.
[9] Only available on RECTKL.R.BK.
[10] Not available on 93″-96″ high.

UTILITY with ROLL TRAYS, 66″, 84″, 87″, 90″, 93″, 96″, 102″, or 108″ HIGH, 24″ DEEP (cont'd)

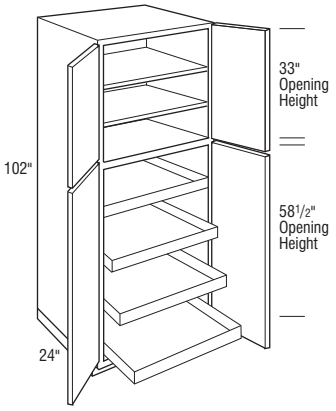

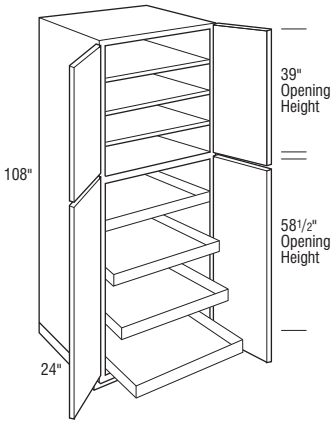

	Cubic Feet	1	2	3	4	5	6	7
U2410224RT	56.3	9978	10267	10459	10802	11253	11928	12603
U2710224RT	61.9	10748	11074	11310	11702	12167	12923	13679
U3010224RT	67.5	11522	11876	12154	12601	13074	13906	14738
U3310224RT	73.1	11749	12127	12411	12869	13351	14219	15087
U3610224RT	78.8	11985	12372	12664	13142	13635	14527	15419

- Includes two adjustable shelves in upper section.

U2410824RT	59.4	11075	11397	11609	11990	12490	13240	13990
U2710824RT	65.3	11930	12292	12554	12989	13505	14345	15185
U3010824RT	71.3	12789	13182	13491	13987	14513	15435	16357
U3310824RT	77.2	13042	13461	13776	14285	14819	15783	16747
U3610824RT	83.1	13304	13733	14057	14588	15135	16125	17115

- Includes three adjustable shelves in upper section.

Notes below apply to all products in section above:

- Shipped with loose toe space unless Attach Toekick or Flush Toekick is specified.
- Large opening on tall doors will include two center panels divided by a horizontal rail.
- Contains four easily adjustable roll trays.
- Reduced Depths available in 1/4″ increments from 12″ to 23 3/4″.
- Finish Flushed Ends standard.

Door & Drawer Options

AF	CC	CG	GAMD[1]	IFHG	MD[1]	MFO	PRMD[1]	SGLPN	SHMD[1]	SPLITDR
✓	✓	✓	✓	✓	✓	✓	✓	✓	✓	

End Panel Options

AUTH	CSFPE	EXBK[2]	FFD	FL/FR	FPE	INTGE	IPE
✓		✓		✓			✓

Custom Modification Options

ATTTK	CBO	CCO	CFNTO	CFRMO	CLIP	CND	CSDGBK	DRT	DRWTK[3]	EX	EX_OL	FLUT[4]	FTK	ID	IH[5]	IW[6]	LIGHT	MIP	OBRB
✓	✓	✓	✓	✓		✓		✓	✓	✓	✓	✓	✓		✓	✓			✓

RD	RECTK	RH[5]	ROSFLUT[4]	RT[1]	SRT	TD[1]	TKP	TVR	VTK	WS	WTR
✓	✓	✓	✓	✓	✓	✓		✓	✓	✓	✓

[1] Only available on top section.
[2] This modification will allow the end to extend back to a maximum of 30″ deep.
[3] Only available when used in conjunction with attach toekick modification.
[4] Not available with 6″ fluting.
[5] Not available on 108″ high.
[6] Not available on 36″ wide.

Tall Pantry Pull-outs

TALL PANTRY PULL-OUT, 66″, 84″, 87″, 90″, 93″, or 96″ HIGH, 24″ DEEP

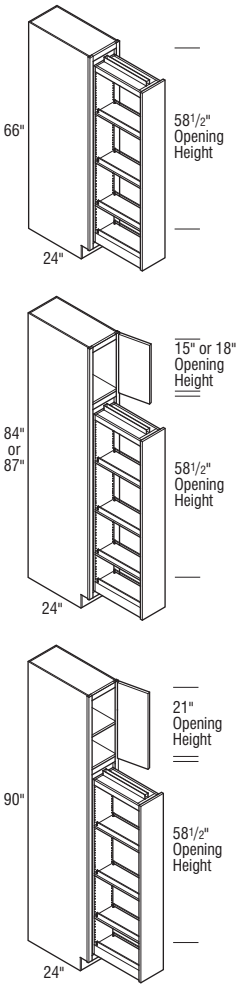

	Cubic Feet	1		2		3		4		5		6		7	
TPP96624	10.9	4528		4627		4703		4831		4971		5207		5443	
TPP126624	14.0	4669		4771		4849		4981		5125		5368		5611	
TPP156624	17.1	4960		5072		5161		5298		5444		5702		5960	
TPP186624	20.2	5301		5415		5510		5658		5808		6086		6364	
• This unit is not designed to be freestanding. It must be bolted or screwed to the wall. Failure to do so will result in the unit tipping forward and will invalidate the product warranty.															
TPP98424 L or R	13.8	4763		4878		4959		5099		5242		5503		5764	
TPP128424 L or R	17.7	4908		5019		5106		5243		5394		5653		5912	
TPP158424 L or R	21.6	5221		5338		5431		5574		5733		6002		6271	
TPP188424 L or R	25.6	5576		5701		5800		5955		6114		6409		6704	
TPP98724 L or R	14.3	4859		4975		5058		5200		5346		5612		5878	
TPP128724 L or R	18.3	5009		5129		5215		5361		5511		5787		6063	
TPP158724 L or R	22.4	5344		5468		5564		5717		5880		6168		6456	
TPP188724 L or R	26.5	5704		5833		5938		6098		6271		6577		6883	
TPP99024AH L or R	14.8	4954		5078		5168		5311		5462		5739		6016	
TPP129024AH L or R	18.9	5106		5234		5328		5476		5632		5915		6198	
TPP159024AH L or R	23.2	5468		5595		5698		5856		6029		6328		6627	
TPP189024AH L or R	27.4	5831		5966		6073		6243		6425		6748		7071	

- AH represents upper section alignment with doors on 24″ or 27″ high cabinets.
- Toekick shipped attached unless otherwise specified.

Notes below apply to all products in section above:

- Pull-outs include adjustable wood/chrome shelves.
- Large opening on tall doors will include two center panels divided by a horizontal rail.
- Not available on Inset and Beaded Inset styles.

Door & Drawer Options

AF	CC	CG[1]	GAMD[2]	IFHG	MD[2]	MFO	PRMD[3]	SGLPN	SHMD[2]	SPLITDR
		✓	✓		✓	✓	✓	✓	✓	

End Panel Options

AUTH	CSFPE	EXBK	FFD	FL/FR	FPE	INTGE	IPE
✓	✓	✓		✓	✓	✓	

Custom Modification Options

ATTTK	CBO	CCO	CFNTO	CFRMO	CLIP	CND[1]	CSDGBK	DRT	DRWTK	EX	EX_OL	FLUT[4]	FTK[5]	ID	IH[6]	IW	LIGHT	MIP	OBRB
						✓	✓			✓	✓	✓	✓	✓				✓	✓

RD	RECTK[7]	RH	ROSFLUT	RT[2]	SRT	TD[1]	TKP	TVR[3]	VTK	WS[8]	WTR
	✓		✓	✓		✓	✓	✓		✓	✓

[1] Not available on 66″ high and only available on top section.
[2] Not available on 66″ high and only available on top section and not available with 9″ wide.
[3] Only available on 15″-18″ wide. Not available on 66″ high. Only available on top section.
[4] Not available with 6″ fluting.
[5] FTKAV and style B-L not available on 12″ wide.
[6] Not available on 66″ high.
[7] Only available on RECTKL.R.BK.
[8] Not available on 9″ wide.

IH/RH availability charts starting on page G•40.
IW/RW availability charts starting on page G•46.

TALL PANTRY PULL-OUT, 66″, 84″, 87″, 90″, 93″, or 96″ HIGH, 24″ DEEP (cont'd)

S

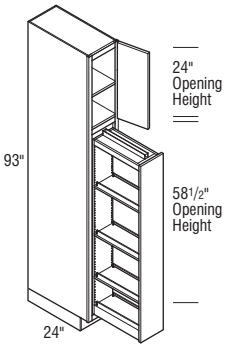

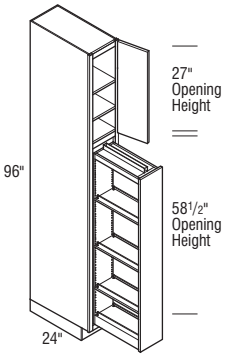

	Cubic Feet	1	2	3	4	5	6	7
TPP99324AH L or R	15.3	5090	5217	5312	5466	5629	5912	6195
TPP129324AH L or R	19.6	5248	5380	5478	5635	5803	6096	6389
TPP159324AH L or R	23.9	5616	5751	5858	6029	6204	6522	6840
TPP189324AH L or R	28.3	5990	6134	6243	6420	6612	6949	7286

- AH represents upper section alignment with doors on 24″ or 27″ high cabinets.
- Shipped with loose toe space unless Attach Toekick or Flush Toekick is specified.

TPP99624 L or R	15.7	5228	5362	5460	5626	5789	6091	6393
TPP129624 L or R	20.2	5389	5528	5629	5799	5968	6278	6588
TPP159624 L or R	24.7	5763	5909	6018	6199	6381	6713	7045
TPP189624 L or R	29.2	6142	6294	6414	6602	6797	7149	7501

- Shipped with loose toe space unless Attach Toekick or Flush Toekick is specified.
- Flush Toekick option not available in conjunction with Wide Top Rail unless loose Flush Toekick is specified.

Notes below apply to all products in section above:

- Pull-outs include adjustable wood/chrome shelves.
- Large opening on tall doors will include two center panels divided by a horizontal rail.
- Not available on Inset and Beaded Inset styles.

Door & Drawer Options

AF	CC	CG[1]	GAMD[2]	IFHG	MD[2]	MFO	PRMD[3]	SGLPN	SHMD[2]	SPLITDR
		✓	✓		✓	✓	✓	✓	✓	

End Panel Options

AUTH	CSFPE	EXBK	FFD	FL/FR	FPE	INTGE	IPE
✓	✓	✓		✓	✓	✓	

Custom Modification Options

ATTTK	CBO	CCO	CFNTO	CFRMO	CLIP	CND[1]	CSDGBK	DRT	DRWTK	EX	EX_OL	FLUT[4]	FTK[5]	ID	IH[6]	IW	LIGHT	MIP	OBRB
✓						✓	✓			✓	✓	✓	✓		✓			✓	✓

RD	RECTK[7]	RH	ROSFLUT	RT[2]	SRT	TD[1]	TKP	TVR[3]	VTK	WS[8]	WTR
	✓		✓	✓		✓		✓		✓	✓

[1] Only available on top section.
[2] Only available on top section and not available with 9″ wide.
[3] Only available on 15″-18″ wide. Only available on top section.
[4] Not available with 6″ fluting.
[5] FTKAV and style B-L not available on 12″ wide.
[6] Not available on 96″ high.
[7] Only available on RECTKL.R.BK.
[8] Not available on 9″ wide.

Tall Pantry Pull-outs

TALL PANTRY PULL-OUT, 102″ or 108″ HIGH, 24″ DEEP

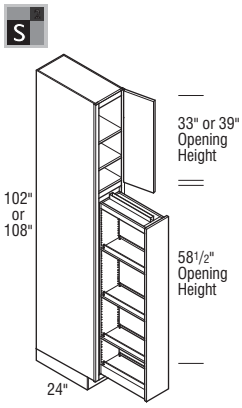

	Cubic Feet	1	2	3	4	5	6	7
TPP910224 L or R	28.1	8629	8815	8951	9181	9407	9826	10245
TPP1210224 L or R	33.8	8852	9045	9185	9421	9656	10086	10516
TPP1510224 L or R	39.4	9371	9574	9725	9976	10229	10689	11149
TPP1810224 L or R	45.0	9897	10108	10274	10535	10806	11294	11782
TPP910824 L or R	29.7	9578	9784	9935	10191	10442	10907	11372
TPP1210824 L or R	35.6	9826	10040	10196	10457	10718	11195	11672
TPP1510824 L or R	41.6	10402	10627	10795	11073	11354	11865	12376
TPP1810824 L or R	47.5	10986	11220	11405	11694	11994	12537	13080

- Shipped with loose toe space unless Attach Toekick or Flush Toekick is specified.
- Pull-outs include adjustable wood/chrome shelves.
- Large opening on tall doors will include two center panels divided by a horizontal rail.
- Not available on Inset and Beaded Inset styles.
- Finish Flushed Ends standard.

Door & Drawer Options

AF	CC	CG[1]	GAMD[2]	IFHG	MD[2]	MFO	PRMD[3]	SGLPN	SHMD[2]	SPLITDR
		✓	✓		✓	✓	✓	✓	✓	

End Panel Options

AUTH	CSFPE	EXBK[4]	FFD	FL/FR	FPE	INTGE	IPE
✓		✓		✓			

Custom Modification Options

ATTTK	CBO	CCO	CFNTO	CFRMO	CLIP	CND[1]	CSDGBK	DRT	DRWTK[5]	EX	EX_OL	FLUT[6]	FTK[7]	ID	IH[8]	IW	LIGHT	MIP	OBRB
✓						✓			✓	✓	✓	✓	✓		✓				✓

RD	RECTK	RH[8]	ROSFLUT[6]	RT[2]	SRT	TD[1]	TKP	TVR[9]	VTK	WS	WTR
	✓	✓	✓	✓		✓		✓	✓		✓

[1] Only available on top section.
[2] Only available on top section and not available on 9″ wide.
[3] Only available on top section and not available on 9″ or 12″ wide.
[4] This modification will allow the end to extend back to a maximum of 30″ deep.
[5] Only available when used in conjunction with attach toekick modification. Not available on 9″ wide.
[6] Not available with 6″ fluting.
[7] FTKAV and style B-L not available on 9″ or 12″ wide.
[8] Not available on 108″ high.
[9] Only available on top section. TVRAVTOP and style B-L not available on 9″ or 12″ wide.

IH/RH availability charts starting on page G•40.
IW/RW availability charts starting on page G•46.

PANTRY UNIT, 84″, 87″, 90″, 93″, or 96″ HIGH, 24″ DEEP

S

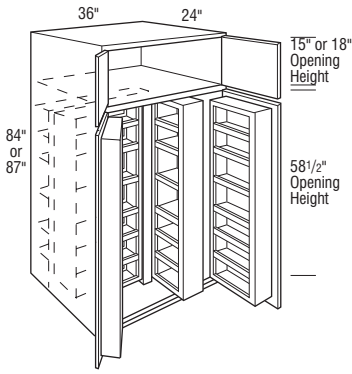

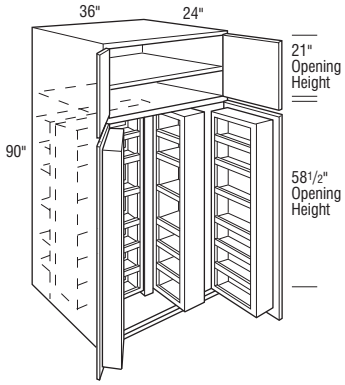

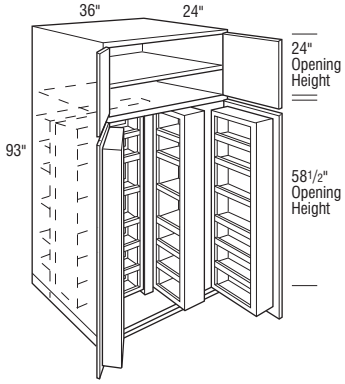

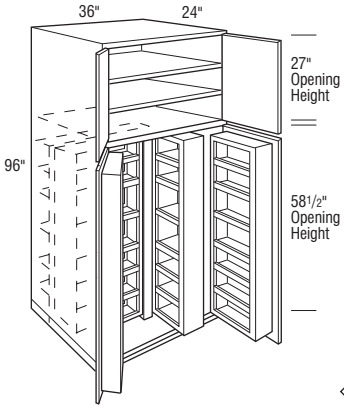

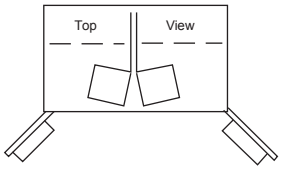

	Cubic Feet	1	2	3	4	5	6	7
PY368424	49.2	8263	8660	8966	9450	10014	10936	11858
PY368724	50.9	8520	8931	9244	9749	10326	11278	12230
PY369024AH	52.6	8776	9200	9526	10044	10640	11618	12596
PY369324AH	54.3	9033	9471	9803	10337	10949	11959	12969
PY369624	56.1	9292	9738	10083	10631	11261	12298	13335

- AH represents upper section alignment with doors on 24″ or 27″ high cabinets.
- Includes one adjustable shelf in upper section.
- Toekick shipped attached unless otherwise specified.

- Includes one adjustable shelf in upper section.
- Shipped with loose toe space unless Attach Toekick or Flush Toekick is specified.

- Includes two adjustable shelves in upper section.
- Shipped with loose toe space unless Attach Toekick or Flush Toekick is specified.
- Flush Toekick option not available in conjunction with Wide Top Rail unless loose Flush Toekick is specified.

Notes below apply to all products in section above:

- Large opening on tall doors will include two center panels divided by a horizontal rail.
- Door mounted racks include six adjustable shelves and one fixed shelf.
- Ten 6 1/4″ deep adjustable shelves located behind pull-out.
- Swing-outs include four adjustable shelves and three fixed shelves.
- Swing-outs and door mounted racks have 4 1/2″ deep adjustable shelves that are a natural finished wood with metallic finish wire rail fronts.
- Unit can be used next to wall without use of a filler.
- Not available on Inset and Beaded Inset styles.

Door & Drawer Options

AF	CC	CG[1]	GAMD[1]	IFHG	MD[1]	MFO	PRMD[1]	SGLPN	SHMD[1]	SPLITDR
		✓	✓		✓	✓	✓	✓	✓	

End Panel Options

AUTH	CSFPE	EXBK	FFD	FL/FR	FPE	INTGE	IPE
✓	✓	✓		✓	✓	✓	

Custom Modification Options

ATTTK[2]	CBO	CCO	CFNTO	CFRMO	CLIP	CND[1]	CSDGBK	DRT	DRWTK[3]	EX	EX_OL	FLUT[4]	FTK	ID	IH[5]	IW	LIGHT	MIP	OBRB
✓						✓	✓		✓	✓	✓	✓	✓		✓			✓	✓

RD	RECTK	RH	ROSFLUT	RT[1]	SRT	TD[1]	TKP[6]	TVR	VTK	WS	WTR
	✓		✓	✓		✓	✓		✓		✓

[1] Only available on top section.
[2] Only available on 93″ or 96″ high.
[3] 93″ and 96″ high are not available except when used in conjunction with attach toekick modification.
[4] Not available with 6″ fluting.
[5] Not available on 96″ high.
[6] Not available on 93″-96″ high.

PANTRY UNIT, 102″ or 108″ HIGH, 24″ DEEP

S

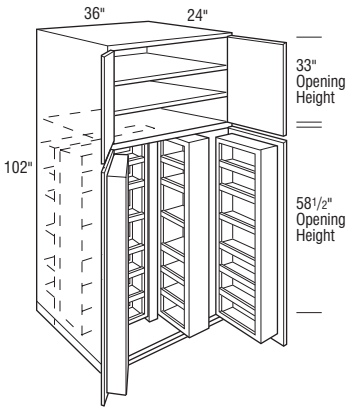

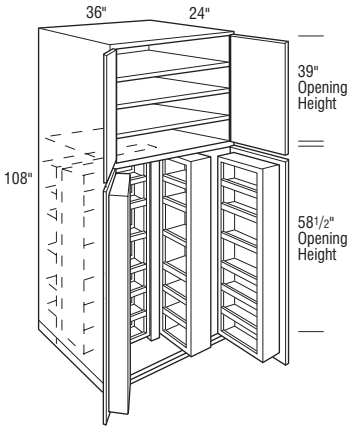

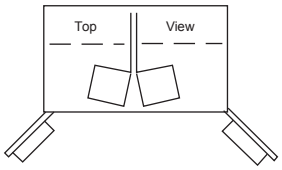

	Cubic Feet	1	2	3	4	5	6	7
PY3610224	78.8	14268	14886	15365	16126	17000	18438	19876

- Includes two adjustable shelves in upper section.

PY3610824	83.1	15837	16524	17055	17899	18870	20467	22064

- Includes three adjustable shelves in upper section.

Notes below apply to all products in section above:

- Shipped with loose toe space unless Attach Toekick or Flush Toekick is specified.
- Large opening on tall doors will include two center panels divided by a horizontal rail.
- Door mounted racks include six adjustable shelves and one fixed shelf.
- Ten 6 1/4″ deep adjustable shelves located behind pull-out.
- Swing-outs include four adjustable shelves and three fixed shelves.
- Swing-outs and door mounted racks have 4 1/2″ deep adjustable shelves that are a natural finished wood with metallic finish wire rail fronts.
- Unit can be used next to wall without use of a filler.
- Not available on Inset and Beaded Inset styles.
- Finish Flushed Ends standard.

Door & Drawer Options

AF	CC	CG	GAMD[1]	IFHG	MD[1]	MFO	PRMD[1]	SGLPN	SHMD[1]	SPLITDR
		✓	✓		✓	✓	✓	✓	✓	

End Panel Options

AUTH	CSFPE	EXBK[2]	FFD	FL/FR	FPE	INTGE	IPE
✓		✓		✓			

Custom Modification Options

ATTTK	CBO	CCO	CFNTO	CFRMO	CLIP	CND[1]	CSDGBK	DRT	DRWTK[3]	EX	EX_OL	FLUT[4]	FTK	ID	IH[5]	IW	LIGHT	MIP	OBRB
✓						✓			✓	✓	✓	✓	✓		✓				✓

RD	RECTK	RH[5]	ROSFLUT[4]	RT[1]	SRT	TD[1]	TKP	TVR	VTK	WS	WTR
	✓	✓	✓	✓		✓	✓		✓		✓

[1] Only available on top section.
[2] This modification will allow the end to extend back to a maximum of 30″ deep.
[3] Only available when used in conjunction with attach toekick modification.
[4] Not available with 6″ fluting.
[5] Not available on 108″ high.

IH/RH availability charts starting on page G•40.
IW/RW availability charts starting on page G•46.

UTILITY ORGANIZER CABINET, 84″, 87″, 90″, 93″, or 96″ HIGH, 6″ DEEP

S

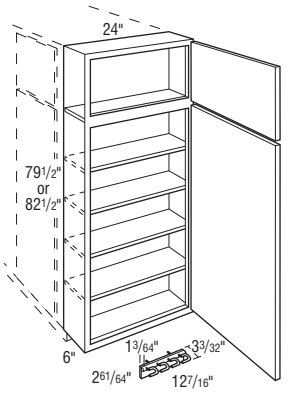

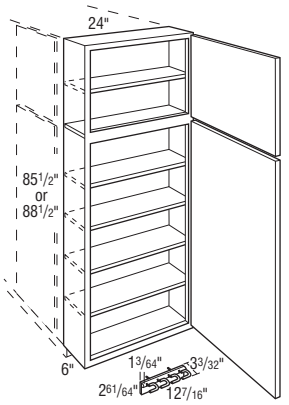

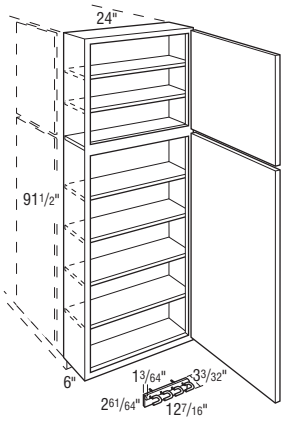

	Cubic Feet	1		2		3		4		5		6		7	
UOC24846 L or R	10.7	2532		2656		2749		2897		3068		3355		3642	
UOC24876 L or R	11.1	2661		2790		2887		3046		3227		3524		3821	
• Includes four adjustable shelves.															
UOC24906 L or R	11.5	2788		2920		3026		3186		3378		3689		4000	
UOC24936 L or R	11.9	2936		3080		3186		3361		3561		3887		4213	
• Includes five adjustable shelves.															
UOC24966 L or R	12.2	3091		3239		3356		3536		3748		4093		4438	
• Includes six adjustable shelves.															

Notes below apply to all products in section above:

- Finish Flushed Ends standard.
- Large opening on tall doors will include two center panels divided by a horizontal rail.
- Void toekick standard.
- Field installs on side of 24″ deep tall cabinet.
- Cabinet includes a broom clip (included in cabinet un-installed) that can be used instead of shelves in lower section.
- Broom clip installation instructions included.

Door & Drawer Options

AF	CC	CG	GAMD[1]	IFHG	MD[1]	MFO	PRMD[1]	SGLPN	SHMD[1]	SPLITDR
✓		✓	✓	✓	✓	✓	✓	✓	✓	

End Panel Options

AUTH	CSFPE	EXBK	FFD	FL/FR	FPE	INTGE	IPE
	✓						

Custom Modification Options

ATTTK	CBO	CCO	CFNTO	CFRMO	CLIP	CND	CSDGBK	DRT	DRWTK	EX	EX_OL	FLUT[2]	FTK	ID	IH[3]	IW	LIGHT	MIP	OBRB
	✓	✓	✓	✓		✓	✓			✓	✓	✓			✓			✓	

RD	RECTK	RH	ROSFLUT	RT	SRT	TD	TKP	TVR	VTK	WS	WTR
			✓					✓		✓	✓

[1] Only available on top section.
[2] Not available with 6″ fluting.
[3] Not available on 96″ high.

Utility Organizer Cabinets

UTILITY ORGANIZER CABINET, 102″ or 108″ HIGH, 6″ DEEP

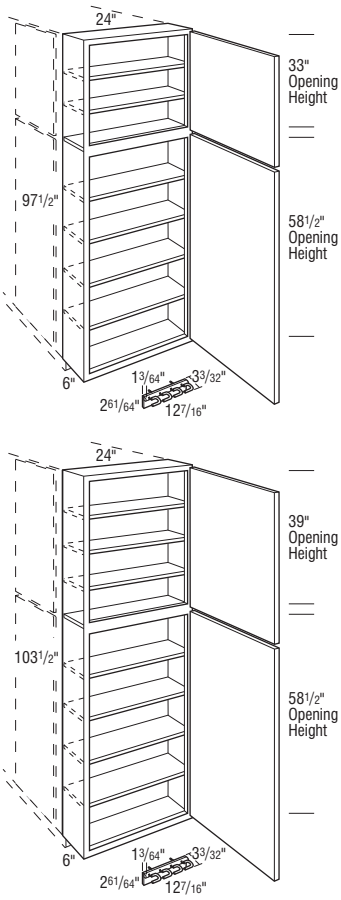

	Cubic Feet	1		2		3		4		5		6		7	
UOC241026 L or R	22.5	5664		5869		6031		6281		6575		7054		7533	

- Includes six adjustable shelves.

UOC241086 L or R	23.8	6287		6515		6695		6972		7299		7830		8361	

- Includes seven adjustable shelves.

Notes below apply to all products in section above:

- Finish Flushed Ends standard.
- Large opening on tall doors will include two center panels divided by a horizontal rail.
- Void toekick standard.
- Field installs on side of 24″ deep tall cabinet.
- Cabinet includes a broom clip (included in cabinet un-installed) that can be used instead of shelves in lower section.
- Broom clip installation instructions included.

Door & Drawer Options

AF	CC	CG	GAMD[1]	IFHG	MD[1]	MFO	PRMD[1]	SGLPN	SHMD[1]	SPLITDR
✓		✓	✓	✓	✓	✓	✓	✓	✓	

End Panel Options

AUTH	CSFPE	EXBK	FFD	FL/FR	FPE	INTGE	IPE

Custom Modification Options

ATTTK	CBO	CCO	CFNTO	CFRMO	CLIP	CND	CSDGBK	DRT	DRWTK[2]	EX	EX_OL	FLUT[3]	FTK	ID	IH[4]	IW	LIGHT	MIP	OBRB
✓	✓	✓	✓	✓		✓			✓	✓	✓	✓			✓				

RD	RECTK	RH[4]	ROSFLUT[3]	RT	SRT	TD	TKP	TVR	VTK	WS	WTR
		✓	✓					✓	✓	✓	✓

[1] Only available on top section.
[2] Only available when used in conjunction with attach toekick modification.
[3] Not available with 6″ fluting.
[4] Not available on 108″ high.

IH/RH availability charts starting on page G•40.
IW/RW availability charts starting on page G•46.

UTILITY ORGANIZER CABINET, 84″, 87″, 90″, 93″, or 96″ HIGH, 6″ DEEP

S

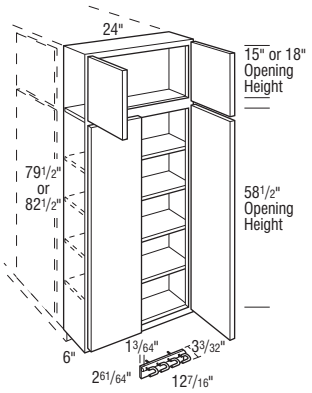

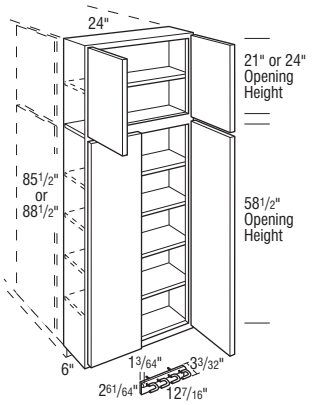

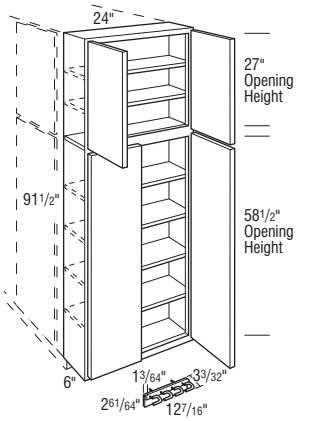

	Cubic Feet	1		2		3		4		5		6		7	
UOC24846	10.7	3296		3456		3575		3772		3993		4365		4737	
UOC24876	11.1	3446		3611		3737		3943		4174		4559		4944	
• Includes four adjustable shelves.															
UOC24906AH	11.5	3593		3769		3900		4112		4356		4758		5160	
UOC24936AH	11.9	3775		3957		4098		4318		4576		4998		5420	
• AH represents upper section alignment with doors on 24″ or 27″ high cabinets.															
• Includes five adjustable shelves.															
UOC24966	12.2	3955		4146		4292		4526		4793		5237		5681	
• Includes six adjustable shelves.															

Notes below apply to all products in section above:

- Finish Flushed Ends standard.
- Large opening on tall doors will include two center panels divided by a horizontal rail.
- Void toekick standard.
- Field installs on side of 24″ deep tall cabinet.
- Cabinet includes a broom clip (included in cabinet un-installed) that can be used instead of shelves in lower section.
- Broom clip installation instructions included.

Door & Drawer Options

AF	CC	CG	GAMD[1]	IFHG	MD[1]	MFO	PRMD[1]	SGLPN	SHMD[1]	SPLITDR
✓		✓	✓	✓	✓	✓	✓	✓	✓	

End Panel Options

AUTH	CSFPE	EXBK	FFD	FL/FR	FPE	INTGE	IPE
	✓						

Custom Modification Options

ATTTK	CBO	CCO	CFNTO	CFRMO	CLIP	CND	CSDGBK	DRT	DRWTK	EX	EX_OL	FLUT[2]	FTK	ID	IH[3]	IW	LIGHT	MIP	OBRB
	✓	✓	✓	✓		✓	✓			✓	✓	✓			✓			✓	

RD	RECTK	RH	ROSFLUT	RT	SRT	TD	TKP	TVR	VTK	WS	WTR
			✓					✓		✓	✓

[1] Only available on top section.
[2] Not available with 6″ fluting.
[3] Not available on 96″ high.

Utility Organizer Cabinets

UTILITY ORGANIZER CABINET, 102″ or 108″ HIGH, 6″ DEEP

S

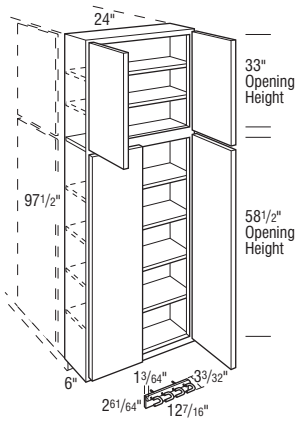

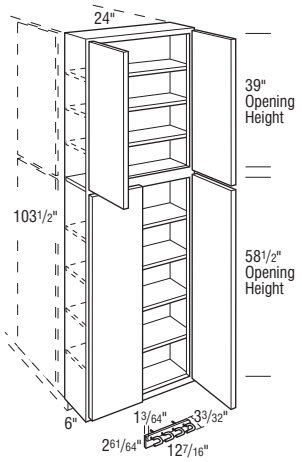

	Cubic Feet	1		2		3		4		5		6		7	
UOC241026	22.5	6863		7128		7330		7655		8025		8641		9257	
• Includes six adjustable shelves.															
UOC241086	23.8	7617		7912		8136		8497		8908		9592		10276	
• Includes seven adjustable shelves.															

Notes below apply to all products in section above:

- Finish Flushed Ends standard.
- Large opening on tall doors will include two center panels divided by a horizontal rail.
- Void toekick standard.
- Field installs on side of 24″ deep tall cabinet.
- Cabinet includes a broom clip (included in cabinet un-installed) that can be used instead of shelves in lower section.
- Broom clip installation instructions included.

Door & Drawer Options

AF	CC	CG	GAMD[1]	IFHG	MD[1]	MFO	PRMD[1]	SGLPN	SHMD[1]	SPLITDR
✓		✓	✓	✓	✓	✓	✓	✓	✓	

End Panel Options

AUTH	CSFPE	EXBK	FFD	FL/FR	FPE	INTGE	IPE

Custom Modification Options

ATTTK	CBO	CCO	CFNTO	CFRMO	CLIP	CND	CSDGBK	DRT	DRWTK[2]	EX	EX_OL	FLUT[3]	FTK	ID	IH[4]	IW	LIGHT	MIP	OBRB
✓	✓	✓	✓	✓		✓			✓	✓	✓	✓			✓				

RD	RECTK	RH[4]	ROSFLUT[3]	RT	SRT	TD	TKP	TVR	VTK	WS	WTR
		✓	✓					✓	✓	✓	✓

[1] Only available on top section.
[2] Only available when used in conjunction with attach toekick modification.
[3] Not available with 6″ fluting.
[4] Not available on 108″ high.

IH/RH availability charts starting on page G•40.
IW/RW availability charts starting on page G•46.

UTILITY ORGANIZER CABINET, 84″, 87″, 90″, 93″, or 96″ HIGH, 9″ DEEP

S

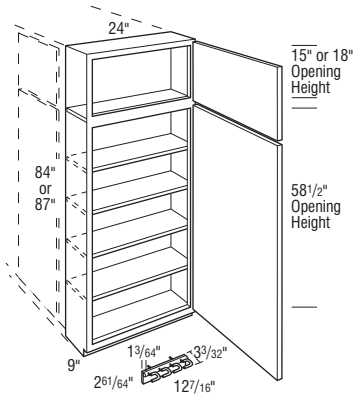

	Cubic Feet	1	2	3	4	5	6	7
UOC24849 L or R	14.5	2532	2656	2749	2897	3068	3355	3642
UOC24879 L or R	15.0	2661	2790	2887	3046	3227	3524	3821
• Includes four adjustable shelves.								
UOC24909 L or R	15.5	2788	2920	3026	3186	3378	3689	4000
• Includes five adjustable shelves.								
UOC24939 L or R	16.0	2936	3080	3186	3361	3561	3887	4213
• Includes five adjustable shelves. • Shipped with loose toe space unless Attach Toekick or Flush Toekick is specified.								
UOC24969 L or R	16.5	3091	3239	3356	3536	3748	4093	4438
• Includes six adjustable shelves. • Shipped with loose toe space unless Attach Toekick or Flush Toekick is specified. • Flush Toekick option not available in conjunction with Wide Top Rail unless a Flush Toekick Loose is specified.								

Notes below apply to all products in section above:

- Finish Flushed Ends standard.
- Large opening on tall doors will include two center panels divided by a horizontal rail.
- Field installs on side of 24″ deep tall cabinet.
- Cabinet includes a broom clip (included in cabinet un-installed) that can be used instead of shelves in lower section.
- Broom clip installation instructions included.
- Increased Depths available in 1/4″ increments from 9 1/4″ to 30″.

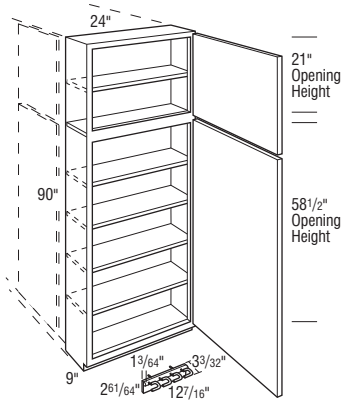

Door & Drawer Options

AF	CC	CG	GAMD[1]	IFHG	MD[1]	MFO	PRMD[1]	SGLPN	SHMD[1]	SPLITDR
✓		✓	✓	✓	✓	✓	✓	✓	✓	

End Panel Options

AUTH	CSFPE	EXBK	FFD	FL/FR	FPE	INTGE	IPE
✓	✓						

Custom Modification Options

ATTTK[2]	CBO	CCO	CFNTO	CFRMO	CLIP	CND	CSDGBK	DRT	DRWTK	EX	EX_OL	FLUT[3]	FTK	ID	IH[4]	IW	LIGHT	MIP	OBRB
✓	✓	✓	✓	✓		✓	✓			✓	✓	✓	✓	✓	✓			✓	✓

RD	RECTK	RH	ROSFLUT	RT	SRT	TD	TKP[5]	TVR	VTK	WS	WTR
	✓		✓			✓	✓	✓		✓	✓

[1] Only available on top section.
[2] Only available on 93″-96″ high.
[3] Not available with 6″ fluting.
[4] Not available on 96″ high.
[5] Not available on 93″-96″ high.

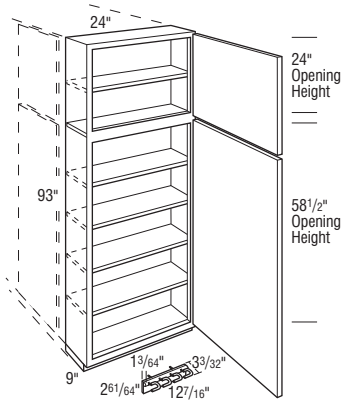

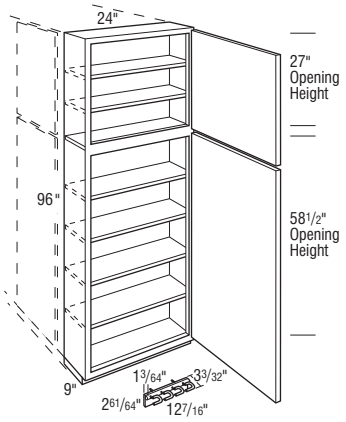

Utility Organizer Cabinets

UTILITY ORGANIZER CABINET, 102″ or 108″ HIGH, 9″ DEEP

S

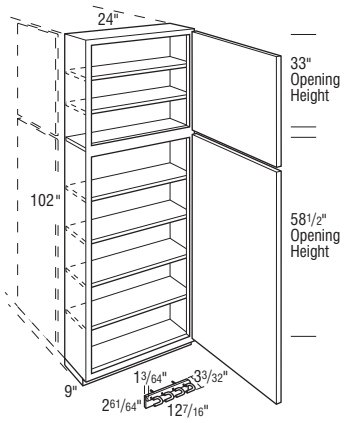

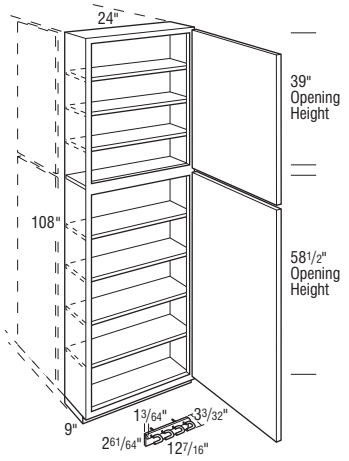

	Cubic Feet	1		2		3		4		5		6		7	
UOC241029 L or R	28.1	5664		5869		6031		6281		6575		7054		7533	

- Includes six adjustable shelves.

UOC241089 L or R	29.7	6287		6515		6695		6972		7299		7830		8361	

- Includes seven adjustable shelves.

Notes below apply to all products in section above:

- Finish Flushed Ends standard.
- Shipped with loose toe space unless Attach Toekick or Flush Toekick is specified.
- Large opening on tall doors will include two center panels divided by a horizontal rail.
- Field installs on side of 24″ deep tall cabinet.
- Cabinet includes a broom clip (included in cabinet un-installed) that can be used instead of shelves in lower section.
- Broom clip installation instructions included.
- Increased Depths available in 1/4″ increments from 9 1/4″ to 26″.

Door & Drawer Options

AF	CC	CG	GAMD[1]	IFHG	MD[1]	MFO	PRMD[1]	SGLPN	SHMD[1]	SPLITDR
✓		✓	✓	✓	✓	✓	✓	✓	✓	

End Panel Options

AUTH	CSFPE	EXBK	FFD	FL/FR	FPE	INTGE	IPE
✓							

Custom Modification Options

ATTTK	CBO	CCO	CFNTO	CFRMO	CLIP	CND	CSDGBK	DRT	DRWTK[2]	EX	EX_OL	FLUT[3]	FTK	ID	IH[4]	IW	LIGHT	MIP	OBRB
✓	✓	✓	✓	✓		✓			✓	✓	✓	✓	✓	✓	✓				✓

RD	RECTK	RH[4]	ROSFLUT[3]	RT	SRT	TD	TKP	TVR	VTK	WS	WTR
	✓	✓	✓			✓		✓	✓	✓	✓

[1] Only available on top section.
[2] Only available when used in conjunction with attach toekick modification.
[3] Not available with 6″ fluting.
[4] Not available on 108″ high.

IH/RH availability charts starting on page G•40.
IW/RW availability charts starting on page G•46.

UTILITY ORGANIZER CABINET, 84″, 87″, 90″, 93″, or 96″ HIGH, 9″ DEEP

S

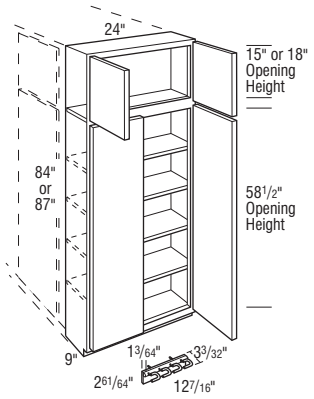

	Cubic Feet	1		2		3		4		5		6		7	
UOC24849	14.5	3296		3456		3575		3772		3993		4365		4737	
UOC24879	15.0	3446		3611		3737		3943		4174		4559		4944	
• Includes four adjustable shelves.															
UOC24909	15.5	3593		3769		3900		4112		4356		4758		5160	
• Includes five adjustable shelves.															
UOC24939	16.0	3775		3957		4098		4318		4576		4998		5420	
• Includes five adjustable shelves. • Shipped with loose toe space unless Attach Toekick or Flush Toekick is specified.															
UOC24969	16.5	3955		4146		4292		4526		4793		5237		5681	

- Includes six adjustable shelves.
- Shipped with loose toe space unless Attach Toekick or Flush Toekick is specified.
- Flush Toekick option not available in conjunction with Wide Top Rail unless a Flush Toekick Loose is specified.

Notes below apply to all products in section above:

- Finish Flushed Ends standard.
- Large opening on tall doors will include two center panels divided by a horizontal rail.
- Field installs on side of 24″ deep tall cabinet.
- Cabinet includes a broom clip (included in cabinet un-installed) that can be used instead of shelves in lower section.
- Broom clip installation instructions included.
- Increased Depths available in 1/4″ increments from 9 1/4″ to 30″.

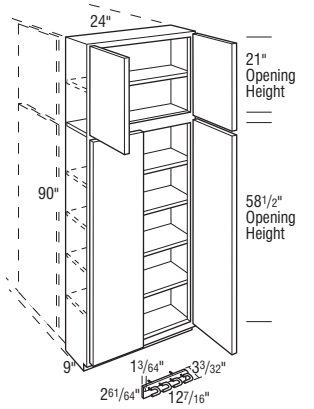

Door & Drawer Options

AF	CC	CG	GAMD[1]	IFHG	MD[1]	MFO	PRMD[1]	SGLPN	SHMD[1]	SPLITDR
✓		✓	✓	✓	✓	✓	✓	✓	✓	

End Panel Options

AUTH	CSFPE	EXBK	FFD	FL/FR	FPE	INTGE	IPE
✓	✓						

Custom Modification Options

ATTTK[2]	CBO	CCO	CFNTO	CFRMO	CLIP	CND	CSDGBK	DRT	DRWTK	EX	EX_OL	FLUT[3]	FTK	ID	IH[4]	IW	LIGHT	MIP	OBRB
✓	✓	✓	✓	✓		✓	✓			✓	✓	✓	✓	✓	✓			✓	✓

RD	RECTK	RH	ROSFLUT	RT	SRT	TD	TKP[5]	TVR	VTK	WS	WTR
	✓		✓			✓	✓	✓		✓	✓

[1] Only available on top section.
[2] Only available on 93″-96″ high.
[3] Not available with 6″ fluting.
[4] Not available on 96″ high.
[5] Not available on 93″-96″ high.

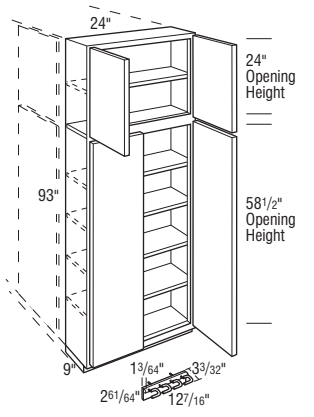

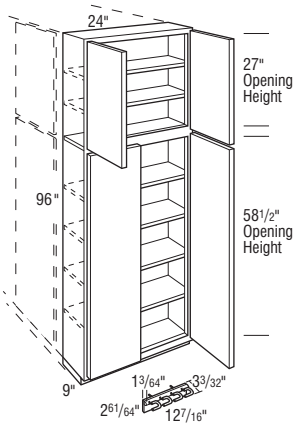

Utility Organizer Cabinets

UTILITY ORGANIZER CABINET, 102″ or 108″ HIGH, 9″ DEEP

S

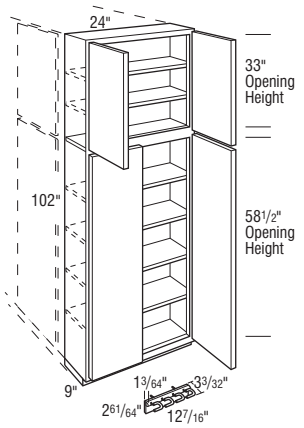

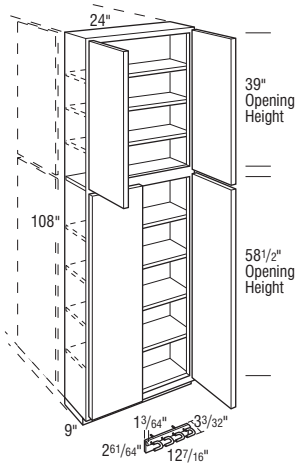

	Cubic Feet	1		2		3		4		5		6		7	
UOC241029	28.1	6863		7128		7330		7655		8025		8641		9257	

- Includes six adjustable shelves.

UOC241089	29.7	7617		7912		8136		8497		8908		9592		10276	

- Includes seven adjustable shelves.

Notes below apply to all products in section above:

- Finish Flushed Ends standard.
- Shipped with loose toe space unless Attach Toekick or Flush Toekick is specified.
- Large opening on tall doors will include two center panels divided by a horizontal rail.
- Field installs on side of 24″ deep tall cabinet.
- Cabinet includes a broom clip (included in cabinet un-installed) that can be used instead of shelves in lower section.
- Broom clip installation instructions included.
- Increased Depths available in 1/4″ increments from 9 1/4″ to 26″.

Door & Drawer Options

AF	CC	CG	GAMD[1]	IFHG	MD[1]	MFO	PRMD[1]	SGLPN	SHMD[1]	SPLITDR
✓		✓	✓	✓	✓	✓	✓	✓	✓	

End Panel Options

AUTH	CSFPE	EXBK	FFD	FL/FR	FPE	INTGE	IPE
✓							

Custom Modification Options

ATTTK	CBO	CCO	CFNTO	CFRMO	CLIP	CND	CSDGBK	DRT	DRWTK[2]	EX	EX_OL	FLUT[3]	FTK	ID	IH[4]	IW	LIGHT	MIP	OBRB
✓	✓	✓	✓	✓		✓			✓	✓	✓	✓	✓	✓	✓				✓

RD	RECTK	RH[4]	ROSFLUT[3]	RT	SRT	TD	TKP	TVR	VTK	WS	WTR
	✓	✓	✓			✓		✓	✓	✓	✓

[1] Only available on top section.
[2] Only available when used in conjunction with attach toekick modification.
[3] Not available with 6″ fluting.
[4] Not available on 108″ high.

IH/RH availability charts starting on page G•40.
IW/RW availability charts starting on page G•46.

UTILITY ORGANIZER DROP ZONE CABINET, 84″, 87″, 93″, or 96″ HIGH, 9″ DEEP

S

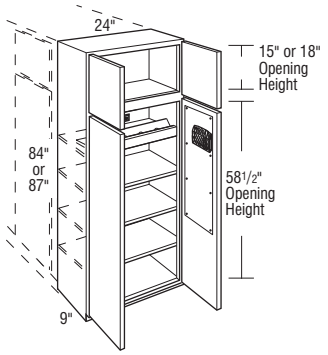

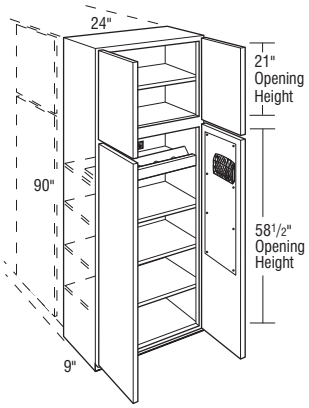

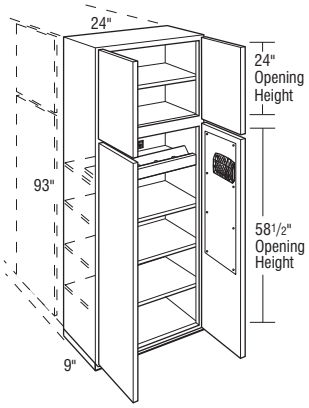

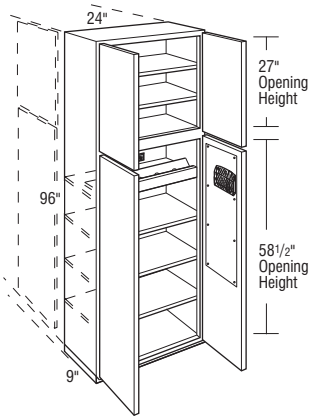

	Cubic Feet	1		2		3		4		5		6		7	
UOCDZ24849	14.5	3604		3960		4314		4669		4844		5022		5200	
UOCDZ24879	15.0	3754		4115		4476		4840		5025		5216		5407	

- Includes three adjustable shelves.

UOCDZ24909	15.5	3901		4273		4639		5009		5207		5415		5623	

- Includes four adjustable shelves.

UOCDZ24939	16.0	4083		4461		4837		5215		5427		5655		5883	

- Includes four adjustable shelves.
- Shipped with loose toe space unless Attach Toekick or Flush Toekick is specified.

UOCDZ24969	16.5	4263		4650		5031		5423		5644		5894		6144	

- Includes five adjustable shelves.
- Shipped with loose toe space unless Attach Toekick or Flush Toekick is specified.
- Flush Toekick option not available in conjunction with Wide Top Rail unless a Flush Toekick Loose is specified.

Notes below apply to all products in section above:

- Finish Flushed Ends standard.
- Features magnetic whiteboards on back of lower doors, one magnetic black mesh pencil holder, charging station shelf, power strip, black plastic grommet for power cord, key hooks, and coat hooks.
- Charging station shelf is adjustable, features four cord cut-out areas.
- Power strip is UL listed with three standard 110-volt plug-ins and one USB charging port.
- Field installs on side of 24″ deep tall cabinet.
- Large opening on tall doors will include two center panels divided by a horizontal rail.
- Increased Depths available in 1/4″ increments from 9 1/4″ to 30″.
- Not available on Inset and Beaded Inset styles.

Door & Drawer Options

AF	CC	CG	GAMD	IFHG	MD[1]	MFO	PRMD	SGLPN	SHMD[1]	SPLITDR
	✓		✓	✓	✓	✓	✓	✓		

End Panel Options

AUTH	CSFPE	EXBK	FFD	FL/FR	FPE	INTGE	IPE
✓	✓			✓			

Custom Modification Options

ATTTK[2]	CBO	CCO	CFNTO	CFRMO	CLIP	CND	CSDGBK	DRT	DRWTK	EX	EX_OL	FLUT[3]	FTK	ID	IH[4]	IW	LIGHT	MIP	OBRB
✓	✓	✓	✓	✓		✓	✓			✓	✓	✓	✓	✓	✓			✓	✓

RD	RECTK	RH	ROSFLUT	RT	SRT	TD[1]	TKP[5]	TVR	VTK	WS	WTR
	✓		✓			✓	✓	✓		✓	✓

[1] Only available on top section.
[2] Only available on 93″-96″ high.
[3] Not available with 6″ fluting.
[4] Not available on 96″ high.
[5] Not available 93″-96″ high.

Utility Organizer Cabinets

UTILITY ORGANIZER DROP ZONE CABINET, 102″ or 108″ HIGH, 9″ DEEP

S

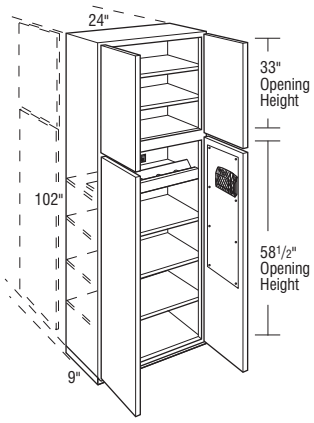

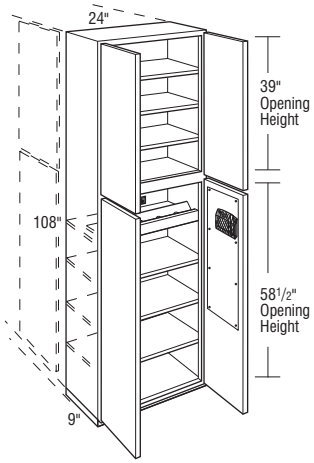

	Cubic Feet	1	2	3	4	5	6	7
UOCDZ241029	28.1	7290	7827	8356	8899	9206	9553	9900
• Includes five adjustable shelves.								
UOCDZ241089	29.7	8092	8688	9275	9878	10219	10604	10989
• Includes six adjustable shelves.								

Notes below apply to all products in section above:

- Shipped with loose toe space unless Attach Toekick or Flush Toekick is specified.
- Finish Flushed Ends standard.
- Features magnetic whiteboards on back of lower doors, one magnetic black mesh pencil holder, charging station shelf, power strip, black plastic grommet for power cord, key hooks and coat hooks.
- Charging station shelf is adjustable, features four cord cut-out areas.
- Power strip is UL listed with three standard 110-volt plug-ins and one USB charging port.
- Field installs on side of 24″ deep tall cabinet.
- Large opening on tall doors will include two center panels divided by a horizontal rail.
- Increased Depths available in 1/4″ increments from 9 1/4″ to 26″.
- Not available on Inset and Beaded Inset styles.

Door & Drawer Options

AF	CC	CG	GAMD	IFHG	MD[1]	MFO	PRMD[1]	SGLPN	SHMD[1]	SPLITDR
		✓			✓	✓	✓	✓	✓	

End Panel Options

AUTH	CSFPE	EXBK	FFD	FL/FR	FPE	INTGE	IPE
✓							

Custom Modification Options

ATTTK	CBO	CCO	CFNTO	CFRMO	CLIP	CND	CSDGBK	DRT	DRWTK[2]	EX	EX_OL	FLUT[3]	FTK	ID	IH[4]	IW	LIGHT	MIP	OBRB
✓	✓	✓	✓			✓			✓	✓	✓	✓	✓	✓	✓				✓

RD	RECTK	RH[4]	ROSFLUT[3]	RT	SRT	TD[1]	TKP	TVR	VTK	WS	WTR
	✓	✓	✓			✓		✓	✓	✓	✓

[1] Only available on top section.
[2] Only available when used in conjunction with attach toekick modification.
[3] Not available with 6″ fluting.
[4] Not available on 108″ high.

IH/RH availability charts starting on page G•40.
IW/RW availability charts starting on page G•46.

UTILITY ORGANIZER DROP ZONE CABINET with AUTHENTIC END, 84″, 87″, 90″, 93″, or 96″ HIGH, 9″ DEEP

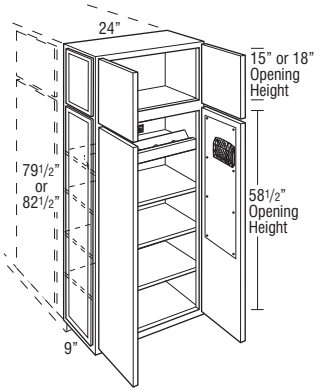

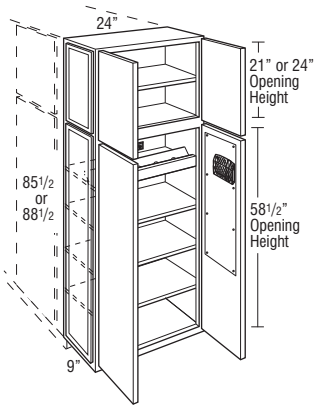

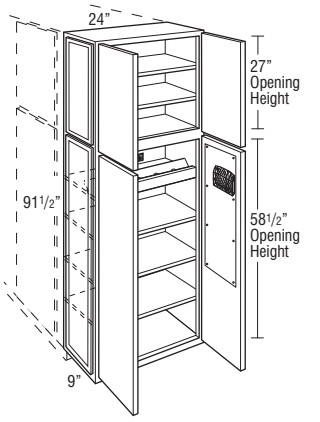

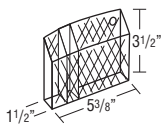

Pencil Holder

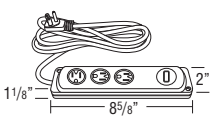

Power Strip



Grommet



Key Hooks

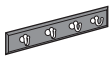

Coat Hooks

	Cubic Feet	1		2		3		4		5		6		7	
UOCDZ24849AE L or R	14.5	4084		4440		4794		5149		5324		5502		5680	
UOCDZ24879AE L or R	15.0	4084		4440		4794		5149		5324		5502		5680	

- Three full depth adjustable shelves in lower section are included, but packaged separately.

UOCDZ24909AHA L or R	15.5	4084		4440		4794		5149		5324		5502		5680	

- AH represents upper section alignment with doors on 24″ or 27″ high cabinets.
- One full depth adjustable shelf in upper section, and three full depth adjustable shelves in lower section are included, but packaged separately.

UOCDZ24939AHA L or R	16.0	4084		4440		4794		5149		5324		5502		5680	

- AH represents upper section alignment with doors on 24″ or 27″ high cabinets.
- One full depth adjustable shelf in upper section, and three full depth adjustable shelves in lower section are included, but packaged separately.
- Shipped with loose toe space unless Attach Toekick or Flush Toekick is specified.

UOCDZ24969AE L or R	16.5	4084		4440		4794		5149		5324		5502		5680	

- Two full depth adjustable shelves in upper section, and three full depth adjustable shelves in lower section are included, but packaged separately.
- Shipped with loose toe space unless Attach Toekick or Flush Toekick is specified.
- Flush Toekick option not available in conjunction with Wide Top Rail unless a Flush Toekick Loose is specified.

Notes below apply to all products in section above:

- Features magnetic whiteboards on back of lower doors, one magnetic black mesh pencil holder, charging station with power strip, black plastic grommet for power cord, key hooks, and coat hooks. Accessories are field installed.
- Charging station shelf is adjustable, features four cord cut-out areas.
- Power strip is UL listed with three standard 110-volt plug-ins and one USB charging port.
- Authentic Ends are standard on one side. Specify AEL model for installation on the right side of a tall cabinet. Specify AER model for installation on the left side of a tall cabinet.
- Designed to be installed onto an adjacent 24″ deep tall cabinet.
- Utility cabinets with depths of 12″ or less must be installed to wall studs or onto the end of another tall cabinet.
- Consult local electrical/building codes for proper installation.
- For proper installation, adjacent cabinet must have FPEB or 3/32″ skin applied.
- Finish Flushed Ends standard.
- Large opening on tall doors will include two center panels divided by a horizontal rail.
- Increased Depths available in 1/4″ increments from 9 1/4″ to 30″.
- Not available on Inset and Beaded Inset styles.

Door & Drawer Options

AF	CC	CG	GAMD	IFHG	MD	MFO	PRMD	SGLPN	SHMD	SPLITDR
		✓			✓	✓	✓	✓		

End Panel Options

AUTH	CSFPE	EXBK	FFD	FL/FR	FPE	INTGE	IPE
✓	✓						

Custom Modification Options

ATTTK[1]	CBO	CCO	CFNTO	CFRMO	CLIP	CND	CSDGBK	DRT	DRWTK	EX	EX_OL	FLUT	FTK	ID	IH	IW	LIGHT	MIP	OBRB
✓	✓	✓	✓	✓		✓	✓			✓	✓	✓	✓	✓	✓			✓	✓

RD	RECTK	RH	ROSFLUT	RT	SRT	TD	TKP	TVR	VTK	WS	WTR
	✓		✓			✓	✓	✓	✓		✓

[1] Only available on 93″-96″ high.

Notes

How to Use Your Schrock Boutique Price List

Your Schrock Boutique price guide contains charts with prices for each cabinetry product, arranged according to an alphabetical code. Use the chart below to determine the price code for your preferred cabinetry style.

Then refer to the various sections of this binder to find the types and sizes of cabinets required. Read across each chart to the column that corresponds to your style's price code to determine the price for each unit.

For example, if you want a microwave wall cabinet that is 27″ wide and 30″ high in the Kirkwood Cherry style, you would

- Find the price code for Kirkwood Cherry ("3" in the chart below)
- Refer to the "Microwave & Oven Cabinets" section of this binder
- Locate product code MW2730 (MW = microwave wall, 27 = width in inches, 30 = height in inches)
- Read across the chart in the same row to column 3 to find the price for this model in Kirkwood Cherry

Door Styles	Alder	Cherry	Maple	MDF	Quartersawn Oak	Rustic Alder	Walnut
Brennan	3	5	3		5	3	6
Brennan Beaded Inset	3+15%	5+15%	3+15%		5+15%	3+15%	6+15%
Brennan Inset	3+15%	5+15%	3+15%		5+15%	3+15%	6+15%
Delaney	2	4	2		4	2	6
Delaney Beaded Inset	2+15%	4+15%	2+15%		4+15%	2+15%	6+15%
Delaney Inset	2+15%	4+15%	2+15%		4+15%	2+15%	6+15%
Denton NEW	3	5	3		5	3	6
Garrett	1	3	1		3	1	5
Garrett Beaded Inset	1+15%	3+15%	1+15%		3+15%	1+15%	5+15%
Garrett Inset	1+15%	3+15%	1+15%		3+15%	1+15%	5+15%
Huxley NEW	3	5	3		5	3	6
Kennedy NEW	4	6	4		6	4	7
Kirkwood	1	3	1		3	1	5
Kirkwood Beaded Inset	1+15%	3+15%	1+15%		3+15%	1+15%	5+15%
Kirkwood Inset	1+15%	3+15%	1+15%		3+15%	1+15%	5+15%
Lorrina	5	6	5		6	5	7
Lorrina Beaded Inset	5+15%	6+15%	5+15%		6+15%	5+15%	7+15%
Lorrina Inset	5+15%	6+15%	5+15%		6+15%	5+15%	7+15%
Pleasant Hill NEW	1	3	1		3	1	5
Pleasant Hill Beaded Inset NEW	1+15%	3+15%	1+15%		3+15%	1+15%	5+15%
Pleasant Hill Inset NEW	1+15%	3+15%	1+15%		3+15%	1+15%	5+15%
Prestley NEW	4	6	4	1	6		7
Prestley Beaded Inset NEW				1+15%			
Prestley Inset NEW				1+15%			
Shaydon	1	3	1		3	1	5
Shaydon Beaded Inset	1+15%	3+15%	1+15%		3+15%	1+15%	5+15%
Shaydon Inset	1+15%	3+15%	1+15%		3+15%	1+15%	5+15%
Tanner	2	4	2		4	2	6
Tanner Beaded Inset	2+15%	4+15%	2+15%		4+15%	2+15%	6+15%
Tanner Inset	2+15%	4+15%	2+15%		4+15%	2+15%	6+15%
Vaughn	2	4	2		4	2	6
Vaughn Beaded Inset	2+15%	4+15%	2+15%		4+15%	2+15%	6+15%
Vaughn Inset	2+15%	4+15%	2+15%		4+15%	2+15%	6+15%

Schrock Boutique Modification Option Descriptions

Your Schrock Boutique price guide contains charts with modification option codes for each applicable cabinetry product. Reference the listing below to identify the modification description.

Door & Drawer Options

Option	Description
AF	Aluminum Door
CC	Craftsman Door
CG	Cut-for-glass
GAMD	Gallery Mullion Door
HC	Horizon Door
IFHG	Inset Finial Hinges
MC	Mission Door
MD	Mullion Door
MFO	Modified Full Overlay
PRMD	Prairie Mullion Door
SHMD	Shaker Mullion Door
SPLITDR	Split Doors
SPLITDRWS	Split Drawers

End Panel Options

Option	Description
AUTH	Authentic Flush End
CSFPE	Car Siding Flush Panel End
EXBK	End Extended Back
EXDN	Wall End and Back Extended Down
FL/FR	Finished Ends
FPE	Flush Panel End
INTGE	Integral End
IPE	Inset Panel Ends

Custom Modification Options

Option	Description
ADD_SHLF	Add Shelf
ADDTK	Add Toekick
ADRW	Add Drawer Below Wall Unit
ATTTK	Attach Toekick
BVR	Bottom Valance Rail
CBO	Cabinet Box Only
CCO	Cabinet Case Only
CFNTO	Cabinet Front Only
CFP	Cabinet False Panel
CFRMO	Cabinet Frame Only
CLIP	Clipped Corner
CND	Cabinet No Door
CSDGBK	Car Siding Back
DRWTK	Toekick Drawer
EX	Extended Stile
EX_OL	Extended Stile with Overlay
FLUT	Fluting
FTK	Flush Toekick
ID	Increased Depth
IH	Increased Height
IW	Increased Width
MIP	Matching Interior
OBRB	Open Bottom Rail Base
PFINBTMB	Finished Bottom
RD	Reduced Depth
RECTK	Recessed Toekick
RH	Reduced Height
ROSFLUT	Rose Fluting
RT	Roll Trays
SCPDRW	Scooped Drawer
TD	Tray Divider
TKP	Toekick Pedestal
TVR	Top Valance Rail
VTK	Void Toekick
WS	Wide Stiles
WTCD	Wood Tiered Cutlery Divider Drawer
WTKCUP	Wood Tiered K-Cup Drawer
WTR	Wide Top Rail

WALL MICROWAVE CABINET, 18″ or 21″ HIGH

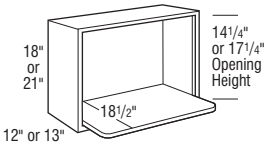

	Opening		Cabinet	
	Width	Height	Width	Height
MW2718	24″	14 1/4″	27″	18″
MW3018	27″	14 1/4″	30″	18″
MW2721	24″	17 1/4″	27″	21″
MW3021	27″	17 1/4″	30″	21″

	Cubic Feet	1		2		3		4		5		6		7	
MW2718	4.6	1456		1456		1456		1456		1456		1456		1456	
MW3018	6.9	1456		1456		1456		1456		1456		1456		1456	
MW2721	5.4	1456		1456		1456		1456		1456		1456		1456	
MW3021	8.0	1456		1456		1456		1456		1456		1456		1456	

- Matching Interior standard.
- Solid-wood microwave shelf shipped unattached.
- See chart for specific model appliance opening limitations.
- Full Overlay Styles:
  - Increased Depths available in 1/4″ increments from 12 1/4″ to 30″.
- Inset and Beaded Inset Styles:
  - Increased Depths available in 1/4″ increments from 13 1/4″ to 30″.
- Increased depth modification will also increase the depth of the microwave shelf.
- Inset and Beaded Inset Door Styles are a standard 13″ deep.

Door & Drawer Options

AF	CC	CG	GAMD	HC	IFHG	MC	MD	MFO	PRMD	SHMD	SPLITDR	SPLITDRWS

End Panel Options

AUTH	CSFPE	EXBK	EXDN	FL/FR	FPE	INTGE	IPE
✓	✓	✓	✓		✓	✓	✓

Custom Modification Options

ADD_SHLF	ADDTK	ADRW	ATTTK	BVR	CBO	CCO	CFNTO	CFP	CFRMO	CLIP[1]	CND	CSDGBK	DRWTK	EX	EX_OL	FLUT[2]	FTK	ID
	✓	✓		✓	✓	✓	✓		✓	✓		✓		✓	✓	✓	✓	✓

IH[3]	IW	MIP	OBRB	PFINBTMB	RD	RECTK	RH	ROSFLUT[2]	RT	SCPDRW	TD	TKP	TVR[4]	VTK	WS	WTCD	WTKCUP	WTR
✓	✓		✓	✓		✓		✓				✓	✓		✓			✓

[1] Not available with clipped both.
[2] Not available with fluting both or 6″ fluting.
[3] Not available on 21″ high.
[4] Not available on 27″ wide.

Wall Microwave Cabinets

WALL MICROWAVE DOUBLE DOOR CABINET, 30″ or 33″ HIGH

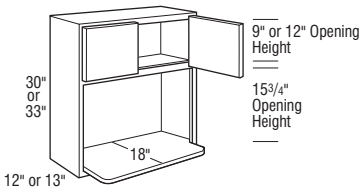

Specify appliance opening dimensions:

MW_ _
Microwave Wall with Shelf

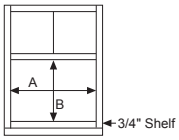

Appliance Opening Dimensions:

A _____

B _____

NOTE:
See chart for specific model appliance opening limitations.

Cabinet appliance openings may vary with modifications (i.e. clipped corner modification reduces maximum cut-out width by 3″ per clipped corner).

	Cubic Feet	1	2	3	4	5	6	7
MW2430	6.7	2239	2323	2390	2501	2619	2821	3023
MW2730	7.5	2281	2369	2438	2553	2667	2869	3071
MW3030	8.3	2350	2437	2510	2624	2749	2960	3171
MW3330	9.1	2449	2539	2615	2735	2864	3084	3304
MW3630	9.9	2566	2660	2742	2868	2998	3240	3482
MW2433	7.4	2412	2502	2576	2694	2822	3037	3252
MW2733	8.3	2454	2548	2620	2746	2869	3090	3311
MW3033	9.1	2524	2619	2700	2824	2960	3182	3404
MW3333	10.0	2599	2695	2777	2904	3041	3276	3511
MW3633	10.9	2688	2788	2874	3003	3144	3397	3650

- Matching Interior standard.
- Specify cut-out size.
- When Beaded Inset is ordered, the cabinet should be ordered to the appropriate width using the 1/4″ width modification instead of using the piece-in or cut-out applications.
- The maximum cut-out width is 2″ less than the overall width of the cabinet. The maximum cut-out height varies depending on the cabinet.
- Shelf shipped unattached.
- Microwave shelf depth may be decreased; specify depth required.
- Microwave shelf is solid wood.
- Inset and Beaded Inset Door Styles are a standard 13″ deep.
- Full Overlay Styles:
  – Reduced Depths available in 1/4″ increments from 6″ to 11 3/4″.
- Inset and Beaded Inset Styles:
  – Reduced Depths available in 1/4″ increments from 6″ to 12 3/4″.

	Standard Appliance Opening		Decreased Appliance Opening Width*		Increased Appliance Opening Width**		Appliance Opening Height***	
	Width (A)	Height (B)	Min. Width (A)	Max. Width (A)	Min. Width (A)	Max. Width (A)	Min. Height (B)	Max. Height (B)
MW2430	21″	15 3/4″	9″	20 1/2″	21 1/16″	22″	14″	15 3/4″
MW2730	24″	15 3/4″	12″	23 1/2″	24 1/16″	25″	14″	15 3/4″
MW3030	27″	15 3/4″	15″	26 1/2″	27 1/16″	28″	14″	15 3/4″
MW3330	30″	15 3/4″	18″	29 1/2″	30 1/16″	31″	14″	15 3/4″
MW3630	33″	15 3/4″	21″	32 1/2″	33 1/16″	34″	14″	15 3/4″
MW2433	21″	15 3/4″	9″	20 1/2″	21 1/16″	22″	14″	18 3/4″
MW2733	24″	15 3/4″	12″	23 1/2″	24 1/16″	25″	14″	18 3/4″
MW3033	27″	15 3/4″	15″	26 1/2″	27 1/16″	28″	14″	18 3/4″
MW3333	30″	15 3/4″	18″	29 1/2″	30 1/16″	31″	14″	18 3/4″
MW3633	33″	15 3/4″	21″	32 1/2″	33 1/16″	34″	14″	18 3/4″

*Decreased Appliance Opening Width can vary in 1/16″ increments by piecing in frame material.

**Increased Appliance Opening Width can vary in 1/16″ increments by cutting out the frame stiles.

***Appliance Opening Height could have a variance of 1/16″. By changing openings, it may require the door/drawer openings to change.

Door & Drawer Options

AF	CC	CG	GAMD	HC	IFHG	MC	MD[1]	MFO	PRMD[1]	SHMD	SPLITDR	SPLITDRWS
✓		✓	✓	✓	✓	✓	✓	✓	✓	✓	✓	

End Panel Options

AUTH	CSFPE	EXBK	EXDN	FL/FR	FPE	INTGE	IPE
✓	✓	✓	✓	✓	✓	✓	✓

Custom Modification Options

ADD_SHLF	ADDTK[2]	ADRW	ATTTK	BVR	CBO	CCO	CFNTO	CFP	CFRMO	CLIP	CND	CSDGBK	DRWTK	EX	EX_OL	FLUT[3]	FTK	ID
✓	✓	✓		✓	✓	✓	✓		✓	✓	✓	✓		✓	✓	✓	✓	✓

IH	IW[4]	MIP	OBRB	PFINBTMB	RD	RECTK[2]	RH[5]	ROSFLUT[6]	RT	SCPDRW	TD[7]	TKP[2]	TVR	VTK	WS	WTCD	WTKCUP	WTR
	✓		✓	✓	✓	✓	✓	✓	✓		✓	✓	✓		✓			✓

[1] Only available on 33″ high except not available on 24″ wide.
[2] Not available on 24″ or 33″ wide.
[3] Not available with fluting both or with 6″ fluting.
[4] Not available on 36″ wide.
[5] Only available on 33″ wide.
[6] Not available with fluting both.
[7] Not available on 24″ wide.

IH/RH availability charts starting on page G•40.
IW/RW availability charts starting on page G•46.

WALL BUILT-IN MICROWAVE DOUBLE DOOR CABINET, 30″ or 33″ HIGH, 18″ DEEP

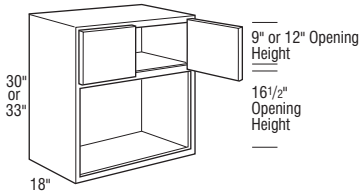

Specify appliance opening dimensions:

WBMW_ _ _18AC
Microwave Wall
18" Deep

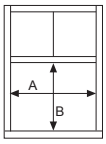

Appliance Opening Dimensions:

A _____

B _____

NOTE:
See chart for specific model appliance opening limitations.

Cabinet appliance openings may vary with modifications (i.e. clipped corner modification reduces maximum cut-out width by 3″ per clipped corner).

	Cubic Feet	1		2		3		4		5		6		7	
WBMW243018AC	9.4	2107		2185		2250		2353		2464		2655		2846	
WBMW273018AC	10.7	2149		2235		2305		2417		2534		2736		2938	
WBMW303018AC	11.8	2216		2304		2374		2487		2615		2824		3033	
WBMW333018AC	13.9	2316		2404		2474		2587		2711		2918		3125	
WBMW363018AC	14.0	2431		2526		2610		2735		2865		3111		3357	
WBMW243318AC	10.5	2282		2366		2437		2550		2668		2875		3082	
WBMW273318AC	11.7	2319		2412		2485		2613		2736		2957		3178	
WBMW303318AC	12.9	2389		2484		2566		2690		2824		3048		3272	
WBMW333318AC	16.3	2465		2558		2633		2756		2885		3106		3327	
WBMW363318AC	15.3	2554		2652		2738		2869		3009		3262		3515	

- Matching Interior standard.
- Specify cut-out size.
- When Beaded Inset is ordered, the cabinet should be ordered to the appropriate width using the 1/4″ width modification instead of using the piece-in or cut-out applications.
- The maximum cut-out width is 1 1/2″ less than the overall width of the cabinet. The maximum cut-out height varies depending on the cabinet.
- Reduced Depths available in 1/4″ increments from 6″ to 17 3/4″.
- Ordering Maximum Width Cut-out on cabinet will change end panel thickness from 1/2″ to 3/8″ for non-flush ends, and from 5/8″ to 1/2″ for flush ends.

	Standard Appliance Opening		Decreased Appliance Opening Width*		Increased Appliance Opening Width**		Appliance Opening Height***	
	Width (A)	Height (B)	Min. Width (A)	Max. Width (A)	Min. Width (A)	Max. Width (A)	Min. Height (B)	Max. Height (B)
WBMW243018AC	21″	16 1/2″	9″	20 1/2″	21 1/16″	22 1/2″	14″	16 1/2″
WBMW273018AC	24″	16 1/2″	12″	23 1/2″	24 1/16″	25 1/2″	14″	16 1/2″
WBMW303018AC	27″	16 1/2″	15″	26 1/2″	27 1/16″	28 1/2″	14″	16 1/2″
WBMW333018AC	30″	16 1/2″	18″	29 1/2″	30 1/16″	31 1/2″	14″	16 1/2″
WBMW363018AC	33″	16 1/2″	21″	32 1/2″	33 1/16″	34 1/2″	14″	16 1/2″
WBMW243318AC	21″	16 1/2″	9″	20 1/2″	21 1/16″	22 1/2″	14″	19 1/2″
WBMW273318AC	24″	16 1/2″	12″	23 1/2″	24 1/16″	25 1/2″	14″	19 1/2″
WBMW303318AC	27″	16 1/2″	15″	26 1/2″	27 1/16″	28 1/2″	14″	19 1/2″
WBMW333318AC	30″	16 1/2″	18″	29 1/2″	30 1/16″	31 1/2″	14″	19 1/2″
WBMW363318AC	33″	16 1/2″	21″	32 1/2″	33 1/16″	34 1/2″	14″	19 1/2″

*Decreased Appliance Opening Width can vary in 1/16″ increments by piecing in frame material.

**Increased Appliance Opening Width can vary in 1/16″ increments by cutting out the frame stiles.

***Appliance Opening Height could have a variance of 1/16″. By changing openings, it may require the door/drawer openings to change.

Door & Drawer Options

AF	CC	CG	GAMD[1]	HC	IFHG	MC	MD[2]	MFO	PRMD[3]	SHMD	SPLITDR	SPLITDRWS
✓		✓	✓		✓		✓	✓	✓	✓	✓	

End Panel Options

AUTH	CSFPE[4]	EXBK	EXDN	FL/FR	FPE	INTGE[4]	IPE[4]
✓	✓	✓	✓	✓	✓	✓	✓

Custom Modification Options

ADD_SHLF	ADDTK	ADRW	ATTTK	BVR	CBO	CCO	CFNTO	CFP	CFRMO	CLIP	CND	CSDGBK	DRWTK	EX	EX_OL	FLUT[5]	FTK	ID
✓		✓		✓	✓	✓	✓		✓	✓	✓	✓		✓	✓	✓	✓	✓

IH	IW[6]	MIP	OBRB	PFINBTMB	RD	RECTK	RH	ROSFLUT	RT	SCPDRW	TD[7]	TKP	TVR	VTK	WS	WTCD	WTKCUP	WTR
	✓		✓	✓	✓			✓	✓		✓		✓		✓			✓

[1] Only available on 273318, 303318 and 363318 versions.
[2] Only available on 33″ high.
[3] Only available on 33″ high except not available on 24″ wide.
[4] Not available when cut-out width is greater than standard.
[5] Not available with 6″ fluting.
[6] Not available on 36″ wide.
[7] Not available on 24″ wide.

Wall Microwave Cabinets

WALL MICROWAVE DOUBLE DOOR CABINET, 36″ or 39″ HIGH

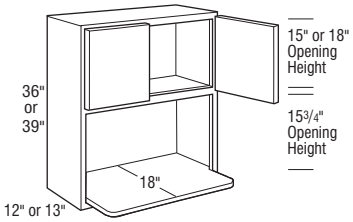

Specify appliance opening dimensions:

MW_ _
Microwave Wall
with Shelf

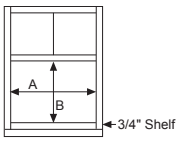

Appliance Opening Dimensions:

A _____

B _____

NOTE:
See chart for specific model appliance opening limitations.

Cabinet appliance openings may vary with modifications (i.e. clipped corner modification reduces maximum cut-out width by 3″ per clipped corner).

	Cubic Feet	1	2	3	4	5	6	7
MW2436	8.0	2497	2590	2666	2789	2922	3146	3370
MW2736	9.0	2544	2641	2713	2842	2979	3213	3447
MW3036	9.9	2615	2713	2792	2924	3071	3318	3565
MW3336	10.9	2742	2850	2934	3071	3218	3475	3732
MW3636	11.8	2854	2966	3057	3203	3363	3634	3905
MW2439	8.7	2714	2815	2897	3031	3174	3419	3664
MW2739	9.7	2761	2861	2944	3084	3235	3490	3745
MW3039	10.7	2837	2944	3034	3178	3334	3603	3872
MW3339	11.7	2977	3093	3185	3334	3495	3778	4061
MW3639	12.7	3095	3219	3320	3480	3652	3951	4250

- Matching Interior standard.
- Specify cut-out size.
- When Beaded Inset is ordered, the cabinet should be ordered to the appropriate width using the 1/4″ width modification instead of using the piece-in or cut-out applications.
- The maximum cut-out width is 2″ less than the overall width of the cabinet. The maximum cut-out height varies depending on the cabinet.
- Shelf shipped unattached.
- Microwave shelf depth may be decreased; specify depth required.
- Microwave shelf is solid wood.
- Inset and Beaded Inset Door Styles are a standard 13″ deep.
- Full Overlay Styles:
  – Reduced Depths available in 1/4″ increments from 6″ to 11 3/4″.
- Inset and Beaded Inset Styles:
  – Reduced Depths available in 1/4″ increments from 6″ to 12 3/4″.

	Standard Appliance Opening		Decreased Appliance Opening Width*		Increased Appliance Opening Width**		Appliance Opening Height***	
	Width (A)	Height (B)	Min. Width (A)	Max. Width (A)	Min. Width (A)	Max. Width (A)	Min. Height (B)	Max. Height (B)
MW2436	21″	15 3/4″	9″	20 1/2″	21 1/16″	22″	14″	18 3/4″
MW2736	24″	15 3/4″	12″	23 1/2″	24 1/16″	25″	14″	18 3/4″
MW3036	27″	15 3/4″	15″	26 1/2″	27 1/16″	28″	14″	18 3/4″
MW3336	30″	15 3/4″	18″	29 1/2″	30 1/16″	31″	14″	18 3/4″
MW3636	33″	15 3/4″	21″	32 1/2″	33 1/16″	34″	14″	18 3/4″
MW2439	21″	15 3/4″	9″	20 1/2″	21 1/16″	22″	14″	18 3/4″
MW2739	24″	15 3/4″	12″	23 1/2″	24 1/16″	25″	14″	18 3/4″
MW3039	27″	15 3/4″	15″	26 1/2″	27 1/16″	28″	14″	18 3/4″
MW3339	30″	15 3/4″	18″	29 1/2″	30 1/16″	31″	14″	18 3/4″
MW3639	33″	15 3/4″	21″	32 1/2″	33 1/16″	34″	14″	18 3/4″

*Decreased Appliance Opening Width can vary in 1/16″ increments by piecing in frame material.

**Increased Appliance Opening Width can vary in 1/16″ increments by cutting out the frame stiles.

***Appliance Opening Height could have a variance of 1/16″. By changing openings, it may require the door/drawer openings to change.

Door & Drawer Options

AF	CC	CG	GAMD	HC	IFHG	MC	MD	MFO	PRMD[1]	SHMD	SPLITDR	SPLITDRWS
✓		✓	✓	✓	✓	✓	✓	✓	✓	✓	✓	

End Panel Options

AUTH	CSFPE	EXBK	EXDN	FL/FR[2]	FPE	INTGE	IPE
✓	✓	✓	✓	✓	✓	✓	✓

Custom Modification Options

ADD_SHLF	ADDTK[1]	ADRW	ATTTK	BVR	CBO	CCO	CFNTO	CFP	CFRMO	CLIP	CND	CSDGBK	DRWTK	EX	EX_OL	FLUT[3]	FTK	ID
✓	✓	✓		✓	✓	✓	✓		✓	✓	✓	✓		✓	✓	✓	✓	✓

IH	IW[4]	MIP	OBRB	PFINBTMB	RD	RECTK[1]	RH[5]	ROSFLUT[6]	RT	SCPDRW	TD[1]	TKP[1]	TVR	VTK	WS	WTCD	WTKCUP	WTR
	✓		✓	✓	✓	✓	✓	✓	✓		✓	✓	✓		✓			✓

[1] Not available on 24″ wide.
[2] Not available on 3639 version.
[3] Not available with fluting both or with 6″ fluting.
[4] Not available on 36″ wide.
[5] Only available on 3336 version.
[6] Not available with fluting both.

IH/RH availability charts starting on page G•40.
IW/RW availability charts starting on page G•46.

WALL BUILT-IN MICROWAVE DOUBLE DOOR CABINET, 36″ or 39″ HIGH, 18″ DEEP

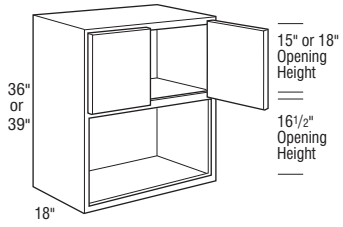

Specify appliance opening dimensions:

WBMW_ _ _18AC
Microwave Wall
18" Deep

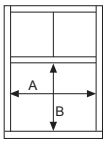

Appliance Opening Dimensions:
A _____
B _____

NOTE:
See chart for specific model appliance opening limitations.

Cabinet appliance openings may vary with modifications (i.e. clipped corner modification reduces maximum cut-out width by 3″ per clipped corner).

	Cubic Feet	1		2		3		4		5		6		7	
WBMW243618AC	11.6	2363		2452		2524		2640		2765		2978		3191	
WBMW273618AC	12.7	2410		2507		2577		2709		2847		3080		3313	
WBMW303618AC	14.0	2480		2577		2658		2791		2938		3182		3426	
WBMW333618AC	15.3	2610		2715		2797		2938		3083		3340		3597	
WBMW363618AC	16.7	2719		2831		2922		3067		3230		3499		3768	
WBMW243918AC	12.7	2580		2676		2754		2881		3018		3249		3480	
WBMW273918AC	13.7	2626		2727		2810		2951		3100		3357		3614	
WBMW303918AC	15.1	2704		2810		2901		3043		3203		3469		3735	
WBMW333918AC	16.6	2843		2961		3052		3203		3362		3643		3924	
WBMW363918AC	18.0	2963		3084		3185		3346		3520		3817		4114	

- Matching Interior standard.
- Specify cut-out size.
- When Beaded Inset is ordered, the cabinet should be ordered to the appropriate width using the 1/4″ width modification instead of using the piece-in or cut-out applications.
- The maximum cut-out width is 1 1/2″ less than the overall width of the cabinet. The maximum cut-out height varies depending on the cabinet.
- Reduced Depths available in 1/4″ increments from 6″ to 17 3/4″.
- Ordering Maximum Width Cut-out on cabinet will change end panel thickness from 1/2″ to 3/8″ for non-flush ends, and from 5/8″ to 1/2″ for flush ends.

	Standard Appliance Opening		Decreased Appliance Opening Width*		Increased Appliance Opening Width**		Appliance Opening Height***	
	Width (A)	Height (B)	Min. Width (A)	Max. Width (A)	Min. Width (A)	Max. Width (A)	Min. Height (B)	Max. Height (B)
WBMW243618AC	21″	16 1/2″	9″	20 1/2″	21 1/16″	22 1/2″	14″	19 1/2″
WBMW273618AC	24″	16 1/2″	12″	23 1/2″	24 1/16″	25 1/2″	14″	19 1/2″
WBMW303618AC	27″	16 1/2″	15″	26 1/2″	27 1/16″	28 1/2″	14″	19 1/2″
WBMW333618AC	30″	16 1/2″	18″	29 1/2″	30 1/16″	31 1/2″	14″	19 1/2″
WBMW363618AC	33″	16 1/2″	21″	32 1/2″	33 1/16″	34 1/2″	14″	19 1/2″
WBMW243918AC	21″	16 1/2″	9″	20 1/2″	21 1/16″	22 1/2″	14″	19 1/2″
WBMW273918AC	24″	16 1/2″	12″	23 1/2″	24 1/16″	25 1/2″	14″	19 1/2″
WBMW303918AC	27″	16 1/2″	15″	26 1/2″	27 1/16″	28 1/2″	14″	19 1/2″
WBMW333918AC	30″	16 1/2″	18″	29 1/2″	30 1/16″	31 1/2″	14″	19 1/2″
WBMW363918AC	33″	16 1/2″	21″	32 1/2″	33 1/16″	34 1/2″	14″	19 1/2″

*Decreased Appliance Opening Width can vary in 1/16″ increments by piecing in frame material.

**Increased Appliance Opening Width can vary in 1/16″ increments by cutting out the frame stiles.

***Appliance Opening Height could have a variance of 1/16″. By changing openings, it may require the door/drawer openings to change.

Door & Drawer Options

AF	CC	CG	GAMD[1]	HC	IFHG	MC	MD	MFO	PRMD[1]	SHMD	SPLITDR	SPLITDRWS
✓		✓	✓		✓		✓	✓	✓	✓	✓	

End Panel Options

AUTH	CSFPE[2]	EXBK	EXDN	FL/FR	FPE	INTGE[2]	IPE[2]
✓	✓	✓	✓	✓	✓	✓	✓

Custom Modification Options

ADD_SHLF	ADDTK	ADRW	ATTTK	BVR	CBO	CCO	CFNTO	CFP	CFRMO	CLIP	CND	CSDGBK	DRWTK	EX	EX_OL	FLUT[3]	FTK	ID
✓		✓		✓	✓	✓	✓		✓	✓	✓	✓		✓	✓	✓	✓	✓

IH	IW[4]	MIP	OBRB	PFINBTMB	RD	RECTK	RH	ROSFLUT	RT	SCPDRW	TD[1]	TKP	TVR	VTK	WS	WTCD	WTKCUP	WTR
	✓		✓	✓	✓			✓	✓		✓		✓		✓			✓

[1] Not available on 24″ wide.
[2] Not available when cut-out width is greater than standard.
[3] Not available with 6″ fluting.
[4] Not available on 36″ wide.

Wall Microwave Cabinets

WALL MICROWAVE DOUBLE DOOR CABINET, 42″, 45″, or 48″ HIGH

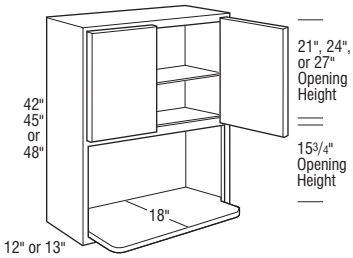

Specify appliance opening dimensions:

MW_ _
Microwave Wall with Shelf

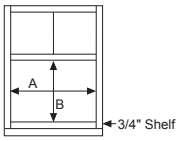

Appliance Opening Dimensions:

A _____

B _____

NOTE:
See chart for specific model appliance opening limitations.

Cabinet appliance openings may vary with modifications (i.e. clipped corner modification reduces maximum cut-out width by 3″ per clipped corner).

	Cubic Feet	1	2	3	4	5	6	7
MW2442	9.3	2763	2865	2951	3087	3232	3481	3730
MW2742	10.4	2859	2975	3057	3203	3357	3629	3901
MW3042	11.5	2938	3052	3144	3299	3460	3739	4018
MW3342	12.6	3020	3132	3224	3373	3532	3802	4072
MW3642	13.7	3105	3221	3315	3468	3631	3911	4191
MW2445	9.9	2946	3056	3146	3291	3447	3711	3975
MW2745	11.1	3050	3171	3260	3419	3581	3874	4167
MW3045	12.3	3136	3256	3357	3521	3693	3991	4289
MW3345	13.5	3223	3341	3441	3599	3769	4058	4347
MW3645	14.6	3314	3436	3538	3700	3875	4174	4473
MW2448	10.6	3037	3150	3244	3394	3554	3827	4100
MW2748	11.8	3130	3256	3351	3506	3670	3973	4276
MW3048	13.1	3212	3339	3447	3615	3786	4096	4406
MW3348	14.3	3291	3414	3516	3676	3850	4144	4438
MW3648	15.6	3373	3497	3601	3768	3945	4248	4551

- Matching Interior standard.
- Specify cut-out size.
- When Beaded Inset is ordered, the cabinet should be ordered to the appropriate width using the 1/4″ width modification instead of using the piece-in or cut-out applications.
- The maximum cut-out width is 2″ less than the overall width of the cabinet. The maximum cut-out height varies depending on the cabinet.
- 48″ high has two adjustable shelves. Varies with modifications.
- Shelf shipped unattached.
- Microwave shelf depth may be decreased; specify depth required.
- Microwave shelf is solid wood.
- Inset and Beaded Inset Door Styles are a standard 13″ deep.
- Full Overlay Styles:
  – Reduced Depths available in 1/4″ increments from 6″ to 11 3/4″.
- Inset and Beaded Inset Styles:
  – Reduced Depths available in 1/4″ increments from 6″ to 12 3/4″.

	Standard Appliance Opening		Decreased Appliance Opening Width*		Increased Appliance Opening Width**		Appliance Opening Height***	
	Width (A)	Height (B)	Min. Width (A)	Max. Width (A)	Min. Width (A)	Max. Width (A)	Min. Height (B)	Max. Height (B)
MW2442	21″	15 3/4″	9″	20 1/2″	21 1/16″	22″	14″	18 3/4″
MW2742	24″	15 3/4″	12″	23 1/2″	24 1/16″	25″	14″	18 3/4″
MW3042	27″	15 3/4″	15″	26 1/2″	27 1/16″	28″	14″	18 3/4″
MW3342	30″	15 3/4″	18″	29 1/2″	30 1/16″	31″	14″	18 3/4″
MW3642	33″	15 3/4″	21″	32 1/2″	33 1/16″	34″	14″	18 3/4″
MW2445	21″	15 3/4″	9″	20 1/2″	21 1/16″	22″	14″	18 3/4″
MW2745	24″	15 3/4″	12″	23 1/2″	24 1/16″	25″	14″	18 3/4″
MW3045	27″	15 3/4″	15″	26 1/2″	27 1/16″	28″	14″	18 3/4″
MW3345	30″	15 3/4″	18″	29 1/2″	30 1/16″	31″	14″	18 3/4″
MW3645	33″	15 3/4″	21″	32 1/2″	33 1/16″	34″	14″	18 3/4″
MW2448	21″	15 3/4″	9″	20 1/2″	21 1/16″	22″	14″	18 3/4″
MW2748	24″	15 3/4″	12″	23 1/2″	24 1/16″	25″	14″	18 3/4″
MW3048	27″	15 3/4″	15″	26 1/2″	27 1/16″	28″	14″	18 3/4″
MW3348	30″	15 3/4″	18″	29 1/2″	30 1/16″	31″	14″	18 3/4″
MW3648	33″	15 3/4″	21″	32 1/2″	33 1/16″	34″	14″	18 3/4″

*Decreased Appliance Opening Width can vary in 1/16″ increments by piecing in frame material.

**Increased Appliance Opening Width can vary in 1/16″ increments by cutting out the frame stiles.

***Appliance Opening Height could have a variance of 1/16″. By changing openings, it may require the door/drawer openings to change.

Door & Drawer Options

AF	CC	CG	GAMD	HC	IFHG	MC	MD	MFO	PRMD[1]	SHMD	SPLITDR	SPLITDRWS
✓		✓	✓	✓	✓	✓	✓	✓	✓	✓	✓	

End Panel Options

AUTH	CSFPE	EXBK	EXDN	FL/FR	FPE	INTGE	IPE
✓	✓	✓	✓	✓	✓	✓	✓

Custom Modification Options

ADD_SHLF	ADDTK[2]	ADRW	ATTTK	BVR	CBO	CCO	CFNTO	CFP	CFRMO	CLIP	CND	CSDGBK	DRWTK	EX	EX_OL	FLUT[3]	FTK	ID
✓	✓	✓		✓	✓	✓	✓		✓	✓	✓	✓		✓	✓	✓	✓	

IH	IW[4]	MIP	OBRB	PFINBTMB	RD	RECTK[2]	RH[5]	ROSFLUT[6]	RT	SCPDRW	TD[1]	TKP[2]	TVR	VTK	WS	WTCD	WTKCUP	WTR
	✓		✓	✓	✓	✓	✓	✓	✓		✓	✓	✓		✓			✓

[1] Not available on 24″ wide.
[2] Only available on 27″ and 30″ wide.
[3] Not available with fluting both or with 6″ fluting.
[4] Not available on 36″ wide.
[5] Only available on 33″ wide.
[6] Not available with fluting both.

IH/RH availability charts starting on page G•40.
IW/RW availability charts starting on page G•46.

WALL BUILT-IN MICROWAVE DOUBLE DOOR CABINET, 36″, 39″, or 42″ HIGH, 18″ or 21″ DEEP

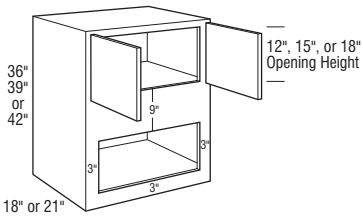

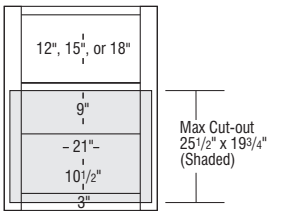

WBMW273618, WBMW273918, WBMW274218
WBMW273621, WBMW273921, WBMW274221

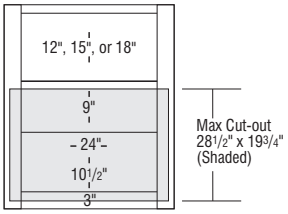

WBMW303618, WBMW303918, WBMW304218
WBMW303621, WBMW303921, WBMW304221

	Cubic Feet	1		2		3		4		5		6		7	
WBMW273618	13.7	2281		2366		2436		2548		2668		2875		3082	
WBMW303618	15.0	2369		2457		2530		2646		2771		2986		3201	
WBMW273621	11.8	2372		2460		2534		2649		2774		2990		3206	
WBMW303621	13.1	2464		2555		2631		2752		2882		3105		3328	
WBMW273918	13.5	2497		2589		2666		2789		2920		3146		3372	
WBMW303918	14.9	2598		2694		2774		2901		3038		3274		3510	
WBMW273921	12.8	2598		2694		2774		2901		3038		3274		3510	
WBMW303921	14.2	2701		2801		2885		3017		3159		3404		3649	
WBMW274218	15.8	2725		2826		2910		3043		3187		3434		3681	
WBMW304218	17.4	2835		2940		3028		3166		3316		3573		3830	
WBMW274221	13.8	2826		2930		3018		3156		3305		3561		3817	
WBMW304221	17.4	2939		3047		3138		3282		3437		3703		3969	

- Matching Interior standard.
- 42" high includes one adjustable shelf.
- See chart for specific model appliance opening limitations.
- Designed for built-in microwaves.
- Increased Depths available in 1/4″ increments from 18 1/4″ to 30″.
- Reduced Depths available in 1/4″ increments from 6″ to 17 3/4″.

	Factory Opening		Maximum Cut-out	
	Width	Height	Width	Height
WBMW273618	21″	10 1/2″	25 1/2″	19 3/4″
WBMW303618	24″	10 1/2″	28 1/2″	19 3/4″
WBMW273621	21″	10 1/2″	25 1/2″	19 3/4″
WBMW303621	24″	10 1/2″	28 1/2″	19 3/4″
WBMW273918	21″	10 1/2″	25 1/2″	19 3/4″
WBMW303918	24″	10 1/2″	28 1/2″	19 3/4″
WBMW273921	21″	10 1/2″	25 1/2″	19 3/4″
WBMW303921	24″	10 1/2″	28 1/2″	19 3/4″
WBMW274218	21″	10 1/2″	25 1/2″	19 3/4″
WBMW304218	24″	10 1/2″	28 1/2″	19 3/4″
WBMW274221	21″	10 1/2″	25 1/2″	19 3/4″
WBMW304221	24″	10 1/2″	28 1/2″	19 3/4″

Door & Drawer Options

AF	CC	CG	GAMD[1]	HC	IFHG	MC	MD	MFO	PRMD[1]	SHMD	SPLITDR	SPLITDRWS
✓		✓	✓		✓		✓	✓	✓	✓	✓	

End Panel Options

AUTH	CSFPE	EXBK	EXDN	FL/FR	FPE	INTGE	IPE
✓	✓	✓	✓	✓	✓	✓	✓

Custom Modification Options

ADD_SHLF	ADDTK	ADRW	ATTTK	BVR	CBO	CCO	CFNTO	CFP	CFRMO	CLIP	CND	CSDGBK	DRWTK	EX	EX_OL	FLUT[2]	FTK	ID
✓		✓		✓	✓	✓	✓		✓	✓	✓	✓		✓	✓	✓	✓	✓

IH	IW[3]	MIP	OBRB	PFINBTMB	RD	RECTK	RH	ROSFLUT	RT	SCPDRW	TD[1]	TKP	TVR	VTK	WS	WTCD	WTKCUP	WTR
	✓		✓	✓	✓			✓	✓		✓				✓			✓

[1] Not available on 24″ wide.
[2] Not available with 6″ fluting.
[3] Not available on 36″ wide.

Wall Microwave Cabinets

WALL BUILT-IN MICROWAVE DOUBLE DOOR CABINET, 42″, 45″, or 48″ HIGH, 18″ DEEP

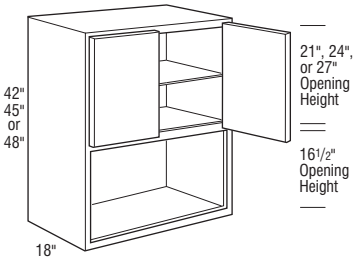

Specify appliance opening dimensions:

WBMW_ _ _18
Microwave Wall
18" Deep

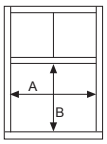

Appliance Opening Dimensions:

A _____

B _____

NOTE:
See chart for specific model appliance opening limitations.

Cabinet appliance openings may vary with modifications (i.e. clipped corner modification reduces maximum cut-out width by 3″ per clipped corner).

	Cubic Feet	1	2	3	4	5	6	7
WBMW244218AC	13.8	2678	2777	2859	2991	3131	3372	3613
WBMW274218AC	14.7	2724	2839	2922	3067	3224	3494	3764
WBMW304218AC	16.3	2804	2917	3009	3166	3325	3607	3889
WBMW334218AC	17.5	2890	2997	3087	3228	3382	3640	3898
WBMW364218AC	18.7	2978	3088	3180	3326	3483	3750	4017
WBMW244518AC	14.9	2866	2975	3062	3203	3355	3611	3867
WBMW274518AC	15.7	2914	3036	3127	3286	3447	3737	4027
WBMW304518AC	17.4	2999	3122	3224	3385	3560	3859	4158
WBMW334518AC	19.9	3089	3205	3298	3451	3615	3891	4167
WBMW364518AC	21.1	3180	3297	3395	3552	3720	4004	4288
WBMW244818AC	16.0	2932	3041	3131	3276	3430	3693	3956
WBMW274818AC	16.7	2995	3122	3214	3374	3537	3838	4139
WBMW304818AC	18.5	3079	3207	3315	3478	3654	3964	4274
WBMW334818AC	22.3	3159	3277	3373	3528	3695	3978	4261
WBMW364818AC	23.5	3244	3365	3464	3624	3795	4087	4379

- Matching Interior standard.
- Specify cut-out size.
- When Beaded Inset is ordered, the cabinet should be ordered to the appropriate width using the 1/4″ width modification instead of using the piece-in or cut-out applications.
- The maximum cut-out width is 1 1/2″ less than the overall width of the cabinet. The maximum cut-out height varies depending on the cabinet.
- 48″ high has two adjustable shelves. Varies with modifications.
- Reduced Depths available in 1/4″ increments from 6″ to 17 3/4″.
- Ordering Maximum Width Cut-out on cabinet will change end panel thickness from 1/2″ to 3/8″ for non-flush ends, and from 5/8″ to 1/2″ for flush ends.

	Standard Appliance Opening		Decreased Appliance Opening Width*		Increased Appliance Opening Width**		Appliance Opening Height***	
	Width (A)	Height (B)	Min. Width (A)	Max. Width (A)	Min. Width (A)	Max. Width (A)	Min. Height (B)	Max. Height (B)
WBMW244218AC	21″	16 1/2″	9″	20 1/2″	21 1/16″	22 1/2″	14″	19 1/2″
WBMW274218AC	24″	16 1/2″	12″	23 1/2″	24 1/16″	25 1/2″	14″	19 1/2″
WBMW304218AC	27″	16 1/2″	15″	26 1/2″	27 1/16″	28 1/2″	14″	19 1/2″
WBMW334218AC	30″	16 1/2″	18″	29 1/2″	30 1/16″	31 1/2″	14″	19 1/2″
WBMW364218AC	33″	16 1/2″	21″	32 1/2″	33 1/16″	34 1/2″	14″	19 1/2″
WBMW244518AC	21″	16 1/2″	9″	20 1/2″	21 1/16″	22 1/2″	14″	19 1/2″
WBMW274518AC	24″	16 1/2″	12″	23 1/2″	24 1/16″	25 1/2″	14″	19 1/2″
WBMW304518AC	27″	16 1/2″	15″	26 1/2″	27 1/16″	28 1/2″	14″	19 1/2″
WBMW334518AC	30″	16 1/2″	18″	29 1/2″	30 1/16″	31 1/2″	14″	19 1/2″
WBMW364518AC	33″	16 1/2″	21″	32 1/2″	33 1/16″	34 1/2″	14″	19 1/2″
WBMW244818AC	21″	16 1/2″	9″	20 1/2″	21 1/16″	22 1/2″	14″	19 1/2″
WBMW274818AC	24″	16 1/2″	12″	23 1/2″	24 1/16″	25 1/2″	14″	19 1/2″
WBMW304818AC	27″	16 1/2″	15″	26 1/2″	27 1/16″	28 1/2″	14″	19 1/2″
WBMW334818AC	30″	16 1/2″	18″	29 1/2″	30 1/16″	31 1/2″	14″	19 1/2″
WBMW364818AC	33″	16 1/2″	21″	32 1/2″	33 1/16″	34 1/2″	14″	19 1/2″

*Decreased Appliance Opening Width can vary in 1/16″ increments by piecing in frame material.

**Increased Appliance Opening Width can vary in 1/16″ increments by cutting out the frame stiles.

***Appliance Opening Height could have a variance of 1/16″. By changing openings, it may require the door/drawer openings to change.

Door & Drawer Options

AF	CC	CG	GAMD[1]	HC	IFHG	MC	MD	MFO	PRMD[2]	SHMD	SPLITDR	SPLITDRWS
✓		✓	✓		✓		✓	✓	✓	✓	✓	

End Panel Options

AUTH	CSFPE[3]	EXBK	EXDN	FL/FR	FPE	INTGE[3]	IPE[3]
✓	✓	✓	✓	✓	✓	✓	✓

Custom Modification Options

ADD_SHLF	ADDTK	ADRW	ATTTK	BVR	CBO	CCO	CFNTO	CFP	CFRMO	CLIP	CND	CSDGBK	DRWTK	EX	EX_OL	FLUT[4]	FTK	ID
✓		✓		✓	✓	✓	✓		✓	✓	✓	✓		✓	✓	✓	✓	✓

IH	IW[5]	MIP	OBRB	PFINBTMB	RD	RECTK	RH	ROSFLUT	RT	SCPDRW	TD[2]	TKP	TVR	VTK	WS	WTCD	WTKCUP	WTR
	✓		✓	✓	✓			✓	✓		✓		✓		✓			✓

[1] Only available on 27″ and 30″ wide.
[2] Not available on 24″ wide.
[3] Not available when cut-out width is greater than standard.
[4] Not available with 6″ fluting.
[5] Not available on 36″ wide.

IH/RH availability charts starting on page G•40.
IW/RW availability charts starting on page G•46.

THREE DRAWER BASE, WARMING DRAWER, 34 1/2″ HIGH, 24″ DEEP

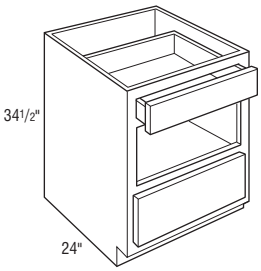

Specify appliance opening dimensions:

3DB_ _WD

3 Drawer Base, Warming Drawer

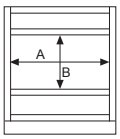

Appliance Opening Dimensions:

A _____

B _____

NOTE:

See chart for specific model appliance opening limitations.

Cabinet appliance openings may vary with modifications (i.e. clipped corner modification reduces maximum cut-out width by 3″ per clipped corner).

	Cubic Feet	1		2		3		4		5		6		7	
3DB24WD	14.1	1835		1926		1988		2096		2225		2432		2639	
3DB27WD	15.7	2323		2437		2517		2649		2805		3067		3329	
3DB30WD	17.4	2553		2672		2769		2917		3093		3382		3671	
3DB33WD	19.0	2781		2885		2970		3109		3255		3502		3749	
3DB36WD	20.7	3002		3114		3206		3355		3512		3782		4052	

- When Beaded Inset is ordered, the cabinet should be ordered to the appropriate width using the 1/4″ width modification instead of using the piece-in or cut-out applications.
- Reduced Depths available in 1/4″ increments from 12″ to 23 3/4.
- Ordering Maximum Width Cut-out on cabinet will change end panel thickness from 1/2″ to 3/8″ for non-flush ends, and from 5/8″ to 1/2″ for flush ends.

	Standard Appliance Opening		Decreased Appliance Opening Width*		Increased Appliance Opening Width**		Appliance Opening Height***	
	Width (A)	Height (B)	Min. Width (A)	Max. Width (A)	Min. Width (A)	Max. Width (A)	Min. Height (B)	Max. Height (B)
3DB24WD	21″	7 1/2″	9″	20 1/2″	21 1/16″	22 1/2″	7 1/2″	10 1/2″
3DB27WD	24″	7 1/2″	12″	23 1/2″	24 1/16″	25 1/2″	7 1/2″	10 1/2″
3DB30WD	27″	7 1/2″	15″	26 1/2″	27 1/16″	28 1/2″	7 1/2″	10 1/2″
3DB33WD	30″	7 1/2″	18″	29 1/2″	30 1/16″	31 1/2″	7 1/2″	10 1/2″
3DB36WD	33″	7 1/2″	21″	32 1/2″	33 1/16″	34 1/2″	7 1/2″	10 1/2″

*Decreased Appliance Opening Width can vary in 1/16″ increments by piecing in frame material.

**Increased Appliance Opening Width can vary in 1/16″ increments by cutting out the frame stiles.

***Appliance Opening Height could have a variance of 1/16″. By changing openings, it may require the door/drawer openings to change.

Door & Drawer Options

AF	CC	CG	GAMD	HC	IFHG	MC	MD	MFO	PRMD	SHMD	SPLITDR	SPLITDRWS
												✓

End Panel Options

AUTH	CSFPE[1]	EXBK	EXDN	FL/FR	FPE	INTGE[1]	IPE[1]
✓	✓	✓		✓	✓	✓	✓

Custom Modification Options

ADD_SHLF	ADDTK	ADRW	ATTTK	BVR	CBO	CCO	CFNTO	CFP	CFRMO	CLIP	CND	CSDGBK	DRWTK[2]	EX	EX_OL	FLUT	FTK	ID
					✓	✓	✓	✓	✓	✓		✓	✓	✓	✓	✓	✓	

IH	IW[3]	MIP	OBRB	PFINBTMB	RD	RECTK[4]	RH	ROSFLUT	RT	SCPDRW	TD	TKP[4]	TVR[5]	VTK[4]	WS	WTCD[6]	WTKCUP	WTR
	✓	✓	✓		✓	✓		✓		✓		✓	✓	✓	✓	✓		✓

[1] Not available when cut-out width is greater than standard.
[2] Only available on 27″ and 30″ wide.
[3] Not available on 36″ wide.
[4] Not available on 33″ or 36″ wide.
[5] Not available on 24″ or 27″ wide. Not available on 27″ or 33″ wide.

Base Microwave Cabinets

BASE MICROWAVE CABINET with ROLL TRAY(S), 34 1/2″ or 40 1/2″ HIGH, 24″ DEEP

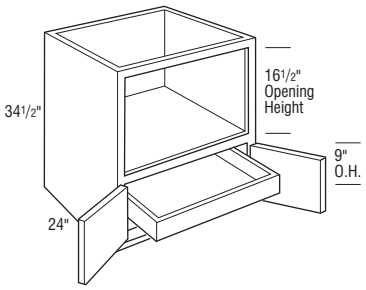

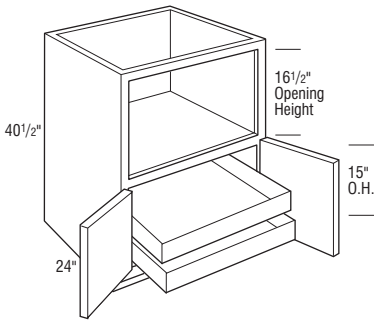

Specify appliance opening dimensions:

BMW_ _
Base Microwave with Drawer

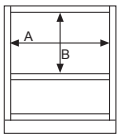

Appliance Opening Dimensions:

A _____

B _____

NOTE:
See chart for specific model appliance opening limitations.

Cabinet appliance openings may vary with modifications (i.e. clipped corner modification reduces maximum cut-out width by 3″ per clipped corner).

	Cubic Feet	1	2	3	4	5	6	7
BMW24RT	14.1	2341	2428	2501	2617	2740	2949	3158
BMW27RT	15.7	2378	2491	2578	2720	2882	3146	3410
BMW30RT	17.4	2423	2544	2630	2774	2940	3211	3482
BMW33RT	19.0	2481	2574	2651	2773	2903	3126	3349
BMW36RT	20.7	2533	2628	2706	2829	2963	3191	3419
• Includes one roll-out tray.								
BMW2440RT	16.3	2918	3026	3116	3260	3414	3675	3936
BMW2740RT	18.4	2961	3100	3212	3385	3588	3918	4248
BMW3040RT	20.3	3003	3148	3260	3438	3640	3978	4316
BMW3340RT	22.0	3056	3169	3262	3414	3574	3848	4122
BMW3640RT	23.9	3100	3217	3313	3465	3628	3906	4184
• Includes two roll-out trays.								

Notes below apply to all products in section above:

- Matching Interior standard.
- Specify cut-out or use standard cut-out.
- When Beaded Inset is ordered, the cabinet should be ordered to the appropriate width using the 1/4″ width modification instead of using the piece-in or cut-out applications.
- The maximum cut-out width is 1 1/2″ less than the overall width of the cabinet.
- Reduced Depths available in 1/4″ increments from 12″ to 23 3/4″.
- Ordering Maximum Width Cut-out on cabinet will change end panel thickness from 1/2″ to 3/8″ for non-flush ends, and from 5/8″ to 1/2″ for flush ends.

	Standard Appliance Opening		Decreased Appliance Opening Width*		Increased Appliance Opening Width**		Appliance Opening Height***	
	Width (A)	Height (B)	Min. Width (A)	Max. Width (A)	Min. Width (A)	Max. Width (A)	Min. Height (B)	Max. Height (B)
BMW24RT	21″	16 1/2″	9″	20 1/2″	21 1/16″	22 1/2″	11 1/2″	16 1/2″
BMW27RT	24″	16 1/2″	12″	23 1/2″	24 1/16″	25 1/2″	11 1/2″	16 1/2″
BMW30RT	27″	16 1/2″	15″	26 1/2″	27 1/16″	28 1/2″	11 1/2″	16 1/2″
BMW33RT	30″	16 1/2″	18″	29 1/2″	30 1/16″	31 1/2″	11 1/2″	16 1/2″
BMW36RT	33″	16 1/2″	21″	32 1/2″	33 1/16″	34 1/2″	11 1/2″	16 1/2″
BMW2440RT	21″	16 1/2″	9″	20 1/2″	21 1/16″	22 1/2″	11 1/2″	19 1/2″
BMW2740RT	24″	16 1/2″	12″	23 1/2″	24 1/16″	25 1/2″	11 1/2″	19 1/2″
BMW3040RT	27″	16 1/2″	15″	26 1/2″	27 1/16″	28 1/2″	11 1/2″	19 1/2″
BMW3340RT	30″	16 1/2″	18″	29 1/2″	30 1/16″	31 1/2″	11 1/2″	19 1/2″
BMW3640RT	33″	16 1/2″	21″	32 1/2″	33 1/16″	34 1/2″	11 1/2″	19 1/2″

*Decreased Appliance Opening Width can vary in 1/16″ increments by piecing in frame material.

**Increased Appliance Opening Width can vary in 1/16″ increments by cutting out the frame stiles.

***Appliance Opening Height could have a variance of 1/16″. By changing openings, it may require the door/drawer openings to change.

Door & Drawer Options

AF	CC	CG[1]	GAMD[2]	HC	IFHG	MC	MD[1]	MFO	PRMD[3]	SHMD	SPLITDR	SPLITDRWS
		✓	✓		✓		✓		✓			

End Panel Options

AUTH	CSFPE[4]	EXBK[5]	EXDN	FL/FR	FPE	INTGE[4]	IPE[4]
✓	✓	✓		✓	✓	✓	✓

Custom Modification Options

ADD_SHLF	ADDTK	ADRW	ATTTK	BVR	CBO[5]	CCO	CFNTO[5]	CFP	CFRMO[5]	CLIP	CND[5]	CSDGBK	DRWTK[6]	EX	EX_OL	FLUT[7]	FTK	ID
					✓		✓		✓	✓	✓	✓	✓	✓	✓	✓	✓	

IH	IW[8]	MIP	OBRB[5]	PFINBTMB	RD	RECTK[9]	RH	ROSFLUT	RT	SCPDRW	TD	TKP[9]	TVR	VTK[9]	WS	WTCD	WTKCUP	WTR
	✓		✓		✓	✓		✓				✓		✓	✓			✓

[1] Only available on 40.5″ high.
[2] Not available on 24″ or 27″ wide.
[3] Only available on the 40.5″ high except on the 24″ and 27″ wide.
[4] Not available when cut-out width is greater than standard.
[5] Not available on 24″ or 27″ wide on the 34.5″ high. Not available on 27″ wide on the 40.5″ high.
[6] Only available on the 30″ wide on the 34.5″ high.
[7] 6″ fluting not available on 24″ or 27″ wide. Not available with 6″ fluting both.
[8] Not available on 36″ wide.
[9] Only available on 27″ and 30″ wide.

IH/RH availability charts starting on page G•40.
IW/RW availability charts starting on page G•46.

BASE MICROWAVE CABINET with DRAWER, 34 1/2″ HIGH, 24″ DEEP

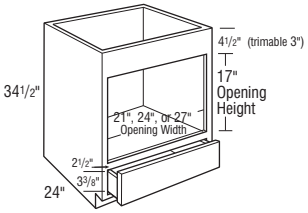

Specify appliance opening dimensions:

BMWD_ _

Base Microwave with Drawer

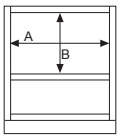

Appliance Opening Dimensions:

A _____

B _____

NOTE:

See chart for specific model appliance opening limitations.

Cabinet appliance openings may vary with modifications (i.e. clipped corner modification reduces maximum cut-out width by 3″ per clipped corner).

	Cubic Feet	1		2		3		4		5		6		7	
BMWD24	14.1	2267		2375		2459		2595		2747		3001		3255	
BMWD27	16.1	2361		2474		2561		2703		2861		3125		3389	
BMWD30	17.4	3023		3168		3280		3461		3664		4002		4340	

- Matching Interior standard.
- The usable cabinet face height between top of drawer front and top of cabinet is 23 1/2″. Be sure to verify overall appliance height, gap requirements, and cut-out dimensions with cabinet specifications.
- Includes one drawer.
- Reduced Depths available in 1/4″ increments from 12″ to 23 3/4″.

Model	Opening Width (A)	Maximum Width (A)	Opening Height (B)	Maximum Height (B)
BMWD24	21″	22 1/2″	17″	20″
BMWD27	24″	25 1/2″	17″	20″
BMWD30	27″	28 1/2″	17″	20″

Door & Drawer Options

AF	CC	CG	GAMD	HC	IFHG	MC	MD	MFO	PRMD	SHMD	SPLITDR	SPLITDRWS

End Panel Options

AUTH	CSFPE	EXBK	EXDN	FL/FR	FPE	INTGE	IPE
✓	✓	✓		✓	✓	✓	✓

Custom Modification Options

ADD_SHLF	ADDTK	ADRW	ATTTK	BVR	CBO	CCO	CFNTO	CFP	CFRMO	CLIP	CND	CSDGBK	DRWTK[1]	EX	EX_OL	FLUT[2]	FTK	ID
					✓		✓		✓	✓		✓	✓	✓	✓	✓	✓	

IH	IW[3]	MIP	OBRB	PFINBTMB	RD	RECTK[4]	RH	ROSFLUT	RT	SCPDRW	TD	TKP[4]	TVR	VTK[4]	WS	WTCD	WTKCUP	WTR
	✓		✓		✓	✓		✓				✓		✓	✓			✓

[1] Only available on 24″ and 30″ wide.
[2] 6″ fluting not available on 24″ or 27″ wide. Not available with 6″ fluting both.
[3] Not available on 36″ wide.
[4] Not available on 33″ or 36″ wide.

BASE BUILT-IN MICROWAVE CABINET with DRAWER, 34 1/2″ HIGH, 24″ DEEP

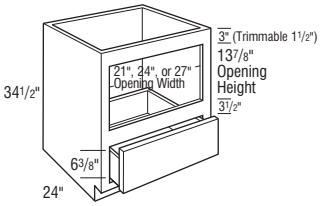

Specify appliance opening dimensions:

BBMWD_ _

Base Microwave with Drawer

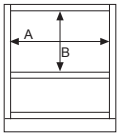

Appliance Opening Dimensions:

A _____

B _____

NOTE:

See chart for specific model appliance opening limitations.

Cabinet appliance openings may vary with modifications (i.e. clipped corner modification reduces maximum cut-out width by 3″ per clipped corner).

BBMWD24	14.1	2391		2506		2594		2738		2898		3165		3432	
BBMWD27	16.1	2849		2986		3091		3262		3454		3772		4090	
BBMWD30	17.4	2873		3010		3117		3289		3482		3803		4124	

- Matching Interior standard.
- The usable cabinet face height between top of drawer front and top of cabinet is 19 3/4″. Be sure to verify overall appliance height, gap requirements, and cut-out dimensions with cabinet specifications.
- Includes one drawer.
- Reduced Depths available in 1/4″ increments from 12″ to 23 3/4″.
- For built-in appliance support, OCINSTALLKIT is included in 24″ deep cabinets, but will not be included when depth is modified.

Model	Opening Width (A)	Maximum Width (A)	Opening Height (B)	Maximum Height (B)
BBMWD24	21″	22 1/2″	13 7/8″	16 7/8″
BBMWD27	24″	25 1/2″	13 7/8″	16 7/8″
BBMWD30	27″	28 1/2″	13 7/8″	16 7/8″

Door & Drawer Options

AF	CC	CG	GAMD	HC	IFHG	MC	MD	MFO	PRMD	SHMD	SPLITDR	SPLITDRWS

End Panel Options

AUTH	CSFPE	EXBK	EXDN	FL/FR	FPE	INTGE	IPE
✓	✓	✓		✓	✓	✓	✓

Custom Modification Options

ADD_SHLF	ADDTK	ADRW	ATTTK	BVR	CBO	CCO	CFNTO	CFP	CFRMO	CLIP	CND	CSDGBK	DRWTK[1]	EX	EX_OL	FLUT[2]	FTK	ID
					✓		✓		✓	✓		✓	✓	✓	✓	✓	✓	

IH	IW[3]	MIP	OBRB	PFINBTMB	RD	RECTK[4]	RH	ROSFLUT	RT	SCPDRW	TD	TKP[4]	TVR	VTK[4]	WS	WTCD	WTKCUP	WTR
	✓		✓		✓	✓		✓				✓		✓	✓			✓

[1] Only available on 24″ and 30″ wide.
[2] 6″ fluting not available on 24″ or 27″ wide. Not available with 6″ fluting both.
[3] Not available on 36″ wide.
[4] Not available on 33″ or 36″ wide.

Base Microwave & Base Oven Cabinets

BASE MICROWAVE CABINET with DEEP DRAWER, 34 1/2″ HIGH, 24″ DEEP

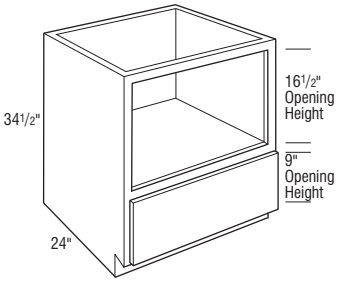

Specify appliance opening dimensions:

BMWD_ _ DD

Base Microwave with Drawer

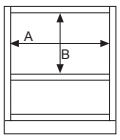

Appliance Opening Dimensions:

A _____

B _____

NOTE:

See chart for specific model appliance opening limitations.

Cabinet appliance openings may vary with modifications (i.e. clipped corner modification reduces maximum cut-out width by 3″ per clipped corner).

	Cubic Feet	1		2		3		4		5		6		7	
BMWD24DD	13.9	2232		2339		2422		2559		2699		2940		3181	
BMWD27DD	15.7	2272		2380		2465		2599		2753		3005		3257	
BMWD30DD	17.4	2320		2431		2517		2656		2812		3071		3330	
BMWD33DD	19.0	2367		2455		2528		2645		2769		2982		3195	
BMWD36DD	20.7	2415		2505		2578		2695		2824		3041		3258	

- Matching Interior standard.
- If opening height increases, drawer opening decreases to 6 1/2″ or 4 1/2″.
- Reduced Depths available in 1/4″ increments from 12″ to 23 3/4″.
- When Beaded Inset is ordered, the cabinet should be ordered to the appropriate width using the 1/4″ width modification instead of using the piece-in or cut-out applications.
- Ordering Maximum Width Cut-out on cabinet will change end panel thickness from 1/2″ to 3/8″ for non-flush ends, and from 5/8″ to 1/2″ for flush ends.

	Standard Appliance Opening		Decreased Appliance Opening Width*		Increased Appliance Opening Width**		Appliance Opening Height***	
	Width (A)	Height (B)	Min. Width (A)	Max. Width (A)	Min. Width (A)	Max. Width (A)	Min. Height (B)	Max. Height (B)
BMWD24DD	21″	16 1/2″	9″	20 1/2″	21 1/16″	22 1/2″	11 1/2″	21″
BMWD27DD	24″	16 1/2″	12″	23 1/2″	24 1/16″	25 1/2″	11 1/2″	21″
BMWD30DD	27″	16 1/2″	15″	26 1/2″	27 1/16″	28 1/2″	11 1/2″	21″
BMWD33DD	30″	16 1/2″	18″	29 1/2″	30 1/16″	31 1/2″	11 1/2″	21″
BMWD36DD	33″	16 1/2″	21″	32 1/2″	33 1/16″	34 1/2″	11 1/2″	21″

*Decreased Appliance Opening Width can vary in 1/16″ increments by piecing in frame material.

**Increased Appliance Opening Width can vary in 1/16″ increments by cutting out the frame stiles.

***Appliance Opening Height could have a variance of 1/16″. By changing openings, it may require the door/drawer openings to change.

Door & Drawer Options

AF	CC	CG	GAMD	HC	IFHG	MC	MD	MFO	PRMD	SHMD	SPLITDR	SPLITDRWS

End Panel Options

AUTH	CSFPE[1]	EXBK	EXDN	FL/FR	FPE	INTGE[1]	IPE[1]
✓	✓	✓		✓	✓	✓	✓

Custom Modification Options

ADD_SHLF	ADDTK	ADRW	ATTTK	BVR	CBO	CCO	CFNTO	CFP	CFRMO	CLIP	CND	CSDGBK	DRWTK[2]	EX	EX_OL	FLUT[3]	FTK	ID
					✓		✓		✓	✓		✓	✓	✓	✓	✓	✓	

IH	IW[4]	MIP	OBRB	PFINBTMB	RD	RECTK[5]	RH	ROSFLUT	RT	SCPDRW	TD	TKP[5]	TVR	VTK[5]	WS	WTCD	WTKCUP	WTR
	✓		✓		✓	✓		✓				✓		✓	✓			✓

[1] Not available when cut-out width is greater than standard.
[2] Only available on 24″ and 30″ wide.
[3] 6″ fluting not available on 24″ or 27″ wide. Not available with 6″ fluting both.
[4] Not available on 36″ wide.
[5] Not available on 33″ or 36″ wide.

BASE OVEN TRIMMABLE CABINET, 34 1/2″ HIGH, 24″ DEEP

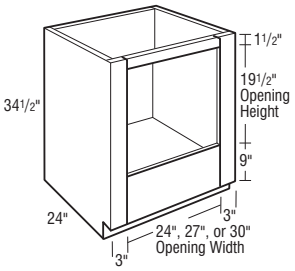

BO27	15.6	1650		1650		1650		1650		1650		1650		1650	
BO30	17.7	1701		1701		1701		1701		1701		1701		1701	
BO33	19.6	1766		1766		1766		1766		1766		1766		1766	
BO36	21.1	1889		1889		1889		1889		1889		1889		1889	

- See chart for specific model appliance opening limitations.
- Increased Depths available in 1/4″ increments from 24 1/4″ to 30″.
- Reduced Depths available in 1/4″ increments from 6″ to 23 3/4″.
- For built-in appliance support, OCINSTALLKIT is included in 24″ deep cabinets, but will not be included when depth is modified.

Model	Opening Width	Maximum Width	Opening Height	Maximum Height*
BO27	21″	25 1/2″	19 1/2″	27 1/2″
BO30	24″	28 1/2″	19 1/2″	27 1/2″
BO33	27″	31 1/2″	19 1/2″	27 1/2″
BO36	30″	34 1/2″	19 1/2″	27 1/2″

*Top frame cross rail can be removed during field installation if cabinet is properly installed between two adjacent cabinets, increasing the maximum height to 28 1/4″.

Door & Drawer Options

AF	CC	CG	GAMD	HC	IFHG	MC	MD	MFO	PRMD	SHMD	SPLITDR	SPLITDRWS

End Panel Options

AUTH	CSFPE	EXBK	EXDN	FL/FR	FPE	INTGE	IPE
✓	✓	✓		✓	✓	✓	✓

Custom Modification Options

ADD_SHLF	ADDTK	ADRW	ATTTK	BVR	CBO	CCO	CFNTO	CFP	CFRMO	CLIP	CND	CSDGBK	DRWTK	EX	EX_OL	FLUT[1]	FTK	ID
										✓		✓	✓	✓	✓	✓	✓	✓

IH	IW[2]	MIP	OBRB	PFINBTMB	RD	RECTK[2]	RH	ROSFLUT	RT	SCPDRW	TD	TKP[2]	TVR	VTK[2]	WS	WTCD	WTKCUP	WTR
	✓	✓	✓		✓	✓		✓				✓		✓	✓			✓

[1] 6″ fluting not available on 27″ wide. 6″ fluting both only available on 36″ wide.
[2] Not available on 36″ wide.

IH/RH availability charts starting on page G•40.
IW/RW availability charts starting on page G•46.

BASE OVEN CABINET, 34 1/2″ HIGH, 24″ DEEP

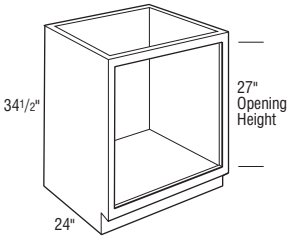

Specify appliance opening dimensions:

BO_ _AC
Base Oven Cabinet

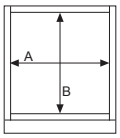

Appliance Opening Dimensions:

A _____

B _____

NOTE:
See chart for specific model appliance opening limitations.

Cabinet appliance openings may vary with modifications (i.e. clipped corner modification reduces maximum cut-out width by 3″ per clipped corner).

	Cubic Feet	1	2	3	4	5	6	7
BO27AC	15.7	814	814	814	814	814	814	814
BO30AC	17.4	903	903	903	903	903	903	903
BO33AC	19.0	984	984	984	984	984	984	984
BO36AC	20.7	1062	1062	1062	1062	1062	1062	1062

- Includes floor under oven section.
- Specify cut-out size.
- When Beaded Inset is ordered, the cabinet should be ordered to the appropriate width using the 1/4″ width modification instead of using the piece-in or cut-out applications.
- Reduced Depths available in 1/4″ increments from 6″ to 23 3/4″.
- Ordering Maximum Width Cut-out on cabinet will change end panel thickness from 1/2″ to 3/8″ for non-flush ends, and from 5/8″ to 1/2″ for flush ends.

	Standard Appliance Opening		Decreased Appliance Opening Width*		Increased Appliance Opening Width**		Appliance Opening Height***	
	Width (A)	Height (B)	Min. Width (A)	Max. Width (A)	Min. Width (A)	Max. Width (A)	Min. Height (B)	Max. Height**** (B)
BO27AC	24″	27″	12″	23 1/2″	24 1/16″	25 1/2″	22″	27 1/2″
BO30AC	27″	27″	15″	26 1/2″	27 1/16″	28 1/2″	22″	27 1/2″
BO33AC	30″	27″	18″	29 1/2″	30 1/16″	31 1/2″	22″	27 1/2″
BO36AC	33″	27″	21″	32 1/2″	33 1/16″	34 1/2″	22″	27 1/2″

*Decreased Appliance Opening Width can vary in 1/16″ increments by piecing in frame material.

**Increased Appliance Opening Width can vary in 1/16″ increments by cutting out the frame stiles.

***Appliance Opening Height could have a variance of 1/16″. By changing openings, it may require the door/drawer openings to change.

****Top Frame cross rail can be removed during field installation if cabinet is properly installed between two adjacent cabinets, increasing the maximum height to 28 1/2″.

Door & Drawer Options

AF	CC	CG	GAMD	HC	IFHG	MC	MD	MFO	PRMD	SHMD	SPLITDR	SPLITDRWS

End Panel Options

AUTH	CSFPE[1]	EXBK	EXDN	FL/FR	FPE	INTGE[1]	IPE[1]
✓	✓	✓		✓	✓	✓	✓

Custom Modification Options

ADD_SHLF	ADDTK	ADRW	ATTTK	BVR	CBO	CCO	CFNTO	CFP	CFRMO	CLIP	CND	CSDGBK	DRWTK[2]	EX	EX_OL	FLUT[3]	FTK	ID
										✓		✓	✓	✓	✓	✓	✓	✓

IH	IW[4]	MIP	OBRB	PFINBTMB	RD	RECTK[4]	RH	ROSFLUT	RT	SCPDRW	TD	TKP[4]	TVR	VTK[4]	WS	WTCD	WTKCUP	WTR
	✓	✓	✓		✓	✓		✓				✓		✓	✓			✓

[1] Not available when cut-out width is greater than standard.
[2] Not available on 36″ wide.
[3] 6″ fluting not available on 27″ wide. 6″ fluting both only available on 36″ wide.
[4] Not available on 36″ wide.

Base Oven Cabinets

BASE OVEN CABINET with LOWER DRAWER, 34 1/2″ HIGH, 24″ DEEP

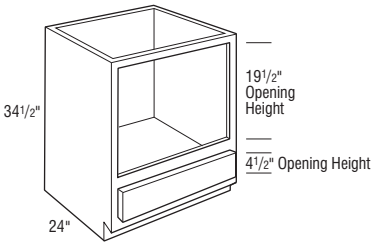

Specify appliance opening dimensions:

BO_ _LD

Base Oven Cabinet with Lower Drawer

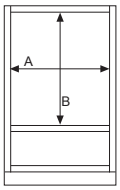

Appliance Opening Dimensions:

A _____

B _____

NOTE:

See chart for specific model appliance opening limitations.

Cabinet appliance openings may vary with modifications (i.e. clipped corner modification reduces maximum cut-out width by 3″ per clipped corner).

	Cubic Feet	1		2		3		4		5		6		7	
BO27LD	15.7	1362		1428		1477		1557		1650		1803		1956	
BO30LD	17.4	1441		1508		1564		1648		1746		1907		2068	
BO33LD	19.0	1540		1613		1672		1759		1866		2037		2208	
BO36LD	20.7	1640		1700		1751		1829		1917		2064		2211	

- Includes floor between oven and drawer section.
- Maintain 3″ rail above drawer for full overlay clearance.
- Specify cut-out size.
- When Beaded Inset is ordered, the cabinet should be ordered to the appropriate width using the 1/4″ width modification instead of using the piece-in or cut-out applications.
- Reduced Depths available in 1/4″ increments from 12″ to 23 3/4″.
- Ordering Maximum Width Cut-out on cabinet will change end panel thickness from 1/2″ to 3/8″ for non-flush ends, and from 5/8″ to 1/2″ for flush ends.

	Standard Appliance Opening		Decreased Appliance Opening Width*		Increased Appliance Opening Width**		Appliance Opening Height***	
	Width (A)	Height (B)	Min. Width (A)	Max. Width (A)	Min. Width (A)	Max. Width (A)	Min. Height (B)	Max. Height (B)
BO27LD	24″	19 1/2″	12″	23 1/2″	24 1/16″	25 1/2″	16″	21″
BO30LD	27″	19 1/2″	15″	26 1/2″	27 1/16″	28 1/2″	16″	21″
BO33LD	30″	19 1/2″	18″	29 1/2″	30 1/16″	31 1/2″	16″	21″
BO36LD	33″	19 1/2″	21″	32 1/2″	33 1/16″	34 1/2″	16″	21″

*Decreased Appliance Opening Width can vary in 1/16″ increments by piecing in frame material.

**Increased Appliance Opening Width can vary in 1/16″ increments by cutting out the frame stiles.

***Appliance Opening Height could have a variance of 1/16″. By changing openings, it may require the door/drawer openings to change.

Door & Drawer Options

AF	CC	CG	GAMD	HC	IFHG	MC	MD	MFO	PRMD	SHMD	SPLITDR	SPLITDRWS

End Panel Options

AUTH	CSFPE[1]	EXBK	EXDN	FL/FR	FPE	INTGE[1]	IPE[1]
✓	✓	✓		✓	✓	✓	✓

Custom Modification Options

ADD_SHLF	ADDTK	ADRW	ATTTK	BVR	CBO	CCO	CFNTO	CFP	CFRMO	CLIP	CND	CSDGBK	DRWTK[2]	EX	EX_OL	FLUT	FTK	ID
					✓	✓	✓		✓	✓		✓	✓	✓	✓	✓	✓	✓

IH	IW[3]	MIP	OBRB	PFINBTMB	RD	RECTK[3]	RH	ROSFLUT	RT	SCPDRW	TD	TKP[3]	TVR[4]	VTK[3]	WS	WTCD	WTKCUP	WTR[4]
	✓	✓	✓		✓	✓		✓				✓	✓	✓	✓			✓

[1] Not available when cut-out width is greater than standard.
[2] Only available on 30″ wide.
[3] Not available on 36″ wide.
[4] Not available on 27″ wide.

IH/RH availability charts starting on page G•40.
IW/RW availability charts starting on page G•46.

TALL BUILT-IN MICROWAVE CABINET, 84″, 87″, or 90″ HIGH, 24″ DEEP

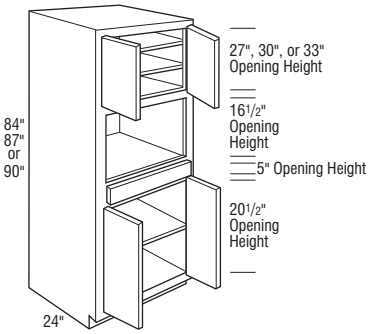

Specify appliance opening dimensions:

OCM_ _AC
Microwave

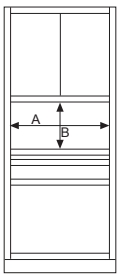

Appliance Opening Dimensions:

A _____

B _____

NOTE:
See chart for specific model appliance opening limitations.

Cabinet appliance openings may vary with modifications (i.e. clipped corner modification reduces maximum cut-out width by 3″ per clipped corner).

	Cubic Feet	1	2	3	4	5	6	7
OCM278424AC	37.4	3330	3495	3622	3825	4028	4394	4760
OCM308424AC	41.3	3611	3784	3916	4132	4356	4758	5160
OCM338424AC	45.2	3827	4013	4149	4382	4621	5045	5469
OCM368424AC	49.2	4093	4293	4440	4688	4942	5399	5856
OCM398424AC	53.1	4335	4543	4698	4959	5227	5710	6193
OCM278724AC	38.7	3640	3820	3957	4174	4403	4808	5213
OCM308724AC	42.8	3916	4106	4247	4483	4724	5158	5592
OCM338724AC	46.8	4149	4351	4499	4747	5006	5468	5930
OCM368724AC	50.9	4416	4634	4792	5058	5330	5819	6308
OCM398724AC	55.0	4698	4927	5094	5376	5664	6188	6712
OCM279024AC	40.0	3951	4143	4292	4531	4778	5221	5664
OCM309024AC	44.2	4220	4427	4576	4828	5088	5555	6022
OCM339024AC	48.4	4469	4691	4848	5118	5394	5889	6384
OCM369024AC	52.6	4739	4972	5140	5423	5715	6242	6769
OCM399024AC	56.8	5063	5308	5489	5794	6100	6666	7232

- Specify cut-out size.
- When Beaded Inset is ordered, the cabinet should be ordered to the appropriate width using the 1/4″ width modification instead of using the piece-in or cut-out applications.
- Cabinet openings are subject to change based on the cut-out. Please review the acknowledged drawing.
- Two adjustable shelves in upper section and one adjustable shelf on the bottom.
- Increased Depths available in 1/4″ increments from 24 1/4″ to 30″.
- Reduced Depths available in 1/4″ increments from 12″ to 23 3/4″.
- Ordering Maximum Width Cut-out on cabinet will change end panel thickness from 1/2″ to 3/8″ for non-flush ends, and from 5/8″ to 1/2″ for flush ends.

	Standard Appliance Opening		Decreased Appliance Opening Width*		Increased Appliance Opening Width**		Appliance Opening Height***	
	Width (A)	Height (B)	Min. Width (A)	Max. Width (A)	Min. Width (A)	Max. Width (A)	Min. Height (B)	Max. Height (B)
OCM278424AC	24″	16 1/2″	12″	23 1/2″	24 1/16″	25 1/2″	12″	23 1/2″
OCM308424AC	27″	16 1/2″	15″	26 1/2″	27 1/16″	28 1/2″	12″	23 1/2″
OCM338424AC	30″	16 1/2″	18″	29 1/2″	30 1/16″	31 1/2″	12″	23 1/2″
OCM368424AC	33″	16 1/2″	21″	32 1/2″	33 1/16″	34 1/2″	12″	23 1/2″
OCM398424AC	36″	16 1/2″	24″	35 1/2″	36 1/16″	37 1/2″	12″	23 1/2″
OCM278724AC	24″	16 1/2″	12″	23 1/2″	24 1/16″	25 1/2″	12″	23 1/2″
OCM308724AC	27″	16 1/2″	15″	26 1/2″	27 1/16″	28 1/2″	12″	23 1/2″
OCM338724AC	30″	16 1/2″	18″	29 1/2″	30 1/16″	31 1/2″	12″	23 1/2″
OCM368724AC	33″	16 1/2″	21″	32 1/2″	33 1/16″	34 1/2″	12″	23 1/2″
OCM398724AC	36″	16 1/2″	24″	35 1/2″	36 1/16″	37 1/2″	12″	23 1/2″
OCM279024AC	24″	16 1/2″	12″	23 1/2″	24 1/16″	25 1/2″	12″	23 1/2″
OCM309024AC	27″	16 1/2″	15″	26 1/2″	27 1/16″	28 1/2″	12″	23 1/2″
OCM339024AC	30″	16 1/2″	18″	29 1/2″	30 1/16″	31 1/2″	12″	23 1/2″
OCM369024AC	33″	16 1/2″	21″	32 1/2″	33 1/16″	34 1/2″	12″	23 1/2″
OCM399024AC	36″	16 1/2″	24″	35 1/2″	36 1/16″	37 1/2″	12″	23 1/2″

*Decreased Appliance Opening Width can vary in 1/16″ increments by piecing in frame material.

**Increased Appliance Opening Width can vary in 1/16″ increments by cutting out the frame stiles.

***Appliance Opening Height could have a variance of 1/16″. By changing openings, it may require the door/drawer openings to change.

Door & Drawer Options

AF	CC	CG	GAMD	HC	IFHG	MC	MD	MFO	PRMD	SHMD[1]	SPLITDR	SPLITDRWS
		✓	✓		✓		✓	✓	✓	✓	✓	

End Panel Options

AUTH	CSFPE[2]	EXBK	EXDN	FL/FR	FPE	INTGE[2]	IPE[2]
✓	✓	✓		✓	✓	✓	✓

Custom Modification Options

ADD_SHLF	ADDTK	ADRW	ATTTK	BVR	CBO	CCO	CFNTO	CFP	CFRMO	CLIP	CND	CSDGBK	DRWTK[3]	EX	EX_OL	FLUT[4]	FTK	ID
					✓	✓	✓		✓	✓	✓	✓	✓	✓	✓	✓	✓	✓

IH	IW[5]	MIP	OBRB	PFINBTMB	RD	RECTK	RH	ROSFLUT	RT	SCPDRW	TD	TKP	TVR	VTK	WS	WTCD	WTKCUP	WTR
✓	✓	✓	✓		✓	✓		✓	✓		✓	✓	✓	✓	✓			✓

[1] Only available on top section.
[2] Not available when cut-out width is greater than standard.
[3] Not available on units over 36″ wide.
[4] Not available with 6″ fluting.
[5] Not available on 39″ wide.

Tall Microwave Cabinets

TALL BUILT-IN MICROWAVE CABINET, 93″ or 96″ HIGH, 24″ DEEP

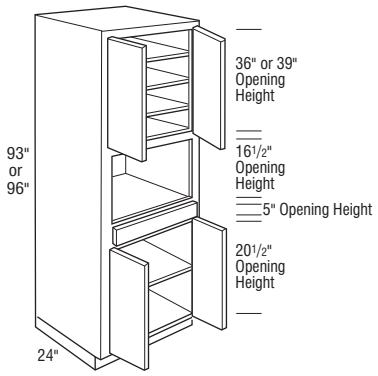

Specify appliance opening dimensions:

OCM_ _AC

Microwave

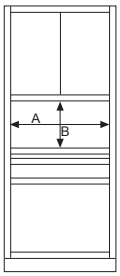

Appliance Opening Dimensions:

A _____

B _____

NOTE:

See chart for specific model appliance opening limitations.

Cabinet appliance openings may vary with modifications (i.e. clipped corner modification reduces maximum cut-out width by 3″ per clipped corner).

	Cubic Feet	1		2		3		4		5		6		7	
OCM279324AC	41.3	4058		4256		4408		4650		4908		5362		5816	
OCM309324AC	45.7	4366		4579		4737		4998		5265		5752		6239	
OCM339324AC	50.0	4628		4852		5019		5298		5579		6096		6613	
OCM369324AC	54.3	4902		5145		5324		5615		5912		6463		7014	
OCM399324AC	58.7	5238		5494		5685		5998		6318		6905		7492	

- Includes two adjustable shelves in upper section and one adjustable shelf on the bottom.

OCM279624AC	42.6	4168		4371		4531		4777		5038		5500		5962	
OCM309624AC	47.1	4507		4732		4896		5164		5441		5948		6455	
OCM339624AC	51.6	4780		5014		5193		5477		5765		6305		6845	
OCM369624AC	56.1	5067		5314		5501		5804		6113		6680		7247	
OCM399624AC	60.6	5410		5676		5878		6201		6529		7140		7751	

- Includes three adjustable shelves in upper section and one adjustable shelf on the bottom.
- Flush Toekick modification not available in conjunction with Wide Top Rail unless loose Flush Toekick is specified.

Notes below apply to all products in section above:

- Specify cut-out size.
- When Beaded Inset is ordered, the cabinet should be ordered to the appropriate width using the 1/4″ width modification instead of using the piece-in or cut-out applications.
- Cabinet openings are subject to change based on the cut-out. Please review the acknowledged drawing.
- Shipped with loose toe space unless Attach Toekick or Flush Toekick is specified.
- Increased Depths available in 1/4″ increments from 24 1/4″ to 30″.
- Reduced Depths available in 1/4″ increments from 12″ to 23 3/4″.
- Ordering Maximum Width Cut-out on cabinet will change end panel thickness from 1/2″ to 3/8″ for non-flush ends, and from 5/8″ to 1/2″ for flush ends.

	Standard Appliance Opening		Decreased Appliance Opening Width*		Increased Appliance Opening Width**		Appliance Opening Height***	
	Width (A)	Height (B)	Min. Width (A)	Max. Width (A)	Min. Width (A)	Max. Width (A)	Min. Height (B)	Max. Height (B)
OCM279324AC	24″	16 1/2″	12″	23 1/2″	24 1/16″	25 1/2″	12″	23 1/2″
OCM309324AC	27″	16 1/2″	15″	26 1/2″	27 1/16″	28 1/2″	12″	23 1/2″
OCM339324AC	30″	16 1/2″	18″	29 1/2″	30 1/16″	31 1/2″	12″	23 1/2″
OCM369324AC	33″	16 1/2″	21″	32 1/2″	33 1/16″	34 1/2″	12″	23 1/2″
OCM399324AC	36″	16 1/2″	24″	35 1/2″	36 1/16″	37 1/2″	12″	23 1/2″
OCM279624AC	24″	16 1/2″	12″	23 1/2″	24 1/16″	25 1/2″	12″	23 1/2″
OCM309624AC	27″	16 1/2″	15″	26 1/2″	27 1/16″	28 1/2″	12″	23 1/2″
OCM339624AC	30″	16 1/2″	18″	29 1/2″	30 1/16″	31 1/2″	12″	23 1/2″
OCM369624AC	33″	16 1/2″	21″	32 1/2″	33 1/16″	34 1/2″	12″	23 1/2″
OCM399624AC	36″	16 1/2″	24″	35 1/2″	36 1/16″	37 1/2″	12″	23 1/2″

*Decreased Appliance Opening Width can vary in 1/16″ increments by piecing in frame material.

**Increased Appliance Opening Width can vary in 1/16″ increments by cutting out the frame stiles.

***Appliance Opening Height could have a variance of 1/16″. By changing openings, it may require the door/drawer openings to change.

Door & Drawer Options

AF	CC	CG	GAMD	HC	IFHG	MC	MD	MFO	PRMD	SHMD[1]	SPLITDR	SPLITDRWS
		✓	✓		✓		✓	✓	✓	✓	✓	

End Panel Options

AUTH	CSFPE[2]	EXBK	EXDN	FL/FR	FPE	INTGE[2]	IPE[2]
✓	✓	✓		✓	✓	✓	✓

Custom Modification Options

ADD_SHLF	ADDTK	ADRW	ATTTK	BVR	CBO	CCO	CFNTO	CFP	CFRMO	CLIP	CND	CSDGBK	DRWTK[3]	EX	EX_OL	FLUT[4]	FTK	ID
			✓		✓	✓	✓		✓	✓	✓	✓	✓	✓	✓	✓	✓	✓

IH	IW[5]	MIP	OBRB	PFINBTMB	RD	RECTK	RH	ROSFLUT	RT	SCPDRW	TD	TKP	TVR	VTK	WS	WTCD	WTKCUP	WTR
	✓	✓	✓		✓	✓		✓	✓		✓		✓	✓	✓			✓

[1] Only available on top section.
[2] Not available when cut-out width is greater than standard.
[3] Not available on units over 36″ wide and only available when used in conjunction with attach toekick modification.
[4] Not available with 6″ fluting.
[5] Not available on 39″ wide.

IH/RH availability charts starting on page G•40.
IW/RW availability charts starting on page G•46.

TALL BUILT-IN MICROWAVE CABINET, 102″ or 108″ HIGH, 24″ DEEP

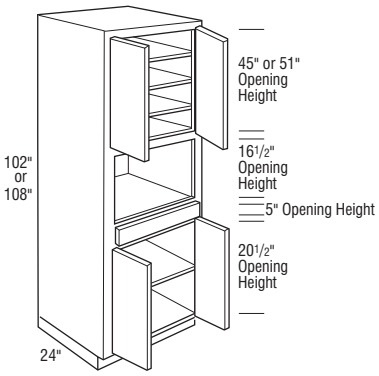

Specify appliance opening dimensions:

OCM_ _AC

Microwave

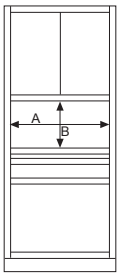

Appliance Opening Dimensions:

A _____

B _____

NOTE:

See chart for specific model appliance opening limitations.

Cabinet appliance openings may vary with modifications (i.e. clipped corner modification reduces maximum cut-out width by 3″ per clipped corner).

	Cubic Feet	1	2	3	4	5	6	7
OCM2710224AC	61.9	7158	7440	7662	8003	8365	9006	9647
OCM3010224AC	67.5	7628	7941	8168	8540	8924	9628	10332
OCM3310224AC	73.1	8007	8332	8580	8974	9374	10123	10872
OCM3610224AC	78.8	8405	8748	9008	9428	9857	10644	11431
OCM3910224AC	84.4	8881	9250	9531	9979	10434	11282	12130
OCM2710824AC	65.3	7945	8258	8505	8883	9285	9997	10709
OCM3010824AC	71.3	8468	8814	9067	9479	9906	10687	11468
OCM3310824AC	77.2	8888	9248	9524	9962	10405	11237	12069
OCM3610824AC	83.1	9330	9710	9998	10465	10941	11814	12687
OCM3910824AC	89.1	9858	10268	10579	11077	11582	12523	13464

- Specify cut-out size.
- When Beaded Inset is ordered, the cabinet should be ordered to the appropriate width using the 1/4″ width modification instead of using the piece-in or cut-out applications.
- Cabinet openings are subject to change based on the cut-out. Please review the acknowledged drawing.
- Shipped with loose toe space unless Attach Toekick or Flush Toekick is specified.
- Units include three adjustable shelves in upper section and one adjustable shelf on the bottom.
- Increased Depths available in 1/4″ increments from 24 1/4″ to 26″.
- Reduced Depths available in 1/4″ increments from 12″ to 23 3/4″.
- Finish Flushed Ends standard.

	Standard Appliance Opening		Decreased Appliance Opening Width*		Increased Appliance Opening Width**		Appliance Opening Height***	
	Width (A)	Height (B)	Min. Width (A)	Max. Width (A)	Min. Width (A)	Max. Width (A)	Min. Height (B)	Max. Height (B)
OCM2710224AC	24″	16 1/2″	12″	23 1/2″	24 1/16″	25″	12″	23 1/2″
OCM3010224AC	27″	16 1/2″	15″	26 1/2″	27 1/16″	28″	12″	23 1/2″
OCM3310224AC	30″	16 1/2″	18″	29 1/2″	30 1/16″	31″	12″	23 1/2″
OCM3610224AC	33″	16 1/2″	21″	32 1/2″	33 1/16″	34″	12″	23 1/2″
OCM3910224AC	36″	16 1/2″	24″	35 1/2″	36 1/16″	37″	12″	23 1/2″
OCM2710824AC	24″	16 1/2″	12″	23 1/2″	24 1/16″	25″	12″	23 1/2″
OCM3010824AC	27″	16 1/2″	15″	26 1/2″	27 1/16″	28″	12″	23 1/2″
OCM3310824AC	30″	16 1/2″	18″	29 1/2″	30 1/16″	31″	12″	23 1/2″
OCM3610824AC	33″	16 1/2″	21″	32 1/2″	33 1/16″	34″	12″	23 1/2″
OCM3910824AC	36″	16 1/2″	24″	35 1/2″	36 1/16″	37″	12″	23 1/2″

*Decreased Appliance Opening Width can vary in 1/16″ increments by piecing in frame material.

**Increased Appliance Opening Width can vary in 1/16″ increments by cutting out the frame stiles.

***Appliance Opening Height could have a variance of 1/16″. By changing openings, it may require the door/drawer openings to change.

Door & Drawer Options

AF	CC	CG	GAMD	HC	IFHG	MC	MD	MFO	PRMD	SHMD[1]	SPLITDR	SPLITDRWS
		✓	✓		✓		✓	✓	✓	✓	✓	

End Panel Options

AUTH	CSFPE	EXBK[2]	EXDN	FL/FR	FPE	INTGE	IPE
✓		✓		✓			✓

Custom Modification Options

ADD_SHLF	ADDTK	ADRW	ATTTK	BVR	CBO	CCO	CFNTO	CFP	CFRMO	CLIP	CND	CSDGBK	DRWTK[3]	EX	EX_OL	FLUT[4]	FTK	ID
			✓		✓	✓	✓		✓		✓		✓	✓	✓	✓	✓	✓

IH[5]	IW[6]	MIP	OBRB	PFINBTMB	RD	RECTK	RH[5]	ROSFLUT[4]	RT	SCPDRW	TD[7]	TKP	TVR	VTK	WS	WTCD	WTKCUP	WTR
✓	✓				✓	✓	✓	✓	✓		✓	✓	✓	✓	✓			✓

[1] Only available on top section.
[2] This modification will allow the end to extend back to a maximum of 30″ deep.
[3] Not available on units over 36″ wide and only available when used in conjunction with attach toekick modification.
[4] Not available with 6″ fluting.
[5] Not available on 108″ high.
[6] Not available on 39″ wide.
[7] Only available on bottom section.

Oven Microwave Cabinets

OVEN MICROWAVE TRIMMABLE CABINET, 84″, 87″, or 90″ HIGH, 24″ DEEP

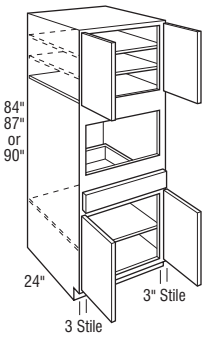

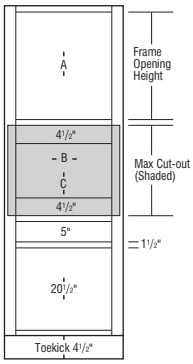

	Cubic Feet	1		2		3		4		5		6		7	
TBMWB278424AH	37.4	3330		3495		3622		3825		4028		4394		4760	
TBMWB308424AH	41.3	3611		3784		3916		4132		4356		4758		5160	
TBMWB338424AH	45.2	3827		4013		4149		4382		4621		5045		5469	
TBMWB368424AH	49.2	4093		4293		4440		4688		4942		5399		5856	
TBMWB398424AH	52.4	4335		4543		4698		4959		5227		5710		6193	
TBMWB278724	38.7	3640		3820		3957		4174		4403		4808		5213	
TBMWB308724	42.0	3916		4106		4247		4483		4724		5158		5592	
TBMWB338724	46.8	4149		4351		4499		4747		5006		5468		5930	
TBMWB368724	50.9	4416		4634		4792		5058		5330		5819		6308	
TBMWB398724	54.3	4698		4927		5094		5376		5664		6188		6712	
TBMWB279024	40.0	3951		4143		4292		4531		4778		5221		5664	
TBMWB309024	44.2	4220		4427		4576		4828		5088		5555		6022	
TBMWB339024	47.8	4469		4691		4848		5118		5394		5889		6384	
TBMWB369024	52.6	4739		4972		5140		5423		5715		6242		6769	
TBMWB399024	56.1	5063		5308		5489		5794		6100		6666		7232	

- AH represents upper section alignment with doors on 24″ or 27″ high cabinets.
- All top and bottom cross rails are 1 1/2″ wide.
- Includes two adjustable shelves in upper section and one adjustable shelf on the bottom.
- Cabinet installation kit will not be included when depth is modified.
- A cabinet installation kit will be provided.
- Oven cabinet cut-out is shaded in gray and is cut out on job site.
- Increased Heights modification will increase the height of the upper cabinet section. The bottom section will retain its original height.

	A Frame Opening Height	B Cut-out Width		C Cut-out Height		Door Height (Upper Section)
		Min.	Max.	Min.	Max.	Full Overlay
TBMWB278424AH	24″	21″	25 1/2″	13 1/2″	22 1/2″	26 1/2″
TBMWB308424AH	24″	24″	28 1/2″	13 1/2″	22 1/2″	26 1/2″
TBMWB338424AH	24″	27″	31 1/2″	13 1/2″	22 1/2″	26 1/2″
TBMWB368424AH	24″	30″	34 1/2″	13 1/2″	22 1/2″	26 1/2″
TBMWB398424AH	24″	33″	37 1/2″	13 1/2″	22 1/2″	26 1/2″
TBMWB278724	27″	21″	25 1/2″	13 1/2″	22 1/2″	29 1/2″
TBMWB308724	27″	24″	28 1/2″	13 1/2″	22 1/2″	29 1/2″
TBMWB338724	27″	27″	31 1/2″	13 1/2″	22 1/2″	29 1/2″
TBMWB368724	27″	30″	34 1/2″	13 1/2″	22 1/2″	29 1/2″
TBMWB398724	27″	33″	37 1/2″	13 1/2″	22 1/2″	29 1/2″
TBMWB279024	30″	21″	25 1/2″	13 1/2″	22 1/2″	32 1/2″
TBMWB309024	30″	24″	28 1/2″	13 1/2″	22 1/2″	32 1/2″
TBMWB339024	30″	27″	31 1/2″	13 1/2″	22 1/2″	32 1/2″
TBMWB369024	30″	30″	34 1/2″	13 1/2″	22 1/2″	32 1/2″
TBMWB399024	30″	33″	37 1/2″	13 1/2″	22 1/2″	32 1/2″

Maximum cut-out dimension will allow 1/4″ reveal for doors and drawer fronts on full overlay for trim kit face clearance.

Door & Drawer Options

AF	CC	CG	GAMD	HC	IFHG	MC	MD	MFO	PRMD	SHMD	SPLITDR	SPLITDRWS
		✓	✓		✓		✓	✓	✓	✓	✓	

End Panel Options

AUTH	CSFPE	EXBK	EXDN	FL/FR	FPE	INTGE	IPE
✓	✓	✓			✓	✓	✓

Custom Modification Options

ADD_SHLF	ADDTK	ADRW	ATTTK	BVR	CBO	CCO	CFNTO	CFP	CFRMO	CLIP	CND	CSDGBK	DRWTK[1]	EX	EX_OL	FLUT[2]	FTK	ID
					✓	✓	✓		✓	✓	✓	✓	✓	✓	✓	✓	✓	✓

IH	IW[3]	MIP	OBRB	PFINBTMB	RD	RECTK	RH	ROSFLUT	RT	SCPDRW	TD	TKP	TVR	VTK	WS	WTCD	WTKCUP	WTR
✓	✓	✓	✓		✓	✓		✓	✓		✓	✓	✓	✓	✓			✓

[1] Not available on units over 36″ wide.
[2] Not available with 6″ fluting.
[3] Not available on 39″ wide.

IH/RH availability charts starting on page G•40.
IW/RW availability charts starting on page G•46.

OVEN MICROWAVE TRIMMABLE CABINET, 93″ or 96″ HIGH, 24″ DEEP

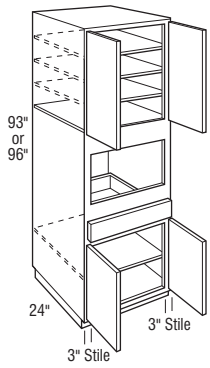

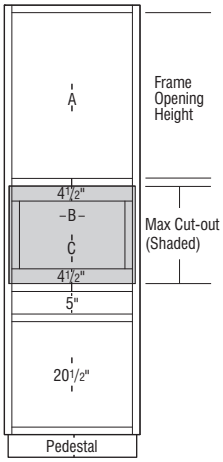

	Cubic Feet	1	2	3	4	5	6	7
TBMWB279324	41.3	4058	4256	4408	4650	4908	5362	5816
TBMWB309324	45.7	4366	4579	4737	4998	5265	5752	6239
TBMWB339324	50.0	4628	4852	5019	5298	5579	6096	6613
TBMWB369324	54.3	4902	5145	5324	5615	5912	6463	7014
TBMWB399324	57.9	5238	5494	5685	5998	6318	6905	7492

- Includes two adjustable shelves in upper section and one adjustable shelf on the bottom.

TBMWB279624	42.6	4168	4371	4531	4777	5038	5500	5962
TBMWB309624	47.1	4507	4732	4896	5164	5441	5948	6455
TBMWB339624	51.6	4780	5014	5193	5477	5765	6305	6845
TBMWB369624	56.1	5067	5314	5501	5804	6113	6680	7247
TBMWB399624	59.8	5410	5676	5878	6201	6529	7140	7751

- Includes three adjustable shelves in upper section and one adjustable shelf on the bottom.
- Flush toekick option not available in conjunction with Wide Top Rail unless loose Flush Toekick is specified.

Notes below apply to all products in section above:

- Shipped with loose toekick unless ATTTK or Flush Toekick is specified.
- Cabinet installation kit will not be included when depth is modified.
- A cabinet installation kit will be provided.
- Oven cabinet cut-out is shaded in gray and is cut out on job site.
- Increased Heights modification will increase the height of the upper cabinet section. The bottom section will retain its original height.

	A Frame Opening Height	B Cut-out Width		C Cut-out Height		Door Height (Upper Section)
		Min.	Max.	Min.	Max.	Full Overlay
TBMWB279324	33″	21″	25 1/2″	13 1/2″	22 1/2″	35 1/2″
TBMWB309324	33″	24″	28 1/2″	13 1/2″	22 1/2″	35 1/2″
TBMWB339324	33″	27″	31 1/2″	13 1/2″	22 1/2″	35 1/2″
TBMWB369324	33″	30″	34 1/2″	13 1/2″	22 1/2″	35 1/2″
TBMWB399324	33″	33″	37 1/2″	13 1/2″	22 1/2″	35 1/2″
TBMWB279624	36″	21″	25 1/2″	13 1/2″	22 1/2″	38 1/2″
TBMWB309624	36″	24″	28 1/2″	13 1/2″	22 1/2″	38 1/2″
TBMWB339624	36″	27″	31 1/2″	13 1/2″	22 1/2″	38 1/2″
TBMWB369624	36″	30″	34 1/2″	13 1/2″	22 1/2″	38 1/2″
TBMWB399624	36″	33″	37 1/2″	13 1/2″	22 1/2″	38 1/2″

Maximum cut-out dimension will allow 1/4″ reveal for doors and drawer fronts on full overlay for trim kit face clearance.

Door & Drawer Options

AF	CC	CG	GAMD	HC	IFHG	MC	MD	MFO	PRMD	SHMD	SPLITDR	SPLITDRWS
		✓	✓		✓		✓	✓	✓	✓	✓	

End Panel Options

AUTH	CSFPE	EXBK	EXDN	FL/FR	FPE	INTGE	IPE
✓	✓	✓			✓	✓	✓

Custom Modification Options

ADD_SHLF	ADDTK	ADRW	ATTTK	BVR	CBO	CCO	CFNTO	CFP	CFRMO	CLIP	CND	CSDGBK	DRWTK[1]	EX	EX_OL	FLUT[2]	FTK	ID
			✓		✓	✓	✓		✓	✓	✓	✓	✓	✓	✓	✓	✓	✓

IH[3]	IW[4]	MIP	OBRB	PFINBTMB	RD	RECTK	RH	ROSFLUT	RT	SCPDRW	TD	TKP	TVR	VTK	WS	WTCD	WTKCUP	WTR
✓	✓	✓	✓		✓	✓		✓	✓		✓		✓	✓	✓			✓

[1] Not available on units over 36″ wide and only available when used in conjunction with attach toekick modification.
[2] Not available with 6″ fluting.
[3] Not available on 96″ high.
[4] Not available on 39″ wide.

Oven Microwave Cabinets

BUILT-IN OVEN MICROWAVE CABINET, 84″ or 87″ HIGH, 24″ DEEP

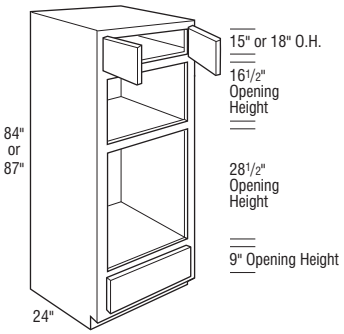

Specify appliance opening dimensions:

OMC_ _AC

Microwave/Single Oven

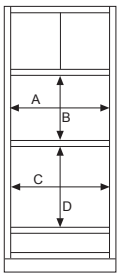

Appliance Opening Dimensions:

A _____

B _____

C _____

D _____

NOTE:

See chart for specific model appliance opening limitations.

Cabinet appliance openings may vary with modifications (i.e. clipped corner modification reduces maximum cut-out width by 3″ per clipped corner).

	Cubic Feet	1	2	3	4	5	6	7
OMC278424AC	37.4	2759	2893	2998	3165	3323	3633	3943
OMC308424AC	41.3	3289	3449	3570	3767	3969	4336	4703
OMC338424AC	45.2	3448	3619	3741	3951	4159	4547	4935
OMC368424AC	49.2	3791	3978	4117	4344	4576	5002	5428
OMC398424AC	53.1	3966	4159	4301	4544	4783	5228	5673
OMC278724AC	38.7	2997	3143	3256	3435	3607	3944	4281
OMC308724AC	42.8	3568	3741	3876	4087	4306	4704	5102
OMC338724AC	46.8	3704	3886	4024	4244	4466	4884	5302
OMC368724AC	50.9	4076	4275	4427	4669	4912	5372	5832
OMC398724AC	55.0	4258	4468	4628	4879	5135	5616	6097

- Specify cut-out size.
- When Beaded Inset is ordered, the cabinet should be ordered to the appropriate width using the 1/4″ width modification instead of using the piece-in or cut-out applications.
- Cabinet openings are subject to change based on the cut-out. Please review the acknowledged drawing.
- Increased Depths available in 1/4″ increments from 24 1/4″ to 30″.
- Reduced Depths available in 1/4″ increments from 12″ to 23 3/4″.
- Ordering Maximum Width Cut-out on cabinet will change end panel thickness from 1/2″ to 3/8″ for non-flush ends, and from 5/8″ to 1/2″ for flush ends.

Microwave	Standard Appliance Opening		Decreased Appliance Opening Width*		Increased Appliance Opening Width**		Appliance Opening Height***	
	Width (A)	Height (B)	Min. Width (A)	Max. Width (A)	Min. Width (A)	Max. Width (A)	Min. Height (B)	Max. Height (B)
OMC278424AC	24″	16 1/2″	12″	23 1/2″	24 1/16″	25 1/2″	14″	19 1/2″
OMC308424AC	27″	16 1/2″	15″	26 1/2″	27 1/16″	28 1/2″	14″	19 1/2″
OMC338424AC	30″	16 1/2″	18″	29 1/2″	30 1/16″	31 1/2″	14″	19 1/2″
OMC368424AC	33″	16 1/2″	21″	32 1/2″	33 1/16″	34 1/2″	14″	19 1/2″
OMC398424AC	36″	16 1/2″	24″	35 1/2″	36 1/16″	37 1/2″	14″	19 1/2″
OMC278724AC	24″	16 1/2″	12″	23 1/2″	24 1/16″	25 1/2″	14″	19 1/2″
OMC308724AC	27″	16 1/2″	15″	26 1/2″	27 1/16″	28 1/2″	14″	19 1/2″
OMC338724AC	30″	16 1/2″	18″	29 1/2″	30 1/16″	31 1/2″	14″	19 1/2″
OMC368724AC	33″	16 1/2″	21″	32 1/2″	33 1/16″	34 1/2″	14″	19 1/2″
OMC398724AC	36″	16 1/2″	24″	35 1/2″	36 1/16″	37 1/2″	14″	19 1/2″

*Decreased Appliance Opening Width can vary in 1/16″ increments by piecing in frame material.

**Increased Appliance Opening Width can vary in 1/16″ increments by cutting out the frame stiles.

***Appliance Opening Height could have a variance of 1/16″. By changing openings, it may require the door/drawer openings to change.

Oven	Standard Appliance Opening		Decreased Appliance Opening Width*		Increased Appliance Opening Width**		Appliance Opening Height***	
	Width (C)	Height (D)	Min. Width (C)	Max. Width (C)	Min. Width (C)	Max. Width (C)	Min. Height (D)	Max. Height (D)
OMC278424AC	24″	28 1/2″	12″	23 1/2″	24 1/16″	25 1/2″	25 1/2″	32 1/2″
OMC308424AC	27″	28 1/2″	15″	26 1/2″	27 1/16″	28 1/2″	25 1/2″	32 1/2″
OMC338424AC	30″	28 1/2″	18″	29 1/2″	30 1/16″	31 1/2″	25 1/2″	32 1/2″
OMC368424AC	33″	28 1/2″	21″	32 1/2″	33 1/16″	34 1/2″	25 1/2″	32 1/2″
OMC398424AC	36″	28 1/2″	24″	35 1/2″	36 1/16″	37 1/2″	25 1/2″	32 1/2″
OMC278724AC	24″	28 1/2″	12″	23 1/2″	24 1/16″	25 1/2″	25 1/2″	32 1/2″
OMC308724AC	27″	28 1/2″	15″	26 1/2″	27 1/16″	28 1/2″	25 1/2″	32 1/2″
OMC338724AC	30″	28 1/2″	18″	29 1/2″	30 1/16″	31 1/2″	25 1/2″	32 1/2″
OMC368724AC	33″	28 1/2″	21″	32 1/2″	33 1/16″	34 1/2″	25 1/2″	32 1/2″
OMC398724AC	36″	28 1/2″	24″	35 1/2″	36 1/16″	37 1/2″	25 1/2″	32 1/2″

Door & Drawer Options

AF	CC	CG	GAMD	HC	IFHG	MC	MD	MFO	PRMD	SHMD	SPLITDR	SPLITDRWS
		✓	✓		✓		✓	✓	✓	✓	✓	

End Panel Options

AUTH	CSFPE[1]	EXBK	EXDN	FL/FR	FPE	INTGE[1]	IPE[1]
✓	✓	✓		✓	✓	✓	✓

Custom Modification Options

ADD_SHLF	ADDTK	ADRW	ATTTK	BVR	CBO	CCO	CFNTO	CFP	CFRMO	CLIP	CND	CSDGBK	DRWTK[2]	EX	EX_OL	FLUT[3]	FTK	ID
					✓	✓	✓		✓	✓	✓	✓	✓	✓	✓	✓	✓	✓

IH	IW[4]	MIP	OBRB	PFINBTMB	RD	RECTK	RH	ROSFLUT	RT	SCPDRW	TD	TKP	TVR	VTK	WS	WTCD	WTKCUP	WTR
✓	✓	✓	✓		✓	✓		✓	✓		✓	✓	✓	✓	✓			✓

[1] Not available when cut-out width is greater than standard.
[2] Not available on units over 36″ wide.
[3] Not available with 6″ fluting.
[4] Not available on 39″ wide.

IH/RH availability charts starting on page G•40.
IW/RW availability charts starting on page G•46.

BUILT-IN OVEN MICROWAVE CABINET, 90″ HIGH, 24″ DEEP

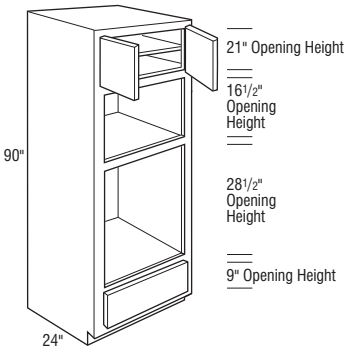

Specify appliance opening dimensions:

OMC_ _AC

Microwave/Single Oven

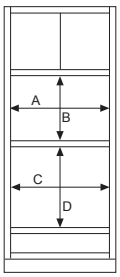

Appliance Opening Dimensions:

A _____

B _____

C _____

D _____

NOTE:

See chart for specific model appliance opening limitations.

Cabinet appliance openings may vary with modifications (i.e. clipped corner modification reduces maximum cut-out width by 3″ per clipped corner).

	Cubic Feet	1		2		3		4		5		6		7	
OMC279024AC	40.0	3235		3392		3512		3704		3892		4254		4616	
OMC309024AC	44.2	3847		4034		4179		4406		4641		5076		5511	
OMC339024AC	48.4	3961		4156		4303		4536		4771		5218		5665	
OMC369024AC	52.6	4356		4569		4734		4985		5244		5740		6236	
OMC399024AC	56.8	4553		4777		4949		5212		5483		6002		6521	

- Specify cut-out size.
- When Beaded Inset is ordered, the cabinet should be ordered to the appropriate width using the 1/4″ width modification instead of using the piece-in or cut-out applications.
- Cabinet openings are subject to change based on the cut-out. Please review the acknowledged drawing.
- 90″ high includes one adjustable shelf in upper section.
- Increased Depths available in 1/4″ increments from 24 1/4″ to 30″.
- Reduced Depths available in 1/4″ increments from 12″ to 23 3/4″.
- Ordering Maximum Width Cut-out on cabinet will change end panel thickness from 1/2″ to 3/8″ for non-flush ends, and from 5/8″ to 1/2″ for flush ends.

Microwave	Standard Appliance Opening		Decreased Appliance Opening Width*		Increased Appliance Opening Width**		Appliance Opening Height***	
	Width (A)	Height (B)	Min. Width (A)	Max. Width (A)	Min. Width (A)	Max. Width (A)	Min. Height (B)	Max. Height (B)
OMC279024AC	24″	16 1/2″	12″	23 1/2″	24 1/16″	25 1/2″	14″	19 1/2″
OMC309024AC	27″	16 1/2″	15″	26 1/2″	27 1/16″	28 1/2″	14″	19 1/2″
OMC339024AC	30″	16 1/2″	18″	29 1/2″	30 1/16″	31 1/2″	14″	19 1/2″
OMC369024AC	33″	16 1/2″	21″	32 1/2″	33 1/16″	34 1/2″	14″	19 1/2″
OMC399024AC	36″	16 1/2″	24″	35 1/2″	36 1/16″	37 1/2″	14″	19 1/2″

*Decreased Appliance Opening Width can vary in 1/16″ increments by piecing in frame material.

**Increased Appliance Opening Width can vary in 1/16″ increments by cutting out the frame stiles.

***Appliance Opening Height could have a variance of 1/16″. By changing openings, it may require the door/drawer openings to change.

Oven	Standard Appliance Opening		Decreased Appliance Opening Width*		Increased Appliance Opening Width**		Appliance Opening Height***	
	Width (C)	Height (D)	Min. Width (C)	Max. Width (C)	Min. Width (C)	Max. Width (C)	Min. Height (D)	Max. Height (D)
OMC279024AC	24″	28 1/2″	12″	23 1/2″	24 1/16″	25 1/2″	25 1/2″	32 1/2″
OMC309024AC	27″	28 1/2″	15″	26 1/2″	27 1/16″	28 1/2″	25 1/2″	32 1/2″
OMC339024AC	30″	28 1/2″	18″	29 1/2″	30 1/16″	31 1/2″	25 1/2″	32 1/2″
OMC369024AC	33″	28 1/2″	21″	32 1/2″	33 1/16″	34 1/2″	25 1/2″	32 1/2″
OMC399024AC	36″	28 1/2″	24″	35 1/2″	36 1/16″	37 1/2″	25 1/2″	32 1/2″

Door & Drawer Options

AF	CC	CG	GAMD	HC	IFHG	MC	MD	MFO	PRMD	SHMD	SPLITDR	SPLITDRWS
		✓	✓		✓		✓	✓	✓	✓	✓	

End Panel Options

AUTH	CSFPE[1]	EXBK	EXDN	FL/FR	FPE	INTGE[1]	IPE[1]
✓	✓	✓		✓	✓	✓	✓

Custom Modification Options

ADD_SHLF	ADDTK	ADRW	ATTTK	BVR	CBO	CCO	CFNTO	CFP	CFRMO	CLIP	CND	CSDGBK	DRWTK[2]	EX	EX_OL	FLUT[3]	FTK	ID
					✓	✓	✓		✓	✓	✓	✓	✓	✓	✓	✓	✓	✓

IH	IW[4]	MIP	OBRB	PFINBTMB	RD	RECTK	RH	ROSFLUT	RT	SCPDRW	TD	TKP	TVR	VTK	WS	WTCD	WTKCUP	WTR
✓	✓	✓	✓		✓	✓		✓	✓		✓	✓	✓	✓	✓			✓

[1] Not available when cut-out width is greater than standard.
[2] Not available on units over 36″ wide.
[3] Not available with 6″ fluting.
[4] Not available on 39″ wide.

Oven Microwave Cabinets

BUILT-IN OVEN MICROWAVE CABINET, 93″ or 96″ HIGH, 24″ DEEP

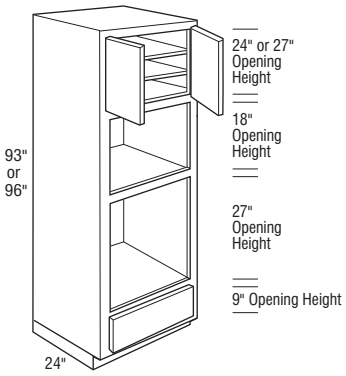

Specify appliance opening dimensions:

OMC_ _AC

Microwave/Single Oven

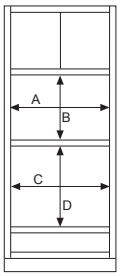

Appliance Opening Dimensions:

A _____

B _____

C _____

D _____

NOTE:

See chart for specific model appliance opening limitations.

Cabinet appliance openings may vary with modifications (i.e. clipped corner modification reduces maximum cut-out width by 3″ per clipped corner).

	Cubic Feet	1	2	3	4	5	6	7
OMC279324AC	41.3	3340	3502	3629	3828	4025	4402	4779
OMC309324AC	45.7	3976	4170	4322	4557	4800	5248	5696
OMC339324AC	50.0	4131	4335	4491	4737	4979	5448	5917
OMC369324AC	54.3	4545	4768	4938	5210	5477	5992	6507
OMC399324AC	58.7	4750	4982	5162	5446	5723	6263	6803

- Includes one adjustable shelf in upper section.

OMC279624AC	42.6	3448	3619	3741	3951	4159	4547	4935
OMC309624AC	47.1	4106	4308	4461	4704	4958	5419	5880
OMC339624AC	51.6	4304	4509	4676	4935	5186	5672	6158
OMC369624AC	56.1	4735	4964	5142	5430	5704	6241	6778
OMC399624AC	60.6	4950	5191	5375	5676	5964	6522	7080

- Includes two adjustable shelves in upper section.
- Flush Toekick modification not available in conjunction with Wide Top Rail unless loose Flush Toekick is specified.

Notes below apply to all products in section above:

- Specify cut-out size.
- When Beaded Inset is ordered, the cabinet should be ordered to the appropriate width using the 1/4″ width modification instead of using the piece-in or cut-out applications.
- Cabinet openings are subject to change based on the cut-out. Please review the acknowledged drawing.
- Shipped with loose toe space unless Attach Toekick or Flush Toekick is specified.
- Increased Depths available in 1/4″ increments from 24 1/4″ to 30″.
- Reduced Depths available in 1/4″ increments from 12″ to 23 3/4″.
- Ordering Maximum Width Cut-out on cabinet will change end panel thickness from 1/2″ to 3/8″ for non-flush ends, and from 5/8″ to 1/2″ for flush ends.

Microwave	Standard Appliance Opening		Decreased Appliance Opening Width*		Increased Appliance Opening Width**		Appliance Opening Height***	
	Width (A)	Height (B)	Min. Width (A)	Max. Width (A)	Min. Width (A)	Max. Width (A)	Min. Height (B)	Max. Height (B)
OMC279324AC	24″	18″	12″	23 1/2″	24 1/16″	25 1/2″	14″	19 1/2″
OMC309324AC	27″	18″	15″	26 1/2″	27 1/16″	28 1/2″	14″	19 1/2″
OMC339324AC	30″	18″	18″	29 1/2″	30 1/16″	31 1/2″	14″	19 1/2″
OMC369324AC	33″	18″	21″	32 1/2″	33 1/16″	34 1/2″	14″	19 1/2″
OMC399324AC	36″	18″	24″	35 1/2″	36 1/16″	37 1/2″	14″	19 1/2″
OMC279624AC	24″	18″	12″	23 1/2″	24 1/16″	25 1/2″	14″	19 1/2″
OMC309624AC	27″	18″	15″	26 1/2″	27 1/16″	28 1/2″	14″	19 1/2″
OMC339624AC	30″	18″	18″	29 1/2″	30 1/16″	31 1/2″	14″	19 1/2″
OMC369624AC	33″	18″	21″	32 1/2″	33 1/16″	34 1/2″	14″	19 1/2″
OMC399624AC	36″	18″	24″	35 1/2″	36 1/16″	37 1/2″	14″	19 1/2″

*Decreased Appliance Opening Width can vary in 1/16″ increments by piecing in frame material.

**Increased Appliance Opening Width can vary in 1/16″ increments by cutting out the frame stiles.

***Appliance Opening Height could have a variance of 1/16″. By changing openings, it may require the door/drawer openings to change.

Oven	Standard Appliance Opening		Decreased Appliance Opening Width*		Increased Appliance Opening Width**		Appliance Opening Height***	
	Width (C)	Height (D)	Min. Width (C)	Max. Width (C)	Min. Width (C)	Max. Width (C)	Min. Height (D)	Max. Height (D)
OMC279324AC	24″	27″	12″	23 1/2″	24 1/16″	25 1/2″	25 1/2″	32 1/2″
OMC309324AC	27″	27″	15″	26 1/2″	27 1/16″	28 1/2″	25 1/2″	32 1/2″
OMC339324AC	30″	27″	18″	29 1/2″	30 1/16″	31 1/2″	25 1/2″	32 1/2″
OMC369324AC	33″	27″	21″	32 1/2″	33 1/16″	34 1/2″	25 1/2″	32 1/2″
OMC399324AC	36″	27″	24″	35 1/2″	36 1/16″	37 1/2″	25 1/2″	32 1/2″
OMC279624AC	24″	27″	12″	23 1/2″	24 1/16″	25 1/2″	25 1/2″	32 1/2″
OMC309624AC	27″	27″	15″	26 1/2″	27 1/16″	28 1/2″	25 1/2″	32 1/2″
OMC339624AC	30″	27″	18″	29 1/2″	30 1/16″	31 1/2″	25 1/2″	32 1/2″
OMC369624AC	33″	27″	21″	32 1/2″	33 1/16″	34 1/2″	25 1/2″	32 1/2″
OMC399624AC	36″	27″	24″	35 1/2″	36 1/16″	37 1/2″	25 1/2″	32 1/2″

Door & Drawer Options

AF	CC	CG	GAMD	HC	IFHG	MC	MD	MFO	PRMD	SHMD	SPLITDR	SPLITDRWS
		✓	✓		✓		✓	✓	✓	✓	✓	

End Panel Options

AUTH	CSFPE[1]	EXBK	EXDN	FL/FR	FPE	INTGE[1]	IPE[1]
✓	✓	✓		✓	✓	✓	✓

Custom Modification Options

ADD_SHLF	ADDTK	ADRW	ATTTK	BVR	CBO	CCO	CFNTO	CFP	CFRMO	CLIP	CND	CSDGBK	DRWTK[2]	EX	EX_OL	FLUT[3]	FTK	ID
			✓		✓	✓	✓		✓	✓	✓	✓	✓	✓	✓	✓	✓	✓

IH	IW[4]	MIP	OBRB	PFINBTMB	RD	RECTK	RH	ROSFLUT	RT	SCPDRW	TD	TKP	TVR	VTK	WS	WTCD	WTKCUP	WTR
	✓	✓	✓		✓	✓		✓	✓		✓		✓	✓	✓			✓

[1] Not available when cut-out width is greater than standard.
[2] Not available on units over 36″ wide and only available when used in conjunction with attach toekick modification.
[3] Not available with 6″ fluting.
[4] Not available on 39″ wide.

IH/RH availability charts starting on page G•40.
IW/RW availability charts starting on page G•46.

BUILT-IN OVEN MICROWAVE CABINET, 102″ HIGH, 24″ DEEP

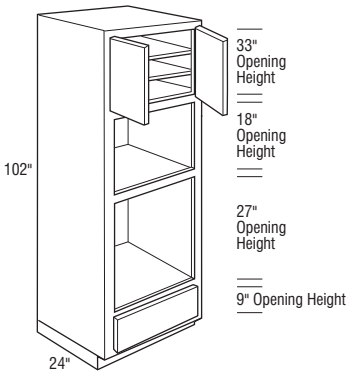

Specify appliance opening dimensions:

OMC_ _AC

Microwave/Single Oven

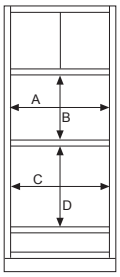

Appliance Opening Dimensions:

A _____

B _____

C _____

D _____

NOTE:

See chart for specific model appliance opening limitations.

Cabinet appliance openings may vary with modifications (i.e. clipped corner modification reduces maximum cut-out width by 3″ per clipped corner).

	Cubic Feet	1	2	3	4	5	6	7
OMC2710224AC	61.9	6159	6396	6566	6857	7146	7684	8222
OMC3010224AC	67.5	7072	7352	7565	7902	8254	8894	9534
OMC3310224AC	73.1	7347	7631	7863	8222	8571	9245	9919
OMC3610224AC	78.8	7945	8263	8510	8909	9289	10034	10779
OMC3910224AC	84.4	8243	8578	8833	9250	9650	10424	11198

- Specify cut-out size.
- When Beaded Inset is ordered, the cabinet should be ordered to the appropriate width using the 1/4″ width modification instead of using the piece-in or cut-out applications.
- Cabinet openings are subject to change based on the cut-out. Please review the acknowledged drawing.
- Two adjustable shelves in upper section.
- Shipped with loose toe space unless Attach Toekick or Flush Toekick is specified.
- Increased Depths available in 1/4″ increments from 24 1/4″ to 26″.
- Reduced Depths available in 1/4″ increments from 12″ to 23 3/4″.
- Finish Flushed Ends standard.

Microwave	Standard Appliance Opening		Decreased Appliance Opening Width*		Increased Appliance Opening Width**		Appliance Opening Height***	
	Width (A)	Height (B)	Min. Width (A)	Max. Width (A)	Min. Width (A)	Max. Width (A)	Min. Height (B)	Max. Height (B)
OMC2710224AC	24″	18″	12″	23 1/2″	24 1/16″	25″	14″	19 1/2″
OMC3010224AC	27″	18″	15″	26 1/2″	27 1/16″	28″	14″	19 1/2″
OMC3310224AC	30″	18″	18″	29 1/2″	30 1/16″	31″	14″	19 1/2″
OMC3610224AC	33″	18″	21″	32 1/2″	33 1/16″	34″	14″	19 1/2″
OMC3910224AC	36″	18″	24″	35 1/2″	36 1/16″	37″	14″	19 1/2″

*Decreased Appliance Opening Width can vary in 1/16″ increments by piecing in frame material.

**Increased Appliance Opening Width can vary in 1/16″ increments by cutting out the frame stiles.

***Appliance Opening Height could have a variance of 1/16″. By changing openings, it may require the door/drawer openings to change.

Oven	Standard Appliance Opening		Decreased Appliance Opening Width*		Increased Appliance Opening Width**		Appliance Opening Height***	
	Width (C)	Height (D)	Min. Width (C)	Max. Width (C)	Min. Width (C)	Max. Width (C)	Min. Height (D)	Max. Height (D)
OMC2710224AC	24″	27″	12″	23 1/2″	24 1/16″	25″	25 1/2″	32 1/2″
OMC3010224AC	27″	27″	15″	26 1/2″	27 1/16″	28″	25 1/2″	32 1/2″
OMC3310224AC	30″	27″	18″	29 1/2″	30 1/16″	31″	25 1/2″	32 1/2″
OMC3610224AC	33″	27″	21″	32 1/2″	33 1/16″	34″	25 1/2″	32 1/2″
OMC3910224AC	36″	27″	24″	35 1/2″	36 1/16″	37″	25 1/2″	32 1/2″

Door & Drawer Options

AF	CC	CG	GAMD	HC	IFHG	MC	MD	MFO	PRMD	SHMD[1]	SPLITDR	SPLITDRWS
		✓	✓		✓		✓	✓	✓	✓	✓	

End Panel Options

AUTH	CSFPE	EXBK[2]	EXDN	FL/FR	FPE	INTGE	IPE
✓		✓		✓			✓

Custom Modification Options

ADD_SHLF	ADDTK	ADRW	ATTTK	BVR	CBO	CCO	CFNTO	CFP	CFRMO	CLIP	CND	CSDGBK	DRWTK[3]	EX	EX_OL	FLUT[4]	FTK	ID
			✓		✓	✓	✓		✓		✓		✓	✓	✓	✓	✓	✓

IH	IW[5]	MIP	OBRB	PFINBTMB	RD	RECTK	RH	ROSFLUT[4]	RT	SCPDRW	TD	TKP	TVR	VTK	WS	WTCD	WTKCUP	WTR
✓	✓		✓		✓	✓	✓	✓	✓		✓	✓	✓	✓	✓			✓

[1] Only available on top section.
[2] This modification will allow the end to extend back to a maximum of 30″ deep.
[3] Not available on units over 36″ wide and only available when used in conjunction with attach toekick modification.
[4] Not available with 6″ fluting.
[5] Not available on 39″ wide.

Oven Microwave Cabinets

BUILT-IN OVEN MICROWAVE CABINET, 108″ HIGH, 24″ DEEP

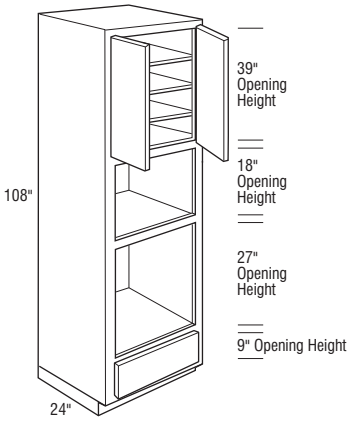

Specify appliance opening dimensions:

OMC_ _AC

Microwave/Single Oven

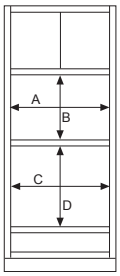

Appliance Opening Dimensions:

A _____

B _____

C _____

D _____

NOTE:

See chart for specific model appliance opening limitations.

Cabinet appliance openings may vary with modifications (i.e. clipped corner modification reduces maximum cut-out width by 3″ per clipped corner).

	Cubic Feet	1	2	3	4	5	6	7
OMC2710824AC	65.3	6837	7100	7288	7611	7932	8529	9126
OMC3010824AC	71.3	7850	8161	8397	8771	9162	9872	10582
OMC3310824AC	77.2	8155	8471	8728	9127	9513	10262	11011
OMC3610824AC	83.1	8819	9171	9446	9889	10311	11138	11965
OMC3910824AC	89.1	9150	9521	9804	10268	10712	11571	12430

- Specify cut-out size.
- When Beaded Inset is ordered, the cabinet should be ordered to the appropriate width using the 1/4″ width modification instead of using the piece-in or cut-out applications.
- Cabinet openings are subject to change based on the cut-out. Please review the acknowledged drawing.
- Three adjustable shelves in upper section.
- Shipped with loose toe space unless Attach Toekick or Flush Toekick is specified.
- Increased Depths available in 1/4″ increments from 24 1/4″ to 26″.
- Reduced Depths available in 1/4″ increments from 12″ to 23 3/4″.
- Finish Flushed Ends standard.

Microwave	Standard Appliance Opening		Decreased Appliance Opening Width*		Increased Appliance Opening Width**		Appliance Opening Height***	
	Width (A)	Height (B)	Min. Width (A)	Max. Width (A)	Min. Width (A)	Max. Width (A)	Min. Height (B)	Max. Height (B)
OMC2710824AC	24″	18″	12″	23 1/2″	24 1/16″	25″	14″	19 1/2″
OMC3010824AC	27″	18″	15″	26 1/2″	27 1/16″	28″	14″	19 1/2″
OMC3310824AC	30″	18″	18″	29 1/2″	30 1/16″	31″	14″	19 1/2″
OMC3610824AC	33″	18″	21″	32 1/2″	33 1/16″	34″	14″	19 1/2″
OMC3910824AC	36″	18″	24″	35 1/2″	36 1/16″	37″	14″	19 1/2″

*Decreased Appliance Opening Width can vary in 1/16″ increments by piecing in frame material.

**Increased Appliance Opening Width can vary in 1/16″ increments by cutting out the frame stiles.

***Appliance Opening Height could have a variance of 1/16″. By changing openings, it may require the door/drawer openings to change.

Oven	Standard Appliance Opening		Decreased Appliance Opening Width*		Increased Appliance Opening Width**		Appliance Opening Height***	
	Width (C)	Height (D)	Min. Width (C)	Max. Width (C)	Min. Width (C)	Max. Width (C)	Min. Height (D)	Max. Height (D)
OMC2710824AC	24″	27″	12″	23 1/2″	24 1/16″	25″	25 1/2″	32 1/2″
OMC3010824AC	27″	27″	15″	26 1/2″	27 1/16″	28″	25 1/2″	32 1/2″
OMC3310824AC	30″	27″	18″	29 1/2″	30 1/16″	31″	25 1/2″	32 1/2″
OMC3610824AC	33″	27″	21″	32 1/2″	33 1/16″	34″	25 1/2″	32 1/2″
OMC3910824AC	36″	27″	24″	35 1/2″	36 1/16″	37″	25 1/2″	32 1/2″

Door & Drawer Options

AF	CC	CG	GAMD	HC	IFHG	MC	MD	MFO	PRMD	SHMD	SPLITDR	SPLITDRWS
		✓	✓		✓		✓	✓	✓	✓	✓	

End Panel Options

AUTH	CSFPE	EXBK[1]	EXDN	FL/FR	FPE	INTGE	IPE
✓		✓		✓			✓

Custom Modification Options

ADD_SHLF	ADDTK	ADRW	ATTTK	BVR	CBO	CCO	CFNTO	CFP	CFRMO	CLIP	CND	CSDGBK	DRWTK[2]	EX	EX_OL	FLUT[3]	FTK	ID
			✓		✓	✓	✓		✓		✓		✓	✓	✓	✓	✓	✓

IH	IW[4]	MIP	OBRB	PFINBTMB	RD	RECTK	RH	ROSFLUT[3]	RT	SCPDRW	TD	TKP	TVR	VTK	WS	WTCD	WTKCUP	WTR
	✓		✓		✓	✓		✓	✓		✓	✓	✓	✓	✓			✓

[1] This modification will allow the end to extend back to a maximum of 30″ deep.
[2] Not available on units over 36″ wide and only available when used in conjunction with attach toekick modification.
[3] Not available with 6″ fluting.
[4] Not available on 39″ wide.

IH/RH availability charts starting on page G•40.
IW/RW availability charts starting on page G•46.

MICROWAVE and SINGLE OVEN TRIMMABLE CABINET, 84″, 87″, or 90″ HIGH, 24″ DEEP

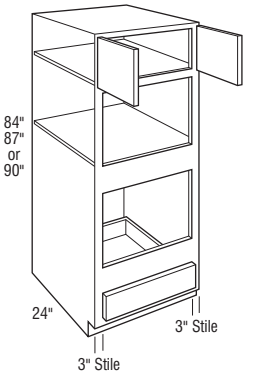

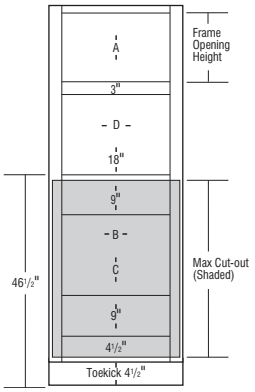

	Cubic Feet	1	2	3	4	5	6	7
OMC278424	37.4	2759	2893	2998	3165	3323	3633	3943
OMC308424	41.3	3289	3449	3570	3767	3969	4336	4703
OMC338424	45.2	3448	3619	3741	3951	4159	4547	4935
OMC368424	49.2	3791	3978	4117	4344	4576	5002	5428
OMC398424	52.4	3966	4159	4301	4544	4783	5228	5673
OMC278724	38.7	2997	3143	3256	3435	3607	3944	4281
OMC308724	42.8	3568	3741	3876	4087	4306	4704	5102
OMC338724	46.8	3704	3886	4024	4244	4466	4884	5302
OMC368724	50.9	4076	4275	4427	4669	4912	5372	5832
OMC398724	54.3	4258	4468	4628	4879	5135	5616	6097
OMC279024AH	42.6	3235	3392	3512	3704	3892	4254	4616
OMC309024AH	44.2	3847	4034	4179	4406	4641	5076	5511
OMC339024AH	48.4	3961	4156	4303	4536	4771	5218	5665
OMC369024AH	52.6	4356	4569	4734	4985	5244	5740	6236
OMC399024AH	56.1	4553	4777	4949	5212	5483	6002	6521

- AH represents upper section alignment with doors on 24″ or 27″ high cabinets.
- Includes one adjustable shelf in upper section.

Notes below apply to all products in section above:

- All top and bottom cross rails are 1 1/2″ wide.
- Cabinet installation kit will not be included when depth is modified.
- A cabinet installation kit will be provided.
- Oven cabinet cut-out is shaded in gray and is cut out on job site.
- Designed for use with separate built-in microwave above, built-in oven below.
- For built-in double ovens, see OCD cabinets.
- Increased Heights modification will increase the height of the upper cabinet section. The bottom section will retain its original height.

	A Frame Opening Height	B Cut-out Width Min.	B Cut-out Width Max.	C Cut-out Height Min.	C Cut-out Height Max.	D Frame Opening Width	Door Height (Upper Section) Full Overlay
OMC278424	15″	21″	25 1/2″	18″	39″	21″	17 1/2″
OMC308424	15″	24″	28 1/2″	18″	39″	24″	17 1/2″
OMC338424	15″	27″	31 1/2″	18″	39″	27″	17 1/2″
OMC368424	15″	30″	34 1/2″	18″	39″	30″	17 1/2″
OMC398424	15″	33″	37 1/2″	18″	39″	33″	17 1/2″
OMC278724	18″	21″	25 1/2″	18″	39″	21″	20 1/2″
OMC308724	18″	24″	28 1/2″	18″	39″	24″	20 1/2″
OMC338724	18″	27″	31 1/2″	18″	39″	27″	20 1/2″
OMC368724	18″	30″	34 1/2″	18″	39″	30″	20 1/2″
OMC398724	18″	33″	37 1/2″	18″	39″	33″	20 1/2″
OMC279024AH	21″	21″	25 1/2″	18″	39″	21″	23 1/2″
OMC309024AH	21″	24″	28 1/2″	18″	39″	24″	23 1/2″
OMC339024AH	21″	27″	31 1/2″	18″	39″	27″	23 1/2″
OMC369024AH	21″	30″	34 1/2″	18″	39″	30″	23 1/2″
OMC399024AH	21″	33″	37 1/2″	18″	39″	33″	23 1/2″

Maximum cut-out dimension will allow 1/4″ reveal for doors and drawer fronts on full overlay for trim kit face clearance.

Door & Drawer Options

AF	CC	CG	GAMD	HC	IFHG	MC	MD	MFO	PRMD	SHMD	SPLITDR	SPLITDRWS
		✓	✓		✓		✓	✓	✓	✓	✓	

End Panel Options

AUTH	CSFPE	EXBK	EXDN	FL/FR	FPE	INTGE	IPE
✓	✓	✓			✓	✓	✓

Custom Modification Options

ADD_SHLF	ADDTK	ADRW	ATTTK	BVR	CBO	CCO	CFNTO	CFP	CFRMO	CLIP	CND	CSDGBK	DRWTK[1]	EX	EX_OL	FLUT[2]	FTK	ID
					✓	✓	✓		✓	✓	✓	✓	✓	✓	✓	✓	✓	✓

IH	IW[3]	MIP	OBRB	PFINBTMB	RD	RECTK	RH	ROSFLUT	RT	SCPDRW	TD	TKP	TVR	VTK	WS	WTCD	WTKCUP	WTR
✓	✓	✓	✓		✓	✓		✓	✓		✓	✓	✓	✓	✓			✓

[1] Not available on units over 36″ wide.
[2] Not available with 6″ fluting.
[3] Not available on 39″ wide.

Oven Microwave Cabinets

MICROWAVE and SINGLE OVEN TRIMMABLE CABINET, 93″ or 96″ HIGH, 24″ DEEP

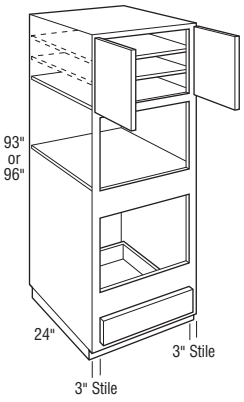

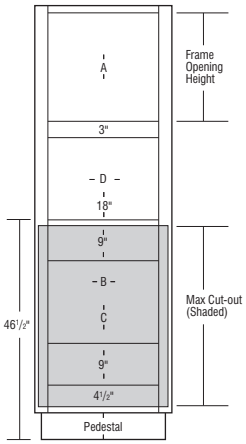

	Cubic Feet	1		2		3		4		5		6		7	
OMC279324AH	41.3	3340		3502		3629		3828		4025		4402		4779	
OMC309324AH	45.7	3976		4170		4322		4557		4800		5248		5696	
OMC339324AH	50.0	4131		4335		4491		4737		4979		5448		5917	
OMC369324AH	54.3	4545		4768		4938		5210		5477		5992		6507	
OMC399324AH	57.9	4750		4982		5162		5446		5723		6263		6803	

- AH represents upper section alignment with doors on 24″ or 27″ high cabinets.
- Includes one adjustable shelf in upper section.

OMC279624	46.2	3448		3619		3741		3951		4159		4547		4935	
OMC309624	47.1	4106		4308		4461		4704		4958		5419		5880	
OMC339624	51.6	4304		4509		4676		4935		5186		5672		6158	
OMC369624	56.1	4735		4964		5142		5430		5704		6241		6778	
OMC399624	59.8	4950		5191		5375		5676		5964		6522		7080	

- Includes two adjustable shelves in upper section.
- Flush toekick option not available in conjunction with Wide Top Rail unless loose Flush Toekick is specified.

Notes below apply to all products in section above:

- Shipped with loose toekick unless ATTTK or Flush Toekick is specified.
- All top and bottom cross rails are 1 1/2″ wide.
- Cabinet installation kit will not be included when depth is modified.
- A cabinet installation kit will be provided.
- Oven cabinet cut-out is shaded in gray and is cut out on job site.
- Designed for use with separate built-in microwave above, built-in oven below.
- For built-in double ovens, see OCD cabinets.
- Increased Heights modification will increase the height of the upper cabinet section. The bottom section will retain its original height.

	A	B		C		D	Door Height
	Frame Opening Height	Cut-out Width		Cut-out Height		Frame Opening Width	(Upper Section)
		Min.	Max.	Min.	Max.		Full Overlay
OMC279324AH	24″	21″	25 1/2″	18″	39″	21″	26 1/2″
OMC309324AH	24″	24″	28 1/2″	18″	39″	24″	26 1/2″
OMC339324AH	24″	27″	31 1/2″	18″	39″	27″	26 1/2″
OMC369324AH	24″	30″	34 1/2″	18″	39″	30″	26 1/2″
OMC399324AH	24″	33″	37 1/2″	18″	39″	33″	26 1/2″
OMC279624	27″	21″	25 1/2″	18″	39″	21″	29 1/2″
OMC309624	27″	24″	28 1/2″	18″	39″	24″	29 1/2″
OMC339624	27″	27″	31 1/2″	18″	39″	27″	29 1/2″
OMC369624	27″	30″	34 1/2″	18″	39″	30″	29 1/2″
OMC399624	27″	33″	37 1/2″	18″	39″	33″	29 1/2″

Maximum cut-out dimension will allow 1/4″ reveal for doors and drawer fronts on full overlay for trim kit face clearance.

Door & Drawer Options

AF	CC	CG	GAMD	HC	IFHG	MC	MD	MFO	PRMD	SHMD	SPLITDR	SPLITDRWS
		✓	✓		✓		✓	✓	✓	✓	✓	

End Panel Options

AUTH	CSFPE	EXBK	EXDN	FL/FR	FPE	INTGE	IPE
✓	✓	✓			✓	✓	✓

Custom Modification Options

ADD_SHLF	ADDTK	ADRW	ATTTK	BVR	CBO	CCO	CFNTO	CFP	CFRMO	CLIP	CND	CSDGBK	DRWTK[1]	EX	EX_OL	FLUT[2]	FTK	ID
			✓		✓	✓	✓		✓	✓	✓	✓	✓	✓	✓	✓	✓	✓

IH[3]	IW[4]	MIP	OBRB	PFINBTMB	RD	RECTK	RH	ROSFLUT	RT	SCPDRW	TD	TKP	TVR	VTK	WS	WTCD	WTKCUP	WTR
✓	✓	✓	✓		✓	✓		✓	✓		✓		✓	✓	✓			✓

[1] Not available on units over 36″ wide and only available when used in conjunction with attach toekick modification.
[2] Not available with 6″ fluting.
[3] Not available on 96″ high.
[4] Not available on 39″ wide.

IH/RH availability charts starting on page G•40.
IW/RW availability charts starting on page G•46.

MICROWAVE and SINGLE OVEN TRIMMABLE CABINET with DEEP DRAWER, 84″, 87″, or 90″ HIGH, 24″ DEEP

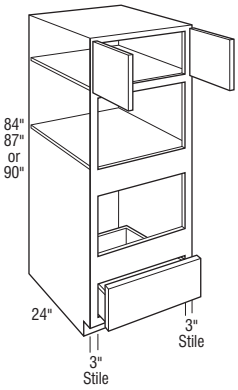

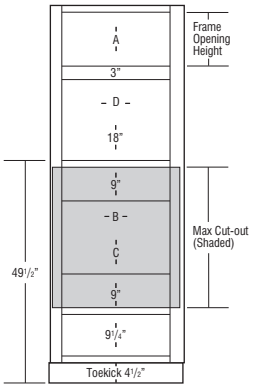

	Cubic Feet	1		2		3		4		5		6		7	
OMC278424DD	37.4	3136		3290		3406		3592		3775		4128		4481	
OMC308424DD	41.3	3719		3901		4040		4260		4476		4895		5314	
OMC338424DD	45.2	4073		4272		4424		4665		4902		5361		5820	
OMC368424DD	49.2	4580		4803		4974		5245		5512		6027		6542	
OMC398424DD	53.2	5048		5295		5483		5781		6075		6644		7213	
OMC278724DD	38.7	3434		3601		3729		3932		4132		4519		4906	
OMC308724DD	42.8	4037		4234		4384		4623		4858		5313		5768	
OMC338724DD	46.8	4473		4692		4858		5123		5384		5887		6390	
OMC368724DD	50.9	5021		5266		5453		5750		6043		6608		7173	
OMC398724DD	55.0	5541		5812		6018		6346		6668		7292		7916	
OMC279024DD	40.0	3729		3912		4051		4271		4488		4908		5328	
OMC309024DD	44.2	4351		4564		4726		4984		5237		5727		6217	
OMC339024DD	48.4	4872		5110		5292		5580		5864		6412		6960	
OMC369024DD	52.7	5460		5727		5930		6253		6571		7186		7801	
OMC399024DD	56.9	6032		6326		6551		6908		7259		7938		8617	

- All top and bottom cross rails are 1 1/2″ wide.
- For built-in appliance support, OCINSTALLKIT is included in 24″ deep oven cabinets.
- Oven cabinet cut-out is shaded in gray and is cut out on job site.
- Designed for use with separate built-in microwave above, built-in oven below.
- For built-in double ovens, see OCD cabinets.
- Cabinet installation kit will not be included when depth is modified.
- A cabinet installation kit will be provided.
- Increased Heights modification will increase the height of the upper cabinet section. The bottom section will retain its original height.
- Reduced Depths available in 1/4″ increments from 12″ to 23 3/4″.

	A Frame Opening Height	B Cut-out Width		C Cut-out Height		D Frame Opening Width	Door Height (Upper Section)
		Min.	Max.	Min.	Max.		Full Overlay
OMC278424DD	12″	21″	25 1/2″	16 1/4″	31 1/4″	21″	14 1/2″
OMC308424DD	12″	24″	28 1/2″	16 1/4″	31 1/4″	24″	14 1/2″
OMC338424DD	12″	27″	31 1/2″	16 1/4″	31 1/4″	27″	14 1/2″
OMC368424DD	12″	30″	34 1/2″	16 1/4″	31 1/4″	30″	14 1/2″
OMC398424DD	12″	33″	37 1/2″	16 1/4″	31 1/4″	33″	14 1/2″
OMC278724DD	15″	21″	25 1/2″	16 1/4″	31 1/4″	21″	17 1/2″
OMC308724DD	15″	24″	28 1/2″	16 1/4″	31 1/4″	24″	17 1/2″
OMC338724DD	15″	27″	31 1/2″	16 1/4″	31 1/4″	27″	17 1/2″
OMC368724DD	15″	30″	34 1/2″	16 1/4″	31 1/4″	30″	17 1/2″
OMC398724DD	15″	33″	37 1/2″	16 1/4″	31 1/4″	33″	17 1/2″
OMC279024DD	18″	21″	25 1/2″	16 1/4″	31 1/4″	21″	20 1/2″
OMC309024DD	18″	24″	28 1/2″	16 1/4″	31 1/4″	24″	20 1/2″
OMC339024DD	18″	27″	31 1/2″	16 1/4″	31 1/4″	27″	20 1/2″
OMC369024DD	18″	30″	34 1/2″	16 1/4″	31 1/4″	30″	20 1/2″
OMC399024DD	18″	33″	37 1/2″	16 1/4″	31 1/4″	33″	20 1/2″

Maximum cut-out dimension will allow 1/4″ reveal for doors and drawer fronts for trim kit face clearance.

Door & Drawer Options

AF	CC	CG	GAMD	HC	IFHG	MC	MD	MFO	PRMD	SHMD	SPLITDR	SPLITDRWS
		✓	✓		✓		✓	✓	✓	✓	✓	

End Panel Options

AUTH	CSFPE	EXBK	EXDN	FL/FR	FPE	INTGE	IPE
✓	✓	✓		✓	✓	✓	

Custom Modification Options

ADD_SHLF	ADDTK	ADRW	ATTTK	BVR	CBO	CCO	CFNTO	CFP	CFRMO	CLIP	CND	CSDGBK	DRWTK[1]	EX	EX_OL	FLUT[2]	FTK	ID
					✓	✓	✓		✓	✓	✓	✓	✓	✓	✓	✓	✓	✓

IH	IW[3]	MIP	OBRB	PFINBTMB	RD	RECTK	RH	ROSFLUT	RT	SCPDRW	TD	TKP	TVR	VTK	WS	WTCD	WTKCUP	WTR
✓	✓	✓	✓		✓	✓		✓	✓		✓	✓	✓	✓	✓			✓

[1] Not available on units over 36″ wide.
[2] Not available with 6″ fluting.
[3] Not available on 39″ wide.

Oven Microwave Cabinets

MICROWAVE and SINGLE OVEN TRIMMABLE CABINET with DEEP DRAWER, 93″ or 96″ HIGH, 24″ DEEP

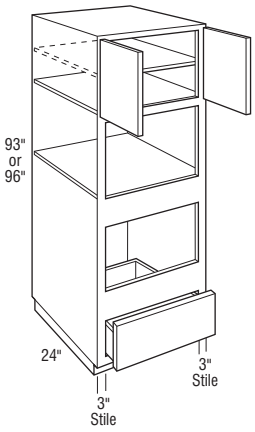

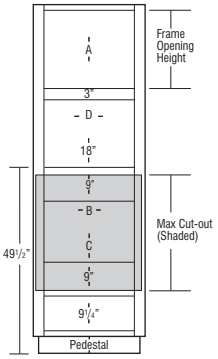

	Cubic Feet	1		2		3		4		5		6		7	
OMC279324DDAH	41.3	4325		4537		4698		4954		5206		5693		6180	
OMC309324DDAH	45.7	4981		5224		5410		5704		5994		6555		7116	
OMC339324DDAH	50.0	5670		5947		6158		6493		6823		7462		8101	
OMC369324DDAH	54.4	6336		6646		6882		7256		7626		8339		9052	
OMC399324DDAH	58.7	7008		7351		7612		8026		8434		9224		10014	
OMC279624DDAH	42.6	4325		4537		4698		4954		5206		5693		6180	
OMC309624DDAH	47.1	4981		5224		5410		5704		5994		6555		7116	
OMC339624DDAH	51.6	5670		5947		6158		6493		6823		7462		8101	
OMC369624DDAH	56.1	6336		6646		6882		7256		7626		8339		9052	
OMC399624DDAH	60.6	7008		7351		7612		8026		8434		9224		10014	

- AH represents upper section alignment with doors on 24″ or 27″ high cabinets.
- Includes one adjustable shelf in upper section.
- Shipped with loose toekick unless ATTTK or Flush Toekick is specified.
- On the 96″ high, flush toekick option not available in conjunction with Wide Top Rail unless loose Flush Toekick is specified.
- All top and bottom cross rails are 1 1/2″ wide.
- For built-in appliance support, OCINSTALLKIT is included in 24″ deep oven cabinets.
- Oven cabinet cut-out is shaded in gray and is cut out on job site.
- Designed for use with separate built-in microwave above, built-in oven below.
- For built-in double ovens, see OCD cabinets.
- Cabinet installation kit will not be included when depth is modified.
- A cabinet installation kit will be provided.
- Increased Heights modification will increase the height of the upper cabinet section. The bottom section will retain its original height.
- Reduced Depths available in 1/4″ increments from 12″ to 23 3/4″.

	A	B		C		D	Door Height
	Frame Opening Height	Cut-out Width		Cut-out Height		Frame Opening Width	(Upper Section)
		Min.	Max.	Min.	Max.		Full Overlay
OMC279324DDAH	21"	21"	25 1/2"	16 1/4"	31 1/4"	21"	23 1/2"
OMC309324DDAH	21"	24"	28 1/2"	16 1/4"	31 1/4"	24"	23 1/2"
OMC339324DDAH	21"	27"	31 1/2"	16 1/4"	31 1/4"	27"	23 1/2"
OMC369324DDAH	21"	30"	34 1/2"	16 1/4"	31 1/4"	30"	23 1/2"
OMC399324DDAH	21"	33"	37 1/2"	16 1/4"	31 1/4"	33"	23 1/2"
OMC279624DDAH	24"	21"	25 1/2"	16 1/4"	31 1/4"	21"	26 1/2"
OMC309624DDAH	24"	24"	28 1/2"	16 1/4"	31 1/4"	24"	26 1/2"
OMC339624DDAH	24"	27"	31 1/2"	16 1/4"	31 1/4"	27"	26 1/2"
OMC369624DDAH	24"	30"	34 1/2"	16 1/4"	31 1/4"	30"	26 1/2"
OMC399624DDAH	24"	33"	37 1/2"	16 1/4"	31 1/4"	33"	26 1/2"

Maximum cut-out dimension will allow 1/4" reveal for doors and drawer fronts for trim kit face clearance.

Door & Drawer Options

AF	CC	CG	GAMD	HC	IFHG	MC	MD	MFO	PRMD	SHMD	SPLITDR	SPLITDRWS
		✓	✓		✓		✓	✓	✓	✓	✓	

End Panel Options

AUTH	CSFPE	EXBK	EXDN	FL/FR	FPE	INTGE	IPE
✓	✓	✓		✓	✓	✓	

Custom Modification Options

ADD_SHLF	ADDTK	ADRW	ATTTK	BVR	CBO	CCO	CFNTO	CFP	CFRMO	CLIP	CND	CSDGBK	DRWTK[1]	EX	EX_OL	FLUT[2]	FTK	ID
			✓		✓	✓	✓		✓	✓	✓	✓	✓	✓	✓	✓	✓	✓

IH[3]	IW[4]	MIP	OBRB	PFINBTMB	RD	RECTK	RH	ROSFLUT	RT	SCPDRW	TD	TKP	TVR	VTK	WS	WTCD	WTKCUP	WTR
✓	✓	✓	✓		✓	✓		✓	✓		✓		✓	✓	✓			✓

[1] Not available on units over 36″ wide and only available when used in conjunction with attach toekick modification.
[2] Not available with 6″ fluting.
[3] Not available on 96″ high.
[4] Not available on 39″ wide.

IH/RH availability charts starting on page G•40.
IW/RW availability charts starting on page G•46.

BUILT-IN SINGLE OVEN CABINET with DRAWERS, 84″, 87″, or 90″ HIGH, 24″ DEEP

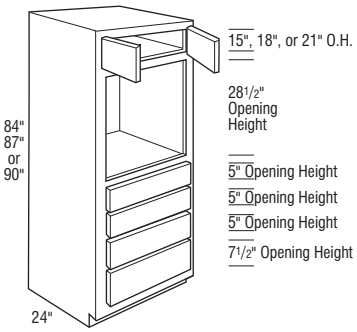

Specify appliance opening dimensions:

OCSD_ _AC
Single Oven with Drawers

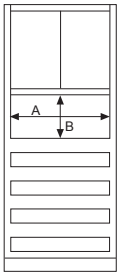

Appliance Opening Dimensions:
A _____
B _____

NOTE:
See chart for specific model appliance opening limitations.

Cabinet appliance openings may vary with modifications (i.e. clipped corner modification reduces maximum cut-out width by 3″ per clipped corner).

	Cubic Feet	1	2	3	4	5	6	7
OCSD278424AC	37.4	3302	3460	3580	3778	4024	4400	4776
OCSD308424AC	41.3	3618	3784	3923	4137	4359	4761	5163
OCSD338424AC	45.2	4120	4318	4359	4557	4998	5400	5802
OCSD368424AC	49.2	4534	4747	4793	5012	5496	5941	6386
OCSD398424AC	53.1	4740	4966	5012	5239	5746	6209	6672
OCSD278724AC	38.7	3438	3601	3704	3909	4244	4597	4950
OCSD308724AC	42.8	3761	3943	4080	4304	4544	4965	5386
OCSD338724AC	46.8	4194	4395	4498	4728	5105	5547	5989
OCSD368724AC	50.9	4612	4832	4949	5199	5617	6100	6583
OCSD398724AC	55.0	4822	5057	5174	5432	5870	6382	6894
OCSD279024AC	40.0	3570	3742	3830	4041	4459	4795	5131
OCSD309024AC	44.2	3903	4098	4242	4475	4731	5166	5601
OCSD339024AC	48.4	4263	4469	4639	4892	5213	5696	6179
OCSD369024AC	52.6	4691	4916	5102	5383	5736	6263	6790
OCSD399024AC	56.8	4902	5140	5337	5628	5998	6549	7100

- Specify cut-out size.
- When Beaded Inset is ordered, the cabinet should be ordered to the appropriate width using the 1/4″ width modification instead of using the piece-in or cut-out applications.
- Cabinet openings are subject to change based on the cut-out. Please review the acknowledged drawing.
- 90″ high includes one adjustable shelf in upper section.
- Increased Depths available in 1/4″ increments from 24 1/4″ to 30″.
- Reduced Depths available in 1/4″ increments from 12″ to 23 3/4″.
- Ordering Maximum Width Cut-out on cabinet will change end panel thickness from 1/2″ to 3/8″ for non-flush ends, and from 5/8″ to 1/2″ for flush ends.

	Standard Appliance Opening		Decreased Appliance Opening Width*		Increased Appliance Opening Width**		Appliance Opening Height***	
	Width (A)	Height (B)	Min. Width (A)	Max. Width (A)	Min. Width (A)	Max. Width (A)	Min. Height (B)	Max. Height (B)
OCSD278424AC	24″	28 1/2″	12″	23 1/2″	24 1/16″	25 1/2″	27″	32 1/2″
OCSD308424AC	27″	28 1/2″	15″	26 1/2″	27 1/16″	28 1/2″	27″	32 1/2″
OCSD338424AC	30″	28 1/2″	18″	29 1/2″	30 1/16″	31 1/2″	27″	32 1/2″
OCSD368424AC	33″	28 1/2″	21″	32 1/2″	33 1/16″	34 1/2″	27″	32 1/2″
OCSD398424AC	36″	28 1/2″	24″	35 1/2″	36 1/16″	37 1/2″	27″	32 1/2″
OCSD278724AC	24″	28 1/2″	12″	23 1/2″	24 1/16″	25 1/2″	27″	32 1/2″
OCSD308724AC	27″	28 1/2″	15″	26 1/2″	27 1/16″	28 1/2″	27″	32 1/2″
OCSD338724AC	30″	28 1/2″	18″	29 1/2″	30 1/16″	31 1/2″	27″	32 1/2″
OCSD368724AC	33″	28 1/2″	21″	32 1/2″	33 1/16″	34 1/2″	27″	32 1/2″
OCSD398724AC	36″	28 1/2″	24″	35 1/2″	36 1/16″	37 1/2″	27″	32 1/2″
OCSD279024AC	24″	28 1/2″	12″	23 1/2″	24 1/16″	25 1/2″	27″	32 1/2″
OCSD309024AC	27″	28 1/2″	15″	26 1/2″	27 1/16″	28 1/2″	27″	32 1/2″
OCSD339024AC	30″	28 1/2″	18″	29 1/2″	30 1/16″	31 1/2″	27″	32 1/2″
OCSD369024AC	33″	28 1/2″	21″	32 1/2″	33 1/16″	34 1/2″	27″	32 1/2″
OCSD399024AC	36″	28 1/2″	24″	35 1/2″	36 1/16″	37 1/2″	27″	32 1/2″

*Decreased Appliance Opening Width can vary in 1/16″ increments by piecing in frame material.

**Increased Appliance Opening Width can vary in 1/16″ increments by cutting out the frame stiles.

***Appliance Opening Height could have a variance of 1/16″. By changing openings, it may require the door/drawer openings to change.

Door & Drawer Options

AF	CC	CG	GAMD	HC	IFHG	MC	MD	MFO	PRMD	SHMD	SPLITDR	SPLITDRWS
		✓	✓		✓		✓	✓	✓	✓		

End Panel Options

AUTH	CSFPE[1]	EXBK	EXDN	FL/FR	FPE	INTGE[1]	IPE[1]
✓	✓	✓		✓	✓	✓	✓

Custom Modification Options

ADD_SHLF	ADDTK	ADRW	ATTTK	BVR	CBO	CCO	CFNTO	CFP	CFRMO	CLIP	CND	CSDGBK	DRWTK[2]	EX	EX_OL	FLUT[3]	FTK	ID
					✓	✓	✓		✓	✓	✓	✓	✓	✓	✓	✓	✓	✓

IH	IW[4]	MIP	OBRB	PFINBTMB	RD	RECTK	RH	ROSFLUT	RT	SCPDRW	TD	TKP	TVR	VTK	WS	WTCD	WTKCUP	WTR
✓	✓	✓	✓		✓	✓		✓	✓		✓	✓	✓	✓	✓			✓

[1] Not available when cut-out width is greater than standard.
[2] Not available on units over 36″ wide.
[3] Not available with 6″ fluting.
[4] Not available on 39″ wide.

Oven Cabinets

BUILT-IN SINGLE OVEN CABINET with DRAWERS, 93″ or 96″ HIGH, 24″ DEEP

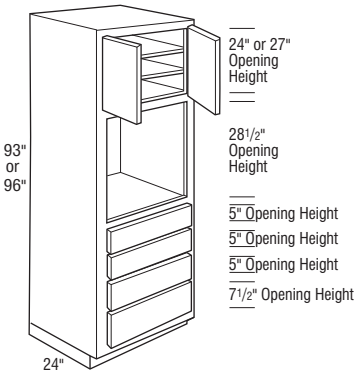

Specify appliance opening dimensions:

OCSD_ _AC
Single Oven with Drawers

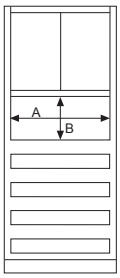

Appliance Opening Dimensions:
A _____
B _____

NOTE:
See chart for specific model appliance opening limitations.

Cabinet appliance openings may vary with modifications (i.e. clipped corner modification reduces maximum cut-out width by 3″ per clipped corner).

	Cubic Feet	1	2	3	4	5	6	7
OCSD279324AC	41.3	3692	3869	3985	4202	4541	4924	5307
OCSD309324AC	45.7	4083	4286	4440	4682	4958	5419	5880
OCSD339324AC	50.0	4447	4666	4831	5097	5448	5949	6450
OCSD369324AC	54.3	4892	5131	5312	5608	5993	6546	7099
OCSD399324AC	58.7	5116	5364	5557	5863	6267	6845	7423

- Includes one adjustable shelf in upper section.

OCSD279624AC	42.6	3811	3991	4140	4366	4622	5049	5476
OCSD309624AC	47.1	4260	4468	4638	4891	5182	5672	6162
OCSD339624AC	51.6	4634	4858	5025	5302	5678	6205	6732
OCSD369624AC	56.1	5095	5340	5527	5831	6246	6826	7406
OCSD399624AC	60.6	5330	5586	5778	6094	6530	7135	7740

- Includes two adjustable shelves in upper section.
- Flush Toekick modification not available in conjunction with Wide Top Rail, unless loose Flush Toekick is specified.

Notes below apply to all products in section above:

- Specify cut-out size.
- When Beaded Inset is ordered, the cabinet should be ordered to the appropriate width using the 1/4″ width modification instead of using the piece-in or cut-out applications.
- Cabinet openings are subject to change based on the cut-out. Please review the acknowledged drawing.
- Shipped with loose toe space unless Attach Toekick or Flush Toekick is specified.
- Increased Depths available in 1/4″ increments from 24 1/4″ to 30″.
- Reduced Depths available in 1/4″ increments from 12″ to 23 3/4″.
- Ordering Maximum Width Cut-out on cabinet will change end panel thickness from 1/2″ to 3/8″ for non-flush ends, and from 5/8″ to 1/2″ for flush ends.

	Standard Appliance Opening		Decreased Appliance Opening Width*		Increased Appliance Opening Width**		Appliance Opening Height***	
	Width (A)	Height (B)	Min. Width (A)	Max. Width (A)	Min. Width (A)	Max. Width (A)	Min. Height (B)	Max. Height (B)
OCSD279324AC	24″	28 1/2″	12″	23 1/2″	24 1/16″	25 1/2″	27″	32 1/2″
OCSD309324AC	27″	28 1/2″	15″	26 1/2″	27 1/16″	28 1/2″	27″	32 1/2″
OCSD339324AC	30″	28 1/2″	18″	29 1/2″	30 1/16″	31 1/2″	27″	32 1/2″
OCSD369324AC	33″	28 1/2″	21″	32 1/2″	33 1/16″	34 1/2″	27″	32 1/2″
OCSD399324AC	36″	28 1/2″	24″	35 1/2″	36 1/16″	37 1/2″	27″	32 1/2″
OCSD279624AC	24″	28 1/2″	12″	23 1/2″	24 1/16″	25 1/2″	27″	32 1/2″
OCSD309624AC	27″	28 1/2″	15″	26 1/2″	27 1/16″	28 1/2″	27″	32 1/2″
OCSD339624AC	30″	28 1/2″	18″	29 1/2″	30 1/16″	31 1/2″	27″	32 1/2″
OCSD369624AC	33″	28 1/2″	21″	32 1/2″	33 1/16″	34 1/2″	27″	32 1/2″
OCSD399624AC	36″	28 1/2″	24″	35 1/2″	36 1/16″	37 1/2″	27″	32 1/2″

*Decreased Appliance Opening Width can vary in 1/16″ increments by piecing in frame material.

**Increased Appliance Opening Width can vary in 1/16″ increments by cutting out the frame stiles.

***Appliance Opening Height could have a variance of 1/16″. By changing openings, it may require the door/drawer openings to change.

Door & Drawer Options

AF	CC	CG	GAMD	HC	IFHG	MC	MD	MFO	PRMD	SHMD	SPLITDR	SPLITDRWS
		✓	✓		✓		✓	✓	✓	✓		

End Panel Options

AUTH	CSFPE[1]	EXBK	EXDN	FL/FR	FPE	INTGE[1]	IPE[1]
✓	✓	✓		✓	✓	✓	✓

Custom Modification Options

ADD_SHLF	ADDTK	ADRW	ATTTK	BVR	CBO	CCO	CFNTO	CFP	CFRMO	CLIP	CND	CSDGBK	DRWTK[2]	EX	EX_OL	FLUT[3]	FTK	ID
			✓		✓	✓	✓		✓	✓	✓	✓	✓	✓	✓	✓	✓	✓

IH	IW[4]	MIP	OBRB	PFINBTMB	RD	RECTK	RH	ROSFLUT	RT	SCPDRW	TD	TKP	TVR	VTK	WS	WTCD	WTKCUP	WTR
	✓	✓	✓		✓	✓		✓	✓		✓		✓	✓	✓			✓

[1] Not available when cut-out width is greater than standard.
[2] Not available on units over 36″ wide when used in conjunction with attach toekick modification.
[3] Not available with 6″ fluting.
[4] Not available on 39″ wide.

IH/RH availability charts starting on page G•40.
IW/RW availability charts starting on page G•46.

BUILT-IN SINGLE OVEN CABINET with DRAWERS, 102″ HIGH, 24″ DEEP

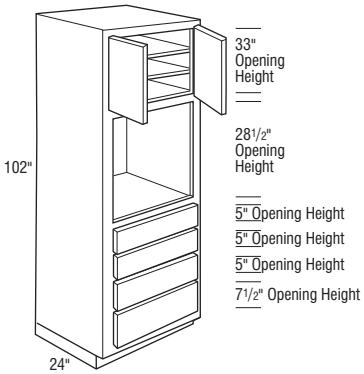

Specify appliance opening dimensions:

OCSD_ _AC
Single Oven with Drawers

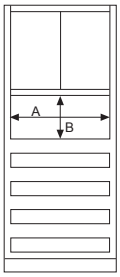

Appliance Opening Dimensions:
A _____
B _____

NOTE:
See chart for specific model appliance opening limitations.

Cabinet appliance openings may vary with modifications (i.e. clipped corner modification reduces maximum cut-out width by 3″ per clipped corner).

	Cubic Feet	1	2	3	4	5	6	7
OCSD2710224AC	61.9	6663	6913	7119	7433	7788	8380	8972
OCSD3010224AC	67.5	7286	7574	7810	8161	8565	9245	9925
OCSD3310224AC	73.1	7805	8115	8347	8732	9253	9984	10715
OCSD3610224AC	78.8	8444	8784	9044	9466	10041	10846	11651
OCSD3910224AC	84.4	8770	9126	9392	9830	10435	11275	12115

- Specify cut-out size.
- When Beaded Inset is ordered, the cabinet should be ordered to the appropriate width using the 1/4″ width modification instead of using the piece-in or cut-out applications.
- Cabinet openings are subject to change based on the cut-out. Please review the acknowledged drawing.
- Two adjustable shelves in upper section.
- Shipped with loose toe space unless Attach Toekick or Flush Toekick is specified.
- Increased Depths available in 1/4″ increments from 24 1/4″ to 26″.
- Reduced Depths available in 1/4″ increments from 12″ to 23 3/4″.
- Finish Flushed Ends standard.

	Standard Appliance Opening		Decreased Appliance Opening Width*		Increased Appliance Opening Width**		Appliance Opening Height***	
	Width (A)	Height (B)	Min. Width (A)	Max. Width (A)	Min. Width (A)	Max. Width (A)	Min. Height (B)	Max. Height (B)
OCSD2710224AC	24″	28 1/2″	12″	23 1/2″	24 1/16″	25″	27″	32 1/2″
OCSD3010224AC	27″	28 1/2″	15″	26 1/2″	27 1/16″	28″	27″	32 1/2″
OCSD3310224AC	30″	28 1/2″	18″	29 1/2″	30 1/16″	31″	27″	32 1/2″
OCSD3610224AC	33″	28 1/2″	21″	32 1/2″	33 1/16″	34″	27″	32 1/2″
OCSD3910224AC	36″	28 1/2″	24″	35 1/2″	36 1/16″	37″	27″	32 1/2″

*Decreased Appliance Opening Width can vary in 1/16″ increments by piecing in frame material.

**Increased Appliance Opening Width can vary in 1/16″ increments by cutting out the frame stiles.

***Appliance Opening Height could have a variance of 1/16″. By changing openings, it may require the door/drawer openings to change.

Door & Drawer Options

AF	CC	CG	GAMD	HC	IFHG	MC	MD	MFO	PRMD	SHMD	SPLITDR	SPLITDRWS
		✓	✓		✓		✓	✓	✓	✓		

End Panel Options

AUTH	CSFPE	EXBK[1]	EXDN	FL/FR	FPE	INTGE	IPE
✓		✓		✓			✓

Custom Modification Options

ADD_SHLF	ADDTK	ADRW	ATTTK	BVR	CBO	CCO	CFNTO	CFP	CFRMO	CLIP	CND	CSDGBK	DRWTK[2]	EX	EX_OL	FLUT[3]	FTK	ID
			✓		✓	✓	✓		✓		✓		✓	✓	✓	✓	✓	✓

IH	IW[4]	MIP	OBRB	PFINBTMB	RD	RECTK	RH	ROSFLUT[3]	RT	SCPDRW	TD	TKP	TVR	VTK	WS	WTCD	WTKCUP	WTR
✓	✓		✓		✓	✓	✓	✓	✓		✓	✓	✓	✓	✓			✓

[1] This modification will allow the end to extend back to a maximum of 30″ deep.
[2] Not available on units over 36″ wide and only available when used in conjunction with attach toekick modification.
[3] Not available with 6″ fluting.
[4] Not available on 39″ wide.

Oven Cabinets

BUILT-IN SINGLE OVEN CABINET with DRAWERS, 108″ HIGH, 24″ DEEP

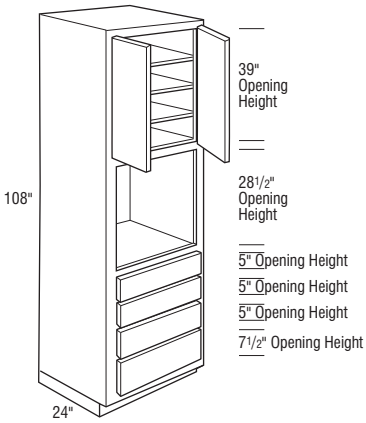

Specify appliance opening dimensions:

OCSD_ _AC
Single Oven with Drawers

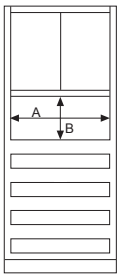

Appliance Opening Dimensions:
A _____
B _____

NOTE:
See chart for specific model appliance opening limitations.

Cabinet appliance openings may vary with modifications (i.e. clipped corner modification reduces maximum cut-out width by 3″ per clipped corner).

	Cubic Feet	1		2		3		4		5		6		7	
OCSD2710824AC	65.3	7396		7673		7902		8250		8645		9302		9959	
OCSD3010824AC	71.3	8087		8408		8669		9059		9507		10262		11017	
OCSD3310824AC	77.2	8663		9008		9265		9692		10271		11083		11895	
OCSD3610824AC	83.1	9373		9751		10039		10507		11146		12039		12932	
OCSD3910824AC	89.1	9735		10129		10425		10912		11583		12515		13447	

- Specify cut-out size.
- When Beaded Inset is ordered, the cabinet should be ordered to the appropriate width using the 1/4″ width modification instead of using the piece-in or cut-out applications.
- Cabinet openings are subject to change based on the cut-out. Please review the acknowledged drawing.
- Three adjustable shelves in upper section.
- Shipped with loose toe space unless Attach Toekick or Flush Toekick is specified.
- Increased Depths available in 1/4″ increments from 24 1/4″ to 26″.
- Reduced Depths available in 1/4″ increments from 12″ to 23 3/4″.
- Finish Flushed Ends standard.

	Standard Appliance Opening		Decreased Appliance Opening Width*		Increased Appliance Opening Width**		Appliance Opening Height***	
	Width (A)	Height (B)	Min. Width (A)	Max. Width (A)	Min. Width (A)	Max. Width (A)	Min. Height (B)	Max. Height (B)
OCSD2710824AC	24″	28 1/2″	12″	23 1/2″	24 1/16″	25″	27″	32 1/2″
OCSD3010824AC	27″	28 1/2″	15″	26 1/2″	27 1/16″	28″	27″	32 1/2″
OCSD3310824AC	30″	28 1/2″	18″	29 1/2″	30 1/16″	31″	27″	32 1/2″
OCSD3610824AC	33″	28 1/2″	21″	32 1/2″	33 1/16″	34″	27″	32 1/2″
OCSD3910824AC	36″	28 1/2″	24″	35 1/2″	36 1/16″	37″	27″	32 1/2″

*Decreased Appliance Opening Width can vary in 1/16″ increments by piecing in frame material.

**Increased Appliance Opening Width can vary in 1/16″ increments by cutting out the frame stiles.

***Appliance Opening Height could have a variance of 1/16″. By changing openings, it may require the door/drawer openings to change.

Door & Drawer Options

AF	CC	CG	GAMD	HC	IFHG	MC	MD	MFO	PRMD	SHMD	SPLITDR	SPLITDRWS
		✓	✓		✓		✓	✓	✓	✓		

End Panel Options

AUTH	CSFPE	EXBK[1]	EXDN	FL/FR	FPE	INTGE	IPE
✓		✓		✓			✓

Custom Modification Options

ADD_SHLF	ADDTK	ADRW	ATTTK	BVR	CBO	CCO	CFNTO	CFP	CFRMO	CLIP	CND	CSDGBK	DRWTK[2]	EX	EX_OL	FLUT[3]	FTK	ID
			✓		✓	✓	✓		✓		✓		✓	✓	✓	✓	✓	✓

IH	IW[4]	MIP	OBRB	PFINBTMB	RD	RECTK	RH	ROSFLUT[3]	RT	SCPDRW	TD	TKP	TVR	VTK	WS	WTCD	WTKCUP	WTR
✓	✓		✓		✓	✓		✓	✓		✓	✓	✓	✓	✓			✓

[1] This modification will allow the end to extend back to a maximum of 30″ deep.
[2] Not available on units over 36″ wide and only available when used in conjunction with attach toekick modification.
[3] Not available with 6″ fluting.
[4] Not available on 39″ wide.

IH/RH availability charts starting on page G•40.
IW/RW availability charts starting on page G•46.

DOUBLE OVEN TRIMMABLE CABINET, 84″, 87″, or 90″ HIGH, 24″ DEEP

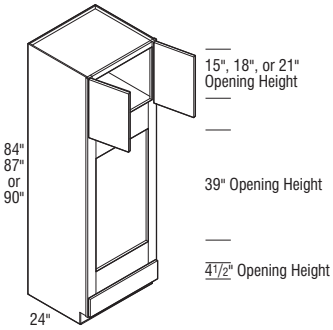

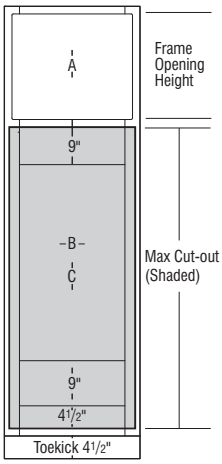

	Cubic Feet	1		2		3		4		5		6		7	
OCD278424	37.0	2559		2681		2785		2938		3079		3363		3647	
OCD308424	40.8	3010		3166		3277		3459		3636		3973		4310	
OCD338424	44.7	3675		3855		3994		4218		4437		4848		5259	
OCD368424	48.6	4044		4242		4397		4638		4880		5335		5790	
OCD398424	52.4	4226		4435		4596		4846		5099		5576		6053	
OCD278724	38.3	2708		2834		2938		3100		3251		3556		3861	
OCD308724	42.3	3187		3346		3465		3654		3842		4201		4560	
OCD338724	46.3	3834		4024		4168		4397		4634		5063		5492	
OCD368724	50.3	4221		4427		4584		4833		5094		5569		6044	
OCD398724	54.3	4408		4629		4793		5058		5328		5820		6312	
OCD279024AH	39.6	2852		2986		3093		3267		3426		3742		4058	
OCD309024AH	43.7	3363		3527		3650		3848		4051		4429		4807	
OCD339024AH	47.8	3992		4191		4340		4576		4827		5276		5725	
OCD369024AH	52.0	4394		4607		4774		5033		5307		5803		6299	
OCD399024AH	56.1	4593		4819		4991		5264		5548		6065		6582	

- AH represents upper section alignment with doors on 24″ or 27″ high cabinets.
- 90″ high includes one adjustable shelf in upper section.
- For built-in double oven applications, remove drawer as needed.
- All top and bottom cross rails are 1 1/2″ wide.
- Cabinet installation kit will not be included when depth is modified.
- A cabinet installation kit will be provided.
- Oven cabinet cut-out is shaded in gray and is cut out on job site.
- Increased Heights modification will increase the height of the upper cabinet section. The bottom section will retain its original height.

	A Frame Opening Height	B Cut-out Width		C Cut-out Height		Door Height (Upper Section)
		Min.	Max.	Min.	Max.	Full Overlay
OCD278424	15″	21″	25 1/2″	39″	60″	17 9/16″
OCD308424	15″	24″	28 1/2″	39″	60″	17 9/16″
OCD338424	15″	27″	31 1/2″	39″	60″	17 9/16″
OCD368424	15″	30″	34 1/2″	39″	60″	17 9/16″
OCD398424	15″	33″	37 1/2″	39″	60″	17 9/16″
OCD278724	18″	21″	25 1/2″	39″	60″	20 9/16″
OCD308724	18″	24″	28 1/2″	39″	60″	20 9/16″
OCD338724	18″	27″	31 1/2″	39″	60″	20 9/16″
OCD368724	18″	30″	34 1/2″	39″	60″	20 9/16″
OCD398724	18″	33″	37 1/2″	39″	60″	20 9/16″
OCD279024AH	21″	21″	25 1/2″	39″	60″	23 9/16″
OCD309024AH	21″	24″	28 1/2″	39″	60″	23 9/16″
OCD339024AH	21″	27″	31 1/2″	39″	60″	23 9/16″
OCD369024AH	21″	30″	34 1/2″	39″	60″	23 9/16″
OCD399024AH	21″	33″	37 1/2″	39″	60″	23 9/16″

Maximum cut-out dimension will allow 1/4″ reveal for doors and drawer fronts on full overlay for trim kit face clearance.

Door & Drawer Options

AF	CC	CG	GAMD	HC	IFHG	MC	MD	MFO	PRMD	SHMD	SPLITDR	SPLITDRWS
		✓	✓		✓		✓	✓	✓	✓	✓	

End Panel Options

AUTH	CSFPE	EXBK	EXDN	FL/FR	FPE	INTGE	IPE
✓	✓	✓			✓	✓	✓

Custom Modification Options

ADD_SHLF	ADDTK	ADRW	ATTTK	BVR	CBO	CCO	CFNTO	CFP	CFRMO	CLIP	CND	CSDGBK	DRWTK[1]	EX	EX_OL	FLUT[2]	FTK	ID
					✓	✓	✓		✓	✓	✓	✓	✓	✓	✓	✓	✓	✓

IH	IW[3]	MIP	OBRB	PFINBTMB	RD	RECTK	RH	ROSFLUT	RT	SCPDRW	TD	TKP	TVR	VTK	WS	WTCD	WTKCUP	WTR
✓	✓	✓	✓		✓	✓		✓	✓		✓	✓	✓	✓	✓			✓

[1] Not available on units over 36″ wide.
[2] Not available with 6″ fluting.
[3] Only available on 39″ wide.

Oven Cabinets

DOUBLE OVEN TRIMMABLE CABINET, 93″ or 96″ HIGH, 24″ DEEP

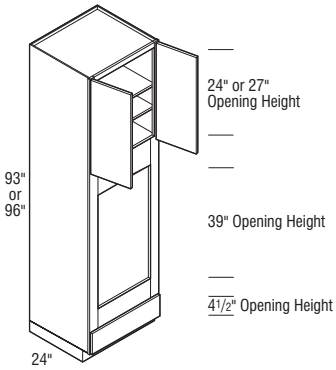

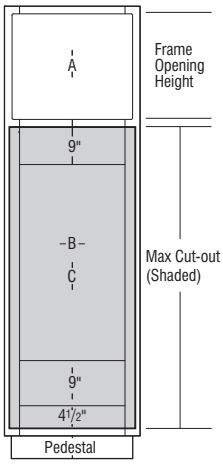

	Cubic Feet	1		2		3		4		5		6		7	
OCD279324AH	40.9	3023		3170		3286		3464		3636		3973		4310	
OCD309324AH	45.1	3566		3741		3875		4084		4301		4699		5097	
OCD339324AH	49.4	4188		4392		4547		4796		5047		5517		5987	
OCD369324AH	53.7	4606		4830		5002		5276		5552		6070		6588	
OCD399324AH	57.9	4815		5049		5229		5515		5805		6346		6887	

- AH represents upper section alignment with doors on 24″ or 27″ high cabinets.
- Upper section has one full depth adjustable shelf.

OCD279624	42.2	3189		3355		3472		3661		3847		4202		4557	
OCD309624	46.6	3770		3957		4098		4320		4549		4971		5393	
OCD339624	51.0	4378		4592		4755		5014		5269		5762		6255	
OCD369624	55.4	4817		5049		5229		5516		5798		6338		6878	
OCD399624	59.8	5035		5281		5469		5766		6059		6627		7195	

- Includes two adjustable shelves in upper section.
- Flush toekick option not available in conjunction with Wide Top Rail unless loose Flush Toekick is specified.

Notes below apply to all products in section above:

- Shipped with loose toekick unless ATTTK or Flush Toekick is specified.
- For built-in double oven applications, remove drawers as needed.
- All top and bottom cross rails are 1 1/2″ wide.
- Cabinet installation kit will not be included when depth is modified.
- A cabinet installation kit will be provided.
- Oven cabinet cut-out is shaded in gray and is cut out on job site.
- Increased Heights modification will increase the height of the upper cabinet section. The bottom section will retain its original height.

	A	B		C		Door Height
	Frame Opening Height	Cut-out Width		Cut-out Height		(Upper Section)
		Min.	Max.	Min.	Max.	Full Overlay
OCD279324AH	24″	21″	25 1/2″	39″	60″	26 9/16″
OCD309324AH	24″	24″	28 1/2″	39″	60″	26 9/16″
OCD339324AH	24″	27″	31 1/2″	39″	60″	26 9/16″
OCD369324AH	24″	30″	34 1/2″	39″	60″	26 9/16″
OCD399324AH	24″	33″	37 1/2″	39″	60″	26 9/16″
OCD279624	27″	21″	25 1/2″	39″	60″	29 9/16″
OCD309624	27″	24″	28 1/2″	39″	60″	29 9/16″
OCD339624	27″	27″	31 1/2″	39″	60″	29 9/16″
OCD369624	27″	30″	34 1/2″	39″	60″	29 9/16″
OCD399624	27″	33″	37 1/2″	39″	60″	29 9/16″

Maximum cut-out dimension will allow 1/4″ reveal for doors and drawer fronts on full overlay for trim kit face clearance.

Door & Drawer Options

AF	CC	CG	GAMD	HC	IFHG	MC	MD	MFO	PRMD	SHMD	SPLITDR	SPLITDRWS
		✓	✓		✓		✓	✓	✓	✓	✓	

End Panel Options

AUTH	CSFPE	EXBK	EXDN	FL/FR	FPE	INTGE	IPE
✓	✓	✓			✓	✓	✓

Custom Modification Options

ADD_SHLF	ADDTK	ADRW	ATTTK	BVR	CBO	CCO	CFNTO	CFP	CFRMO	CLIP	CND	CSDGBK	DRWTK[1]	EX	EX_OL	FLUT[2]	FTK	ID
			✓		✓	✓	✓		✓	✓	✓	✓	✓	✓	✓	✓	✓	✓

IH[3]	IW[4]	MIP	OBRB	PFINBTMB	RD	RECTK	RH	ROSFLUT	RT	SCPDRW	TD	TKP	TVR	VTK	WS	WTCD	WTKCUP	WTR
✓	✓	✓	✓		✓	✓		✓	✓		✓		✓	✓	✓			✓

[1] Not available on units over 36″ wide and only available when used in conjunction with attach toekick modification.
[2] Not available with 6″ fluting.
[3] Not available on 96″ high.
[4] Not available on 39″ wide.

IH/RH availability charts starting on page G•40.
IW/RW availability charts starting on page G•46.

SINGLE OVEN TRIMMABLE CABINET with DRAWERS, 84″, 87″, or 90″ HIGH, 24″ DEEP

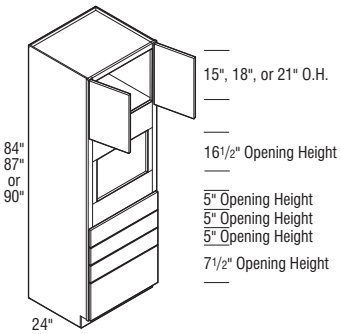

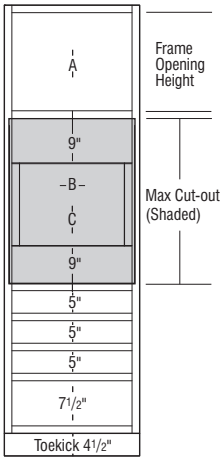

	Cubic Feet	1	2	3	4	5	6	7
OCSD278424	37.4	3302	3460	3580	3778	4024	4400	4776
OCSD308424	41.3	3618	3784	3923	4137	4359	4761	5163
OCSD338424	45.2	4120	4318	4359	4557	4998	5400	5802
OCSD368424	49.2	4534	4747	4793	5012	5496	5941	6386
OCSD398424	52.4	4740	4966	5012	5239	5746	6209	6672
OCSD278724	38.7	3438	3601	3704	3909	4244	4597	4950
OCSD308724	42.8	3761	3943	4080	4304	4544	4965	5386
OCSD338724	46.8	4194	4395	4498	4728	5105	5547	5989
OCSD368724	50.9	4612	4832	4949	5199	5617	6100	6583
OCSD398724	54.3	4822	5057	5174	5432	5870	6382	6894
OCSD279024	40.0	3570	3742	3830	4041	4459	4795	5131
OCSD309024	44.2	3903	4098	4242	4475	4731	5166	5601
OCSD339024	48.4	4263	4469	4639	4892	5213	5696	6179
OCSD369024	52.6	4691	4916	5102	5383	5736	6263	6790
OCSD399024	56.1	4902	5140	5337	5628	5998	6549	7100

- 90″ high includes one full depth adjustable shelf in upper section.
- All top and bottom cross rails are 1 1/2″ wide.
- Cabinet installation kit will not be included when depth is modified.

	A Frame Opening Height	B Cut-out Width		C Cut-out Height		Door Height (Upper Section)
		Min.	Max.	Min.	Max.	Full Overlay
OCSD278424	15″	21″	25″	16 1/2″	31 1/2″	17 9/16″
OCSD308424	15″	24″	28″	16 1/2″	31 1/2″	17 9/16″
OCSD338424	15″	27″	31″	16 1/2″	31 1/2″	17 9/16″
OCSD368424	15″	30″	34″	16 1/2″	31 1/2″	17 9/16″
OCSD398424	15″	33″	37″	16 1/2″	31 1/2″	17 9/16″
OCSD278724	18″	21″	25″	16 1/2″	31 1/2″	20 9/16″
OCSD308724	18″	24″	28″	16 1/2″	31 1/2″	20 9/16″
OCSD338724	18″	27″	31″	16 1/2″	31 1/2″	20 9/16″
OCSD368724	18″	30″	34″	16 1/2″	31 1/2″	20 9/16″
OCSD398724	18″	33″	37″	16 1/2″	31 1/2″	20 9/16″
OCSD279024	21″	21″	25″	16 1/2″	31 1/2″	23 9/16″
OCSD309024	21″	24″	28″	16 1/2″	31 1/2″	23 9/16″
OCSD339024	21″	27″	31″	16 1/2″	31 1/2″	23 9/16″
OCSD369024	21″	30″	34″	16 1/2″	31 1/2″	23 9/16″
OCSD399024	21″	33″	37″	16 1/2″	31 1/2″	23 9/16″

Maximum cut-out dimension will allow 1/4″ reveal for doors and drawer fronts on full overlay for trim kit face clearance.

Door & Drawer Options

AF	CC	CG	GAMD	HC	IFHG	MC	MD	MFO	PRMD	SHMD	SPLITDR	SPLITDRWS
		✓	✓		✓		✓	✓	✓	✓		

End Panel Options

AUTH	CSFPE	EXBK	EXDN	FL/FR	FPE	INTGE	IPE
✓	✓	✓			✓	✓	✓

Custom Modification Options

ADD_SHLF	ADDTK	ADRW	ATTTK	BVR	CBO	CCO	CFNTO	CFP	CFRMO	CLIP	CND	CSDGBK	DRWTK[1]	EX	EX_OL	FLUT[2]	FTK	ID
					✓	✓	✓		✓	✓	✓	✓	✓	✓	✓	✓	✓	✓

IH	IW[3]	MIP	OBRB	PFINBTMB	RD	RECTK	RH	ROSFLUT	RT	SCPDRW	TD	TKP	TVR	VTK	WS	WD	WTKCUP	WTR
✓	✓	✓	✓		✓	✓		✓	✓		✓	✓	✓	✓	✓			✓

[1] Not available on units over 36″ wide.
[2] Not available with 6″ fluting.
[3] Not available on 39″ wide.

SINGLE OVEN TRIMMABLE CABINET with DRAWERS, 93″ or 96″ HIGH, 24″ DEEP

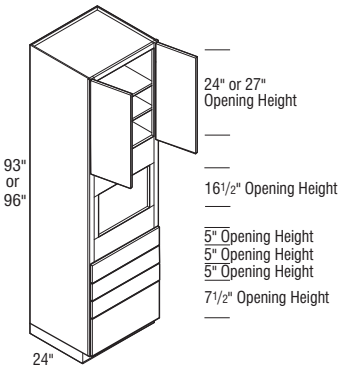

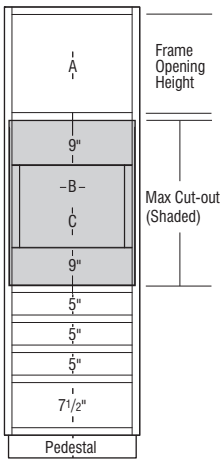

	Cubic Feet	1		2		3		4		5		6		7	
OCSD279324	41.3	3692		3869		3985		4202		4541		4924		5307	
OCSD309324	45.7	4083		4286		4440		4682		4958		5419		5880	
OCSD339324	50.0	4447		4666		4831		5097		5448		5949		6450	
OCSD369324	54.3	4892		5131		5312		5608		5993		6546		7099	
OCSD399324	57.9	5116		5364		5557		5863		6267		6845		7423	

- Includes one adjustable shelf in upper section.

OCSD279624	42.6	3811		3991		4140		4366		4622		5049		5476	
OCSD309624	47.1	4260		4468		4638		4891		5182		5672		6162	
OCSD339624	51.6	4634		4858		5025		5302		5678		6205		6732	
OCSD369624	56.1	5095		5340		5527		5831		6246		6826		7406	
OCSD399624	59.8	5330		5586		5778		6094		6530		7135		7740	

- Includes two adjustable shelves in upper section.
- Flush toekick option not available in conjunction with Wide Top Rail unless loose Flush Toekick is specified.

Notes below apply to all products in section above:

- Shipped with loose toekick unless ATTTK or Flush Toekick is specified.
- All top and bottom cross rails are 1 1/2″ wide.
- Cabinet installation kit will not be included when depth is modified.

	A	B		C		Door Height
	Frame Opening Height	Cut-out Width		Cut-out Height		(Upper Section)
		Min.	Max.	Min.	Max.	Full Overlay
OCSD279324	24″	21″	25″	16 1/2″	31 1/2″	26 9/16″
OCSD309324	24″	24″	28″	16 1/2″	31 1/2″	26 9/16″
OCSD339324	24″	27″	31″	16 1/2″	31 1/2″	26 9/16″
OCSD369324	24″	30″	34″	16 1/2″	31 1/2″	26 9/16″
OCSD399324	24″	33″	37″	16 1/2″	31 1/2″	26 9/16″
OCSD279624	27″	21″	25″	16 1/2″	31 1/2″	29 9/16″
OCSD309624	27″	24″	28″	16 1/2″	31 1/2″	29 9/16″
OCSD339624	27″	27″	31″	16 1/2″	31 1/2″	29 9/16″
OCSD369624	27″	30″	34″	16 1/2″	31 1/2″	29 9/16″
OCSD399624	27″	33″	37″	16 1/2″	31 1/2″	29 9/16″

Maximum cut-out dimension will allow 1/4″ reveal for doors and drawer fronts on full overlay for trim kit face clearance.

Door & Drawer Options

AF	CC	CG	GAMD	HC	IFHG	MC	MD	MFO	PRMD	SHMD	SPLITDR	SPLITDRWS
		✓	✓		✓		✓	✓	✓	✓		

End Panel Options

AUTH	CSFPE	EXBK	EXDN	FL/FR	FPE	INTGE	IPE
✓	✓	✓			✓	✓	✓

Custom Modification Options

ADD_SHLF	ADDTK	ADRW	ATTTK	BVR	CBO	CCO	CFNTO	CFP	CFRMO	CLIP	CND	CSDGBK	DRWTK[1]	EX	EX_OL	FLUT[2]	FTK	ID
			✓		✓	✓	✓		✓	✓	✓	✓	✓	✓	✓	✓	✓	✓

IH	IW	MIP	OBRB	PFINBTMB	RD	RECTK	RH	ROSFLUT	RT	SCPDRW	TD	TKP	TVR	VTK	WS	WD	WTKCUP	WTR
		✓	✓		✓	✓		✓	✓		✓		✓	✓	✓			✓

[1] Not available on units over 36″ wide and only available when used in conjunction with attach toekick modification.
[2] Not available with 6″ fluting.

IH/RH availability charts starting on page G•40.
IW/RW availability charts starting on page G•46.

BUILT-IN SINGLE OVEN CABINET, 84″, 87″, or 90″ HIGH, 24″ DEEP

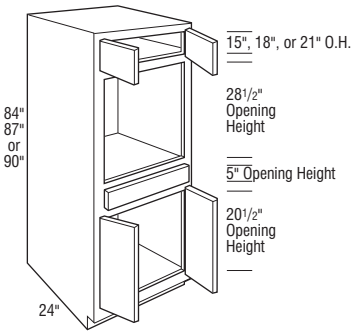

Specify appliance opening dimensions:

OCS_ _AC
Single Oven

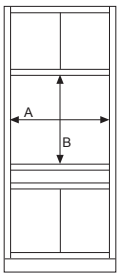

Appliance Opening Dimensions:
A _____
B _____

NOTE:
See chart for specific model appliance opening limitations.

Cabinet appliance openings may vary with modifications (i.e. clipped corner modification reduces maximum cut-out width by 3″ per clipped corner).

	Cubic Feet	1	2	3	4	5	6	7
OCS278424AC	37.4	3162	3318	3426	3619	3848	4208	4568
OCS308424AC	41.3	3456	3627	3758	3961	4168	4557	4946
OCS338424AC	45.2	3943	4132	4169	4360	4784	5166	5548
OCS368424AC	49.2	4338	4547	4586	4796	5264	5685	6106
OCS398424AC	53.1	4536	4750	4796	5013	5501	5944	6387
OCS278724AC	38.7	3292	3449	3543	3739	4057	4399	4741
OCS308724AC	42.8	3596	3775	3907	4121	4347	4748	5149
OCS338724AC	46.8	4013	4207	4304	4525	4886	5308	5730
OCS368724AC	50.9	4410	4630	4735	4976	5375	5843	6311
OCS398724AC	55.0	4613	4837	4950	5204	5618	6108	6598
OCS279024AC	40.0	3421	3582	3661	3866	4264	4586	4908
OCS309024AC	44.2	3739	3922	4057	4287	4527	4947	5367
OCS339024AC	48.4	4080	4282	4438	4683	4990	5452	5914
OCS369024AC	52.6	4491	4709	4883	5153	5485	5998	6511
OCS399024AC	56.8	4693	4924	5102	5387	5736	6270	6804

- Specify cut-out size.
- When Beaded Inset is ordered, the cabinet should be ordered to the appropriate width using the 1/4″ width modification instead of using the piece-in or cut-out applications.
- Cabinet openings are subject to change based on the cut-out. Please review the acknowledged drawing.
- 90″ high includes one adjustable shelf in upper section.
- Increased Depths available in 1/4″ increments from 24 1/4″ to 30″.
- Reduced Depths available in 1/4″ increments from 12″ to 23 3/4″.
- Ordering Maximum Width Cut-out on cabinet will change end panel thickness from 1/2″ to 3/8″ for non-flush ends, and from 5/8″ to 1/2″ for flush ends.

	Standard Appliance Opening		Decreased Appliance Opening Width*		Increased Appliance Opening Width**		Appliance Opening Height***	
	Width (A)	Height (B)	Min. Width (A)	Max. Width (A)	Min. Width (A)	Max. Width (A)	Min. Height (B)	Max. Height (B)
OCS278424AC	24″	28 1/2″	12″	23 1/2″	24 1/16″	25 1/2″	27″	32 1/2″
OCS308424AC	27″	28 1/2″	15″	26 1/2″	27 1/16″	28 1/2″	27″	32 1/2″
OCS338424AC	30″	28 1/2″	18″	29 1/2″	30 1/16″	31 1/2″	27″	32 1/2″
OCS368424AC	33″	28 1/2″	21″	32 1/2″	33 1/16″	34 1/2″	27″	32 1/2″
OCS398424AC	36″	28 1/2″	24″	35 1/2″	36 1/16″	37 1/2″	27″	32 1/2″
OCS278724AC	24″	28 1/2″	12″	23 1/2″	24 1/16″	25 1/2″	27″	32 1/2″
OCS308724AC	27″	28 1/2″	15″	26 1/2″	27 1/16″	28 1/2″	27″	32 1/2″
OCS338724AC	30″	28 1/2″	18″	29 1/2″	30 1/16″	31 1/2″	27″	32 1/2″
OCS368724AC	33″	28 1/2″	21″	32 1/2″	33 1/16″	34 1/2″	27″	32 1/2″
OCS398724AC	36″	28 1/2″	24″	35 1/2″	36 1/16″	37 1/2″	27″	32 1/2″
OCS279024AC	24″	28 1/2″	12″	23 1/2″	24 1/16″	25 1/2″	27″	32 1/2″
OCS309024AC	27″	28 1/2″	15″	26 1/2″	27 1/16″	28 1/2″	27″	32 1/2″
OCS339024AC	30″	28 1/2″	18″	29 1/2″	30 1/16″	31 1/2″	27″	32 1/2″
OCS369024AC	33″	28 1/2″	21″	32 1/2″	33 1/16″	34 1/2″	27″	32 1/2″
OCS399024AC	36″	28 1/2″	24″	35 1/2″	36 1/16″	37 1/2″	27″	32 1/2″

*Decreased Appliance Opening Width can vary in 1/16″ increments by piecing in frame material.

**Increased Appliance Opening Width can vary in 1/16″ increments by cutting out the frame stiles.

***Appliance Opening Height could have a variance of 1/16″. By changing openings, it may require the door/drawer openings to change.

Door & Drawer Options

AF	CC	CG	GAMD	HC	IFHG	MC	MD	MFO	PRMD	SHMD[1]	SPLITDR	SPLITDRWS
		✓	✓		✓		✓	✓	✓	✓	✓	✓

End Panel Options

AUTH	CSFPE[2]	EXBK	EXDN	FL/FR	FPE	INTGE[2]	IPE[2]
✓	✓	✓		✓	✓	✓	✓

Custom Modification Options

ADD_SHLF	ADDTK	ADRW	ATTTK	BVR	CBO	CCO	CFNTO	CFP	CFRMO	CLIP	CND	CSDGBK	DRWTK[3]	EX	EX_OL	FLUT[4]	FTK	ID
					✓	✓	✓		✓	✓	✓	✓	✓	✓	✓	✓	✓	✓

IH	IW[5]	MIP	OBRB	PFINBTMB	RD	RECTK	RH	ROSFLUT	RT	SCPDRW	TD	TKP	TVR	VTK	WS	WTCD	WTKCUP	WTR
✓	✓	✓	✓		✓	✓		✓	✓		✓	✓	✓	✓	✓			✓

[1] Only available on top section.
[2] Not available when cut-out width is greater than standard.
[3] Not available on units over 36″ wide.
[4] Not available with 6″ fluting.
[5] Not available on 39″ wide.

Oven Cabinets

BUILT-IN SINGLE OVEN CABINET, 93″ or 96″ HIGH, 24″ DEEP

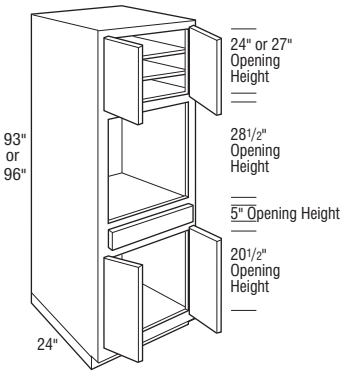

	Cubic Feet	1	2	3	4	5	6	7
OCS279324AC	41.3	3533	3703	3811	4023	4344	4712	5080
OCS309324AC	45.7	3911	4101	4248	4486	4742	5186	5630
OCS339324AC	50.0	4256	4464	4624	4880	5211	5696	6181
OCS369324AC	54.3	4682	4911	5084	5368	5734	6267	6800
OCS399324AC	58.7	4895	5135	5312	5613	5995	6549	7103

- Includes one adjustable shelf in upper section.

OCS279624AC	42.6	3644	3825	3964	4176	4421	4836	5251
OCS309624AC	47.1	4079	4281	4437	4682	4960	5425	5890
OCS339624AC	51.6	4432	4644	4805	5074	5432	5938	6444
OCS369624AC	56.1	4876	5109	5284	5583	5979	6530	7081
OCS399624AC	60.6	5097	5341	5527	5836	6248	6827	7406

- Includes two adjustable shelves in upper section.
- Flush Toekick modification not available in conjunction with Wide Top Rail unless loose Flush Toekick is specified.

Notes below apply to all products in section above:

- Specify cut-out size.
- When Beaded Inset is ordered, the cabinet should be ordered to the appropriate width using the 1/4″ width modification instead of using the piece-in or cut-out applications.
- Cabinet openings are subject to change based on the cut-out. Please review the acknowledged drawing.
- Shipped with loose toe space unless Attach Toekick or Flush Toekick is specified.
- Increased Depths available in 1/4″ increments from 24 1/4″ to 30″.
- Reduced Depths available in 1/4″ increments from 12″ to 23 3/4″.
- Ordering Maximum Width Cut-out on cabinet will change end panel thickness from 1/2″ to 3/8″ for non-flush ends, and from 5/8″ to 1/2″ for flush ends.

Specify appliance opening dimensions:

OCS_ _AC
Single Oven

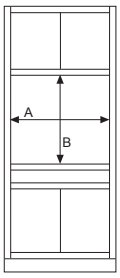

Appliance Opening Dimensions:
A _____
B _____

NOTE:
See chart for specific model appliance opening limitations.

Cabinet appliance openings may vary with modifications (i.e. clipped corner modification reduces maximum cut-out width by 3″ per clipped corner).

	Standard Appliance Opening		Decreased Appliance Opening Width*		Increased Appliance Opening Width**		Appliance Opening Height***	
	Width (A)	Height (B)	Min. Width (A)	Max. Width (A)	Min. Width (A)	Max. Width (A)	Min. Height (B)	Max. Height (B)
OCS279324AC	24″	28 1/2″	12″	23 1/2″	24 1/16″	25 1/2″	27″	32 1/2″
OCS309324AC	27″	28 1/2″	15″	26 1/2″	27 1/16″	28 1/2″	27″	32 1/2″
OCS339324AC	30″	28 1/2″	18″	29 1/2″	30 1/16″	31 1/2″	27″	32 1/2″
OCS369324AC	33″	28 1/2″	21″	32 1/2″	33 1/16″	34 1/2″	27″	32 1/2″
OCS399324AC	36″	28 1/2″	24″	35 1/2″	36 1/16″	37 1/2″	27″	32 1/2″
OCS279624AC	24″	28 1/2″	12″	23 1/2″	24 1/16″	25 1/2″	27″	32 1/2″
OCS309624AC	27″	28 1/2″	15″	26 1/2″	27 1/16″	28 1/2″	27″	32 1/2″
OCS339624AC	30″	28 1/2″	18″	29 1/2″	30 1/16″	31 1/2″	27″	32 1/2″
OCS369624AC	33″	28 1/2″	21″	32 1/2″	33 1/16″	34 1/2″	27″	32 1/2″
OCS399624AC	36″	28 1/2″	24″	35 1/2″	36 1/16″	37 1/2″	27″	32 1/2″

*Decreased Appliance Opening Width can vary in 1/16″ increments by piecing in frame material.

**Increased Appliance Opening Width can vary in 1/16″ increments by cutting out the frame stiles.

***Appliance Opening Height could have a variance of 1/16″. By changing openings, it may require the door/drawer openings to change.

Door & Drawer Options

AF	CC	CG	GAMD	HC	IFHG	MC	MD	MFO	PRMD	SHMD[1]	SPLITDR	SPLITDRWS
		✓	✓		✓		✓	✓	✓	✓	✓	✓

End Panel Options

AUTH	CSFPE[2]	EXBK	EXDN	FL/FR	FPE	INTGE[2]	IPE[2]
✓	✓	✓		✓	✓	✓	✓

Custom Modification Options

ADD_SHLF	ADDTK	ADRW	ATTTK	BVR	CBO	CCO	CFNTO	CFP	CFRMO	CLIP	CND	CSDGBK	DRWTK[3]	EX	EX_OL	FLUT[4]	FTK	ID
			✓		✓	✓	✓		✓	✓	✓	✓	✓	✓	✓	✓	✓	✓

IH	IW[5]	MIP	OBRB	PFINBTMB	RD	RECTK	RH	ROSFLUT	RT	SCPDRW	TD	TKP	TVR	VTK	WS	WTCD	WTKCUP	WTR
	✓	✓	✓		✓	✓		✓	✓		✓		✓	✓	✓			✓

[1] Only available on top section.
[2] Not available when cut-out width is greater than standard.
[3] Not available on units over 36″ wide and only available when used in conjunction with attach toekick modification.
[4] Not available with 6″ fluting.
[5] Not available on 39″ wide.

IH/RH availability charts starting on page G•40.
IW/RW availability charts starting on page G•46.

BUILT-IN SINGLE OVEN CABINET, 102″ HIGH, 24″ DEEP

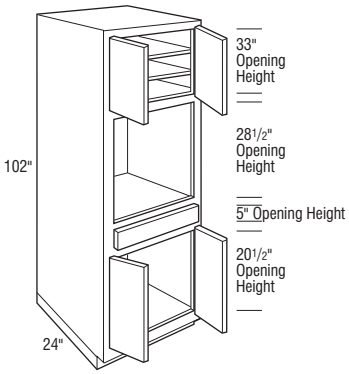

Specify appliance opening dimensions:

OCS_ _AC
Single Oven

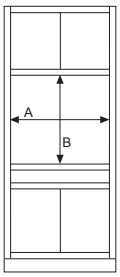

Appliance Opening Dimensions:
A _____
B _____

NOTE:
See chart for specific model appliance opening limitations.

Cabinet appliance openings may vary with modifications (i.e. clipped corner modification reduces maximum cut-out width by 3″ per clipped corner).

	Cubic Feet	1		2		3		4		5		6		7	
OCS2710224AC	61.9	6431		6682		6875		7169		7509		8085		8661	
OCS3010224AC	67.5	7035		7315		7531		7871		8257		8902		9547	
OCS3310224AC	73.1	7524		7819		8042		8415		8912		9614		10316	
OCS3610224AC	78.8	8140		8464		8707		9121		9671		10435		11199	
OCS3910224AC	84.4	8447		8786		9044		9472		10044		10847		11650	

- Specify cut-out size.
- When Beaded Inset is ordered, the cabinet should be ordered to the appropriate width using the 1/4″ width modification instead of using the piece-in or cut-out applications.
- Cabinet openings are subject to change based on the cut-out. Please review the acknowledged drawing.
- Two adjustable shelves in upper section.
- Shipped with loose toe space unless Attach Toekick or Flush Toekick is specified.
- Increased Depths available in 1/4″ increments from 24 1/4″ to 26″.
- Reduced Depths available in 1/4″ increments from 12″ to 23 3/4″.
- Finish Flushed Ends standard.

	Standard Appliance Opening		Decreased Appliance Opening Width*		Increased Appliance Opening Width**		Appliance Opening Height***	
	Width (A)	Height (B)	Min. Width (A)	Max. Width (A)	Min. Width (A)	Max. Width (A)	Min. Height (B)	Max. Height (B)
OCS2710224AC	24″	28 1/2″	12″	23 1/2″	24 1/16″	25″	27″	32 1/2″
OCS3010224AC	27″	28 1/2″	15″	26 1/2″	27 1/16″	28″	27″	32 1/2″
OCS3310224AC	30″	28 1/2″	18″	29 1/2″	30 1/16″	31″	27″	32 1/2″
OCS3610224AC	33″	28 1/2″	21″	32 1/2″	33 1/16″	34″	27″	32 1/2″
OCS3910224AC	36″	28 1/2″	24″	35 1/2″	36 1/16″	37″	27″	32 1/2″

*Decreased Appliance Opening Width can vary in 1/16″ increments by piecing in frame material.

**Increased Appliance Opening Width can vary in 1/16″ increments by cutting out the frame stiles.

***Appliance Opening Height could have a variance of 1/16″. By changing openings, it may require the door/drawer openings to change.

Door & Drawer Options

AF	CC	CG	GAMD	HC	IFHG	MC	MD	MFO	PRMD	SHMD[1]	SPLITDR	SPLITDRWS
		✓	✓		✓		✓	✓	✓	✓	✓	✓

End Panel Options

AUTH	CSFPE	EXBK[2]	EXDN	FL/FR	FPE	INTGE	IPE
✓		✓		✓			✓

Custom Modification Options

ADD_SHLF	ADDTK	ADRW	ATTTK	BVR	CBO	CCO	CFNTO	CFP	CFRMO	CLIP	CND	CSDGBK	DRWTK[3]	EX	EX_OL	FLUT[4]	FTK	ID
			✓		✓	✓	✓		✓		✓		✓	✓	✓	✓	✓	✓

IH	IW[5]	MIP	OBRB	PFINBTMB	RD	RECTK	RH	ROSFLUT[4]	RT	SCPDRW	TD	TKP	TVR	VTK	WS	WTCD	WTKCUP	WTR
✓	✓		✓		✓	✓	✓	✓	✓		✓	✓	✓	✓	✓			✓

[1] Only available on top section.
[2] This modification will allow the end to extend back to a maximum of 30″ deep.
[3] Not available on units over 36″ wide and only available when used in conjunction with attach toekick modification.
[4] Not available with 6″ fluting.
[5] Not available on 39″ wide.

Oven Cabinets

BUILT-IN SINGLE OVEN CABINET, 108″ HIGH, 24″ DEEP

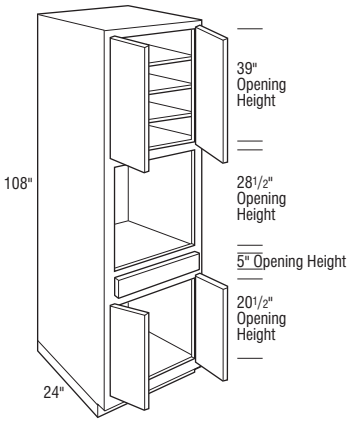

Specify appliance opening dimensions:

OCS_ _AC
Single Oven

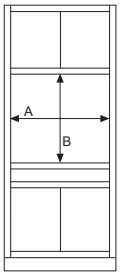

Appliance Opening Dimensions:

A _____

B _____

NOTE:

See chart for specific model appliance opening limitations.

Cabinet appliance openings may vary with modifications (i.e. clipped corner modification reduces maximum cut-out width by 3″ per clipped corner).

	Cubic Feet	1		2		3		4		5		6		7	
OCS2710824AC	65.3	7138		7417		7631		7958		8335		8974		9613	
OCS3010824AC	71.3	7808		8120		8360		8737		9165		9881		10597	
OCS3310824AC	77.2	8352		8679		8927		9341		9892		10672		11452	
OCS3610824AC	83.1	9036		9395		9664		10125		10735		11583		12431	
OCS3910824AC	89.1	9376		9752		10039		10514		11149		12041		12933	

- Specify cut-out size.
- When Beaded Inset is ordered, the cabinet should be ordered to the appropriate width using the 1/4″ width modification instead of using the piece-in or cut-out applications.
- Cabinet openings are subject to change based on the cut-out. Please review the acknowledged drawing.
- Three adjustable shelves in upper section.
- Shipped with loose toe space unless Attach Toekick or Flush Toekick is specified.
- Increased Depths available in 1/4″ increments from 24 1/4″ to 26″.
- Reduced Depths available in 1/4″ increments from 12″ to 23 3/4″.
- Finish Flushed Ends standard.

	Standard Appliance Opening		Decreased Appliance Opening Width*		Increased Appliance Opening Width**		Appliance Opening Height***	
	Width (A)	Height (B)	Min. Width (A)	Max. Width (A)	Min. Width (A)	Max. Width (A)	Min. Height (B)	Max. Height (B)
OCS2710824AC	24″	28 1/2″	12″	23 1/2″	24 1/16″	25″	27″	32 1/2″
OCS3010824AC	27″	28 1/2″	15″	26 1/2″	27 1/16″	28″	27″	32 1/2″
OCS3310824AC	30″	28 1/2″	18″	29 1/2″	30 1/16″	31″	27″	32 1/2″
OCS3610824AC	33″	28 1/2″	21″	32 1/2″	33 1/16″	34″	27″	32 1/2″
OCS3910824AC	36″	28 1/2″	24″	35 1/2″	36 1/16″	37″	27″	32 1/2″

*Decreased Appliance Opening Width can vary in 1/16″ increments by piecing in frame material.

**Increased Appliance Opening Width can vary in 1/16″ increments by cutting out the frame stiles.

***Appliance Opening Height could have a variance of 1/16″. By changing openings, it may require the door/drawer openings to change.

Door & Drawer Options

AF	CC	CG	GAMD	HC	IFHG	MC	MD	MFO	PRMD	SHMD[1]	SPLITDR	SPLITDRWS
		✓	✓		✓		✓	✓	✓	✓	✓	✓

End Panel Options

AUTH	CSFPE	EXBK[2]	EXDN	FL/FR	FPE	INTGE	IPE
✓		✓		✓			✓

Custom Modification Options

ADD_SHLF	ADDTK	ADRW	ATTTK	BVR	CBO	CCO	CFNTO	CFP	CFRMO	CLIP	CND	CSDGBK	DRWTK[3]	EX	EX_OL	FLUT[4]	FTK	ID
			✓		✓	✓	✓		✓		✓		✓	✓	✓	✓	✓	✓

IH	IW[5]	MIP	OBRB	PFINBTMB	RD	RECTK	RH	ROSFLUT[4]	RT	SCPDRW	TD	TKP	TVR	VTK	WS	WTCD	WTKCUP	WTR
	✓		✓		✓	✓		✓	✓		✓	✓	✓	✓	✓			✓

[1] Only available on top section.
[2] This modification will allow the end to extend back to a maximum of 30″ deep.
[3] Not available on units over 36″ wide and only available when used in conjunction with attach toekick modification.
[4] Not available with 6″ fluting.
[5] Not available on 39″ wide.

IH/RH availability charts starting on page G•40.
IW/RW availability charts starting on page G•46.

SINGLE OVEN TRIMMABLE CABINET, 84″, 87″, or 90″ HIGH, 24″ DEEP

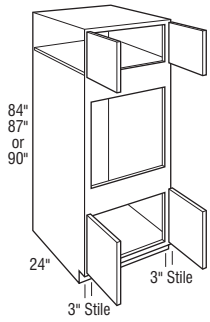

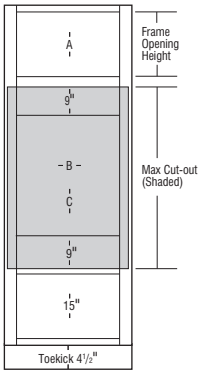

	Cubic Feet	1	2	3	4	5	6	7
OCS278424	37.4	3162	3318	3426	3619	3848	4208	4568
OCS308424	41.3	3456	3627	3758	3961	4168	4557	4946
OCS338424	45.2	3943	4132	4169	4360	4784	5166	5548
OCS368424	49.2	4338	4547	4586	4796	5264	5685	6106
OCS398424	52.4	4536	4750	4796	5013	5501	5944	6387
OCS278724	38.7	3292	3449	3543	3739	4057	4399	4741
OCS308724	42.8	3596	3775	3907	4121	4347	4748	5149
OCS338724	46.8	4013	4207	4304	4525	4886	5308	5730
OCS368724	50.9	4410	4630	4735	4976	5375	5843	6311
OCS398724	54.3	4613	4837	4950	5204	5618	6108	6598
OCS279024AH	40.0	3421	3582	3661	3866	4264	4586	4908
OCS309024AH	44.2	3739	3922	4057	4287	4527	4947	5367
OCS339024AH	48.4	4080	4282	4438	4683	4990	5452	5914
OCS369024AH	52.6	4491	4709	4883	5153	5485	5998	6511
OCS399024AH	56.1	4693	4924	5102	5387	5736	6270	6804

- AH represents upper section alignment with doors on 24″ or 27″ high cabinets.
- 90″ high includes one adjustable shelf in upper section.
- All top and bottom cross rails are 1 1/2″ wide.
- Cabinet installation kit will not be included when depth is modified.
- A cabinet installation kit will be provided.
- Oven cabinet cut-out is shaded in gray and is cut out on job site.
- Increased Heights modification will increase the height of the upper cabinet section. The bottom section will retain its original height.

	A Frame Opening Height	B Cut-out Width		C Cut-out Height		Door Height (Upper Section)
		Min.	Max.	Min.	Max.	Full Overlay
OCS278424	15″	21″	25 1/2″	28 1/2″	43 1/2″	17 1/2″
OCS308424	15″	24″	28 1/2″	28 1/2″	43 1/2″	17 1/2″
OCS338424	15″	27″	31 1/2″	28 1/2″	43 1/2″	17 1/2″
OCS368424	15″	30″	34 1/2″	28 1/2″	43 1/2″	17 1/2″
OCS398424	15″	33″	37 1/2″	28 1/2″	43 1/2″	17 1/2″
OCS278724	18″	21″	25 1/2″	28 1/2″	43 1/2″	20 1/2″
OCS308724	18″	24″	28 1/2″	28 1/2″	43 1/2″	20 1/2″
OCS338724	18″	27″	31 1/2″	28 1/2″	43 1/2″	20 1/2″
OCS368724	18″	30″	34 1/2″	28 1/2″	43 1/2″	20 1/2″
OCS398724	18″	33″	37 1/2″	28 1/2″	43 1/2″	20 1/2″
OCS279024AH	21″	21″	25 1/2″	28 1/2″	43 1/2″	23 1/2″
OCS309024AH	21″	24″	28 1/2″	28 1/2″	43 1/2″	23 1/2″
OCS339024AH	21″	27″	31 1/2″	28 1/2″	43 1/2″	23 1/2″
OCS369024AH	21″	30″	34 1/2″	28 1/2″	43 1/2″	23 1/2″
OCS399024AH	21″	33″	37 1/2″	28 1/2″	43 1/2″	23 1/2″

Maximum cut-out dimension will allow 1/4″ reveal for doors and drawer fronts on full overlay for trim kit face clearance.

Door & Drawer Options

AF	CC	CG	GAMD	HC	IFHG	MC	MD	MFO	PRMD	SHMD	SPLITDR	SPLITDRWS
		✓	✓		✓		✓	✓	✓	✓	✓	

End Panel Options

AUTH	CSFPE	EXBK	EXDN	FL/FR	FPE	INTGE	IPE
✓	✓	✓			✓	✓	✓

Custom Modification Options

ADD_SHLF	ADDTK	ADRW	ATTTK	BVR	CBO	CCO	CFNTO	CFP	CFRMO	CLIP	CND	CSDGBK	DRWTK[1]	EX	EX_OL	FLUT[2]	FTK	ID
					✓	✓	✓		✓	✓	✓	✓	✓	✓	✓	✓	✓	✓

IH	IW[3]	MIP	OBRB	PFINBTMB	RD	RECTK	RH	ROSFLUT	RT	SCPDRW	TD	TKP	TVR	VTK	WS	WTCD	WTKCUP	WTR
✓	✓	✓	✓		✓	✓		✓	✓		✓	✓	✓	✓	✓			✓

[1] Not available on units over 36″ wide.
[2] Not available with 6″ fluting.
[3] Not available on 39″ wide.

Oven Cabinets

SINGLE OVEN TRIMMABLE CABINET, 93″ or 96″ HIGH, 24″ DEEP

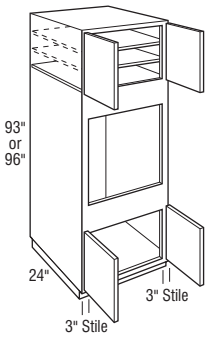

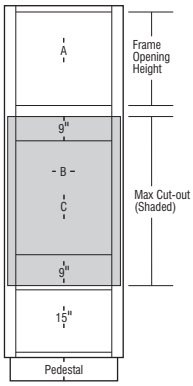

	Cubic Feet	1		2		3		4		5		6		7	
OCS279324AH	41.3	3533		3703		3811		4023		4344		4712		5080	
OCS309324AH	45.7	3911		4101		4248		4486		4742		5186		5630	
OCS339324AH	50.0	4256		4464		4624		4880		5211		5696		6181	
OCS369324AH	54.3	4682		4911		5084		5368		5734		6267		6800	
OCS399324AH	57.9	4895		5135		5312		5613		5995		6549		7103	

- AH represents upper section alignment with doors on 24″ or 27″ high cabinets.
- Includes one adjustable shelf in upper section.

OCS279624	42.6	3644		3825		3964		4176		4421		4836		5251	
OCS309624	47.1	4079		4281		4437		4682		4960		5425		5890	
OCS339624	51.6	4432		4644		4805		5074		5432		5938		6444	
OCS369624	56.1	4876		5109		5284		5583		5979		6530		7081	
OCS399624	59.3	5097		5341		5527		5836		6248		6827		7406	

- Includes two adjustable shelves in upper section.
- Flush toekick option not available in conjunction with Wide Top Rail unless loose Flush Toekick is specified.

Notes below apply to all products in section above:

- Shipped with loose toekick unless ATTTK or Flush Toekick is specified.
- All top and bottom cross rails are 1 1/2″ wide.
- Cabinet installation kit will not be included when depth is modified.
- A cabinet installation kit will be provided.
- Oven cabinet cut-out is shaded in gray and is cut out on job site.
- Increased Heights modification will increase the height of the upper cabinet section. The bottom section will retain its original height.

	A Frame Opening Height	B Cut-out Width		C Cut-out Height		Door Height (Upper Section)
		Min.	Max.	Min.	Max.	Full Overlay
OCS279324AH	24"	21"	25 1/2"	28 1/2"	43 1/2"	26 1/2"
OCS309324AH	24"	24"	28 1/2"	28 1/2"	43 1/2"	26 1/2"
OCS339324AH	24"	27"	31 1/2"	28 1/2"	43 1/2"	26 1/2"
OCS369324AH	24"	30"	34 1/2"	28 1/2"	43 1/2"	26 1/2"
OCS399324AH	24"	33"	37 1/2"	28 1/2"	43 1/2"	26 1/2"
OCS279624	27"	21"	25 1/2"	28 1/2"	43 1/2"	29 1/2"
OCS309624	27"	24"	28 1/2"	28 1/2"	43 1/2"	29 1/2"
OCS339624	27"	27"	31 1/2"	28 1/2"	43 1/2"	29 1/2"
OCS369624	27"	30"	34 1/2"	28 1/2"	43 1/2"	29 1/2"
OCS399624	27"	33"	37 1/2"	28 1/2"	43 1/2"	29 1/2"

Maximum cut-out dimension will allow 1/4″ reveal for doors and drawer fronts on full overlay for trim kit face clearance.

Door & Drawer Options

AF	CC	CG	GAMD	HC	IFHG	MC	MD	MFO	PRMD	SHMD	SPLITDR	SPLITDRWS
		✓	✓		✓		✓	✓	✓	✓	✓	✓

End Panel Options

AUTH	CSFPE	EXBK	EXDN	FL/FR	FPE	INTGE	IPE
✓	✓	✓			✓	✓	✓

Custom Modification Options

ADD_SHLF	ADDTK	ADRW	ATTTK	BVR	CBO	CCO	CFNTO	CFP	CFRMO	CLIP	CND	CSDGBK	DRWTK[1]	EX	EX_OL	FLUT[2]	FTK	ID
			✓		✓	✓	✓		✓	✓	✓	✓	✓	✓	✓	✓	✓	✓

IH[3]	IW[4]	MIP	OBRB	PFINBTMB	RD	RECTK	RH	ROSFLUT	RT	SCPDRW	TD	TKP	TVR	VTK	WS	WTCD	WTKCUP	WTR
✓	✓	✓	✓		✓	✓		✓	✓		✓		✓	✓	✓			✓

[1] Not available on units over 36″ wide and only used in conjunction with attach toekick modification.
[2] Not available with 6″ fluting.
[3] Not available on 96″ high.
[4] Not available on 39″ wide.

IH/RH availability charts starting on page G•40.
IW/RW availability charts starting on page G•46.

SINGLE OVEN TRIMMABLE CABINET with DEEP DRAWER, 84″, 87″, or 90″ HIGH, 24″ DEEP

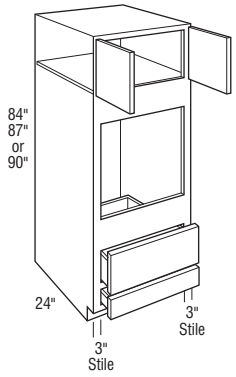

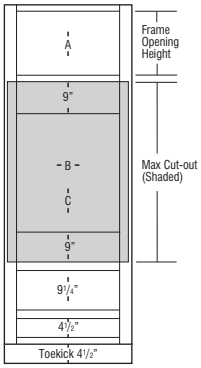

	Cubic Feet	1	2	3	4	5	6	7
OCS278424DD	37.4	3357	3521	3646	3844	4040	4418	4796
OCS308424DD	41.3	3940	4132	4279	4512	4741	5185	5629
OCS338424DD	45.2	4298	4508	4668	4922	5172	5656	6140
OCS368424DD	49.2	4806	5041	5220	5504	5784	6325	6866
OCS398424DD	53.2	5276	5534	5731	6043	6350	6944	7538
OCS278724DD	38.7	3655	3834	3970	4186	4399	4811	5223
OCS308724DD	42.8	4257	4465	4624	4876	5124	5603	6082
OCS338724DD	46.8	4697	4926	5101	5379	5652	6181	6710
OCS368724DD	50.9	5244	5501	5696	6006	6311	6902	7493
OCS398724DD	55.0	5765	6047	6261	6602	6938	7587	8236
OCS279024DDAH	40.0	3951	4144	4292	4525	4755	5200	5645
OCS309024DDAH	44.2	4572	4795	4966	5236	5502	6017	6532
OCS339024DDAH	48.4	5094	5343	5532	5834	6131	6704	7277
OCS369024DDAH	52.7	5682	5959	6171	6507	6838	7478	8118
OCS399024DDAH	56.9	6253	6559	6791	7161	7525	8230	8935

- AH represents upper section alignment with doors on 24″ or 27″ high cabinets.
- 90″ high includes one adjustable shelf in upper section.
- All top and bottom cross rails are 1 1/2″ wide.
- For built-in appliance support, OCINSTALLKIT is included in 24″ deep oven cabinets.
- Oven cabinet cut-out is shaded in gray and is cut out on job site.
- Cabinet installation kit will not be included when depth is modified.
- A cabinet installation kit will be provided.
- Increased Heights modification will increase the height of the upper cabinet section. The bottom section will retain its original height.
- Reduced Depths available in 1/4″ increments from 12″ to 23 3/4″.

	A Frame Opening Height	B Cut-out Width		C Cut-out Height		Door Height (Upper Section)
		Min.	Max.	Min.	Max.	Full Overlay
OCS278424DD	15″	21″	25 1/2″	27 3/4″	42 3/4″	17 1/2″
OCS308424DD	15″	24″	28 1/2″	27 3/4″	42 3/4″	17 1/2″
OCS338424DD	15″	27″	31 1/2″	27 3/4″	42 3/4″	17 1/2″
OCS368424DD	15″	30″	34 1/2″	27 3/4″	42 3/4″	17 1/2″
OCS398424DD	15″	33″	37 1/2″	27 3/4″	42 3/4″	17 1/2″
OCS278724DD	18″	21″	25 1/2″	27 3/4″	42 3/4″	20 1/2″
OCS308724DD	18″	24″	28 1/2″	27 3/4″	42 3/4″	20 1/2″
OCS338724DD	18″	27″	31 1/2″	27 3/4″	42 3/4″	20 1/2″
OCS368724DD	18″	30″	34 1/2″	27 3/4″	42 3/4″	20 1/2″
OCS398724DD	18″	33″	37 1/2″	27 3/4″	42 3/4″	20 1/2″
OCS279024DDAH	21″	21″	25 1/2″	27 3/4″	42 3/4″	23 1/2″
OCS309024DDAH	21″	24″	28 1/2″	27 3/4″	42 3/4″	23 1/2″
OCS339024DDAH	21″	27″	31 1/2″	27 3/4″	42 3/4″	23 1/2″
OCS369024DDAH	21″	30″	34 1/2″	27 3/4″	42 3/4″	23 1/2″
OCS399024DDAH	21″	33″	37 1/2″	27 3/4″	42 3/4″	23 1/2″

Maximum cut-out dimension will allow 1/4″ reveal for doors and drawer fronts for trim kit face clearance.

Door & Drawer Options

AF	CC	CG	GAMD	HC	IFHG	MC	MD	MFO	PRMD	SHMD	SPLITDR	SPLITDRWS
		✓	✓		✓		✓	✓	✓	✓	✓	

End Panel Options

AUTH	CSFPE	EXBK	EXDN	FL/FR	FPE	INTGE	IPE
✓	✓	✓		✓	✓	✓	

Custom Modification Options

ADD_SHLF	ADDTK	ADRW	ATTTK	BVR	CBO	CCO	CFNTO	CFP	CFRMO	CLIP	CND	CSDGBK	DRWTK[1]	EX	EX_OL	FLUT[2]	FTK	ID
					✓	✓	✓		✓	✓	✓	✓	✓	✓	✓	✓	✓	✓

IH	IW[3]	MIP	OBRB	PFINBTMB	RD	RECTK[4]	RH	ROSFLUT	RT	SCPDRW	TD	TKP[4]	TVR	VTK[4]	WS	WTCD	WTKCUP	WTR
✓	✓	✓	✓		✓	✓		✓	✓		✓	✓	✓	✓	✓			✓

[1] Not available on units over 36″ wide.
[2] 6″ fluting not available on 24″ or 27″ wide. Not available with 6″ fluting both.
[3] Not available on 39″ wide.
[4] Not available on 33″ or 36″ wide.

Oven Cabinets

SINGLE OVEN TRIMMABLE CABINET with DEEP DRAWER, 93″ or 96″ HIGH, 24″ DEEP

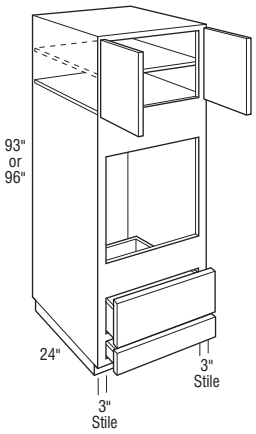

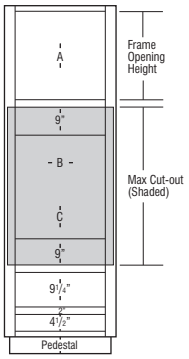

	Cubic Feet	1		2		3		4		5		6		7	
OCS279324DDAH	41.3	4549		4771		4940		5209		5474		5987		6500	
OCS309324DDAH	45.7	5203		5457		5651		5958		6261		6847		7433	
OCS339324DDAH	50.0	5893		6181		6400		6749		7092		7756		8420	
OCS369324DDAH	54.4	6559		6879		7124		7512		7894		8632		9370	
OCS399324DDAH	58.7	7231		7584		7854		8281		8703		9517		10331	

- AH represents upper section alignment with doors on 24″ or 27″ high cabinets.
- Includes one adjustable shelf in upper section.

OCS279624DD	42.6	4549		4771		4940		5209		5474		5987		6500	
OCS309624DD	47.1	5203		5457		5651		5958		6261		6847		7433	
OCS339624DD	51.6	5893		6181		6400		6749		7092		7756		8420	
OCS369624DD	56.1	6559		6879		7124		7512		7894		8632		9370	
OCS399624DD	60.6	7231		7584		7854		8281		8703		9517		10331	

- Includes two adjustable shelves in upper section.
- Flush toekick option not available in conjunction with Wide Top Rail unless loose Flush Toekick is specified.

Notes below apply to all products in section above:

- Shipped with loose toekick unless ATTTK or Flush Toekick is specified.
- All top and bottom cross rails are 1 1/2″ wide.
- For built-in appliance support, OCINSTALLKIT is included in 24″ deep oven cabinets.
- Oven cabinet cut-out is shaded in gray and is cut out on job site.
- Cabinet installation kit will not be included when depth is modified.
- A cabinet installation kit will be provided.
- Increased Heights modification will increase the height of the upper cabinet section. The bottom section will retain its original height.
- Reduced Depths available in 1/4″ increments from 12″ to 23 3/4″.

	A	B		C		Door Height
	Frame Opening Height	Cut-out Width		Cut-out Height		(Upper Section)
		Min.	Max.	Min.	Max.	Full Overlay
OCS279324DDAH	24″	21″	25 1/2″	27 3/4″	42 3/4″	26 1/2″
OCS309324DDAH	24″	24″	28 1/2″	27 3/4″	42 3/4″	26 1/2″
OCS339324DDAH	24″	27″	31 1/2″	27 3/4″	42 3/4″	26 1/2″
OCS369324DDAH	24″	30″	34 1/2″	27 3/4″	42 3/4″	26 1/2″
OCS399324DDAH	24″	33″	37 1/2″	27 3/4″	42 3/4″	26 1/2″
OCS279624DD	27″	21″	25 1/2″	27 3/4″	42 3/4″	29 1/2″
OCS309624DD	27″	24″	28 1/2″	27 3/4″	42 3/4″	29 1/2″
OCS339624DD	27″	27″	31 1/2″	27 3/4″	42 3/4″	29 1/2″
OCS369624DD	27″	30″	34 1/2″	27 3/4″	42 3/4″	29 1/2″
OCS399624DD	27″	33″	37 1/2″	27 3/4″	42 3/4″	29 1/2″

Maximum cut-out dimension will allow 1/4″ reveal for doors and drawer fronts for trim kit face clearance.

Door & Drawer Options

AF	CC	CG	GAMD	HC	IFHG	MC	MD	MFO	PRMD	SHMD	SPLITDR	SPLITDRWS
		✓	✓		✓		✓	✓	✓	✓	✓	✓

End Panel Options

AUTH	CSFPE	EXBK	EXDN	FL/FR	FPE	INTGE	IPE
✓	✓	✓		✓	✓	✓	

Custom Modification Options

ADD_SHLF	ADDTK	ADRW	ATTTK	BVR	CBO	CCO	CFNTO	CFP	CFRMO	CLIP	CND	CSDGBK	DRWTK[1]	EX	EX_OL	FLUT[2]	FTK	ID
			✓		✓	✓	✓		✓	✓	✓	✓	✓	✓	✓	✓	✓	✓

IH[3]	IW[4]	MIP	OBRB	PFINBTMB	RD	RECTK	RH	ROSFLUT	RT	SCPDRW	TD	TKP	TVR	VTK	WS	WTCD	WTKCUP	WTR
✓	✓	✓	✓		✓	✓		✓	✓		✓		✓	✓	✓			✓

[1] Not available on units over 36″ wide and only available when used in conjunction with the attach toekick modification.
[2] Not available with 6″ fluting.
[3] Not available on 96″ high.
[4] Not available on 39″ wide.

IH/RH availability charts starting on page G•40.
IW/RW availability charts starting on page G•46.

BUILT-IN DOUBLE OVEN CABINET, 84″, 87″, or 90″ HIGH, 24″ DEEP

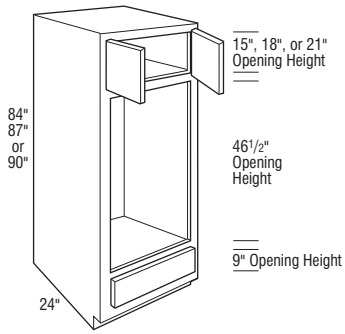

Specify appliance opening dimensions:

OCD_ _AC
Double Oven

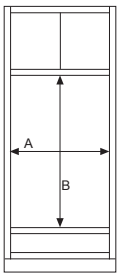

Appliance Opening Dimensions:

A _____

B _____

NOTE:
See chart for specific model appliance opening limitations.

Cabinet appliance openings may vary with modifications (i.e. clipped corner modification reduces maximum cut-out width by 3″ per clipped corner).

	Cubic Feet	1	2	3	4	5	6	7
OCD278424AC	37.4	2559	2681	2785	2938	3079	3363	3647
OCD308424AC	41.3	3010	3166	3277	3459	3636	3973	4310
OCD338424AC	45.2	3675	3855	3994	4218	4437	4848	5259
OCD368424AC	49.2	4044	4242	4397	4638	4880	5335	5790
OCD398424AC	53.1	4226	4435	4596	4846	5099	5576	6053
OCD278724AC	38.7	2708	2834	2938	3100	3251	3556	3861
OCD308724AC	42.8	3187	3346	3465	3654	3842	4201	4560
OCD338724AC	46.8	3834	4024	4168	4397	4634	5063	5492
OCD368724AC	50.9	4221	4427	4584	4833	5094	5569	6044
OCD398724AC	55.0	4408	4629	4793	5058	5328	5820	6312
OCD279024AC	40.0	2852	2986	3093	3267	3426	3742	4058
OCD309024AC	44.2	3363	3527	3650	3848	4051	4429	4807
OCD339024AC	48.4	3992	4191	4340	4576	4827	5276	5725
OCD369024AC	52.6	4394	4607	4774	5033	5307	5803	6299
OCD399024AC	56.8	4593	4819	4991	5264	5548	6065	6582

- Specify cut-out size.
- When Beaded Inset is ordered, the cabinet should be ordered to the appropriate width using the 1/4″ width modification instead of using the piece-in or cut-out applications.
- Cabinet openings are subject to change based on the cut-out. Please review the acknowledged drawing.
- 90″ high includes one adjustable shelf in upper section.
- Increased Depths available in 1/4″ increments from 24 1/4″ to 30″.
- Reduced Depths available in 1/4″ increments from 12″ to 23 3/4″.
- Ordering Maximum Width Cut-out on cabinet will change end panel thickness from 1/2″ to 3/8″ for non-flush ends, and from 5/8″ to 1/2″ for flush ends.

	Standard Appliance Opening		Decreased Appliance Opening Width*		Increased Appliance Opening Width**		Appliance Opening Height***	
	Width (A)	Height (B)	Min. Width (A)	Max. Width (A)	Min. Width (A)	Max. Width (A)	Min. Height (B)	Max. Height (B)
OCD278424AC	24″	46 1/2″	12″	23 1/2″	24 1/16″	25 1/2″	40″	52″
OCD308424AC	27″	46 1/2″	15″	26 1/2″	27 1/16″	28 1/2″	40″	52″
OCD338424AC	30″	46 1/2″	18″	29 1/2″	30 1/16″	31 1/2″	40″	52″
OCD368424AC	33″	46 1/2″	21″	32 1/2″	33 1/16″	34 1/2″	40″	52″
OCD398424AC	36″	46 1/2″	24″	35 1/2″	36 1/16″	37 1/2″	40″	52″
OCD278724AC	24″	46 1/2″	12″	23 1/2″	24 1/16″	25 1/2″	40″	52″
OCD308724AC	27″	46 1/2″	15″	26 1/2″	27 1/16″	28 1/2″	40″	52″
OCD338724AC	30″	46 1/2″	18″	29 1/2″	30 1/16″	31 1/2″	40″	52″
OCD368724AC	33″	46 1/2″	21″	32 1/2″	33 1/16″	34 1/2″	40″	52″
OCD398724AC	36″	46 1/2″	24″	35 1/2″	36 1/16″	37 1/2″	40″	52″
OCD279024AC	24″	46 1/2″	12″	23 1/2″	24 1/16″	25 1/2″	40″	52″
OCD309024AC	27″	46 1/2″	15″	26 1/2″	27 1/16″	28 1/2″	40″	52″
OCD339024AC	30″	46 1/2″	18″	29 1/2″	30 1/16″	31 1/2″	40″	52″
OCD369024AC	33″	46 1/2″	21″	32 1/2″	33 1/16″	34 1/2″	40″	52″
OCD399024AC	36″	46 1/2″	24″	35 1/2″	36 1/16″	37 1/2″	40″	52″

*Decreased Appliance Opening Width can vary in 1/16″ increments by piecing in frame material.

**Increased Appliance Opening Width can vary in 1/16″ increments by cutting out the frame stiles.

***Appliance Opening Height could have a variance of 1/16″. By changing openings, it may require the door/drawer openings to change.

Door & Drawer Options

AF	CC	CG	GAMD	HC	IFHG	MC	MD	MFO	PRMD	SHMD	SPLITDR	SPLITDRWS
		✓	✓		✓		✓	✓	✓	✓	✓	

End Panel Options

AUTH	CSFPE[1]	EXBK	EXDN	FL/FR	FPE	INTGE[1]	IPE[1]
✓	✓	✓		✓	✓	✓	✓

Custom Modification Options

ADD_SHLF	ADDTK	ADRW	ATTTK	BVR	CBO	CCO	CFNTO	CFP	CFRMO	CLIP	CND	CSDGBK	DRWTK[2]	EX	EX_OL	FLUT[3]	FTK	ID
					✓	✓	✓		✓	✓	✓	✓	✓	✓	✓	✓	✓	✓

IH	IW[4]	MIP	OBRB	PFINBTMB	RD	RECTK	RH	ROSFLUT	RT	SCPDRW	TD	TKP	TVR	VTK	WS	WTCD	WTKCUP	WTR
✓	✓	✓	✓		✓	✓		✓	✓		✓	✓	✓	✓	✓			✓

[1] Not available when cut-out width is greater than standard.
[2] Not available on units over 36″ wide.
[3] Not available with 6″ fluting.
[4] Not available on 39″ wide.

Oven Cabinets

BUILT-IN DOUBLE OVEN CABINET, 93″ or 96″ HIGH, 24″ DEEP

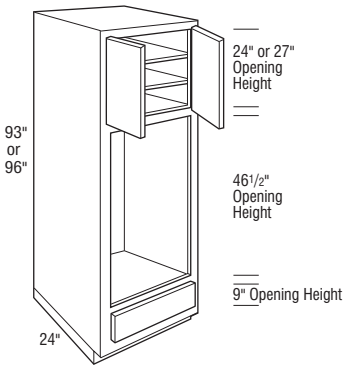

Specify appliance opening dimensions:

OCD_ _AC

Double Oven

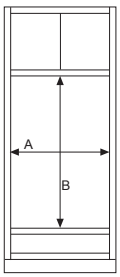

Appliance Opening Dimensions:

A _____

B _____

NOTE:

See chart for specific model appliance opening limitations.

Cabinet appliance openings may vary with modifications (i.e. clipped corner modification reduces maximum cut-out width by 3″ per clipped corner).

	Cubic Feet	1		2		3		4		5		6		7	
OCD279324AC	41.3	3023		3170		3286		3464		3636		3973		4310	
OCD309324AC	45.7	3566		3741		3875		4084		4301		4699		5097	
OCD339324AC	50.0	4188		4392		4547		4796		5047		5517		5987	
OCD369324AC	54.3	4606		4830		5002		5276		5552		6070		6588	
OCD399324AC	58.7	4815		5049		5229		5515		5805		6346		6887	

- Includes one adjustable shelf in upper section.

OCD279624AC	42.6	3189		3355		3472		3661		3847		4202		4557	
OCD309624AC	47.1	3770		3957		4098		4320		4549		4971		5393	
OCD339624AC	51.6	4378		4592		4755		5014		5269		5762		6255	
OCD369624AC	56.1	4817		5049		5229		5516		5798		6338		6878	
OCD399624AC	60.6	5035		5281		5469		5766		6059		6627		7195	

- Includes two adjustable shelves in upper section.
- Flush Toekick option not available in conjunction with Wide Top Rail unless loose Flush Toekick is specified.

Notes below apply to all products in section above:

- Specify cut-out size.
- When Beaded Inset is ordered, the cabinet should be ordered to the appropriate width using the 1/4″ width modification instead of using the piece-in or cut-out applications.
- Cabinet openings are subject to change based on the cut-out. Please review the acknowledged drawing.
- Shipped with loose toe space unless Attach Toekick or Flush Toekick is specified.
- Increased Depths available in 1/4″ increments from 24 1/4″ to 30″.
- Reduced Depths available in 1/4″ increments from 12″ to 23 3/4″.
- Ordering Maximum Width Cut-out on cabinet will change end panel thickness from 1/2″ to 3/8″ for non-flush ends, and from 5/8″ to 1/2″ for flush ends.

	Standard Appliance Opening		Decreased Appliance Opening Width*		Increased Appliance Opening Width**		Appliance Opening Height***	
	Width (A)	Height (B)	Min. Width (A)	Max. Width (A)	Min. Width (A)	Max. Width (A)	Min. Height (B)	Max. Height (B)
OCD279324AC	24″	46 1/2″	12″	23 1/2″	24 1/16″	25 1/2″	40″	52″
OCD309324AC	27″	46 1/2″	15″	26 1/2″	27 1/16″	28 1/2″	40″	52″
OCD339324AC	30″	46 1/2″	18″	29 1/2″	30 1/16″	31 1/2″	40″	52″
OCD369324AC	33″	46 1/2″	21″	32 1/2″	33 1/16″	34 1/2″	40″	52″
OCD399324AC	36″	46 1/2″	24″	35 1/2″	36 1/16″	37 1/2″	40″	52″
OCD279624AC	24″	46 1/2″	12″	23 1/2″	24 1/16″	25 1/2″	40″	52″
OCD309624AC	27″	46 1/2″	15″	26 1/2″	27 1/16″	28 1/2″	40″	52″
OCD339624AC	30″	46 1/2″	18″	29 1/2″	30 1/16″	31 1/2″	40″	52″
OCD369624AC	33″	46 1/2″	21″	32 1/2″	33 1/16″	34 1/2″	40″	52″
OCD399624AC	36″	46 1/2″	24″	35 1/2″	36 1/16″	37 1/2″	40″	52″

*Decreased Appliance Opening Width can vary in 1/16″ increments by piecing in frame material.

**Increased Appliance Opening Width can vary in 1/16″ increments by cutting out the frame stiles.

***Appliance Opening Height could have a variance of 1/16″. By changing openings, it may require the door/drawer openings to change.

Door & Drawer Options

AF	CC	CG	GAMD	HC	IFHG	MC	MD	MFO	PRMD	SHMD	SPLITDR	SPLITDRWS
		✓	✓		✓		✓	✓	✓	✓	✓	

End Panel Options

AUTH	CSFPE[1]	EXBK	EXDN	FL/FR	FPE	INTGE[1]	IPE[1]
✓	✓	✓		✓	✓	✓	✓

Custom Modification Options

ADD_SHLF	ADDTK	ADRW	ATTTK	BVR	CBO	CCO	CFNTO	CFP	CFRMO	CLIP	CND	CSDGBK	DRWTK[2]	EX	EX_OL	FLUT[3]	FTK	ID
			✓		✓	✓	✓		✓	✓	✓	✓	✓	✓	✓	✓	✓	✓

IH	IW[4]	MIP	OBRB	PFINBTMB	RD	RECTK	RH	ROSFLUT	RT	SCPDRW	TD	TKP	TVR	VTK	WS	WTCD	WTKCUP	WTR
	✓	✓	✓		✓	✓		✓	✓		✓		✓	✓	✓			✓

[1] Not available when cut-out width is greater than standard.
[2] Not available on units over 36″ wide and only available when used in conjunction with attach toekick modification.
[3] Not available with 6″ fluting.
[4] Not available on 39″ wide.

IH/RH availability charts starting on page G•40.
IW/RW availability charts starting on page G•46.

BUILT-IN DOUBLE OVEN CABINET, 102″ HIGH, 24″ DEEP

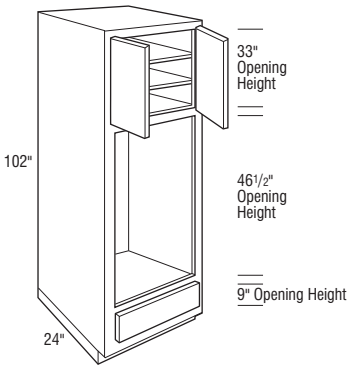

Specify appliance opening dimensions:

OCD_ _AC
Double Oven

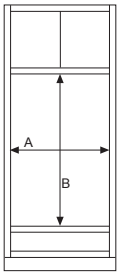

Appliance Opening Dimensions:

A _____

B _____

NOTE:
See chart for specific model appliance opening limitations.

Cabinet appliance openings may vary with modifications (i.e. clipped corner modification reduces maximum cut-out width by 3″ per clipped corner).

	Cubic Feet	1	2	3	4	5	6	7
OCD2710224AC	61.9	5800	6030	6192	6455	6713	7205	7697
OCD3010224AC	67.5	6606	6865	7061	7369	7687	8272	8857
OCD3310224AC	73.1	7449	7746	7973	8332	8686	9370	10054
OCD3610224AC	78.8	8059	8380	8630	9028	9420	10169	10918
OCD3910224AC	84.4	8361	8702	8963	9375	9782	10570	11358

- Specify cut-out size.
- When Beaded Inset is ordered, the cabinet should be ordered to the appropriate width using the 1/4″ width modification instead of using the piece-in or cut-out applications.
- Cabinet openings are subject to change based on the cut-out. Please review the acknowledged drawing.
- Two adjustable shelves in upper section.
- Shipped with loose toe space unless Attach Toekick or Flush Toekick is specified.
- Increased Depths available in 1/4″ increments from 24 1/4″ to 26″.
- Reduced Depths available in 1/4″ increments from 12″ to 23 3/4″.
- Finish Flushed Ends standard.

	Standard Appliance Opening		Decreased Appliance Opening Width*		Increased Appliance Opening Width**		Appliance Opening Height***	
	Width (A)	Height (B)	Min. Width (A)	Max. Width (A)	Min. Width (A)	Max. Width (A)	Min. Height (B)	Max. Height (B)
OCD2710224AC	24″	46 1/2″	12″	23 1/2″	24 1/16″	25″	40″	52″
OCD3010224AC	27″	46 1/2″	15″	26 1/2″	27 1/16″	28″	40″	52″
OCD3310224AC	30″	46 1/2″	18″	29 1/2″	30 1/16″	31″	40″	52″
OCD3610224AC	33″	46 1/2″	21″	32 1/2″	33 1/16″	34″	40″	52″
OCD3910224AC	36″	46 1/2″	24″	35 1/2″	36 1/16″	37″	40″	52″

*Decreased Appliance Opening Width can vary in 1/16″ increments by piecing in frame material.

**Increased Appliance Opening Width can vary in 1/16″ increments by cutting out the frame stiles.

***Appliance Opening Height could have a variance of 1/16″. By changing openings, it may require the door/drawer openings to change.

Door & Drawer Options

AF	CC	CG	GAMD	HC	IFHG	MC	MD	MFO	PRMD	SHMD	SPLITDR	SPLITDRWS
		✓	✓		✓		✓	✓	✓	✓	✓	

End Panel Options

AUTH	CSFPE	EXBK[1]	EXDN	FL/FR	FPE	INTGE	IPE
✓		✓		✓			✓

Custom Modification Options

ADD_SHLF	ADDTK	ADRW	ATTTK	BVR	CBO	CCO	CFNTO	CFP	CFRMO	CLIP	CND	CSDGBK	DRWTK[2]	EX	EX_OL	FLUT[3]	FTK	ID
			✓		✓	✓	✓		✓		✓		✓	✓	✓	✓	✓	✓

IH	IW[4]	MIP	OBRB	PFINBTMB	RD	RECTK	RH	ROSFLUT[3]	RT	SCPDRW	TD	TKP	TVR	VTK	WS	WTCD	WTKCUP	WTR
✓	✓		✓		✓	✓	✓	✓	✓		✓	✓	✓	✓	✓			✓

[1] This modification will allow the end to extend back to a maximum of 30″ deep.
[2] Not available on units over 36″ wide and only available when used in conjunction with attach toekick modification.
[3] Not available with 6″ fluting.
[4] Not available on 39″ wide.

Oven Cabinets

BUILT-IN DOUBLE OVEN CABINET, 108″ HIGH, 24″ DEEP

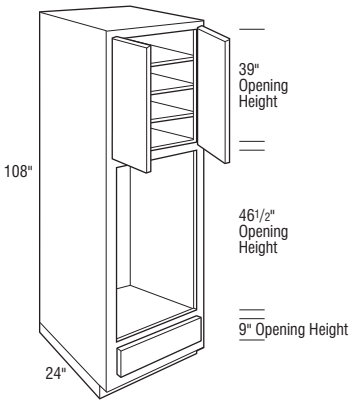

	Cubic Feet	1		2		3		4		5		6		7	
OCD2710824AC	65.3	6438		6693		6874		7165		7451		7998		8545	
OCD3010824AC	71.3	7333		7621		7838		8180		8532		9182		9832	
OCD3310824AC	77.2	8269		8599		8850		9248		9641		10400		11159	
OCD3610824AC	83.1	8945		9302		9580		10022		10456		11288		12120	
OCD3910824AC	89.1	9281		9660		9949		10407		10858		11733		12608	

- Specify cut-out size.
- When Beaded Inset is ordered, the cabinet should be ordered to the appropriate width using the 1/4″ width modification instead of using the piece-in or cut-out applications.
- Cabinet openings are subject to change based on the cut-out. Please review the acknowledged drawing.
- Three adjustable shelves in upper section.
- Shipped with loose toe space unless Attach Toekick or Flush Toekick is specified.
- Increased Depths available in 1/4″ increments from 24 1/4″ to 26″.
- Reduced Depths available in 1/4″ increments from 12″ to 23 3/4″.
- Finish Flushed Ends standard.

	Standard Appliance Opening		Decreased Appliance Opening Width*		Increased Appliance Opening Width**		Appliance Opening Height***	
	Width (A)	Height (B)	Min. Width (A)	Max. Width (A)	Min. Width (A)	Max. Width (A)	Min. Height (B)	Max. Height (B)
OCD2710824AC	24″	46 1/2″	12″	23 1/2″	24 1/16″	25″	40″	52″
OCD3010824AC	27″	46 1/2″	15″	26 1/2″	27 1/16″	28″	40″	52″
OCD3310824AC	30″	46 1/2″	18″	29 1/2″	30 1/16″	31″	40″	52″
OCD3610824AC	33″	46 1/2″	21″	32 1/2″	33 1/16″	34″	40″	52″
OCD3910824AC	36″	46 1/2″	24″	35 1/2″	36 1/16″	37″	40″	52″

*Decreased Appliance Opening Width can vary in 1/16″ increments by piecing in frame material.

**Increased Appliance Opening Width can vary in 1/16″ increments by cutting out the frame stiles.

***Appliance Opening Height could have a variance of 1/16″. By changing openings, it may require the door/drawer openings to change.

Specify appliance opening dimensions:

OCD_ _AC
Double Oven

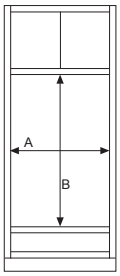

Appliance Opening Dimensions:

A _____

B _____

NOTE:
See chart for specific model appliance opening limitations.

Cabinet appliance openings may vary with modifications (i.e. clipped corner modification reduces maximum cut-out width by 3″ per clipped corner).

Door & Drawer Options

AF	CC	CG	GAMD	HC	IFHG	MC	MD	MFO	PRMD	SHMD	SPLITDR	SPLITDRWS
		✓	✓		✓		✓	✓	✓	✓	✓	

End Panel Options

AUTH	CSFPE	EXBK[1]	EXDN	FL/FR	FPE	INTGE	IPE
✓		✓		✓			✓

Custom Modification Options

ADD_SHLF	ADDTK	ADRW	ATTTK	BVR	CBO	CCO	CFNTO	CFP	CFRMO	CLIP	CND	CSDGBK	DRWTK[2]	EX	EX_OL	FLUT[3]	FTK	ID
			✓		✓	✓	✓		✓		✓		✓	✓	✓	✓	✓	✓

IH	IW[4]	MIP	OBRB	PFINBTMB	RD	RECTK	RH	ROSFLUT[3]	RT	SCPDRW	TD	TKP	TVR	VTK	WS	WTCD	WTKCUP	WTR
	✓		✓		✓	✓		✓	✓		✓	✓	✓	✓	✓			✓

[1] This modification will allow the end to extend back to a maximum of 30″ deep.
[2] Not available on units over 36″ wide and only available in conjunction with attach toekick modification.
[3] Not available with 6″ fluting.
[4] Not available on 39″ wide.

IH/RH availability charts starting on page G•40.
IW/RW availability charts starting on page G•46.

DOUBLE OVEN TRIMMABLE CABINET with DEEP DRAWER, 84″, 87″, or 90″ HIGH, 24″ DEEP

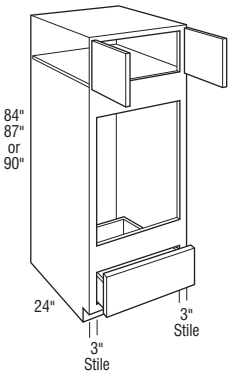

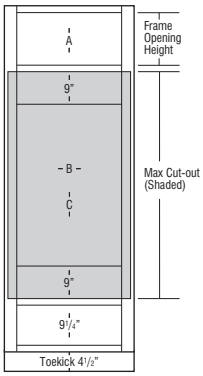

	Cubic Feet	1	2	3	4	5	6	7
OCD278424DD	37.4	3003	3150	3262	3439	3614	3952	4290
OCD308424DD	41.3	3560	3734	3866	4077	4284	4685	5086
OCD338424DD	45.2	3901	4091	4236	4467	4694	5134	5574
OCD368424DD	49.2	4385	4600	4763	5022	5278	5772	6266
OCD398424DD	53.2	4834	5070	5250	5536	5818	6362	6906
OCD278724DD	38.7	3286	3446	3569	3763	3954	4324	4694
OCD308724DD	42.8	3860	4049	4192	4421	4645	5080	5515
OCD338724DD	46.8	4283	4493	4652	4906	5155	5637	6119
OCD368724DD	50.9	4807	5042	5221	5506	5786	6327	6868
OCD398724DD	55.0	5306	5565	5763	6077	6386	6983	7580
OCD279024DD	40.0	3566	3740	3873	4084	4291	4693	5095
OCD309024DD	44.2	4159	4362	4517	4763	5005	5473	5941
OCD339024DD	48.4	4665	4893	5066	5342	5614	6139	6664
OCD369024DD	52.7	5229	5484	5679	5988	6293	6882	7471
OCD399024DD	56.9	5778	6061	6276	6618	6954	7605	8256

- All top and bottom cross rails are 1 1/2″ wide.
- For built-in appliance support, OCINSTALLKIT is included in 24″ deep oven cabinets.
- Oven cabinet cut-out is shaded in gray and is cut out on job site.
- Reduced Depths available in 1/4″ increments from 12″ to 23 3/4″.
- Cabinet installation kit will not be included when depth is modified.
- A cabinet installation kit will be provided.
- Increased Heights modification will increase the height of the upper cabinet section. The bottom section will retain its original height.

	A Frame Opening Height	B Cut-out Width		C Cut-out Height		Door Height (Upper Section)
		Min.	Max.	Min.	Max.	Full Overlay
OCD278424DD	12″	21″	25 1/2″	37 1/4″	52 1/4″	14 1/2″
OCD308424DD	12″	24″	28 1/2″	37 1/4″	52 1/4″	14 1/2″
OCD338424DD	12″	27″	31 1/2″	37 1/4″	52 1/4″	14 1/2″
OCD368424DD	12″	30″	34 1/2″	37 1/4″	52 1/4″	14 1/2″
OCD398424DD	12″	33″	37 1/2″	37 1/4″	52 1/4″	14 1/2″
OCD278724DD	15″	21″	25 1/2″	37 1/4″	52 1/4″	17 1/2″
OCD308724DD	15″	24″	28 1/2″	37 1/4″	52 1/4″	17 1/2″
OCD338724DD	15″	27″	31 1/2″	37 1/4″	52 1/4″	17 1/2″
OCD368724DD	15″	30″	34 1/2″	37 1/4″	52 1/4″	17 1/2″
OCD398724DD	15″	33″	37 1/2″	37 1/4″	52 1/4″	17 1/2″
OCD279024DD	18″	21″	25 1/2″	37 1/4″	52 1/4″	20 1/2″
OCD309024DD	18″	24″	28 1/2″	37 1/4″	52 1/4″	20 1/2″
OCD339024DD	18″	27″	31 1/2″	37 1/4″	52 1/4″	20 1/2″
OCD369024DD	18″	30″	34 1/2″	37 1/4″	52 1/4″	20 1/2″
OCD399024DD	18″	33″	37 1/2″	37 1/4″	52 1/4″	20 1/2″

Maximum cut-out dimension will allow 1/4″ reveal for doors and drawer fronts for trim kit face clearance.

Door & Drawer Options

AF	CC	CG	GAMD	HC	IFHG	MC	MD	MFO	PRMD	SHMD	SPLITDR	SPLITDRWS
		✓	✓		✓		✓	✓	✓	✓	✓	

End Panel Options

AUTH	CSFPE	EXBK	EXDN	FL/FR	FPE	INTGE	IPE
✓	✓	✓		✓	✓	✓	

Custom Modification Options

ADD_SHLF	ADDTK	ADRW	ATTTK	BVR	CBO	CCO	CFNTO	CFP	CFRMO	CLIP	CND	CSDGBK	DRWTK[1]	EX	EX_OL	FLUT[2]	FTK	ID
					✓	✓	✓		✓	✓	✓	✓	✓	✓	✓	✓	✓	✓

IH	IW[3]	MIP	OBRB	PFINBTMB	RD	RECTK	RH	ROSFLUT	RT	SCPDRW	TD	TKP	TVR	VTK	WS	WTCD	WTKCUP	WTR
✓	✓	✓	✓		✓	✓		✓	✓		✓	✓	✓	✓	✓			✓

[1] Not available on units over 36″ wide.
[2] Not available with 6″ fluting.
[3] Not available on 39″ wide.

DOUBLE OVEN TRIMMABLE CABINET with DEEP DRAWER, 93″ or 96″ HIGH, 24″ DEEP

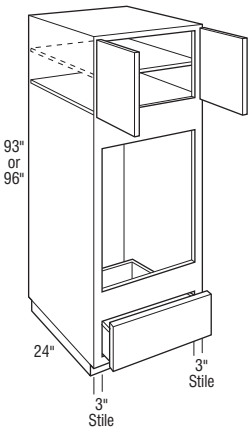

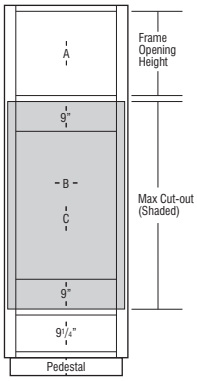

	Cubic Feet	1		2		3		4		5		6		7	
OCD279324DDAH	41.3	4130		4331		4485		4730		4970		5435		5900	
OCD309324DDAH	45.7	4759		4992		5169		5450		5727		6263		6799	
OCD339324DDAH	50.0	5422		5687		5888		6209		6525		7135		7745	
OCD369324DDAH	54.4	6062		6358		6584		6943		7296		7978		8660	
OCD399324DDAH	58.7	6708		7036		7286		7682		8073		8828		9583	
OCD279624DDAH	42.6	4130		4331		4485		4730		4970		5435		5900	
OCD309624DDAH	47.1	4759		4992		5169		5450		5727		6263		6799	
OCD339624DDAH	51.6	5422		5687		5888		6209		6525		7135		7745	
OCD369624DDAH	56.1	6062		6358		6584		6943		7296		7978		8660	
OCD399624DDAH	60.6	6708		7036		7286		7682		8073		8828		9583	

- AH represents upper section alignment with doors on 24″ or 27″ high cabinets.
- Upper section has one full depth adjustable shelf.
- Shipped with loose toekick unless ATTTK or Flush Toekick is specified.
- On the 96″ high, flush toekick option not available in conjunction with Wide Top Rail unless loose Flush Toekick is specified.
- All top and bottom cross rails are 1 1/2″ wide.
- For built-in appliance support, OCINSTALLKIT is included in 24″ deep oven cabinets.
- Oven cabinet cut-out is shaded in gray and is cut out on job site.
- For built-in double oven applications, remove drawers as needed.
- Cabinet installation kit will not be included when depth is modified.
- A cabinet installation kit will be provided.
- Increased Heights modification will increase the height of the upper cabinet section. The bottom section will retain its original height.
- Reduced Depths available in 1/4″ increments from 12″ to 23 3/4″.

	A Frame Opening Height	B Cut-out Width		C Cut-out Height		Door Height (Upper Section)
		Min.	Max.	Min.	Max.	Full Overlay
OCD279324DDAH	21″	21″	25 1/2″	37 1/4″	52 1/4″	23 1/2″
OCD309324DDAH	21″	24″	28 1/2″	37 1/4″	52 1/4″	23 1/2″
OCD339324DDAH	21″	27″	31 1/2″	37 1/4″	52 1/4″	23 1/2″
OCD369324DDAH	21″	30″	34 1/2″	37 1/4″	52 1/4″	23 1/2″
OCD399324DDAH	21″	33″	37 1/2″	37 1/4″	52 1/4″	23 1/2″
OCD279624DDAH	24″	21″	25 1/2″	37 1/4″	52 1/4″	26 1/2″
OCD309624DDAH	24″	24″	28 1/2″	37 1/4″	52 1/4″	26 1/2″
OCD339624DDAH	24″	27″	31 1/2″	37 1/4″	52 1/4″	26 1/2″
OCD369624DDAH	24″	30″	34 1/2″	37 1/4″	52 1/4″	26 1/2″
OCD399624DDAH	24″	33″	37 1/2″	37 1/4″	52 1/4″	26 1/2″

Maximum cut-out dimension will allow 1/4″ reveal for doors and drawer fronts for trim kit face clearance.

Door & Drawer Options

AF	CC	CG	GAMD	HC	IFHG	MC	MD	MFO	PRMD	SHMD	SPLITDR	SPLITDRWS
		✓	✓		✓		✓	✓	✓	✓	✓	

End Panel Options

AUTH	CSFPE	EXBK	EXDN	FL/FR	FPE	INTGE	IPE
✓	✓	✓		✓	✓	✓	

Custom Modification Options

ADD_SHLF	ADDTK	ADRW	ATTTK	BVR	CBO	CCO	CFNTO	CFP	CFRMO	CLIP	CND	CSDGBK	DRWTK[1]	EX	EX_OL	FLUT[2]	FTK	ID
			✓		✓	✓	✓		✓	✓	✓	✓	✓	✓	✓	✓	✓	✓

IH[3]	IW[4]	MIP	OBRB	PFINBTMB	RD	RECTK	RH	ROSFLUT	RT	SCPDRW	TD	TKP	TVR	VTK	WS	WTCD	WTKCUP	WTR
✓	✓	✓	✓		✓	✓		✓	✓		✓		✓	✓	✓			✓

[1] Not available on units over 36″ wide and only available when used in conjunction with attach toekick modification.
[2] Not available with 6″ fluting.
[3] Not available on 96″ high.
[4] Only available on 39″ wide.

IH/RH availability charts starting on page G•40.
IW/RW availability charts starting on page G•46.

How to Use Your Schrock Boutique Price List

Your Schrock Boutique price guide contains charts with prices for each cabinetry product, arranged according to an alphabetical code. Use the chart below to determine the price code for your preferred cabinetry style.

Then refer to the various sections of this binder to find the types and sizes of cabinets required. Read across each chart to the column that corresponds to your style's price code to determine the price for each unit.

For example, if you want an entertainment base that is 36″ wide and 84″ high in the Kirkwood Cherry style, you would
- Find the price code for Kirkwood Cherry ("3" in the chart below)
- Refer to the "Office and Furniture Cabinets" section of this binder
- Locate product code EOD24 (EOD = entertainment open door, 24 = width in inches)
- Read across the chart in the same row to column 3 to find the price for this model in Kirkwood Cherry

Door Styles	Alder	Cherry	Maple	MDF	Quartersawn Oak	Rustic Alder	Walnut
Brennan	3	5	3		5	3	6
Brennan Beaded Inset	3+15%	5+15%	3+15%		5+15%	3+15%	6+15%
Brennan Inset	3+15%	5+15%	3+15%		5+15%	3+15%	6+15%
Delaney	2	4	2		4	2	6
Delaney Beaded Inset	2+15%	4+15%	2+15%		4+15%	2+15%	6+15%
Delaney Inset	2+15%	4+15%	2+15%		4+15%	2+15%	6+15%
Denton NEW	3	5	3		5	3	6
Garrett	1	3	1		3	1	5
Garrett Beaded Inset	1+15%	3+15%	1+15%		3+15%	1+15%	5+15%
Garrett Inset	1+15%	3+15%	1+15%		3+15%	1+15%	5+15%
Huxley NEW	3	5	3		5	3	6
Kennedy NEW	4	6	4		6	4	7
Kirkwood	1	3	1		3	1	5
Kirkwood Beaded Inset	1+15%	3+15%	1+15%		3+15%	1+15%	5+15%
Kirkwood Inset	1+15%	3+15%	1+15%		3+15%	1+15%	5+15%
Lorrina	5	6	5		6	5	7
Lorrina Beaded Inset	5+15%	6+15%	5+15%		6+15%	5+15%	7+15%
Lorrina Inset	5+15%	6+15%	5+15%		6+15%	5+15%	7+15%
Pleasant Hill NEW	1	3	1		3	1	5
Pleasant Hill Beaded Inset NEW	1+15%	3+15%	1+15%		3+15%	1+15%	5+15%
Pleasant Hill Inset NEW	1+15%	3+15%	1+15%		3+15%	1+15%	5+15%
Prestley NEW	4	6	4	1	6		7
Prestley Beaded Inset NEW				1+15%			
Prestley Inset NEW				1+15%			
Shaydon	1	3	1		3	1	5
Shaydon Beaded Inset	1+15%	3+15%	1+15%		3+15%	1+15%	5+15%
Shaydon Inset	1+15%	3+15%	1+15%		3+15%	1+15%	5+15%
Tanner	2	4	2		4	2	6
Tanner Beaded Inset	2+15%	4+15%	2+15%		4+15%	2+15%	6+15%
Tanner Inset	2+15%	4+15%	2+15%		4+15%	2+15%	6+15%
Vaughn	2	4	2		4	2	6
Vaughn Beaded Inset	2+15%	4+15%	2+15%		4+15%	2+15%	6+15%
Vaughn Inset	2+15%	4+15%	2+15%		4+15%	2+15%	6+15%

Schrock Boutique Modification Option Descriptions

Your Schrock Boutique price guide contains charts with modification option codes for each applicable cabinetry product. Reference the listing below to identify the modification description.

Door & Drawer Options

Option	Description
AF	Aluminum Door
CC	Craftsman Door
CG	Cut-for-glass
GAMD	Gallery Mullion Door
IFHG	Inset Finial Hinges
MD	Mullion Door
MFO	Modified Full Overlay
PRMD	Prairie Mullion Door
SGLPN	Single Panel Tall Door
SHMD	Shaker Mullion Door
SPLITDR	Split Doors

End Panel Options

Option	Description
AUTH	Authentic Flush End
CSFPE	Car Siding Flush Panel End
EXBK	End Extended Back
EXDN	Wall End and Back Extended Down
FFD	Face Frame and Door on End
FL/FR	Finished Ends
FPE	Flush Panel End
INTGE	Integral End
IPE	Inset Panel Ends

Custom Modification Options

Option	Description
ADDTK	Add Toekick
ADRW	Add Drawer Below Wall Unit
BVR	Bottom Valance Rail
CBO	Cabinet Box Only
CCO	Cabinet Case Only
CFNTO	Cabinet Front Only
CFP	Cabinet False Panel
CFRMO	Cabinet Frame Only
CLIP	Clipped Corner
CND	Cabinet No Door
CSDGBK	Car Siding Back
DRWTK	Toekick Drawer
EX	Extended Stile
EX_OL	Extended Stile with Overlay
FD	Full Depth Shelf
FLUT	Fluting
FTK	Flush Toekick
ID	Increased Depth
IH	Increased Height
INVFRM	Inverted Frame
IW	Increased Width
MIP	Matching Interior
OBRB	Open Bottom Rail Base
PFINBTMB	Finished Bottom
RD	Reduced Depth
RECTK	Recessed Toekick
RECTKFRT	Recessed Toekick Front
RH	Reduced Height
ROSFLUT	Rose Fluting
RT	Roll Trays
RW	Reduced Width
STORB	Storage Open Rail Base
TD	Tray Divider
TKP	Toekick Pedestal
TVR	Top Valance Rail
VTK	Void Toekick
WS	Wide Stiles
WTR	Wide Top Rail

ENTRY ENSEMBLE TALL, 66″, 72″, or 78″ HIGH, 21″ DEEP

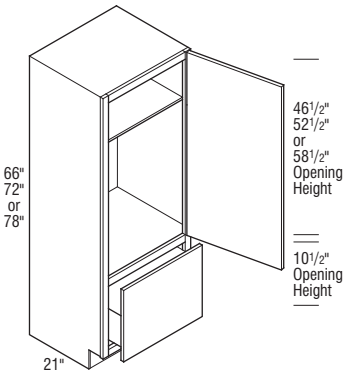

	Cubic Feet	1		2		3		4		5		6		7	
EET1866 L or R	17.9	3682		3862		3994		4217		4464		4876		5288	
EET2166 L or R	20.7	4034		4228		4378		4616		4890		5340		5790	
EET2466 L or R	23.4	4408		4624		4784		5045		5344		5838		6332	
EET1872 L or R	19.5	3798		3982		4120		4344		4601		5029		5457	
EET2172 L or R	22.5	4157		4356		4507		4756		5039		5501		5963	
EET2472 L or R	25.5	4543		4760		4928		5196		5505		6009		6513	
EET1878 L or R	21.1	3916		4105		4248		4479		4744		5182		5620	
EET2178 L or R	24.3	4281		4489		4644		4896		5188		5665		6142	
EET2478 L or R	27.6	4678		4902		5076		5350		5670		6194		6718	

- Includes one fixed shelf.
- Matching Interior and Finished Ends standard.
- Large opening on tall doors will include two center panels divided by a horizontal rail.
- Increased Depths available in 1/4″ increments from 21 1/4″ to 24″.
- Reduced Depths available in 1/4″ increments from 12″ to 20 3/4″.

Door & Drawer Options

AF	CC	CG	GAMD	IFHG	MD	MFO	PRMD	SGLPN[1]	SHMD	SPLITDR
✓		✓	✓	✓	✓	✓	✓	✓		

End Panel Options

AUTH	CSFPE	EXBK	EXDN	FFD	FL/FR	FPE	INTGE	IPE
✓	✓	✓		✓		✓	✓	✓

Custom Modification Options

ADDTK	ADRW	BVR	CBO	CCO	CFNTO	CFP	CFRMO	CLIP	CND	CSDGBK	DRWTK	EX	EX_OL	FD	FLUT[2]	FTK	ID	IH	INVFRM
			✓	✓	✓		✓	✓	✓	✓		✓	✓		✓	✓	✓		

IW	MIP	OBRB	PFINBTMB	RD	RECTK	RECTKFRT	RH	ROSFLUT	RT	RW[3]	STORB	TD	TKP	TVR	VTK	WS	WTR
		✓		✓	✓			✓	✓	✓	✓		✓	✓	✓	✓	✓

[1] Only available on 78″ high.
[2] Not available with 6″ fluting.
[3] Only available on 18″ wide.

ENTRY ENSEMBLE DRAWER BASE, 18″ HIGH, 21″ DEEP

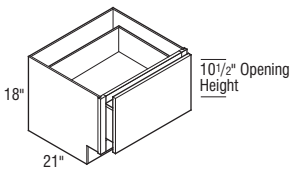

EEDB18	5.2	1707	1791	1854	1952	2069	2261	2453
EEDB21	6.0	1800	1885	1951	2058	2180	2379	2578
EEDB24	6.8	1854	1945	2010	2122	2245	2454	2663
EEDB36	9.9	2129	2235	2313	2438	2581	2818	3055

- Matching Interior and Finished Ends standard.
- Increased Depths available in 1/4″ increments from 21 1/4″ to 24″.
- Reduced Depths available in 1/4″ increments from 12″ to 20 3/4″.

Door & Drawer Options

AF	CC	CG	GAMD	IFHG	MD	MFO	PRMD	SGLPN	SHMD	SPLITDR

End Panel Options

AUTH	CSFPE	EXBK	EXDN	FFD	FL/FR	FPE	INTGE	IPE
✓	✓	✓				✓	✓	✓

Custom Modification Options

ADDTK	ADRW	BVR	CBO	CCO	CFNTO	CFP	CFRMO	CLIP	CND	CSDGBK	DRWTK	EX	EX_OL	FD	FLUT[1]	FTK	ID	IH	INVFRM
			✓	✓	✓		✓	✓		✓		✓	✓			✓	✓		

IW	MIP	OBRB	PFINBTMB	RD	RECTK	RECTKFRT	RH	ROSFLUT	RT	RW[2]	STORB	TD	TKP	TVR	VTK	WS	WTR
		✓		✓	✓			✓		✓	✓		✓		✓	✓	✓

[1] 6″ fluting not available with 18″ wide. Fluting both 6″ also not available on 21″ wide.
[2] Only available on 18″ wide.

Entry Ensembles

ENTRY ENSEMBLE OPEN BASE, 18″ HIGH, 21″ DEEP

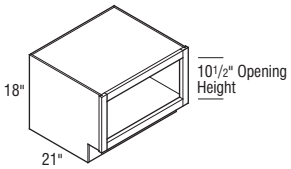

	Cubic Feet	1		2		3		4		5		6		7	
EEOB18	5.2	1963		2059		2131		2246		2380		2602		2824	
EEOB21	6.0	2067		2165		2241		2366		2507		2735		2963	
EEOB24	6.8	2129		2235		2313		2438		2581		2818		3055	
EEOB36	9.9	2452		2569		2658		2801		2970		3243		3516	

- Matching Interior and Finished Ends standard.
- Increased Depths available in 1/4″ increments from 21 1/4″ to 30″.
- Reduced Depths available in 1/4″ increments from 6″ to 20 3/4″.

Door & Drawer Options

AF	CC	CG	GAMD	IFHG	MD	MFO	PRMD	SGLPN	SHMD	SPLITDR

End Panel Options

AUTH	CSFPE	EXBK	EXDN	FFD	FL/FR	FPE	INTGE	IPE
✓	✓	✓				✓	✓	✓

Custom Modification Options

ADDTK	ADRW	BVR	CBO	CCO	CFNTO	CFP	CFRMO	CLIP	CND	CSDGBK	DRWTK	EX	EX_OL	FD	FLUT[1]	FTK	ID	IH	INVFRM
			✓	✓	✓		✓	✓		✓		✓	✓		✓	✓	✓		

IW	MIP	OBRB	PFINBTMB	RD	RECTK	RECTKFRT	RH	ROSFLUT	RT	RW[2]	STORB	TD	TKP	TVR	VTK	WS	WTR
		✓		✓	✓			✓		✓	✓		✓		✓	✓	✓

[1] Fluting both 6″ not available on 18″ or 21″ wide.
[2] Only available on 18″ wide.

IH/RH availability charts starting on page G•40.
IW/RW availability charts starting on page G•46.

ENTRY ENSEMBLE STACKED WALL OPEN, 46 1/2″, 52″ 1/2″, or 58 1/2″ HIGH

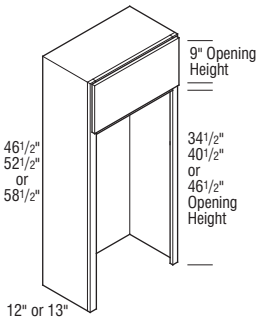

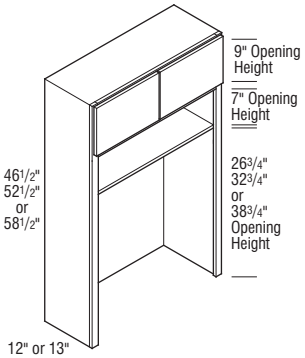

	Cubic Feet	1	2	3	4	5	6	7
EESTWO1846.5 L or R	7.9	1599	1674	1733	1826	1936	2117	2298
EESTWO2146.5 L or R	9.1	1746	1827	1892	1997	2117	2310	2503
EESTWO2446.5 L or R	10.3	2017	2118	2190	2310	2448	2672	2896
EESTWO1852.5 L or R	8.8	1645	1725	1785	1882	1994	2180	2366
EESTWO2152.5 L or R	10.2	1851	1940	2005	2117	2240	2451	2662
EESTWO2452.5 L or R	11.6	2078	2180	2255	2378	2519	2752	2985
EESTWO1858.5 L or R	9.8	1698	1778	1838	1942	2056	2243	2430
EESTWO2158.5 L or R	11.3	1907	1998	2068	2182	2310	2523	2736
EESTWO2458.5 L or R	12.8	2138	2243	2323	2452	2594	2834	3074
EESTWO2446.5	10.3	2272	2379	2464	2598	2751	3003	3255
EESTWO3646.5	15.1	2479	2602	2693	2837	3004	3285	3566
• Includes one fixed shelf.								
EESTWO2452.5	11.6	2336	2452	2537	2673	2833	3093	3353
EESTWO3652.5	17.0	2555	2677	2770	2922	3095	3382	3669
• Includes one fixed shelf.								
EESTWO2458.5	12.8	2409	2524	2614	2753	2917	3186	3455
EESTWO3658.5	18.9	2629	2757	2855	3008	3187	3481	3775
• Includes one fixed shelf.								

Notes below apply to all products in section above:

- Matching Interior and Finished Ends standard.
- Inset and Beaded Inset styles are a standard 13″ deep.
- Full Overlay Styles:
  - Increased Depths available in 1/4″ increments from 12 1/4″ to 24″.
  - Reduced Depths available in 1/4″ increments from 6″ to 11 3/4″.

Door & Drawer Options

AF	CC	CG	GAMD	IFHG	MD	MFO	PRMD	SGLPN	SHMD	SPLITDR[1]
✓	✓			✓		✓			✓	✓

End Panel Options

AUTH	CSFPE	EXBK	EXDN	FFD	FL/FR	FPE	INTGE	IPE
✓	✓	✓		✓		✓	✓	✓

Custom Modification Options

ADDTK	ADRW	BVR	CBO	CCO	CFNTO	CFP	CFRMO	CLIP	CND	CSDGBK	DRWTK	EX	EX_OL	FD	FLUT[2]	FTK	ID	IH	INVFRM
			✓	✓	✓		✓	✓	✓	✓		✓	✓		✓		✓		

IW	MIP	OBRB	PFINBTMB	RD	RECTK[3]	RECTKFRT	RH	ROSFLUT	RT	RW[4]	STORB	TD	TKP	TVR	VTK	WS[5]	WTR
				✓	✓			✓		✓				✓		✓	✓

[1] Not available on 18″ or 21″ wide.
[2] Not available with 6″ fluting.
[3] Only available with RECTKL.R.BK.
[4] Only available on 18″ and 36″ wide.
[5] Not available on 24″ (2 doors) wide.

Entry Ensembles

ENTRY ENSEMBLE STACKED WALL, 46 1/2″, 52 1/2″, or 58 1/2″ HIGH

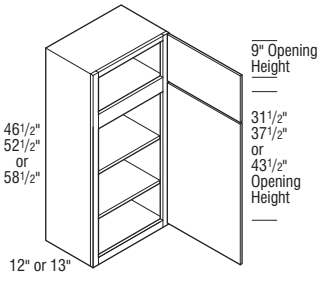

	Cubic Feet	1		2		3		4		5		6		7	
EESTW1846.5 L or R	7.9	2876		3015		3122		3291		3488		3809		4130	
EESTW2146.5 L or R	9.1	3146		3299		3416		3599		3816		4165		4514	
EESTW2446.5 L or R	10.3	3438		3601		3729		3930		4165		4549		4933	
• Includes two adjustable shelves.															
EESTW1852.5 L or R	8.8	2966		3111		3218		3390		3592		3924		4256	
EESTW2152.5 L or R	10.2	3239		3395		3518		3708		3928		4291		4654	
EESTW2452.5 L or R	11.6	3540		3711		3841		4052		4293		4688		5083	
• Includes three adjustable shelves.															
EESTW1858.5 L or R	9.8	3056		3203		3318		3495		3703		4044		4385	
EESTW2158.5 L or R	11.3	3335		3497		3623		3820		4045		4419		4793	
EESTW2458.5 L or R	12.8	3646		3825		3960		4170		4421		4828		5235	
• Includes three adjustable shelves.															

Notes below apply to all products in section above:

- Matching Interior and Finished Ends standard.
- Inset and Beaded Inset styles are a standard 13″ deep.
- Full Overlay Styles:
  - Increased Depths available in 1/4″ increments from 12 1/4″ to 30″.
  - Reduced Depths available in 1/4″ increments from 6″ to 11 3/4″.
- Inset and Beaded Inset Styles:
  - Increased Depths available in 1/4″ increments from 13 1/4″ to 24″.
  - Reduced Depths available in 1/4″ increments from 6″ to 12 3/4″.

Door & Drawer Options

AF	CC	CG	GAMD	IFHG	MD	MFO	PRMD	SGLPN	SHMD	SPLITDR
✓	✓	✓	✓	✓	✓	✓	✓		✓	

End Panel Options

AUTH	CSFPE	EXBK	EXDN	FFD	FL/FR	FPE	INTGE	IPE
✓	✓	✓	✓	✓		✓	✓	✓

Custom Modification Options

ADDTK	ADRW	BVR	CBO	CCO	CFNTO	CFP	CFRMO	CLIP	CND	CSDGBK	DRWTK	EX	EX_OL	FD	FLUT[1]	FTK	ID	IH	INVFRM
✓	✓	✓	✓	✓	✓		✓	✓	✓	✓		✓	✓		✓	✓	✓		✓

IW	MIP	OBRB	PFINBTMB	RD	RECTK	RECTKFRT	RH	ROSFLUT	RT	RW[2]	STORB	TD	TKP	TVR	VTK	WS	WTR
		✓	✓	✓	✓			✓		✓			✓	✓		✓	✓

[1] Not available with 6″ fluting.
[2] Only available on 18″ wide.

IH/RH availability charts starting on page G•40.
IW/RW availability charts starting on page G•46.

ENTRY ENSEMBLE STACKED WALL MESSAGE, 46 1/2″, 52 1/2″, or 58 1/2″ HIGH

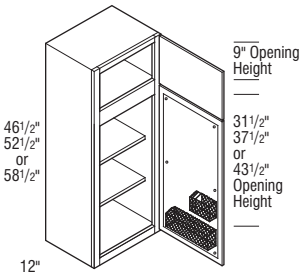

	Cubic Feet	1	2	3	4	5	6	7
EESTWM1846.5 L or R	7.9	3134	3287	3399	3587	3799	4149	4499
EESTWM2146.5 L or R	9.1	3426	3591	3719	3921	4154	4537	4920
• Includes two adjustable shelves.								
EESTWM1852.5 L or R	8.8	3232	3385	3502	3695	3916	4277	4638
EESTWM2152.5 L or R	10.2	3528	3699	3830	4037	4279	4672	5065
• Includes three adjustable shelves.								
EESTWM1858.5 L or R	9.8	3325	3488	3608	3804	4029	4403	4777
EESTWM2158.5 L or R	11.3	3635	3811	3945	4159	4405	4812	5219
• Includes three adjustable shelves.								

Notes below apply to all products in section above:

- Matching Interior and Finished Ends standard.
- Includes whiteboard, pencil holder, and mail holder.
- Full Overlay Styles:
  - Increased Depths available in 1/4″ increments from 12 1/4″ to 30″.
  - Reduced Depths available in 1/4″ increments from 9″ to 11 3/4″.
- Not available on Inset and Beaded Inset styles.

Door & Drawer Options

AF	CC	CG	GAMD	IFHG	MD	MFO	PRMD	SGLPN	SHMD	SPLITDR
✓	✓	✓				✓			✓	

End Panel Options

AUTH	CSFPE	EXBK	EXDN	FFD	FL/FR	FPE	INTGE	IPE
✓	✓	✓	✓			✓	✓	

Custom Modification Options

ADDTK	ADRW	BVR	CBO	CCO	CFNTO	CFP	CFRMO	CLIP	CND	CSDGBK	DRWTK	EX	EX_OL	FD	FLUT[1]	FTK	ID	IH	INVFRM
✓	✓	✓							✓	✓		✓	✓		✓	✓	✓		✓

IW	MIP	OBRB	PFINBTMB	RD	RECTK	RECTKFRT	RH	ROSFLUT	RT	RW	STORB	TD	TKP	TVR	VTK	WS	WTR
		✓	✓	✓	✓			✓					✓	✓			✓

[1] Not available with 6″ fluting.

Entry Ensemble Accessories

		Cubic Feet	1		2		3		4		5		6		7	
SINGLE HOOK NICKEL	**EEHSN**	0.2	65		65		65		65		65		65		65	



Modifications Are Not Available

DOUBLE HOOK NICKEL	**EEHDN**	0.2	112		112		112		112		112		112		112	



Modifications Are Not Available

SINGLE HOOK BLACK	**EEHSB**	0.2	60		60		60		60		60		60		60	



Modifications Are Not Available

DOUBLE HOOK BLACK	**EEHDB**	0.2	101		101		101		101		101		101		101	



Modifications Are Not Available

POWER STRIP	**EEPWR**	0.2	241		241		241		241		241		241		241	

- Power strip is black.

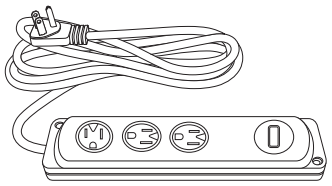

Modifications Are Not Available

GROMMET	**EEGRM**	0.2	10		10		10		10		10		10		10	

- Grommet is black.



Modifications Are Not Available

IH/RH availability charts starting on page G•40.
IW/RW availability charts starting on page G•46.

ENTRY ENSEMBLE 1, 66″ WIDE x 78″ HIGH x 21″ DEEP

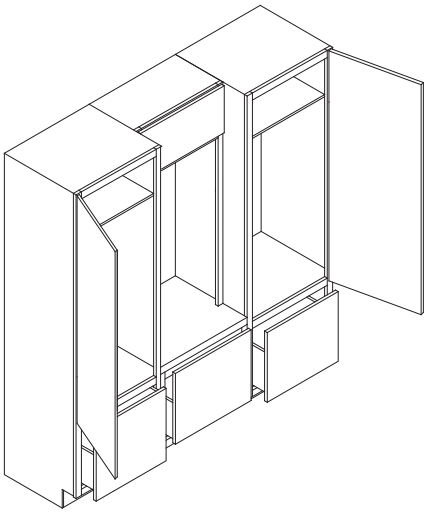

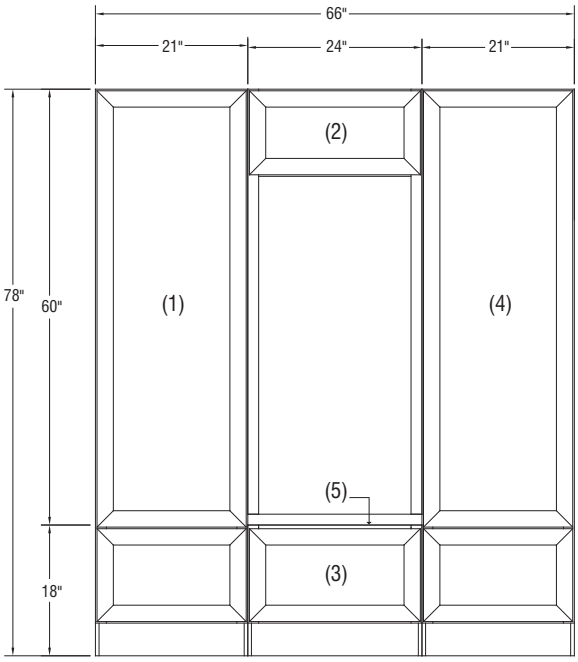

Parts Required	Quantity
(1) EET____	1
(2) EESTWO____	1
(3) EEDB__	1
(4) EET____	1
(5) WOODTOP	1

ENTRY ENSEMBLE 2, 72″ WIDE x 72″ HIGH x 21″ DEEP

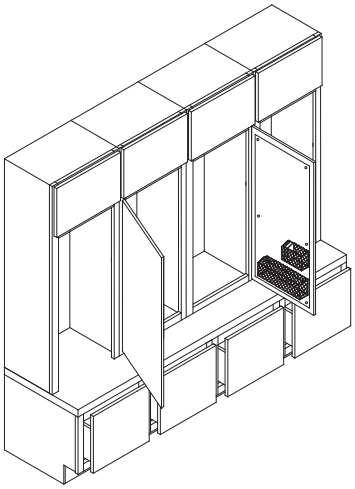

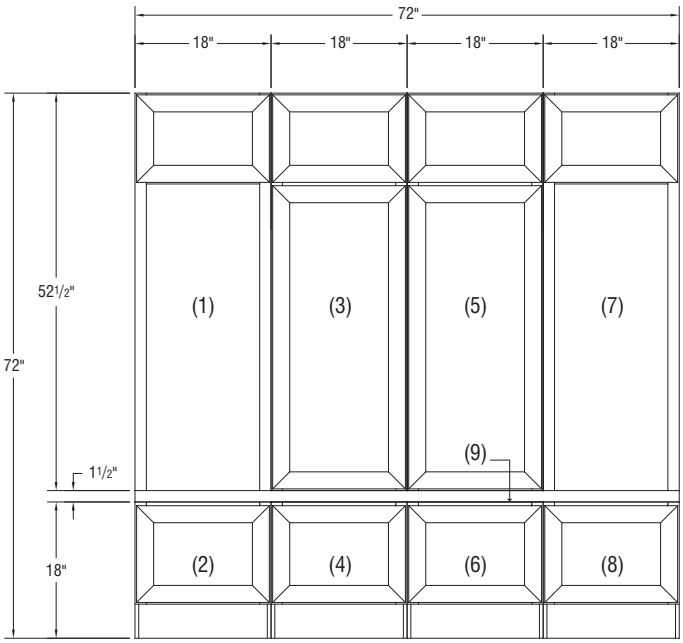

Parts Required	Quantity
(1) EESTWO____	1
(2) EEDB__	1
(3) EESTWM____	1
(4) EEDB__	1
(5) EESTW____	1
(6) EEDB__	1
(7) EESTWO____	1
(8) EEDB__	1
(9) WOODTOP	1

ENTRY ENSEMBLE 3, 72″ WIDE x 78″ HIGH x 21″ DEEP

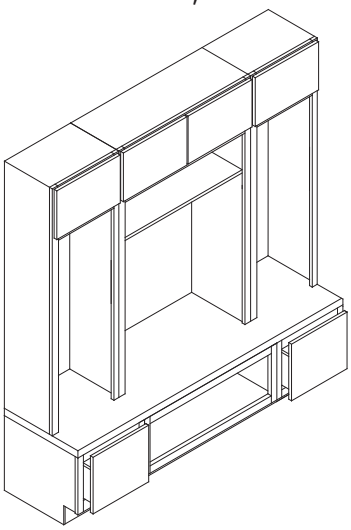

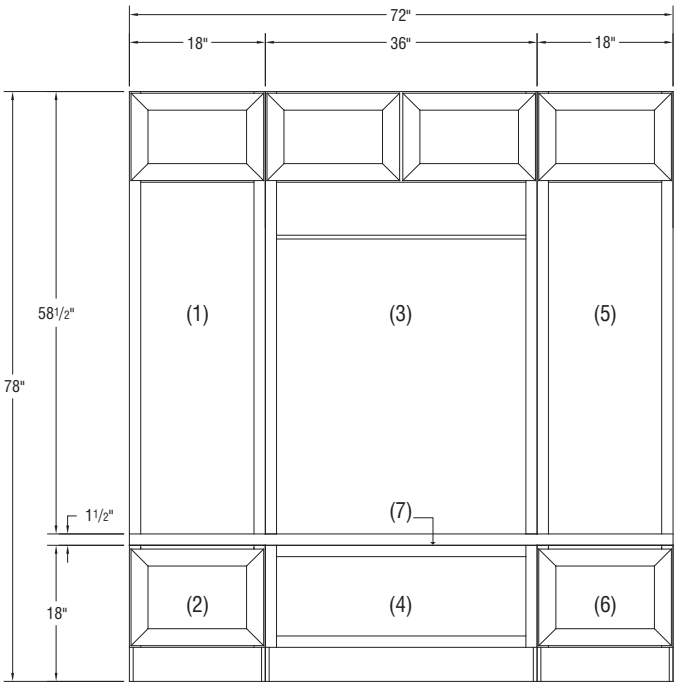

Parts Required	Quantity
(1) EESTWO____	1
(2) EEDB__	1
(3) EESTWO____	1
(4) EEOB__	1
(5) EESTWO____	1
(6) EEDB__	1
(7) WOODTOP	1

Entertainment Centers

ENTERTAINMENT OPEN DRAWER, 18″ HIGH, 21″ DEEP

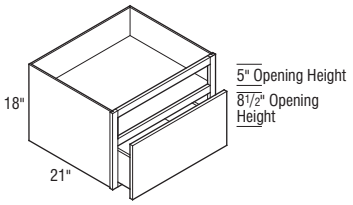

	Cubic Feet	1	2	3	4	5	6	7
EOD24	6.8	1533	1605	1661	1751	1856	2027	2198

- Finished Ends and Matching Interior standard.
- Void toekick standard.
- Increased Depths available in 1/4″ increments from 21 1/4″ to 24″.
- Reduced Depths available in 1/4″ increments from 12″ to 20 3/4″.

Door & Drawer Options

AF	CC	CG	GAMD	IFHG	MD	MFO	PRMD	SGLPN	SHMD	SPLITDR

End Panel Options

AUTH	CSFPE	EXBK	EXDN	FFD	FL/FR	FPE	INTGE	IPE
✓	✓	✓				✓	✓	✓

Custom Modification Options

ADDTK	ADRW	BVR	CBO	CCO	CFNTO	CFP	CFRMO	CLIP	CND	CSDGBK	DRWTK	EX	EX_OL	FD	FLUT	FTK	ID	IH	INVFRM
✓			✓	✓	✓		✓	✓		✓		✓	✓		✓	✓	✓		

IW	MIP	OBRB	PFINBTMB	RD	RECTK	RECTKFRT	RH	ROSFLUT	RT	RW	STORB	TD	TKP	TVR	VTK	WS	WTR
		✓		✓	✓			✓		✓			✓			✓	✓

ENTERTAINMENT BASE, NO TOEKICK, 18″ HIGH, 21″ DEEP

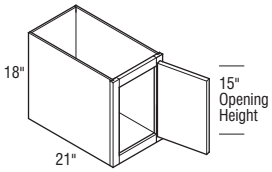

	Cubic Feet	1	2	3	4	5	6	7
EB12NTK L or R	3.6	1297	1358	1406	1481	1570	1715	1860

- Finished Ends and Matching Interior standard.
- Increased Depths available in 1/4″ increments from 21 1/4″ to 30″.
- Reduced Depths available in 1/4″ increments from 6″ to 20 3/4″.

Door & Drawer Options

AF	CC	CG	GAMD	IFHG	MD	MFO	PRMD	SGLPN	SHMD	SPLITDR
		✓	✓	✓	✓				✓	

End Panel Options

AUTH	CSFPE	EXBK	EXDN	FFD	FL/FR	FPE	INTGE	IPE
✓	✓	✓		✓		✓	✓	✓

Custom Modification Options

ADDTK	ADRW	BVR	CBO	CCO	CFNTO	CFP	CFRMO	CLIP	CND	CSDGBK	DRWTK	EX	EX_OL	FD	FLUT[1]	FTK[2]	ID	IH	INVFRM
✓			✓	✓	✓		✓		✓	✓		✓	✓		✓	✓	✓		

IW	MIP	OBRB	PFINBTMB	RD	RECTK	RECTKFRT	RH	ROSFLUT	RT	RW	STORB	TD	TKP	TVR	VTK	WS[3]	WTR
✓		✓		✓				✓		✓		✓	✓			✓	✓

[1] Not available with 6″ fluting.
[2] Not available with FTKAV and style B-L.
[3] Not available with wide stile both 3″.

ENTERTAINMENT BASE, 27″ HIGH, 18″ DEEP

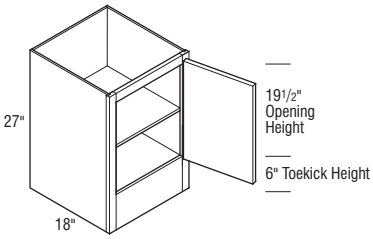

	Cubic Feet	1	2	3	4	5	6	7
EB18 L or R	6.6	1421	1491	1543	1626	1723	1882	2041

- Finished Ends, Matching Interior, Flush Toekick, and Full Depth Shelf standard.
- Increased Depths available in 1/4″ increments from 18 1/4″ to 30″.
- Reduced Depths available in 1/4″ increments from 6″ to 17 3/4″.

Door & Drawer Options

AF	CC	CG	GAMD	IFHG	MD	MFO	PRMD	SGLPN	SHMD	SPLITDR
		✓	✓	✓	✓		✓		✓	

End Panel Options

AUTH	CSFPE	EXBK	EXDN	FFD	FL/FR	FPE	INTGE	IPE
✓	✓	✓		✓		✓	✓	✓

Custom Modification Options

ADDTK	ADRW	BVR	CBO	CCO	CFNTO	CFP	CFRMO	CLIP	CND	CSDGBK	DRWTK	EX	EX_OL	FD	FLUT[1]	FTK[2]	ID	IH	INVFRM
			✓	✓	✓		✓	✓	✓	✓		✓	✓		✓	✓	✓		

IW	MIP	OBRB	PFINBTMB	RD	RECTK	RECTKFRT	RH	ROSFLUT	RT	RW	STORB	TD	TKP	TVR	VTK	WS	WTR
✓		✓		✓				✓	✓	✓		✓	✓		✓	✓	✓

[1] Not available with fluting both 6″.
[2] Only available on FTKAV and style B-L.

IH/RH availability charts starting on page G•40.
IW/RW availability charts starting on page G•46.

ENTERTAINMENT WALL, 36″ HIGH, 9″ DEEP

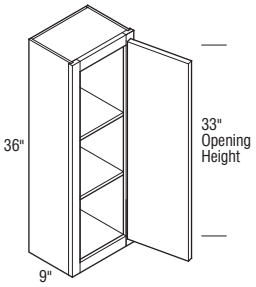

	Cubic Feet	1		2		3		4		5		6		7	
EW1236 L or R	3.4	1417		1468		1503		1567		1631		1748		1865	

- Finished Ends and Matching Interior standard.
- Increased Depths available in 1/4″ increments from 9 1/4″ to 30″.
- Reduced Depths available in 1/4″ increments from 6″ to 8 3/4″.

Door & Drawer Options

AF	CC	CG	GAMD	IFHG	MD	MFO	PRMD	SGLPN	SHMD	SPLITDR
		✓	✓	✓	✓	✓			✓	

End Panel Options

AUTH	CSFPE	EXBK	EXDN	FFD	FL/FR	FPE	INTGE	IPE
✓	✓	✓	✓			✓	✓	✓

Custom Modification Options

ADDTK	ADRW	BVR	CBO	CCO	CFNTO	CFP	CFRMO	CLIP	CND	CSDGBK	DRWTK	EX	EX_OL	FD	FLUT[1]	FTK[2]	ID	IH	INVFRM
✓			✓	✓	✓		✓		✓	✓		✓	✓		✓	✓	✓		

IW	MIP	OBRB	PFINBTMB	RD	RECTK	RECTKFRT	RH	ROSFLUT	RT	RW	STORB	TD	TKP	TVR	VTK	WS[3]	WTR
✓		✓	✓	✓	✓			✓		✓			✓			✓	✓

[1] Not available with 6″ fluting.
[2] Not available with FTKAV and style B-L.
[3] Not available with wide stile both 3″.

ENTERTAINMENT STACKED WALL, 58 1/2″ HIGH, 18″ DEEP

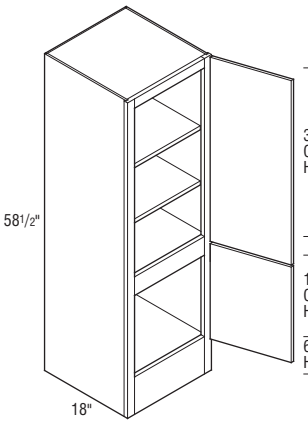

ESTW1858.5 L or R	13.9	2498		2613		2703		2826		2927		3098		3269	

- Finished Ends, Matching Interior, and Flush Toekick standard.
- Increased Depths available in 1/4″ increments from 18 1/4″ to 30″.
- Reduced Depths available in 1/4″ increments from 6″ to 17 3/4″.

Door & Drawer Options

AF	CC	CG	GAMD	IFHG	MD	MFO	PRMD	SGLPN	SHMD	SPLITDR
		✓	✓	✓	✓	✓	✓		✓	

End Panel Options

AUTH	CSFPE	EXBK	EXDN	FFD	FL/FR	FPE	INTGE	IPE
✓	✓	✓	✓	✓		✓	✓	✓

Custom Modification Options

ADDTK	ADRW	BVR	CBO	CCO	CFNTO	CFP	CFRMO	CLIP	CND	CSDGBK	DRWTK	EX	EX_OL	FD	FLUT[1]	FTK[2]	ID	IH	INVFRM
			✓	✓	✓		✓	✓	✓	✓		✓	✓		✓	✓	✓		✓

IW	MIP	OBRB	PFINBTMB	RD	RECTK	RECTKFRT	RH	ROSFLUT	RT	RW	STORB	TD	TKP	TVR	VTK	WS	WTR
✓		✓		✓				✓		✓			✓	✓		✓	✓

[1] Not available with 6″ fluting.
[2] Only available with FTKAV and style B-L.

FOUR DRAWER ENTERTAINMENT BASE, 27″ HIGH, 18″ DEEP

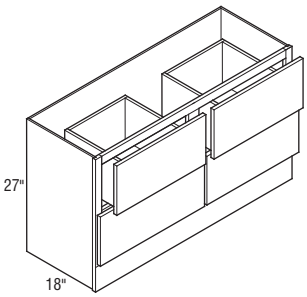

4EDB48	16.7	3934		4126		4270		4501		4772		5210		5648	

- Finished Ends, Matching Interior, and Flush Toekick standard.
- Increased Depths available in 1/4″ increments from 18 1/4″ to 24″.
- Reduced Depths available in 1/4″ increments from 12″ to 17 3/4″.

Door & Drawer Options

AF	CC	CG	GAMD	IFHG	MD	MFO	PRMD	SGLPN	SHMD	SPLITDR

End Panel Options

AUTH	CSFPE	EXBK	EXDN	FFD	FL/FR	FPE	INTGE	IPE
✓	✓	✓				✓	✓	✓

Custom Modification Options

ADDTK	ADRW	BVR	CBO	CCO	CFNTO	CFP	CFRMO	CLIP	CND	CSDGBK	DRWTK	EX	EX_OL	FD	FLUT[1]	FTK[2]	ID	IH	INVFRM
			✓	✓	✓		✓			✓		✓	✓		✓	✓	✓		

IW	MIP	OBRB	PFINBTMB	RD	RECTK	RECTKFRT	RH	ROSFLUT	RT	RW	STORB	TD	TKP	TVR	VTK	WS	WTR
		✓		✓				✓		✓			✓		✓	✓	✓

[1] Not available with 6″ fluting.
[2] Only available with FTKAV and style B-L.

FOUR DRAWER ENTERTAINMENT BASE, NO TOEKICK, 18″ HIGH, 15″ DEEP

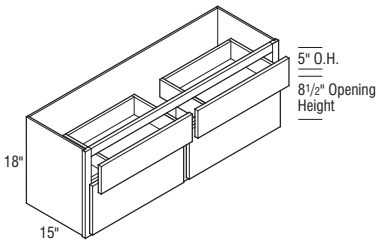

	Cubic Feet	1	2	3	4	5	6	7
4EDB48NTK	9.8	3315	3472	3593	3789	4017	4386	4755

- Finished Ends and Matching Interior standard.
- Increased Depths available in 1/4″ increments from 15 1/4″ to 24″.
- Reduced Depths available in 1/4″ increments from 12″ to 14 3/4″.

Door & Drawer Options

AF	CC	CG	GAMD	IFHG	MD	MFO	PRMD	SGLPN	SHMD	SPLITDR

End Panel Options

AUTH	CSFPE	EXBK	EXDN	FFD	FL/FR	FPE	INTGE	IPE
✓	✓	✓				✓	✓	✓

Custom Modification Options

ADDTK	ADRW	BVR	CBO	CCO	CFNTO	CFP	CFRMO	CLIP	CND	CSDGBK	DRWTK	EX	EX_OL	FD	FLUT[1]	FTK	ID	IH	INVFRM
			✓	✓	✓		✓			✓		✓	✓		✓		✓		

IW	MIP	OBRB	PFINBTMB	RD	RECTK	RECTKFRT	RH	ROSFLUT	RT	RW	STORB	TD	TKP	TVR	VTK	WS	WTR
				✓				✓		✓						✓	✓

[1] Not available with 6″ fluting.

SIX DRAWER ENTERTAINMENT BASE, NO TOEKICK, 22 1/2″ HIGH, 18″ DEEP

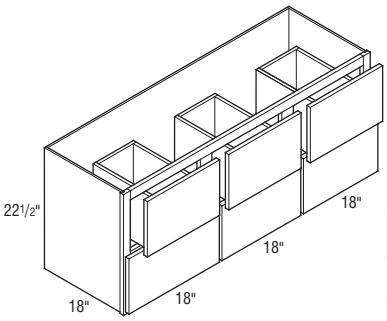

		1	2	3	4	5	6	7
6EDB54	15.8	3975	4167	4313	4547	4817	5261	5705

- Finished Ends and Matching Interior standard.
- Increased Depths available in 1/4″ increments from 15 1/4″ to 24″.
- Reduced Depths available in 1/4″ increments from 12″ to 17 3/4″.

Door & Drawer Options

AF	CC	CG	GAMD	IFHG	MD	MFO	PRMD	SGLPN	SHMD	SPLITDR

End Panel Options

AUTH	CSFPE	EXBK	EXDN	FFD	FL/FR	FPE	INTGE	IPE
✓	✓	✓				✓	✓	✓

Custom Modification Options

ADDTK	ADRW	BVR	CBO	CCO	CFNTO	CFP	CFRMO	CLIP	CND	CSDGBK	DRWTK	EX	EX_OL	FD	FLUT[1]	FTK	ID	IH	INVFRM
			✓	✓	✓		✓					✓	✓		✓		✓		

IW	MIP	OBRB	PFINBTMB	RD	RECTK	RECTKFRT	RH	ROSFLUT	RT	RW	STORB	TD	TKP	TVR	VTK	WS	WTR
				✓				✓		✓						✓	✓

[1] Not available with 6″ fluting.

ENTERTAINMENT BASE with DRAWERS, 22 1/2″ HIGH, 18″ DEEP

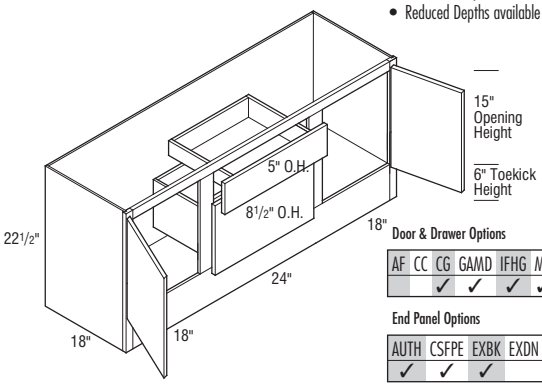

		1	2	3	4	5	6	7
EBDB60	17.5	3180	3331	3449	3636	3854	4207	4560

- Finished Ends, Matching Interior, and Flush Toekick standard.
- Increased Depths available in 1/4″ increments from 18 1/4″ to 24″.
- Reduced Depths available in 1/4″ increments from 12″ to 17 3/4″.

Door & Drawer Options

AF	CC	CG	GAMD	IFHG	MD	MFO	PRMD	SGLPN	SHMD	SPLITDR
		✓	✓	✓	✓		✓			

End Panel Options

AUTH	CSFPE	EXBK	EXDN	FFD	FL/FR	FPE	INTGE	IPE
✓	✓	✓				✓	✓	✓

Custom Modification Options

ADDTK	ADRW	BVR	CBO	CCO	CFNTO	CFP	CFRMO	CLIP	CND	CSDGBK	DRWTK	EX	EX_OL	FD	FLUT[1]	FTK[2]	ID	IH	INVFRM
			✓	✓	✓	✓	✓		✓			✓	✓		✓	✓	✓		

IW	MIP	OBRB	PFINBTMB	RD	RECTK	RECTKFRT	RH	ROSFLUT	RT	RW	STORB	TD	TKP	TVR	VTK	WS	WTR
		✓		✓				✓	✓				✓		✓	✓	✓

[1] Not available with 6″ fluting.
[2] Only available with FTKAV and style B-L.

IH/RH availability charts starting on page G•40.
IW/RW availability charts starting on page G•46.

		Cubic Feet	1		2		3		4		5		6		7	
ENTERTAINMENT BOX COLUMN FILLER, 22 1/2″ HIGH, 15″ DEEP	**EBCF322.5**	1.1	656		656		656		656		656		656		656	

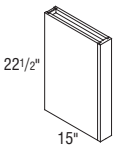

- Flush Toekick and Flush Panel Ends standard.
- Reversible, may be used on either left or right end.
- Front and both sides finished, back is unfinished.
- Enclosed top and bottom.
- Increased Depths available in 1/4″ increments from 15 1/4″ to 30″.
- Reduced Depths available in 1/4″ increments from 9″ to 14 3/4″.
- Not intended for use horizontally as shelving. Use Floating Shelves on page R•22.

Door & Drawer Options

AF	CC	CG	GAMD	IFHG	MD	MFO	PRMD	SGLPN	SHMD	SPLITDR

End Panel Options

AUTH	CSFPE	EXBK	EXDN	FFD	FL/FR	FPE	INTGE	IPE
	✓							

Custom Modification Options

ADDTK	ADRW	BVR	CBO	CCO	CFNTO	CFP	CFRMO	CLIP	CND	CSDGBK	DRWTK	EX	EX_OL	FD	FLUT[1]	FTK	ID	IH	INVFRM
															✓		✓		

IW	MIP	OBRB	PFINBTMB	RD	RECTK	RECTKFRT	RH	ROSFLUT	RT	RW	STORB	TD	TKP	TVR	VTK	WS	WTR
				✓				✓									

[1] Not available with 6″ fluting.

ENTERTAINMENT BOX COLUMN FILLER, 27″ HIGH, 18″ DEEP	**EBCF327**	2.1	696		696		696		696		696		696		696	

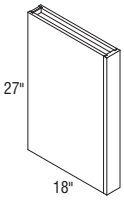

- Flush Toekick and Flush Panel Ends standard.
- Reversible, may be used on either left or right end.
- Front and both sides finished, back is unfinished.
- Enclosed top and bottom.
- Increased Depths available in 1/4″ increments from 18 1/4″ to 30″.
- Reduced Depths available in 1/4″ increments from 9″ to 17 3/4″.
- Not intended for use horizontally as shelving. Use Floating Shelves on page R•22.

Door & Drawer Options

AF	CC	CG	GAMD	IFHG	MD	MFO	PRMD	SGLPN	SHMD	SPLITDR

End Panel Options

AUTH	CSFPE	EXBK	EXDN	FFD	FL/FR	FPE	INTGE	IPE
	✓							

Custom Modification Options

ADDTK	ADRW	BVR	CBO	CCO	CFNTO	CFP	CFRMO	CLIP	CND	CSDGBK	DRWTK	EX	EX_OL	FD	FLUT[1]	FTK	ID	IH	INVFRM
															✓		✓		

IW	MIP	OBRB	PFINBTMB	RD	RECTK	RECTKFRT	RH	ROSFLUT	RT	RW	STORB	TD	TKP	TVR	VTK	WS	WTR
				✓				✓									

[1] Not available with 6″ fluting.

SQUARE FOOT, 3 3/4″ x 3 3/4″ x 4″ HIGH	**SMSQFOOT**	0.3	305		305		305		305		305		305		305	

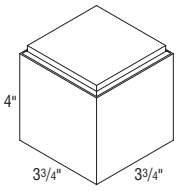

- 3 3/4″ W x 4″ H x 3 3/4″ D.
- Glazes and/or Techniques available: F, P, HW, XHW.
- Not available in Walnut.

Modifications Are Not Available

Glazes and Techniques
F = Flooded (see page E•4.)
P = Penned (see page E•4.)
TW = Timeworn (see page E•4.)
XTW = Extra Timeworn (see page E•4.)
HW = Hewn (see page E•4.)
XHW = Extra Hewn (see page E•4.)

Entertainment Centers

ENTERTAINMENT TOPPER, 3/4″ THICK, 10″ DEEP

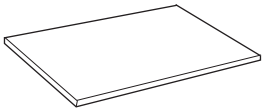

	Cubic Feet	1		2		3		4		5		6		7	
ET13	0.8	62		62		62		62		62		62		62	

- If special sizing is required, order 3/4VEN2S.
- Top and bottom finished standard.
- All edges banded.

Modifications Are Not Available

ENTERTAINMENT TOPPER, 3/4″ THICK, 19″ DEEP

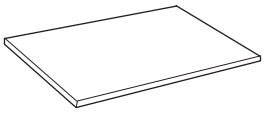

ET19	2.2	169		169		169		169		169		169		169	

- If special sizing is required, order 3/4VEN2S.
- Top and bottom finished standard.
- All edges banded.

Modifications Are Not Available

ENTERTAINMENT PLATFORM, 3/4″ THICK, 22″ DEEP

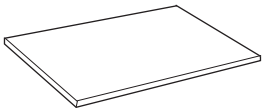

EP49	6.8	497		497		497		497		497		497		497	
EP73	11.6	738		738		738		738		738		738		738	

- If special sizing is required, order 3/4VEN2S.
- Top and bottom finished standard.
- All edges banded.

Modifications Are Not Available

ENTERTAINMENT WOOD TOPS with BEVELED EDGE, 1 1/2″ THICK

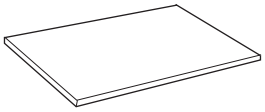



Beveled

3TWT4922BE	10.4	563		563		563		563		563		563		563	
1TWT5416BE	10.6	574		574		574		574		574		574		574	
2TWT54.516BE	12.2	582		582		582		582		582		582		582	
3TWT5516BE	14.1	587		587		587		587		587		587		587	
3TWT6119BE	19.1	773		773		773		773		773		773		773	
3TWT7322BE	27.1	1069		1069		1069		1069		1069		1069		1069	
3TWT8519BE	31.4	1074		1074		1074		1074		1074		1074		1074	

- Profiled on 3 sides except 1TWT5416BE and 2TWT54.516BE. See chart below.
- If Increased or Reduced Width or Increased or Reduced Depth is required, order WOODTOPBE.

Code	Profiled Sides	Side Details	Dimensions
3TWT4922BE	3 sides	Front, Left, Right	1 1/2″ x 49″ x 22″
1TWT5416BE	1 side	Front	1 1/2″ x 54″ x 16″
2TWT54.516BE	2 sides: 1 long, 1 short	Front, Left	1 1/2″ x 54 1/2″ x 16″
3TWT5516BE	3 sides	Front, Left, Right	1 1/2″ x 55″ x 16″
3TWT6119BE	3 sides	Front, Left, Right	1 1/2″ x 61″ x 19″
3TWT7322BE	3 sides	Front, Left, Right	1 1/2″ x 73″ x 22″
3TWT8519BE	3 sides	Front, Left, Right	1 1/2″ x 85″ x 19″

Modifications Are Not Available

IH/RH availability charts starting on page G•40.
IW/RW availability charts starting on page G•46.

ENTERTAINMENT WOOD TOPS with OGEE EDGE, 1 1/2″ THICK

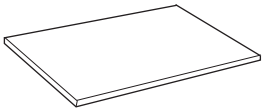



Ogee

	Cubic Feet	1	2	3	4	5	6	7
3TWT49220G	10.4	563	563	563	563	563	563	563
1TWT54160G	10.6	574	574	574	574	574	574	574
2TWT54.5160G	12.2	582	582	582	582	582	582	582
3TWT55160G	14.1	587	587	587	587	587	587	587
3TWT61190G	19.1	773	773	773	773	773	773	773
3TWT73220G	27.1	1069	1069	1069	1069	1069	1069	1069
3TWT85190G	31.4	1074	1074	1074	1074	1074	1074	1074

- Profiled on 3 sides except 1TWT54160G and 2TWT54.5160G. See chart below.
- If Increased or Reduced Width or Increased or Reduced Depth is required, order WOODTOPOG.

Code	Profiled Sides	Side Details	Dimensions
3TWT49220G	3 sides	Front, Left, Right	1 1/2″ x 49″ x 22″
1TWT54160G	1 side	Front	1 1/2″ x 54″ x 16″
2TWT54.5160G	2 sides: 1 long, 1 short	Front, Left	1 1/2″ x 54 1/2″ x 16″
3TWT55160G	3 sides	Front, Left, Right	1 1/2″ x 55″ x 16″
3TWT61190G	3 sides	Front, Left, Right	1 1/2″ x 61″ x 19″
3TWT73220G	3 sides	Front, Left, Right	1 1/2″ x 73″ x 22″
3TWT85190G	3 sides	Front, Left, Right	1 1/2″ x 85″ x 19″

Modifications Are Not Available

ENTERTAINMENT WOOD TOPS with ROUND OVER EDGE, 1 1/2″ THICK

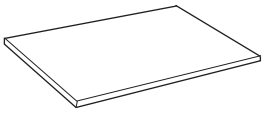



Round Over

3TWT4922RO	10.4	563	563	563	563	563	563	563
1TWT5416RO	10.6	574	574	574	574	574	574	574
2TWT54.516RO	12.2	582	582	582	582	582	582	582
3TWT5516RO	14.1	587	587	587	587	587	587	587
3TWT6119RO	19.1	773	773	773	773	773	773	773
3TWT7322RO	27.1	1069	1069	1069	1069	1069	1069	1069
3TWT8519RO	31.4	1074	1074	1074	1074	1074	1074	1074

- Profiled on 3 sides except 1TWT5416RO and 2TWT54.516RO. See chart below.
- If Increased or Reduced Width or Increased or Reduced Depth is required, order WOODTOPRO.

Code	Profiled Sides	Side Details	Dimensions
3TWT4922RO	3 sides	Front, Left, Right	1 1/2″ x 49″ x 22″
1TWT5416RO	1 side	Front	1 1/2″ x 54″ x 16″
2TWT54.516RO	2 sides: 1 long, 1 short	Front, Left	1 1/2″ x 54 1/2″ x 16″
3TWT5516RO	3 sides	Front, Left, Right	1 1/2″ x 55″ x 16″
3TWT6119RO	3 sides	Front, Left, Right	1 1/2″ x 61″ x 19″
3TWT7322RO	3 sides	Front, Left, Right	1 1/2″ x 73″ x 22″
3TWT8519RO	3 sides	Front, Left, Right	1 1/2″ x 85″ x 19″

Modifications Are Not Available

Entertainment Centers

ENTERTAINMENT WOOD TOPS with SQUARE EDGE, 1 1/2″ THICK

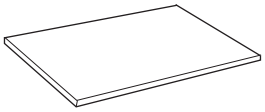



Square

	Cubic Feet	1	2	3	4	5	6	7
3TWT4922SE	10.4	563	563	563	563	563	563	563
1TWT5416SE	10.6	574	574	574	574	574	574	574
2TWT54.516SE	12.2	582	582	582	582	582	582	582
3TWT5516SE	14.1	587	587	587	587	587	587	587
3TWT6119SE	19.1	773	773	773	773	773	773	773
3TWT7322SE	27.1	1069	1069	1069	1069	1069	1069	1069
3TWT8519SE	31.4	1074	1074	1074	1074	1074	1074	1074

- Profiled on 3 sides except 1TWT5416SE and 2TWT54.516SE. See chart below.
- If Increased or Reduced Width or Increased or Reduced Depth is required, order WOODTOPSE.

Code	Profiled Sides	Side Details	Dimensions
3TWT4922SE	3 sides	Front, Left, Right	1 1/2″ x 49″ x 22″
1TWT5416SE	1 side	Front	1 1/2″ x 54″ x 16″
2TWT54.516SE	2 sides: 1 long, 1 short	Front, Left	1 1/2″ x 54 1/2″ x 16″
3TWT5516SE	3 sides	Front, Left, Right	1 1/2″ x 55″ x 16″
3TWT6119SE	3 sides	Front, Left, Right	1 1/2″ x 61″ x 19″
3TWT7322SE	3 sides	Front, Left, Right	1 1/2″ x 73″ x 22″
3TWT8519SE	3 sides	Front, Left, Right	1 1/2″ x 85″ x 19″

Modifications Are Not Available

IH/RH availability charts starting on page G•40.
IW/RW availability charts starting on page G•46.

DAVIS COLLECTION A, 49″ x 24 1/4″ x 22″

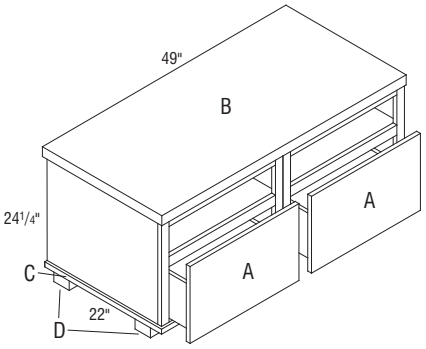

Parts Required	Quantity	Size
(A) EOD24	2	24″ x 18″ x 21″
(B) 3TWT4922	1	1 1/2″ x 49″ x 22″
(C) EP49	1	3/4″ x 49″ x 22″
(D) SMSQFOOT	4	3 3/4″ x 3 3/4″ x 4″

DAVIS COLLECTION B, 73″ x 24 1/4″ x 22″

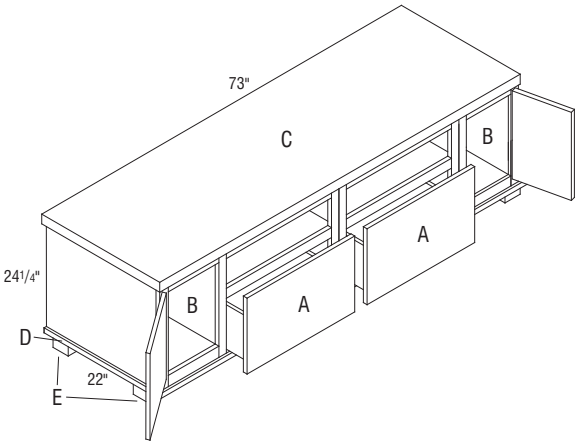

Parts Required	Quantity	Size
(A) EOD24	2	24″ x 18″ x 21″
(B) EB12NTK L or R	2	12″ x 18″ x 21″
(C) 3TWT7322	1	1 1/2″ x 73″ x 22″
(D) EP73	1	3/4″ x 73″ x 22″
(E) SMSQFOOT	6	3 3/4″ x 3 3/4″ x 4″

DAVIS COLLECTION C, 73″ x 61″ x 22″

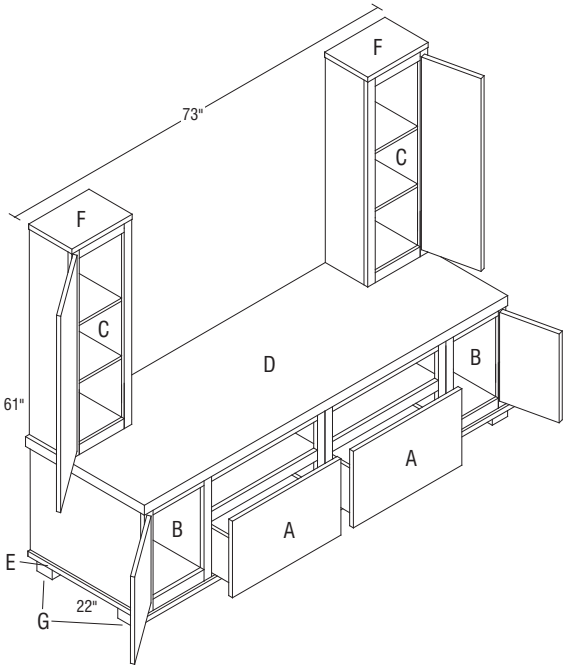

Parts Required	Quantity	Size
(A) EOD24	2	24″ x 18″ x 21″
(B) EB12NTK L or R	2	12″ x 18″ x 21″
(C) EW1236 L or R	2	12″ x 36″ x 9″
(D) 3TWT7322	1	1 1/2″ x 73″ x 22″
(E) EP73	1	3/4″ x 73″ x 22″
(F) ET13	2	3/4″ x 13″ x 10″
(G) SMSQFOOT	6	3 3/4″ x 3 3/4″ x 4″

HUDSON COLLECTION A, 55″ x 24″ x 16″

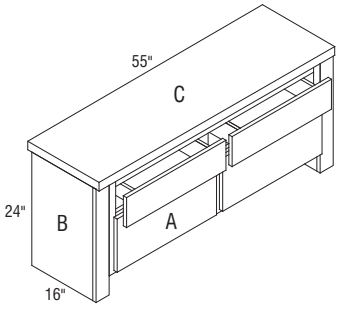

Parts Required	Quantity	Size
(A) 4EDB48NTK	1	48″ x 18″ x 15″
(B) EBCF322.5	2	3″ x 22 1/2″ x 15″
(C) 3TWT5516	1	1 1/2″ x 55″ x 16″

HUDSON COLLECTION B, 73″ x 59 1/4″ x 19″

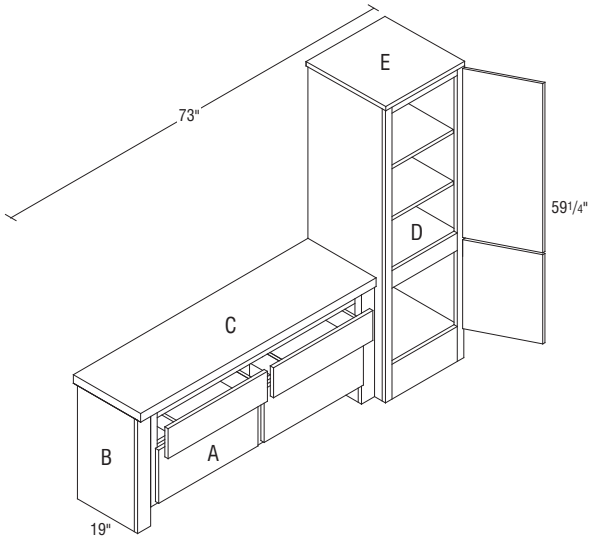

Parts Required	Quantity	Size
(A) 4EDB48NTK	1	48″ x 18″ x 15″
(B) EBCF322.5	2	3″ x 22 1/2″ x 15″
(C) 2TWT54.516	1	1 1/2″ x 54 1/2″ x 16″
(D) ESTW1858.5 L or R	1	18″ x 58 1/2″ x 18″
(E) ET19	1	3/4″ x 19″ x 19″

HUDSON COLLECTION C, 91″ x 59 1/4″ x 19″

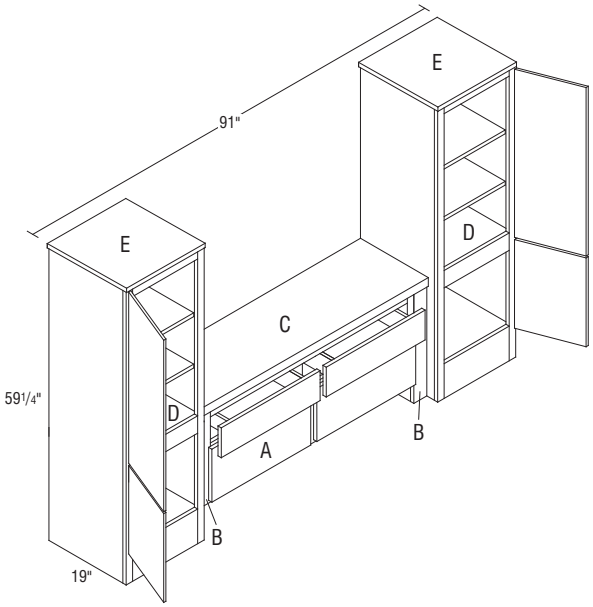

Parts Required	Quantity	Size
(A) 4EDB48NTK	1	48″ x 18″ x 15″
(B) EBCF322.5	2	3″ x 22 1/2″ x 15″
(C) 1TWT5416	1	1 1/2″ x 54″ x 16″
(D) ESTW1858.5 L or R	2	18″ x 58 1/2″ x 18″
(E) ET19	2	3/4″ x 19″ x 19″

HUDSON COLLECTION D, 61″ x 28 1/2″ x 19″

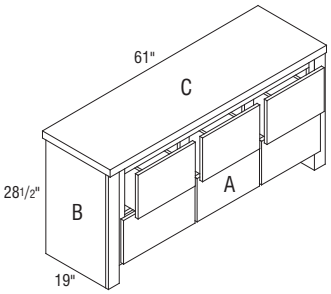

Parts Required	Quantity	Size
(A) 6EDB54	1	54″ x 22 1/2″ x 18″
(B) EBCF327	2	3″ x 27″ x 18″
(C) 3TWT6119	1	1 1/2″ x 61″ x 19″

BENNETT COLLECTION A, 61″ x 24″ x 19″

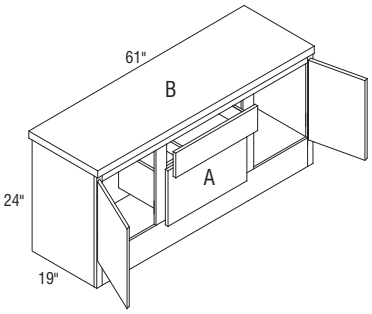

Parts Required	Quantity	Size
(A) EBDB60	1	60″ x 22 1/2″ x 18″
(B) 3TWT6119	1	1 1/2″ x 61″ x 19″

BENNETT COLLECTION B, 85″ x 28 1/2″ x 19″

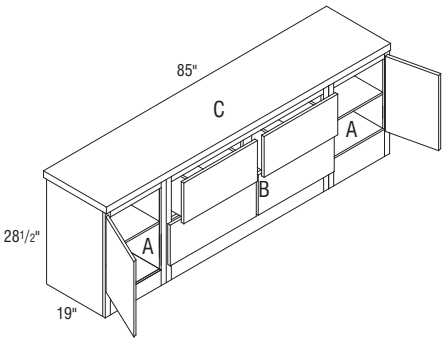

Parts Required	Quantity	Size
(A) EB18 L or R	2	18″ x 27″ x 18″
(B) 4EDB48	1	48″ x 27″ x 18″
(C) 3TWT8519	1	1 1/2″ x 85″ x 19″

DESK DOOR DRAWER BASE, 29″ HIGH, 21″ or 24″ DEEP

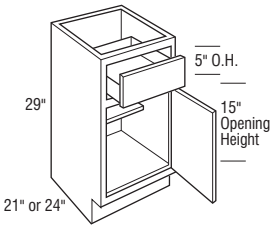

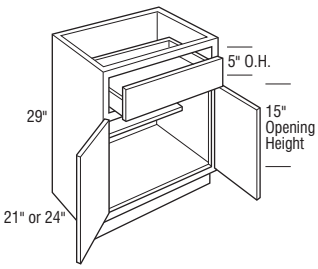

	Cubic Feet	1	2	3	4	5	6	7
DDO122921 L or R	6.4	1477	1524	1580	1666	1755	1918	2081
DDO152921 L or R	7.8	1535	1580	1637	1725	1819	1988	2157
DDO182921 L or R	9.1	1583	1632	1699	1784	1881	2056	2231
DDO212921 L or R	10.5	1636	1683	1746	1843	1944	2123	2302
DDO242921 L or R	11.9	1706	1752	1816	1917	2015	2206	2397
DDO122924 L or R	7.3	1477	1524	1580	1666	1755	1918	2081
DDO152924 L or R	8.8	1535	1580	1637	1725	1819	1988	2157
DDO182924 L or R	10.2	1583	1632	1699	1784	1881	2056	2231
DDO212924 L or R	11.8	1636	1683	1746	1843	1944	2123	2302
DDO242924 L or R	13.4	1706	1752	1816	1917	2015	2206	2397
DDO242921	11.9	1816	1868	1938	2046	2158	2357	2556
DDO272921	12.0	1979	2036	2112	2230	2352	2569	2786
DDO302921	13.2	2157	2219	2302	2431	2564	2800	3036
DDO332921	14.4	2243	2308	2394	2528	2667	2912	3157
DDO362921	15.7	2333	2400	2490	2629	2774	3028	3282
DDO242924	13.4	1816	1868	1938	2046	2158	2357	2556
DDO272924	13.5	1979	2036	2112	2230	2352	2569	2786
DDO302924	14.9	2157	2219	2302	2431	2564	2800	3036
DDO332924	16.3	2243	2308	2394	2528	2667	2912	3157
DDO362924	17.7	2333	2400	2490	2629	2774	3028	3282

- Reduced Depths available in 1/4″ increments from 12″ to 23 3/4″.
- Includes one adjustable 15″ deep shelf.
- Fronts will not align with the 5″ flush toekick Desk Cabinets.
- Base Shoe Moulding (BSM, BBM8) is not recommended.

Door & Drawer Options

AF	CC	CG	GAMD	IFHG	MD	MFO	PRMD[1]	SGLPN	SHMD	SPLITDR
		✓	✓	✓	✓		✓		✓	

End Panel Options

AUTH	CSFPE	EXBK	EXDN	FFD	FL/FR	FPE	INTGE	IPE
✓	✓	✓		✓	✓	✓	✓	✓

Custom Modification Options

ADDTK	ADRW	BVR	CBO	CCO	CFNTO	CFP	CFRMO	CLIP[2]	CND	CSDGBK	DRWTK[1]	EX	EX_OL	FD	FLUT[3]	FTK	ID	IH	INVFRM
			✓	✓	✓	✓	✓	✓	✓	✓	✓	✓	✓	✓	✓				✓

IW	MIP	OBRB	PFINBTMB	RD	RECTK	RECTKFRT	RH	ROSFLUT	RT	RW	STORB	TD	TKP	TVR	VTK	WS[4]	WTR
	✓	✓		✓				✓	✓							✓	✓

[1] Not available on 12″ wide.
[2] Not available on 12″ wide.
[3] 6″ fluting not available on 12″ or 15″ wide. Fluting both 6″ also not available on 18″ or 21″ wide.
[4] Wide stile both 3″ not available on 12″ wide.

IH/RH availability charts starting on page G•40.
IW/RW availability charts starting on page G•46.

DESK OFFICE BASE with FULL HEIGHT DOORS, 29″ HIGH, 24″ DEEP

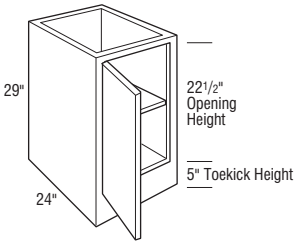

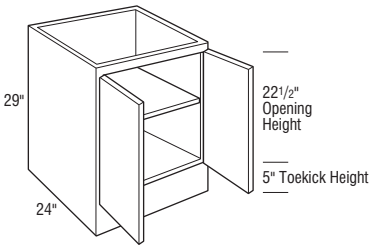

	Cubic Feet	1		2		3		4		5		6		7	
DO122924FH L or R	6.3	1242		1303		1350		1418		1505		1645		1785	
DO152924FH L or R	7.7	1313		1383		1431		1503		1597		1741		1885	
DO182924FH L or R	9.1	1422		1466		1522		1605		1688		1848		2008	
DO212924FH L or R	10.5	1476		1549		1605		1687		1789		1954		2119	
DO242924FH L or R	11.9	1576		1655		1712		1802		1913		2088		2263	
DO242924FH	11.9	1869		1960		2030		2134		2265		2471		2677	
DO272924FH	13.3	1990		2091		2163		2277		2416		2641		2866	
DO302924FH	14.7	2068		2175		2248		2369		2511		2741		2971	
DO332924FH	16.1	2139		2248		2326		2452		2594		2836		3078	
DO362924FH	17.5	2222		2331		2415		2540		2695		2943		3191	

Notes below apply to all products in section above:

- Flush Toekick standard.
- Increased Depths available in 1/4″ increments from 24 1/4″ to 30″.
- Reduced Depths available from 1/4″ increments from 6″ to 23 3/4″.
- The cabinet's toekick will not align with standard base and vanity cabinets, and will not align with the 4 1/2″ recessed toekick Desk Cabinets.
- Base Shoe Moulding (BSM, BBM8) is not recommended.

Door & Drawer Options

AF	CC	CG	GAMD	IFHG	MD	MFO	PRMD[1]	SGLPN	SHMD	SPLITDR[2]
		✓	✓	✓	✓		✓		✓	✓

End Panel Options

AUTH	CSFPE	EXBK	EXDN	FFD	FL/FR	FPE	INTGE	IPE
✓	✓	✓		✓	✓	✓	✓	✓

Custom Modification Options

ADDTK	ADRW	BVR	CBO	CCO	CFNTO	CFP	CFRMO	CLIP[3]	CND	CSDGBK	DRWTK	EX	EX_OL	FD	FLUT[4]	FTK	ID	IH	INVFRM
			✓	✓	✓		✓	✓	✓	✓		✓	✓		✓		✓		

IW	MIP	OBRB	PFINBTMB	RD	RECTK	RECTKFRT	RH	ROSFLUT	RT	RW	STORB	TD	TKP	TVR	VTK	WS[5]	WTR
	✓	✓		✓				✓	✓							✓	✓

[1] Not available on 12″ wide.
[2] Not available on 12″ to 24″ (1 door) wide.
[3] Not available on 12″ or 24″ (2 doors) wide.
[4] 6″ fluting not available on 12″, 15″ or 24″ (2 doors) wide. Fluting both 6″ also not available with 18″ or 21″ wide.
[5] Not available on 24″ (2 doors) wide. Wide stile both 3″ also not available on 12″ wide.

DESK DRAWER BASE, 29″ HIGH, 21″ or 24″ DEEP

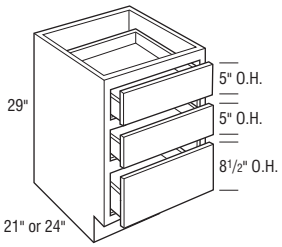

	Cubic Feet	1	2	3	4	5	6	7
DDR122921	6.4	1816	1904	1972	2079	2203	2404	2605
DDR152921	7.8	1904	1996	2068	2180	2309	2520	2731
DDR182921	9.1	1982	2078	2152	2269	2404	2623	2842
DDR212921	10.5	2064	2164	2241	2363	2503	2732	2961
DDR242921	11.9	2140	2243	2324	2450	2595	2832	3069
DDR272921	12.0	2311	2423	2510	2646	2803	3059	3315
DDR302921	13.2	2496	2617	2711	2858	3028	3305	3582
DDR332921	14.4	2695	2826	2927	3086	3269	3568	3867
DDR362921	15.7	2912	3052	3162	3333	3531	3854	4177
DDR122924	7.3	1859	1949	2019	2128	2255	2461	2667
DDR152924	8.8	1949	2043	2116	2231	2364	2580	2796
DDR182924	10.2	2029	2127	2203	2323	2460	2685	2910
DDR212924	11.8	2111	2213	2292	2416	2560	2794	3028
DDR242924	13.4	2190	2297	2379	2508	2657	2900	3143
DDR272924	13.5	2366	2480	2569	2709	2869	3132	3395
DDR302924	14.9	2555	2679	2774	2925	3099	3382	3665
DDR332924	16.3	2760	2893	2997	3159	3347	3653	3959
DDR362924	17.7	2980	3124	3236	3411	3614	3944	4274

- Reduced Depths available in 1/4″ increments from 12″ to 23 3/4″.
- Fronts will not align with the 5″ flush toekick Desk Cabinets.

Door & Drawer Options

AF	CC	CG	GAMD	IFHG	MD	MFO	PRMD	SGLPN	SHMD	SPLITDR
						✓				

End Panel Options

AUTH	CSFPE	EXBK	EXDN	FFD	FL/FR	FPE	INTGE	IPE
✓	✓	✓		✓		✓	✓	✓

Custom Modification Options

ADDTK	ADRW	BVR	CBO	CCO	CFNTO	CFP	CFRMO	CLIP	CND	CSDGBK	DRWTK	EX	EX_OL	FD	FLUT[1]	FTK[2]	ID	IH	INVFRM
			✓	✓	✓	✓	✓	✓	✓	✓		✓	✓		✓	✓			

IW[3]	MIP	OBRB	PFINBTMB	RD	RECTK	RECTKFRT	RH	ROSFLUT	RT	RW	STORB	TD	TKP	TVR	VTK	WS	WTR
✓	✓	✓		✓	✓			✓					✓		✓	✓	✓

[1] Not available with 6″ fluting.
[2] Not available on 12″ wide.
[3] Not available on 36″ wide.

DESK FILE DRAWER BASE, 29″ HIGH, 24″ DEEP

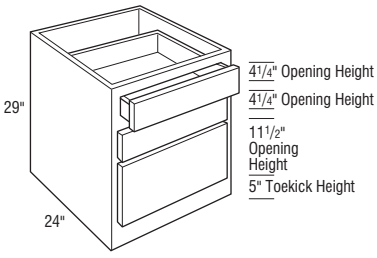

	Cubic Feet	1	2	3	4	5	6	7
DF3D182924	9.1	2358	2423	2514	2651	2792	3050	3308
DF3D212924	10.5	2412	2480	2572	2713	2856	3122	3388
DF3D242924	11.9	2464	2534	2628	2769	2919	3187	3455

- Flush Toekick standard.
- Lateral Filing (Left-to-Right) system installed.
- When an Inset or Beaded Inset style is selected, drawer fronts will be slab.
- Reduced Depths available in 1/4″ increments from 18″ to 23 3/4″.
- The cabinet's toekick will not align with standard base and vanity cabinets, and will not align with the 4 1/2″ recessed toekick Desk Cabinets.
- Base Shoe Moulding (BSM, BBM8) is not recommended.

Door & Drawer Options

AF	CC	CG	GAMD	IFHG	MD	MFO	PRMD	SGLPN	SHMD	SPLITDR

End Panel Options

AUTH	CSFPE	EXBK	EXDN	FFD	FL/FR	FPE	INTGE	IPE
✓	✓	✓		✓	✓	✓	✓	✓

Custom Modification Options

ADDTK	ADRW	BVR	CBO	CCO	CFNTO	CFP	CFRMO	CLIP	CND	CSDGBK	DRWTK	EX	EX_OL	FD	FLUT[1]	FTK	ID	IH	INVFRM
			✓	✓	✓	✓	✓	✓				✓	✓		✓				

IW	MIP	OBRB	PFINBTMB	RD	RECTK	RECTKFRT	RH	ROSFLUT	RT	RW[2]	STORB	TD	TKP	TVR	VTK	WS	WTR
	✓	✓		✓				✓		✓						✓	✓

[1] Not available with 6″ fluting.
[2] Only available on 18″ wide

IH/RH availability charts starting on page G•40.
IW/RW availability charts starting on page G•46.

CPU BASE, 29″ HIGH, 21″ or 24″ DEEP

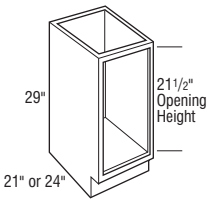

	Cubic Feet	1		2		3		4		5		6		7	
CPU122921	6.4	1236		1299		1343		1414		1495		1631		1767	
CPU152921	7.8	1304		1361		1408		1490		1558		1696		1834	
CPU122924	7.3	1236		1299		1343		1414		1495		1631		1767	
CPU152924	8.8	1304		1361		1408		1490		1558		1696		1834	

- FOL shelf width is 10 9/16″.
- Inset shelf width is 8 7/16″.
- Fronts will not align with the 5″ flush toekick Desk Cabinets.
- Grommets required for proper ventilation.
- Reduced Depths available in 3″ increments to 21″.
- Base Shoe Moulding (BSM, BBM8) is not recommended.

Door & Drawer Options

AF	CC	CG	GAMD	IFHG	MD	MFO	PRMD	SGLPN	SHMD	SPLITDR
		✓	✓		✓		✓		✓	

End Panel Options

AUTH[1]	CSFPE	EXBK	EXDN	FFD	FL/FR	FPE	INTGE	IPE
✓	✓	✓			✓	✓		✓

Custom Modification Options

ADDTK	ADRW	BVR	CBO	CCO	CFNTO	CFP	CFRMO	CLIP	CND	CSDGBK	DRWTK	EX	EX_OL	FD	FLUT[2]	FTK	ID	IH	INVFRM
			✓	✓	✓		✓		✓			✓	✓		✓				

IW	MIP	OBRB	PFINBTMB	RD	RECTK	RECTKFRT	RH	ROSFLUT	RT	RW	STORB	TD	TKP	TVR	VTK	WS	WTR
✓	✓	✓		✓				✓						✓			✓

[1] Only available on authentic flush ends both.
[2] Not available with 6″ fluting.

KEYBOARD TRAY, 5″ HIGH, 21″ DEEP

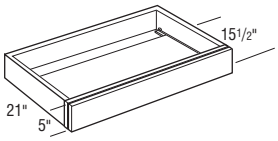

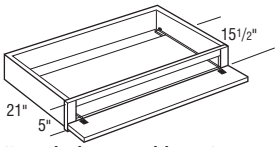

(Front tilts down, tray slides out.)

KBT2421	2.2	480		480		480		480		480		480		480	
KBT2721	2.5	533		533		533		533		533		533		533	
KBT3021	2.7	586		586		586		586		586		586		586	

- Kirkwood and Pleasant Hill will utilize a 5-piece drawer front, all other styles will be slab.
- Tray is 1/2″ veneer MDF stained to match exterior finish.
- Tray slides out 15 1/2″ and is 15 1/2″ deep.
- Smart Stop feature not available.
- Not available on Inset or Beaded Inset door styles.

Door & Drawer Options

AF	CC	CG	GAMD	IFHG	MD	MFO	PRMD	SGLPN	SHMD	SPLITDR

End Panel Options

AUTH	CSFPE	EXBK	EXDN	FFD	FL/FR	FPE	INTGE	IPE
	✓	✓				✓		

Custom Modification Options

ADDTK	ADRW	BVR	CBO	CCO	CFNTO	CFP	CFRMO	CLIP	CND	CSDGBK	DRWTK	EX	EX_OL[1]	FD	FLUT[2]	FTK	ID	IH	INVFRM
												✓	✓		✓				

IW	MIP	OBRB	PFINBTMB	RD	RECTK	RECTKFRT	RH	ROSFLUT	RT	RW	STORB	TD	TKP	TVR	VTK	WS	WTR
		✓						✓								✓	✓

[1] Not available with extended stile both.
[2] Not available with 6″ fluting.

WALL BOOKCASE with ARCHED VALANCE, 48″ HIGH

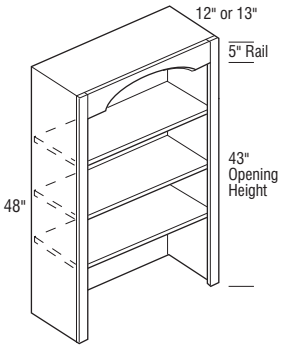

	Cubic Feet	1		2		3		4		5		6		7	
W2448BCAV	10.6	1598		1598		1598		1598		1598		1598		1598	
W2748BCAV	11.8	1765		1765		1765		1765		1765		1765		1765	
W3048BCAV	13.1	1922		1922		1922		1922		1922		1922		1922	
W3348BCAV	14.3	2095		2095		2095		2095		2095		2095		2095	
W3648BCAV	15.6	2257		2257		2257		2257		2257		2257		2257	
W3948BCAV	16.8	2422		2422		2422		2422		2422		2422		2422	

- Matching Interior standard.
- Three adjustable shelves.
- Straight Valance is standard on Beaded Inset styles.
- Arch Valance is standard; specify Straight, style B, style D, style E, style H, style J, style K, or style L if desired.
- Style B, style D, style E, style H, style J, style K, style L, and Arch valances are not available on cabinets with frame openings less than 12″ wide.
- Inset and Beaded Inset styles are a standard 13″ deep.
- Full Overlay Styles:
  - Increased Depths available in 1/4″ increments from 12 1/4″ to 24″.
  - Reduced Depths available in 1/4″ increments from 6″ to 11 3/4″.
- Inset and Beaded Inset Styles:
  - Increased Depths available in 1/4″ increments from 13 1/4″ to 30″.
  - Reduced Depths available in 1/4″ increments from 6″ to 12 3/4″.

Door & Drawer Options

AF	CC	CG	GAMD	IFHG	MD	MFO	PRMD	SGLPN	SHMD	SPLITDR

End Panel Options

AUTH	CSFPE	EXBK	EXDN	FFD	FL/FR	FPE	INTGE	IPE
✓	✓	✓			✓	✓	✓	✓

Custom Modification Options

ADDTK	ADRW	BVR	CBO	CCO	CFNTO	CFP	CFRMO	CLIP	CND	CSDGBK	DRWTK	EX	EX_OL	FD	FLUT[1]	FTK	ID	IH	INVFRM
					✓			✓	✓	✓		✓	✓		✓		✓		

IW[2]	MIP	OBRB	PFINBTMB	RD	RECTK	RECTKFRT	RH[3]	ROSFLUT[4]	RT	RW[5]	STORB	TD	TKP	TVR[6]	VTK	WS	WTR
✓				✓			✓	✓		✓				✓		✓	✓

[1] Not available with fluting both or 6″ fluting.
[2] Not available on 36″ and 39″ wide.
[3] Not available on 24″ wide.
[4] Not available with fluting both.
[5] Only available on 24″ wide.
[6] Not available on TVRAV.

IH/RH availability charts starting on page G•40.
IW/RW availability charts starting on page G•46.

WALL BOOKCASE with ARCHED VALANCE, 52 1/2″ HIGH

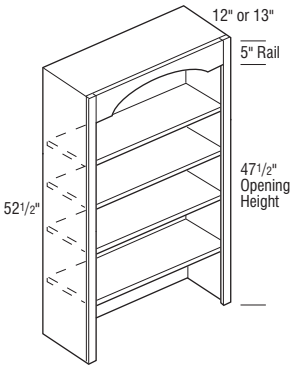

	Cubic Feet	1	2	3	4	5	6	7
W2452BCAV	11.6	1757	1757	1757	1757	1757	1757	1757
W2752BCAV	12.9	1930	1930	1930	1930	1930	1930	1930
W3052BCAV	14.3	2118	2118	2118	2118	2118	2118	2118
W3352BCAV	15.6	2303	2303	2303	2303	2303	2303	2303
W3652BCAV	17.0	2475	2475	2475	2475	2475	2475	2475
W3952BCAV	18.4	2667	2667	2667	2667	2667	2667	2667

- Matching Interior standard.
- Four adjustable shelves.
- Straight Valance is standard on Beaded Inset styles.
- Arch Valance is standard; specify Straight, style B, style D, style E, style H, style J, style K, or style L if desired.
- Style B, style D, style E, style H, style J, style K, style L, and Arch valances are not available on cabinets with frame openings less than 12″ wide.
- Inset and Beaded Inset styles are a standard 13″ deep.
- Full Overlay Styles:
  - Increased Depths available in 1/4″ increments from 12 1/4″ to 30″.
  - Reduced Depths available in 1/4″ increments from 6″ to 11 3/4″.
- Inset and Beaded Inset Styles:
  - Increased Depths available in 1/4″ increments from 13 1/4″ to 30″.
  - Reduced Depths available in 1/4″ increments from 6″ to 12 3/4″.

Door & Drawer Options

AF	CC	CG	GAMD	IFHG	MD	MFO	PRMD	SGLPN	SHMD	SPLITDR

End Panel Options

AUTH	CSFPE	EXBK	EXDN	FFD	FL/FR	FPE	INTGE	IPE
✓	✓	✓			✓	✓	✓	✓

Custom Modification Options

ADDTK	ADRW	BVR	CBO	CCO	CFNTO	CFP	CFRMO	CLIP	CND	CSDGBK	DRWTK	EX	EX_OL	FD	FLUT[1]	FTK	ID	IH	INVFRM
					✓			✓	✓	✓		✓	✓		✓		✓		

IW[2]	MIP	OBRB	PFINBTMB	RD	RECTK	RECTKFRT	RH[3]	ROSFLUT[4]	RT	RW[5]	STORB	TD	TKP	TVR[6]	VTK	WS	WTR
✓				✓			✓	✓		✓				✓		✓	✓

[1] Not available with fluting both or 6″ fluting.
[2] Not available on 36″ or 39″ wide.
[3] Not available on 24″ wide.
[4] Not available with fluting both.
[5] Only available on 24″ wide.
[6] Not available on TVRAV.

WALL BOOKCASE with ARCHED VALANCE, 60″ HIGH

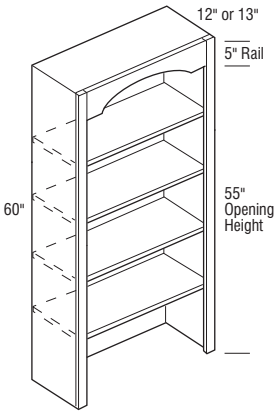

	Cubic Feet	1		2		3		4		5		6		7	
W2460BCAV	13.2	1929		1929		1929		1929		1929		1929		1929	
W2760BCAV	14.7	2126		2126		2126		2126		2126		2126		2126	
W3060BCAV	16.3	2326		2326		2326		2326		2326		2326		2326	
W3360BCAV	17.8	2526		2526		2526		2526		2526		2526		2526	
W3660BCAV	19.4	2730		2730		2730		2730		2730		2730		2730	
W3960BCAV	20.9	2938		2938		2938		2938		2938		2938		2938	

- Matching Interior standard.
- Four adjustable shelves.
- Straight Valance is standard on Beaded Inset styles.
- Arch Valance is standard; specify Straight, style B, style D, style E, style H, style J, style K, or style L if desired.
- Style B, style D, style E, style H, style J, style K, style L, and Arch valances are not available on cabinets with frame openings less than 12″ wide.
- Inset and Beaded Inset styles are a standard 13″ deep.
- Full Overlay Styles:
  - Increased Depths available in 1/4″ increments from 12 1/4″ to 30″.
  - Reduced Depths available in 1/4″ increments from 6″ to 11 3/4″.
- Inset and Beaded Inset Styles:
  - Increased Depths available in 1/4″ increments from 13 1/4″ to 30″.
  - Reduced Depths available in 1/4″ increments from 6″ to 12 3/4″.

Door & Drawer Options

AF	CC	CG	GAMD	IFHG	MD	MFO	PRMD	SGLPN	SHMD	SPLITDR

End Panel Options

AUTH	CSFPE	EXBK	EXDN	FFD	FL/FR	FPE	INTGE	IPE
✓	✓	✓			✓	✓	✓	✓

Custom Modification Options

ADDTK	ADRW	BVR	CBO	CCO	CFNTO	CFP	CFRMO	CLIP	CND	CSDGBK	DRWTK	EX	EX_OL	FD	FLUT[1]	FTK	ID	IH	INVFRM
					✓			✓	✓	✓		✓	✓		✓		✓	✓	

IW[2]	MIP	OBRB	PFINBTMB	RD	RECTK	RECTKFRT	RH	ROSFLUT[3]	RT	RW[4]	STORB	TD	TKP	TVR[5]	VTK	WS	WTR
✓				✓			✓	✓		✓				✓		✓	✓

[1] Not available with fluting both or 6″ fluting.
[2] Not available on 36″ or 39″ wide.
[3] Not available with fluting both.
[4] Only available on 24″ wide.
[5] Not available on TVRAV.

IH/RH availability charts starting on page G•40.
IW/RW availability charts starting on page G•46.

TALL BOOKCASE with ARCHED VALANCE, 84″ HIGH

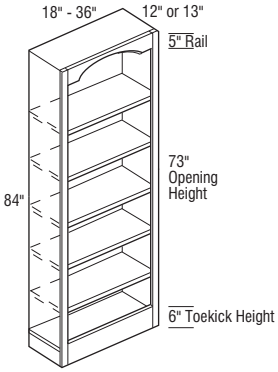

	Cubic Feet	1	2	3	4	5	6	7
T188412BCAV	14.0	2049	2049	2049	2049	2049	2049	2049
T218412BCAV	16.1	2312	2312	2312	2312	2312	2312	2312
T248412BCAV	18.3	2512	2512	2512	2512	2512	2512	2512
T278412BCAV	20.4	2764	2764	2764	2764	2764	2764	2764
T308412BCAV	22.6	3029	3029	3029	3029	3029	3029	3029
T338412BCAV	24.8	3287	3287	3287	3287	3287	3287	3287
T368412BCAV	26.9	3558	3558	3558	3558	3558	3558	3558

- Matching Interior and Flush Toekick standard.
- Five adjustable shelves.
- Straight Valance is standard on Beaded Inset styles.
- Arch Valance is standard; specify Straight, style B, style D, style E, style H, style J, style K, or style L if desired.
- Inset and Beaded Inset styles are a standard 13″ deep.
- Full Overlay Styles:
  - Increased Depths available in 1/4″ increments from 12 1/4″ to 30″.
  - Reduced Depths available in 1/4″ increments from 6″ to 11 3/4″.
- Inset and Beaded Inset Styles:
  - Increased Depths available in 1/4″ increments from 13 1/4″ to 30″.
  - Reduced Depths available in 1/4″ increments from 6″ to 12 3/4″.

Door & Drawer Options

AF	CC	CG	GAMD	IFHG	MD	MFO	PRMD	SGLPN	SHMD	SPLITDR

End Panel Options

AUTH	CSFPE	EXBK	EXDN	FFD	FL/FR	FPE	INTGE	IPE
✓	✓	✓			✓	✓	✓	✓

Custom Modification Options

ADDTK	ADRW	BVR	CBO	CCO	CFNTO	CFP	CFRMO	CLIP	CND	CSDGBK	DRWTK	EX	EX_OL	FD	FLUT[1]	FTK[2]	ID	IH	INVFRM
					✓	✓		✓		✓		✓	✓		✓	✓	✓		

IW[3]	MIP	OBRB	PFINBTMB	RD	RECTK	RECTKFRT	RH	ROSFLUT[4]	RT	RW[5]	STORB	TD	TKP	TVR[6]	VTK	WS	WTR
✓		✓		✓		✓	✓	✓		✓				✓		✓	✓

[1] Not available with fluting both or 6″ fluting.
[2] Only available on FTKAV and style B-L.
[3] Not available on 36″ wide.
[4] Not available with fluting both.
[5] Only available on 18″ wide.
[6] Not available on TVRAV.

TALL BOOKCASE with ARCHED VALANCE, 90″ HIGH

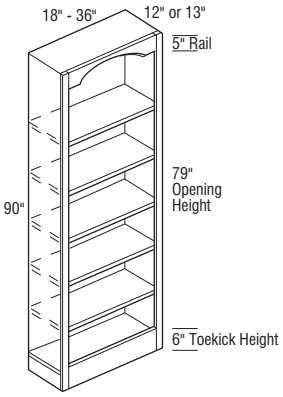

	Cubic Feet	1	2	3	4	5	6	7
T189012BCAV	15.0	2176	2176	2176	2176	2176	2176	2176
T219012BCAV	17.3	2447	2447	2447	2447	2447	2447	2447
T249012BCAV	19.6	2658	2658	2658	2658	2658	2658	2658
T279012BCAV	21.9	2933	2933	2933	2933	2933	2933	2933
T309012BCAV	24.2	3207	3207	3207	3207	3207	3207	3207
T339012BCAV	26.5	3478	3478	3478	3478	3478	3478	3478
T369012BCAV	28.8	3770	3770	3770	3770	3770	3770	3770

- Matching Interior and Flush Toekick standard.
- Five adjustable shelves.
- Straight Valance is standard on Beaded Inset styles.
- Arch Valance is standard; specify Straight, style B, style D, style E, style H, style J, style K, or style L if desired.
- Inset and Beaded Inset styles are a standard 13″ deep.
- Full Overlay Styles:
  - Increased Depths available in 1/4″ increments from 12 1/4″ to 30″.
  - Reduced Depths available in 1/4″ increments from 6″ to 11 3/4″.
- Inset and Beaded Inset Styles:
  - Increased Depths available in 1/4″ increments from 13 1/4″ to 30″.
  - Reduced Depths available in 1/4″ increments from 6″ to 12 3/4″.

Door & Drawer Options

AF	CC	CG	GAMD	IFHG	MD	MFO	PRMD	SGLPN	SHMD	SPLITDR

End Panel Options

AUTH	CSFPE	EXBK	EXDN	FFD	FL/FR	FPE	INTGE	IPE
✓	✓	✓			✓	✓	✓	✓

Custom Modification Options

ADDTK	ADRW	BVR	CBO	CCO	CFNTO	CFP	CFRMO	CLIP	CND	CSDGBK	DRWTK	EX	EX_OL	FD	FLUT[1]	FTK[2]	ID	IH	INVFRM
					✓	✓		✓		✓		✓	✓		✓	✓	✓		

IW[3]	MIP	OBRB	PFINBTMB	RD	RECTK	RECTKFRT	RH	ROSFLUT[4]	RT	RW[5]	STORB	TD	TKP	TVR[6]	VTK	WS	WTR
✓		✓		✓		✓	✓	✓		✓				✓		✓	✓

[1] Not available with fluting both or 6″ fluting.
[2] Only available on FTKAV and style B-L.
[3] Not available on 36″ wide.
[4] Not available with fluting both.
[5] Only available on 18″ wide.
[6] Not available on TVRAV.

IH/RH availability charts starting on page G•40.
IW/RW availability charts starting on page G•46.

TALL BOOKCASE with ARCHED VALANCE, 96″ HIGH

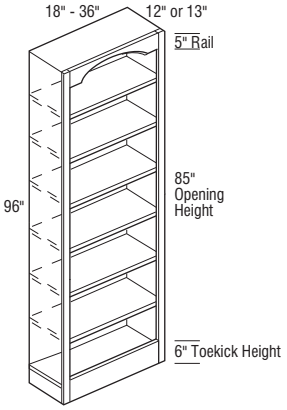

	Cubic Feet	1	2	3	4	5	6	7
T189612BCAV	16.0	2310	2310	2310	2310	2310	2310	2310
T219612BCAV	18.4	2594	2594	2594	2594	2594	2594	2594
T249612BCAV	20.9	2818	2818	2818	2818	2818	2818	2818
T279612BCAV	23.3	3110	3110	3110	3110	3110	3110	3110
T309612BCAV	25.8	3397	3397	3397	3397	3397	3397	3397
T339612BCAV	28.2	3693	3693	3693	3693	3693	3693	3693
T369612BCAV	30.7	3992	3992	3992	3992	3992	3992	3992

- Matching Interior and Flush Toekick standard.
- Six adjustable shelves.
- Straight Valance is standard on Beaded Inset styles.
- Arch Valance is standard; specify Straight, style B, style D, style E, style H, style J, style K, or style L if desired.
- Inset and Beaded Inset styles are a standard 13″ deep.
- Full Overlay Styles:
  - Increased Depths available in 1/4″ increments from 12 1/4″ to 30″.
  - Reduced Depths available in 1/4″ increments from 6″ to 11 3/4″.
- Inset and Beaded Inset Styles:
  - Increased Depths available in 1/4″ increments from 13 1/4″ to 30″.
  - Reduced Depths available in 1/4″ increments from 6″ to 12 3/4″.

Door & Drawer Options

AF	CC	CG	GAMD	IFHG	MD	MFO	PRMD	SGLPN	SHMD	SPLITDR

End Panel Options

AUTH	CSFPE	EXBK	EXDN	FFD	FL/FR	FPE	INTGE	IPE
✓	✓	✓			✓	✓	✓	✓

Custom Modification Options

ADDTK	ADRW	BVR	CBO	CCO	CFNTO	CFP	CFRMO	CLIP	CND	CSDGBK	DRWTK	EX	EX_OL	FD	FLUT[1]	FTK[2]	ID	IH	INVFRM
					✓	✓		✓		✓		✓	✓		✓	✓	✓		

IW[3]	MIP	OBRB	PFINBTMB	RD	RECTK	RECTKFRT	RH	ROSFLUT[4]	RT	RW[5]	STORB	TD	TKP	TVR[6]	VTK	WS	WTR
✓		✓		✓		✓	✓	✓		✓				✓		✓	✓

[1] Not available with fluting both or 6″ fluting.
[2] Only available on FTKAV and style B-L.
[3] Not available on 36″ wide.
[4] Not available with fluting both.
[5] Only available on 18″ wide.
[6] Not available on TVRAV.

TALL BOOKCASE with DOORS and ARCHED VALANCE, 84″ HIGH

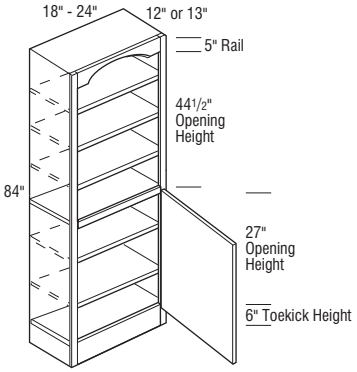

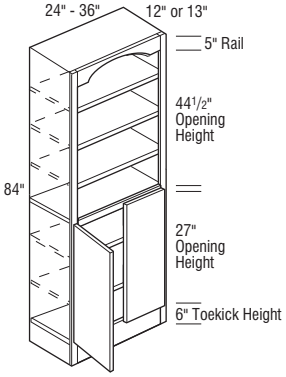

	Cubic Feet	1		2		3		4		5		6		7	
TD188412BCAV L or R	14.0	2519		2644		2735		2885		3057		3337		3617	
TD218412BCAV L or R	16.1	2834		2970		3078		3243		3436		3753		4070	
TD248412BCAV L or R	18.3	3084		3233		3346		3528		3736		4080		4424	
TD248412BCAV	18.3	3281		3438		3560		3753		3975		4341		4707	
TD278412BCAV	20.4	3398		3564		3689		3887		4120		4499		4878	
TD308412BCAV	22.6	3715		3896		4029		4251		4501		4918		5335	
TD338412BCAV	24.8	4041		4234		4383		4624		4896		5348		5800	
TD368412BCAV	26.9	4368		4580		4741		4999		5297		5784		6271	

Notes below apply to all products in section above:

- Matching Interior and Flush Toekick standard.
- Five adjustable shelves.
- Straight Valance is standard on Beaded Inset styles.
- Arch Valance is standard; specify Straight, style B, style D, style E, style H, style J, style K, or style L if desired.
- Inset and Beaded Inset styles are a standard 13″ deep.
- Full Overlay Styles:
  - Increased Depths available in 1/4″ increments from 12 1/4″ to 30″.
  - Reduced Depths available in 1/4″ increments from 6″ to 11 3/4″.
- Inset and Beaded Inset Styles:
  - Increased Depths available in 1/4″ increments from 13 1/4″ to 30″.
  - Reduced Depths available in 1/4″ increments from 6″ to 12 3/4″.

Door & Drawer Options

AF	CC	CG	GAMD	IFHG	MD	MFO[1]	PRMD	SGLPN	SHMD	SPLITDR[2]
				✓		✓			✓	✓

End Panel Options

AUTH	CSFPE	EXBK	EXDN	FFD	FL/FR	FPE	INTGE	IPE
✓	✓	✓			✓	✓	✓	✓

Custom Modification Options

ADDTK	ADRW	BVR	CBO	CCO[3]	CFNTO	CFP[4]	CFRMO[1]	CLIP	CND[5]	CSDGBK	DRWTK	EX	EX_OL	FD	FLUT[6]	FTK[7]	ID	IH	INVFRM
			✓	✓	✓	✓	✓	✓	✓	✓		✓	✓		✓	✓	✓		

IW[8]	MIP	OBRB	PFINBTMB	RD	RECTK	RECTKFRT	RH	ROSFLUT[9]	RT	RW[10]	STORB	TD[11]	TKP	TVR[12]	VTK	WS	WTR
✓		✓		✓		✓	✓	✓	✓	✓		✓		✓		✓	✓

[1] Only available on 24″ (1 door) wide.
[2] Not available on 18″-24″ (1 door) wide.
[3] Only available on 24″ (1 door and 2 doors) wide.
[4] Only available on 27″-36″ wide.
[5] Not available on 24″ (1 door) wide.
[6] Not available with fluting both or 6″ fluting.
[7] Only available on FTKAV and style B-L.
[8] Not available on 24″ (1 door) or 36″ wide.
[9] Not available with fluting both.
[10] Only available on 18″ wide.
[11] Not available on 24″ (2 doors) wide.
[12] Not available on TVRAV.

IH/RH availability charts starting on page G•40.
IW/RW availability charts starting on page G•46.

TALL BOOKCASE with DOORS and ARCHED VALANCE, 90″ HIGH

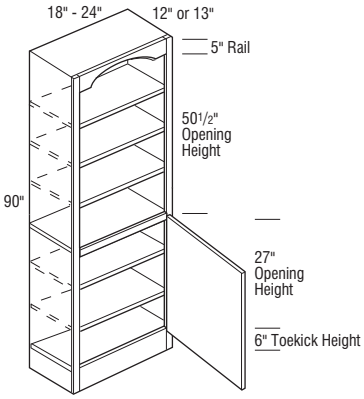

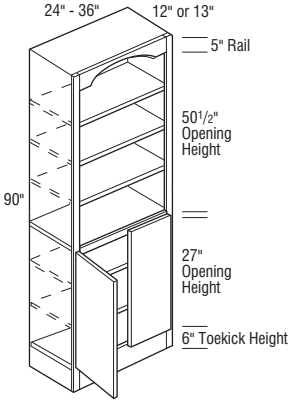

	Cubic Feet	1	2	3	4	5	6	7
TD189012BCAV L or R	15.0	2663	2792	2891	3050	3230	3528	3826
TD219012BCAV L or R	17.3	3005	3150	3261	3440	3643	3980	4317
TD249012BCAV L or R	19.6	3266	3422	3543	3735	3956	4322	4688
TD249012BCAV	19.6	3460	3627	3754	3957	4194	4580	4966
TD279012BCAV	21.9	3608	3768	3900	4111	4355	4756	5157
TD309012BCAV	24.2	3934	4126	4270	4501	4772	5210	5648
TD339012BCAV	26.5	4271	4478	4637	4889	5179	5655	6131
TD369012BCAV	28.8	4627	4848	5019	5295	5606	6121	6636

Notes below apply to all products in section above:

- Matching Interior and Flush Toekick standard.
- Five adjustable shelves.
- Straight Valance is standard on Beaded Inset styles.
- Arch Valance is standard; specify Straight, style B, style D, style E, style H, style J, style K, or style L if desired.
- Inset and Beaded Inset styles are a standard 13″ deep.
- Full Overlay Styles:
  - Increased Depths available in 1/4″ increments from 12 1/4″ to 30″.
  - Reduced Depths available in 1/4″ increments from 6″ to 11 3/4″.
- Inset and Beaded Inset Styles:
  - Increased Depths available in 1/4″ increments from 13 1/4″ to 30″.
  - Reduced Depths available in 1/4″ increments from 6″ to 12 3/4″.

Door & Drawer Options

AF	CC	CG	GAMD	IFHG	MD	MFO[1]	PRMD	SGLPN	SHMD	SPLITDR[2]
				✓		✓			✓	✓

End Panel Options

AUTH	CSFPE	EXBK	EXDN	FFD	FL/FR	FPE	INTGE	IPE
✓	✓	✓			✓	✓	✓	✓

Custom Modification Options

ADDTK	ADRW	BVR	CBO	CCO[3]	CFNTO	CFP[4]	CFRMO[1]	CLIP	CND[5]	CSDGBK	DRWTK	EX	EX_OL	FD	FLUT[6]	FTK[7]	ID	IH	INVFRM
			✓	✓	✓	✓	✓	✓	✓	✓		✓	✓		✓	✓	✓		

IW[8]	MIP	OBRB	PFINBTMB	RD	RECTK	RECTKFRT	RH	ROSFLUT[9]	RT	RW[10]	STORB	TD[11]	TKP	TVR[12]	VTK	WS	WTR
✓		✓		✓		✓	✓	✓	✓	✓		✓		✓		✓	✓

[1] Only available on 24″ (1 door) wide.
[2] Not available on 18″-24″ (1 door) wide.
[3] Only available on 24″ (1 door and 2 doors) wide.
[4] Only available on 27″-36″ wide.
[5] Not available on 24″ (1 door) wide.
[6] Not available with fluting both or 6″ fluting.
[7] Only available on FTKAV and style B-L.
[8] Not available on 24″ (1 door) or 36″ wide.
[9] Not available with fluting both.
[10] Only available on 18″ wide.
[11] Not available on 24″ (2 doors) wide.
[12] Not available on TVRAV.

TALL BOOKCASE with DOORS and ARCHED VALANCE, 96″ HIGH

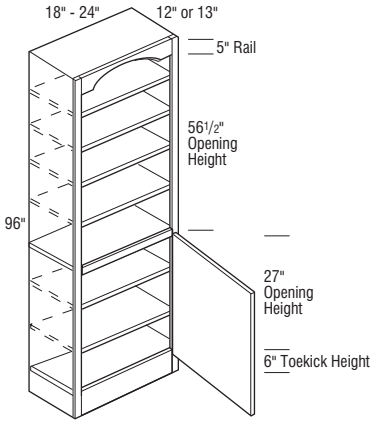

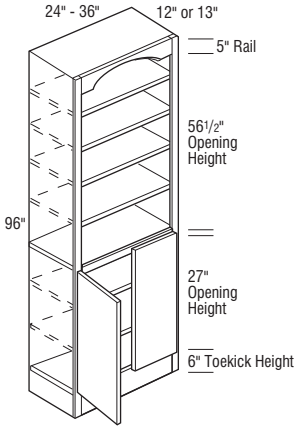

	Cubic Feet	1	2	3	4	5	6	7
TD189612BCAV L or R	16.0	2823	2961	3063	3232	3422	3736	4050
TD219612BCAV L or R	18.4	3180	3331	3449	3636	3854	4207	4560
TD249612BCAV L or R	20.9	3462	3629	3756	3960	4195	4581	4967
TD249612BCAV	20.9	3652	3828	3965	4178	4429	4836	5243
TD279612BCAV	23.3	3815	3998	4140	4366	4624	5047	5470
TD309612BCAV	25.8	4173	4373	4528	4776	5058	5523	5988
TD339612BCAV	28.2	4534	4752	4921	5188	5496	6002	6508
TD369612BCAV	30.7	4905	5140	5324	5612	5949	6493	7037

Notes below apply to all products in section above:

- Matching Interior and Flush Toekick standard.
- Six adjustable shelves.
- Straight Valance is standard on Beaded Inset styles.
- Arch Valance is standard; specify Straight, style B, style D, style E, style H, style J, style K, or style L if desired.
- Inset and Beaded Inset styles are a standard 13″ deep.
- Full Overlay Styles:
  - Increased Depths available in 1/4″ increments from 12 1/4″ to 30″.
  - Reduced Depths available in 1/4″ increments from 6″ to 11 3/4″.
- Inset and Beaded Inset Styles:
  - Increased Depths available in 1/4″ increments from 13 1/4″ to 30″.
  - Reduced Depths available in 1/4″ increments from 6″ to 12 3/4″.

Door & Drawer Options

AF	CC	CG	GAMD	IFHG	MD	MFO[1]	PRMD	SGLPN	SHMD	SPLITDR[2]
				✓		✓			✓	✓

End Panel Options

AUTH	CSFPE	EXBK	EXDN	FFD	FL/FR	FPE	INTGE	IPE
✓	✓	✓			✓	✓	✓	✓

Custom Modification Options

ADDTK	ADRW	BVR	CBO	CCO[3]	CFNTO	CFP[4]	CFRMO[1]	CLIP	CND[5]	CSDGBK	DRWTK	EX	EX_OL	FD	FLUT[6]	FTK[7]	ID	IH	INVFRM
			✓	✓	✓	✓	✓	✓	✓	✓		✓	✓		✓	✓	✓		

IW[8]	MIP	OBRB	PFINBTMB	RD	RECTK	RECTKFRT	RH	ROSFLUT[9]	RT	RW[10]	STORB	TD[11]	TKP	TVR[12]	VTK	WS	WTR
✓		✓		✓		✓	✓	✓	✓	✓		✓		✓		✓	✓

[1] Only available on 24″ (1 door) wide.
[2] Not available on 18″-24″ (1 door) wide.
[3] Only available on 24″ (1 door and 2 doors) wide.
[4] Only available on 27″-36″ wide.
[5] Not available on 24″ (1 door) wide.
[6] Not available with fluting both or 6″ fluting.
[7] Only available on FTKAV and style B-L.
[8] Not available on 24″ (1 door) or 36″ wide.
[9] Not available with fluting both.
[10] Only available on 18″ wide.
[11] Not available on 24″ (2 doors) wide.
[12] Not available on TVRAV.

IH/RH availability charts starting on page G•40.
IW/RW availability charts starting on page G•46.

TALL BOOKCASE with VANITY HEIGHT DOORS and ARCHED VALANCE, 84″ HIGH

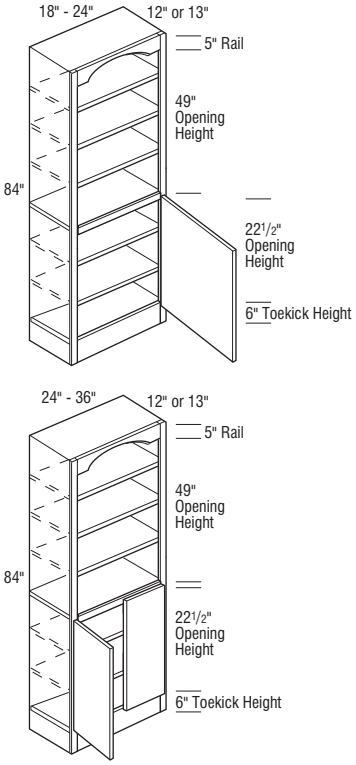

	Cubic Feet	1	2	3	4	5	6	7
TDV188412BCAV L or R	14.0	2468	2587	2678	2823	2993	3269	3545
TDV218412BCAV L or R	16.1	2785	2918	3023	3185	3377	3686	3995
TDV248412BCAV L or R	18.3	3026	3171	3282	3462	3666	4003	4340
TDV248412BCAV	18.3	3143	3293	3413	3595	3809	4159	4509
TDV278412BCAV	20.4	3340	3500	3624	3821	4049	4422	4795
TDV308412BCAV	22.6	3649	3826	3960	4175	4425	4831	5237
TDV338412BCAV	24.8	3966	4158	4304	3711	4806	5249	5692
TDV368412BCAV	26.9	4288	4494	4651	4905	5195	5676	6157

Notes below apply to all products in section above:

- Matching Interior and Flush Toekick standard.
- Five adjustable shelves.
- Straight Valance is standard on Beaded Inset styles.
- Arch Valance is standard; specify Straight, style B, style D, style E, style H, style J, style K, or style L if desired.
- Inset and Beaded Inset styles are a standard 13″ deep.
- Full Overlay Styles:
  - Increased Depths available in 1/4″ increments from 12 1/4″ to 30″.
  - Reduced Depths available in 1/4″ increments from 6″ to 11 3/4″.
- Inset and Beaded Inset Styles:
  - Increased Depths available in 1/4″ increments from 13 1/4″ to 30″.
  - Reduced Depths available in 1/4″ increments from 6″ to 12 3/4″.

Door & Drawer Options

AF	CC	CG	GAMD	IFHG	MD	MFO[1]	PRMD	SGLPN	SHMD	SPLITDR[2]
				✓		✓			✓	✓

End Panel Options

AUTH	CSFPE	EXBK	EXDN	FFD	FL/FR	FPE	INTGE	IPE
✓	✓	✓			✓	✓	✓	✓

Custom Modification Options

ADDTK	ADRW	BVR	CBO	CCO[3]	CFNTO	CFP[4]	CFRMO[1]	CLIP	CND[4]	CSDGBK	DRWTK	EX	EX_OL	FD	FLUT[5]	FTK[6]	ID	IH	INVFRM
			✓	✓	✓	✓	✓	✓	✓	✓		✓	✓		✓	✓	✓		

IW[7]	MIP	OBRB	PFINBTMB	RD	RECTK	RECTKFRT	RH	ROSFLUT[8]	RT	RW[9]	STORB	TD[10]	TKP	TVR[11]	VTK	WS	WTR
✓		✓		✓		✓	✓	✓	✓	✓		✓		✓		✓	✓

[1] Only available on 24″ (1 door) wide.
[2] Only available on 27″-36″ wide.
[3] Only available on 24″ (1 door and 2 doors) wide.
[4] Not available on 24″ (1 door) wide.
[5] Not available with fluting both or 6″ fluting.
[6] Only available on FTKAV and style B-L.
[7] Not available on 24″ (1 door) or 36″ wide.
[8] Not available with fluting both.
[9] Only available on 18″ wide.
[10] Not available on 24″ (2 doors) wide.
[11] Not available on TVRAV.

TALL BOOKCASE with VANITY HEIGHT DOORS and ARCHED VALANCE, 90" HIGH

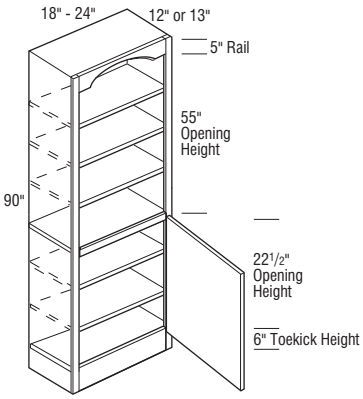

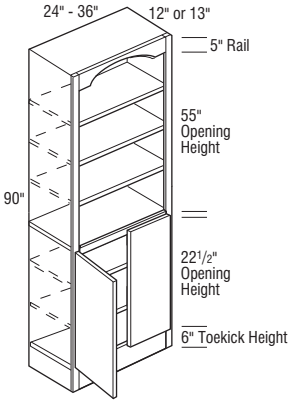

	Cubic Feet	1	2	3	4	5	6	7
TDV189012BCAV L or R	15.0	2615	2742	2837	2993	3171	3464	3757
TDV219012BCAV L or R	17.3	2948	3091	3200	3377	3574	3903	4232
TDV249012BCAV L or R	19.6	3205	3358	3478	3667	3884	4242	4600
TDV249012BCAV	19.6	3397	3563	3688	3886	4117	4496	4875
TDV279012BCAV	21.9	3527	3695	3827	4035	4274	4670	5066
TDV309012BCAV	24.2	3864	4049	4191	4420	4681	5111	5541
TDV339012BCAV	26.5	4196	4399	4553	4803	5088	5555	6022
TDV369012BCAV	28.8	4543	4761	4931	5199	5507	6013	6519

Notes below apply to all products in section above:

- Matching Interior and Flush Toekick standard.
- Five adjustable shelves.
- Straight Valance is standard on Beaded Inset styles.
- Arch Valance is standard; specify Straight, style B, style D, style E, style H, style J, style K, or style L if desired.
- Inset and Beaded Inset styles are a standard 13″ deep.
- Full Overlay Styles:
  - Increased Depths available in 1/4″ increments from 12 1/4″ to 30″.
  - Reduced Depths available in 1/4″ increments from 6″ to 11 3/4″.
- Inset and Beaded Inset Styles:
  - Increased Depths available in 1/4″ increments from 13 1/4″ to 30″.
  - Reduced Depths available in 1/4″ increments from 6″ to 12 3/4″.

Door & Drawer Options

AF	CC	CG	GAMD	IFHG	MD	MFO[1]	PRMD	SGLPN	SHMD	SPLITDR[2]
				✓		✓			✓	✓

End Panel Options

AUTH	CSFPE	EXBK	EXDN	FFD	FL/FR	FPE	INTGE	IPE
✓	✓	✓			✓	✓	✓	✓

Custom Modification Options

ADDTK	ADRW	BVR	CBO	CCO[3]	CFNTO	CFP[4]	CFRMO[1]	CLIP	CND[4]	CSDGBK	DRWTK	EX	EX_OL	FD	FLUT[5]	FTK[6]	ID	IH	INVFRM
			✓	✓	✓	✓	✓	✓	✓	✓		✓	✓		✓	✓	✓		

IW[7]	MIP	OBRB	PFINBTMB	RD	RECTK	RECTKFRT	RH	ROSFLUT[8]	RT	RW[9]	STORB	TD[10]	TKP	TVR[11]	VTK	WS	WTR
✓		✓		✓		✓	✓	✓	✓	✓		✓		✓		✓	✓

[1] Only available on 24″ (1 door) wide.
[2] Only available on 27″-36″ wide.
[3] Only available on 24″ (1 door and 2 doors) wide.
[4] Not available on 24″ (1 door) wide.
[5] Not available with fluting both or 6″ fluting.
[6] Only available on FTKAV and style B-L.
[7] Not available on 24″ (1 door) or 36″ wide.
[8] Not available with fluting both.
[9] Only available on 18″ wide.
[10] Not available on 24″ (2 doors) wide.
[11] Not available on TVRAV.

IH/RH availability charts starting on page G•40.
IW/RW availability charts starting on page G•46.

TALL BOOKCASE with VANITY HEIGHT DOORS and ARCHED VALANCE, 96″ HIGH

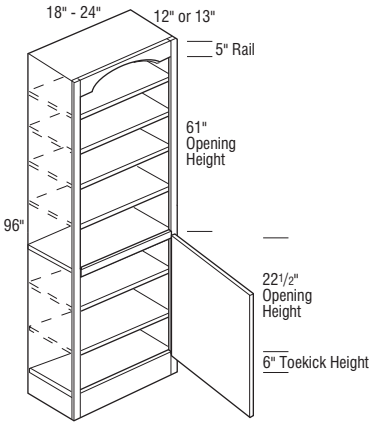

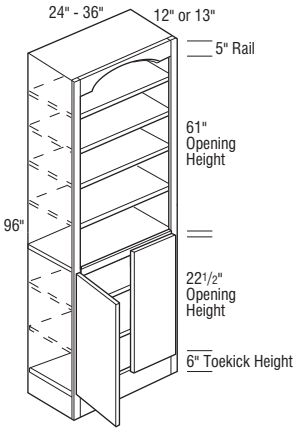

	Cubic Feet	1	2	3	4	5	6	7
TDV189612BCAV L or R	16.0	2781	2914	3018	3181	3371	3681	3991
TDV219612BCAV L or R	18.4	3127	3280	3392	3580	3790	4141	4492
TDV249612BCAV L or R	20.9	3408	3571	3695	3900	4130	4509	4888
TDV249612BCAV	20.9	3378	3537	3665	3865	4093	4468	4843
TDV279612BCAV	23.3	3742	3924	4063	4286	4538	4954	5370
TDV309612BCAV	25.8	4098	4295	4445	4688	4966	5423	5880
TDV339612BCAV	28.2	4447	4664	4828	5092	5394	5889	6384
TDV369612BCAV	30.7	4814	5045	5223	5509	5836	6374	6912

Notes below apply to all products in section above:

- Matching Interior and Flush Toekick standard.
- Six adjustable shelves.
- Straight Valance is standard on Beaded Inset styles.
- Arch Valance is standard; specify Straight, style B, style D, style E, style H, style J, style K, or style L if desired.
- Inset and Beaded Inset styles are a standard 13″ deep.
- Full Overlay Styles:
  - Increased Depths available in 1/4″ increments from 12 1/4″ to 30″.
  - Reduced Depths available in 1/4″ increments from 6″ to 11 3/4″.
- Inset and Beaded Inset Styles:
  - Increased Depths available in 1/4″ increments from 13 1/4″ to 30″.
  - Reduced Depths available in 1/4″ increments from 6″ to 12 3/4″.

Door & Drawer Options

AF	CC	CG	GAMD	IFHG	MD	MFO[1]	PRMD	SGLPN	SHMD	SPLITDR
				✓		✓			✓	

End Panel Options

AUTH	CSFPE	EXBK	EXDN	FFD	FL/FR	FPE	INTGE	IPE
✓	✓	✓			✓	✓	✓	✓

Custom Modification Options

ADDTK	ADRW	BVR	CBO	CCO[2]	CFNTO	CFP[3]	CFRMO[1]	CLIP	CND[3]	CSDGBK	DRWTK	EX	EX_OL	FD	FLUT[4]	FTK[5]	ID	IH	INVFRM
			✓	✓	✓	✓	✓	✓	✓	✓		✓	✓		✓	✓	✓		

IW[6]	MIP	OBRB	PFINBTMB	RD	RECTK	RECTKFRT	RH	ROSFLUT[7]	RT	RW[8]	STORB	TD[9]	TKP	TVR[10]	VTK	WS	WTR
✓		✓		✓		✓	✓	✓	✓	✓		✓		✓		✓	✓

[1] Only available on 24″ (1 door) wide.
[2] Only available on 24″ (1 door and 2 doors) wide.
[3] Not available on 24″ (1 door) wide.
[4] Not available with fluting both or 6″ fluting.
[5] Only available on FTKAV and style B-L.
[6] Not available on 24″ (1 door) or 36″ wide.
[7] Not available with fluting both.
[8] Only available on 18″ wide.
[9] Not available on 24″ (2 doors) wide.
[10] Not available on TVRAV.

TALL BOOKCASE with OFFICE HEIGHT DOORS and ARCHED VALANCE, 84″ HIGH

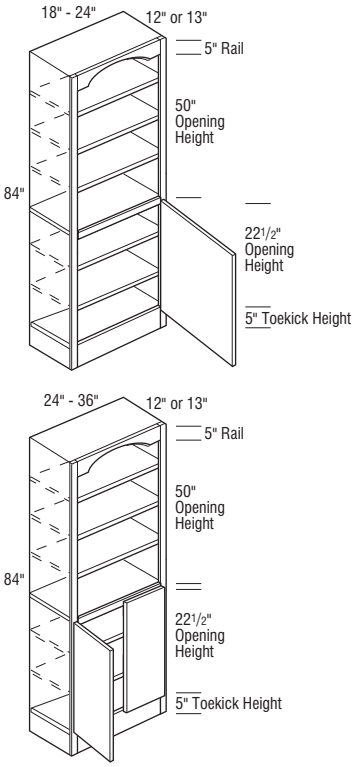

	Cubic Feet	1		2		3		4		5		6		7	
TDO188412BCAV L or R	14.0	2468		2587		2678		2823		2993		3269		3545	
TDO218412BCAV L or R	16.1	2785		2918		3023		3185		3377		3686		3995	
TDO248412BCAV L or R	18.3	3026		3171		3282		3462		3666		4003		4340	
TDO248412BCAV	18.3	3143		3293		3413		3595		3809		4159		4509	
TDO278412BCAV	20.4	3340		3500		3624		3821		4049		4422		4795	
TDO308412BCAV	22.6	3649		3826		3960		4175		4425		4831		5237	
TDO338412BCAV	24.8	3966		4158		4304		3711		4806		5249		5692	
TDO368412BCAV	26.9	4288		4494		4651		4905		5195		5676		6157	

Notes below apply to all products in section above:

- Matching Interior and Flush Toekick standard.
- Five adjustable shelves.
- Straight Valance is standard on Beaded Inset styles.
- Arch Valance is standard; specify Straight, style B, style D, style E, style H, style J, style K, or style L if desired.
- Inset and Beaded Inset styles are a standard 13″ deep.
- Full Overlay Styles:
  - Increased Depths available in 1/4″ increments from 12 1/4″ to 30″.
  - Reduced Depths available in 1/4″ increments from 6″ to 11 3/4″.
- Inset and Beaded Inset Styles:
  - Increased Depths available in 1/4″ increments from 13 1/4″ to 30″.
  - Reduced Depths available in 1/4″ increments from 6″ to 12 3/4″.

Door & Drawer Options

AF	CC	CG	GAMD	IFHG	MD	MFO[1]	PRMD	SGLPN	SHMD	SPLITDR[2]
				✓		✓			✓	✓

End Panel Options

AUTH	CSFPE	EXBK	EXDN	FFD	FL/FR	FPE	INTGE	IPE
✓	✓	✓			✓	✓	✓	✓

Custom Modification Options

ADDTK	ADRW	BVR	CBO	CCO[3]	CFNTO	CFP[4]	CFRMO[1]	CLIP	CND[4]	CSDGBK	DRWTK	EX	EX_OL	FD	FLUT[5]	FTK[6]	ID	IH	INVFRM
			✓	✓	✓	✓	✓	✓	✓	✓		✓	✓		✓	✓	✓		

IW[7]	MIP	OBRB	PFINBTMB	RD	RECTK	RECTKFRT	RH	ROSFLUT[8]	RT	RW[9]	STORB	TD[10]	TKP	TVR[11]	VTK	WS	WTR
✓		✓		✓			✓	✓	✓	✓		✓		✓		✓	✓

[1] Only available on 24″ (1 door) wide.
[2] Only available on 24″ (2 doors)-36″ wide.
[3] Only available on 24″ (1 door and 2 doors) wide.
[4] Not available on 24″ (1 door) wide.
[5] Not available with fluting both or 6″ fluting.
[6] Only available on FTKAV and style B-L.
[7] Not available on 24″ (1 door) or 36″ wide.
[8] Not available with fluting both.
[9] Only available on 18″ wide.
[10] Not available on 24″ (2 doors) wide.
[11] Not available on TVRAV.

IH/RH availability charts starting on page G•40.
IW/RW availability charts starting on page G•46.

TALL BOOKCASE with OFFICE HEIGHT DOORS and ARCHED VALANCE, 90″ HIGH

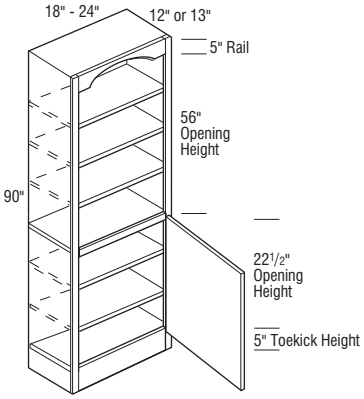

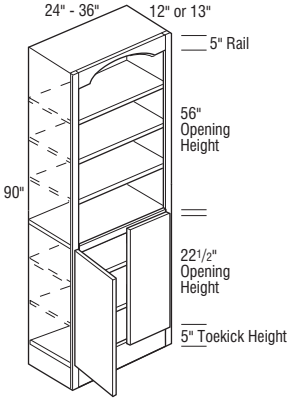

	Cubic Feet	1	2	3	4	5	6	7
TDO189012BCAV L or R	15.0	2615	2742	2837	2993	3171	3464	3757
TDO219012BCAV L or R	17.3	2948	3091	3200	3377	3574	3903	4232
TDO249012BCAV L or R	19.6	3205	3358	3478	3667	3884	4242	4600
TDO249012BCAV	19.6	3397	3563	3688	3886	4117	4496	4875
TDO279012BCAV	21.9	3527	3695	3827	4035	4274	4670	5066
TDO309012BCAV	24.2	3864	4049	4191	4420	4681	5111	5541
TDO339012BCAV	26.5	4196	4399	4553	4803	5088	5555	6022
TDO369012BCAV	28.8	4543	4761	4931	5199	5507	6013	6519

Notes below apply to all products in section above:

- Matching Interior and Flush Toekick standard.
- Five adjustable shelves.
- Straight Valance is standard on Beaded Inset styles.
- Arch Valance is standard; specify Straight, style B, style D, style E, style H, style J, style K, or style L if desired.
- Inset and Beaded Inset styles are a standard 13″ deep.
- Full Overlay Styles:
  - Increased Depths available in 1/4″ increments from 12 1/4″ to 30″.
  - Reduced Depths available in 1/4″ increments from 6″ to 11 3/4″.
- Inset and Beaded Inset Styles:
  - Increased Depths available in 1/4″ increments from 13 1/4″ to 30″.
  - Reduced Depths available in 1/4″ increments from 6″ to 12 3/4″.

Door & Drawer Options

AF	CC	CG	GAMD	IFHG	MD	MFO[1]	PRMD	SGLPN	SHMD	SPLITDR[2]
				✓		✓			✓	✓

End Panel Options

AUTH	CSFPE	EXBK	EXDN	FFD	FL/FR	FPE	INTGE	IPE
✓	✓	✓			✓	✓	✓	✓

Custom Modification Options

ADDTK	ADRW	BVR	CBO	CCO[3]	CFNTO	CFP[4]	CFRMO[1]	CLIP	CND[4]	CSDGBK	DRWTK	EX	EX_OL	FD	FLUT[5]	FTK[6]	ID	IH	INVFRM
			✓	✓	✓	✓	✓	✓	✓	✓		✓	✓		✓	✓	✓		

IW[7]	MIP	OBRB	PFINBTMB	RD	RECTK	RECTKFRT	RH	ROSFLUT[8]	RT	RW[9]	STORB	TD[10]	TKP	TVR[11]	VTK	WS	WTR
✓		✓		✓			✓	✓	✓	✓		✓		✓		✓	✓

[1] Only available on 24″ (1 door) wide.
[2] Only available on 24″ (2 doors)-36″ wide.
[3] Only available on 24″ (1 door and 2 doors) wide.
[4] Not available on 24″ (1 door) wide.
[5] Not available with fluting both or 6″ fluting.
[6] Only available on FTKAV and style B-L.
[7] Not available on 24″ (1 door) or 36″ wide.
[8] Not available with fluting both.
[9] Only available on 18″ wide.
[10] Not available on 24″ (2 doors) wide.
[11] Not available on TVRAV.

TALL BOOKCASE with OFFICE HEIGHT DOORS and ARCHED VALANCE, 96″ HIGH

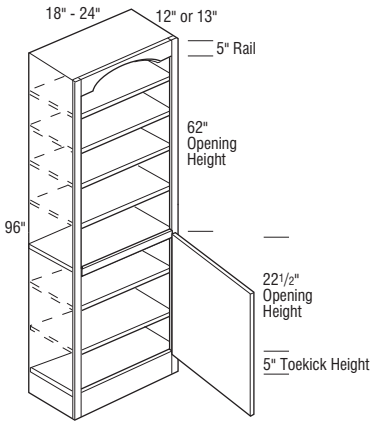

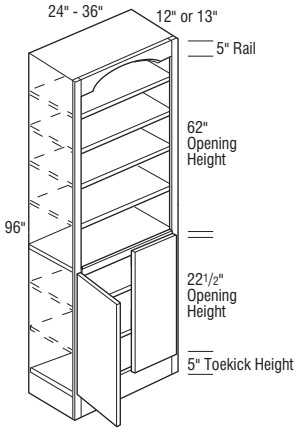

	Cubic Feet	1	2	3	4	5	6	7
TDO189612BCAV L or R	16.0	2781	2914	3018	3181	3371	3681	3991
TDO219612BCAV L or R	18.4	3127	3280	3392	3580	3790	4141	4492
TDO249612BCAV L or R	20.9	3408	3571	3695	3900	4130	4509	4888
TDO249612BCAV	20.9	3378	3537	3665	3865	4093	4468	4843
TDO279612BCAV	23.3	3742	3924	4063	4286	4538	4954	5370
TDO309612BCAV	25.8	4098	4295	4445	4688	4966	5423	5880
TDO339612BCAV	28.2	4447	4664	4828	5092	5394	5889	6384
TDO369612BCAV	30.7	4814	5045	5223	5509	5836	6374	6912

Notes below apply to all products in section above:

- Matching Interior and Flush Toekick standard.
- Six adjustable shelves.
- Straight Valance is standard on Beaded Inset styles.
- Arch Valance is standard; specify Straight, style B, style D, style E, style H, style J, style K, or style L if desired.
- Inset and Beaded Inset styles are a standard 13″ deep.
- Full Overlay Styles:
  - Increased Depths available in 1/4″ increments from 12 1/4″ to 30″.
  - Reduced Depths available in 1/4″ increments from 6″ to 11 3/4″.
- Inset and Beaded Inset Styles:
  - Increased Depths available in 1/4″ increments from 13 1/4″ to 30″.
  - Reduced Depths available in 1/4″ increments from 6″ to 12 3/4″.

Door & Drawer Options

AF	CC	CG	GAMD	IFHG	MD	MFO[1]	PRMD	SGLPN	SHMD	SPLITDR[2]
				✓		✓			✓	✓

End Panel Options

AUTH	CSFPE	EXBK	EXDN	FFD	FL/FR	FPE	INTGE	IPE
✓	✓	✓			✓	✓	✓	✓

Custom Modification Options

ADDTK	ADRW	BVR	CBO	CCO[3]	CFNTO	CFP[4]	CFRMO[1]	CLIP	CND[4]	CSDGBK	DRWTK	EX	EX_OL	FD	FLUT[5]	FTK[6]	ID	IH	INVFRM
			✓	✓	✓	✓	✓	✓	✓	✓		✓	✓		✓	✓	✓		

IW[7]	MIP	OBRB	PFINBTMB	RD	RECTK	RECTKFRT	RH	ROSFLUT[8]	RT	RW[9]	STORB	TD[10]	TKP	TVR[11]	VTK	WS	WTR
✓		✓		✓			✓	✓	✓	✓		✓		✓		✓	✓

[1] Only available on 24″ (1 door) wide.
[2] Only available on 24″ (2 doors)-36″ wide.
[3] Only available on 24″ (1 door and 2 doors) wide.
[4] Not available on 24″ (1 door) wide.
[5] Not available with fluting both or 6″ fluting.
[6] Only available on FTKAV and style B-L.
[7] Not available on 24″ (1 door) or 36″ wide.
[8] Not available with fluting both.
[9] Only available on 18″ wide.
[10] Not available on 24″ (2 doors) wide.
[11] Not available on TVRAV.

IH/RH availability charts starting on page G•40.
IW/RW availability charts starting on page G•46.

How to Use Your Schrock Boutique Price List

Your Schrock Boutique price guide contains charts with prices for each cabinetry product, arranged according to an alphabetical code. Use the chart below to determine the price code for your preferred cabinetry style.

Then refer to the various sections of this binder to find the types and sizes of cabinets required. Read across each chart to the column that corresponds to your style's price code to determine the price for each unit.

For example, if you want a vanity cabinet that is 12″ wide and 30″ high in the Kirkwood Cherry style, you would
- Find the price code for Kirkwood Cherry ("3" in the chart below)
- Refer to the "Vanity Cabinets" section of this binder
- Locate product code W12304 L or R (W = vanity wall, 12 = width in inches, 30 = height in inches)
- Read across the chart in the same row to column 3 to find the price for this model in Kirkwood Cherry

Door Styles	Alder	Cherry	Maple	MDF	Quartersawn Oak	Rustic Alder	Walnut
Brennan	3	5	3		5	3	6
Brennan Beaded Inset	3+15%	5+15%	3+15%		5+15%	3+15%	6+15%
Brennan Inset	3+15%	5+15%	3+15%		5+15%	3+15%	6+15%
Delaney	2	4	2		4	2	6
Delaney Beaded Inset	2+15%	4+15%	2+15%		4+15%	2+15%	6+15%
Delaney Inset	2+15%	4+15%	2+15%		4+15%	2+15%	6+15%
Denton NEW	3	5	3		5	3	6
Garrett	1	3	1		3	1	5
Garrett Beaded Inset	1+15%	3+15%	1+15%		3+15%	1+15%	5+15%
Garrett Inset	1+15%	3+15%	1+15%		3+15%	1+15%	5+15%
Huxley NEW	3	5	3		5	3	6
Kennedy NEW	4	6	4		6	4	7
Kirkwood	1	3	1		3	1	5
Kirkwood Beaded Inset	1+15%	3+15%	1+15%		3+15%	1+15%	5+15%
Kirkwood Inset	1+15%	3+15%	1+15%		3+15%	1+15%	5+15%
Lorrina	5	6	5		6	5	7
Lorrina Beaded Inset	5+15%	6+15%	5+15%		6+15%	5+15%	7+15%
Lorrina Inset	5+15%	6+15%	5+15%		6+15%	5+15%	7+15%
Pleasant Hill NEW	1	3	1		3	1	5
Pleasant Hill Beaded Inset NEW	1+15%	3+15%	1+15%		3+15%	1+15%	5+15%
Pleasant Hill Inset NEW	1+15%	3+15%	1+15%		3+15%	1+15%	5+15%
Prestley NEW	4	6	4	1	6		7
Prestley Beaded Inset NEW				1+15%			
Prestley Inset NEW				1+15%			
Shaydon	1	3	1		3	1	5
Shaydon Beaded Inset	1+15%	3+15%	1+15%		3+15%	1+15%	5+15%
Shaydon Inset	1+15%	3+15%	1+15%		3+15%	1+15%	5+15%
Tanner	2	4	2		4	2	6
Tanner Beaded Inset	2+15%	4+15%	2+15%		4+15%	2+15%	6+15%
Tanner Inset	2+15%	4+15%	2+15%		4+15%	2+15%	6+15%
Vaughn	2	4	2		4	2	6
Vaughn Beaded Inset	2+15%	4+15%	2+15%		4+15%	2+15%	6+15%
Vaughn Inset	2+15%	4+15%	2+15%		4+15%	2+15%	6+15%

Schrock Boutique Modification Option Descriptions

Your Schrock Boutique price guide contains charts with modification option codes for each applicable cabinetry product. Reference the listing below to identify the modification description.

Door & Drawer Options

Option	Description
CC	Craftsman Door
CG	Cut-for-glass
GAMD	Gallery Mullion Door
HC	Horizon Door
IFHG	Inset Finial Hinges
MC	Mission Door
MD	Mullion Door
MFO	Modified Full Overlay
PRMD	Prairie Mullion Door
SGLPN	Single Panel Tall Door
SHMD	Shaker Mullion Door
SPLITDR	Split Doors
SPLITDRWS	Split Drawers
TCG	Transom w/Top Cut-for-glass and Bottom Center Panel
TCP	Transom w/both sections Center Panels

End Panel Options

Option	Description
AUTH	Authentic Flush End
CSFPE	Car Siding Flush Panel End
EXBK	End Extended Back
EXDN	Wall End and Back Extended Down
FFD	Face Frame and Door on End
FL/FR	Finished Ends
FPE	Flush Panel End
INTGE	Integral End
IPE	Inset Panel Ends

Custom Modification Options

Option	Description
ADD_SHLF	Add Shelf
ADDTK	Add Toekick
ADRW	Add Drawer Below Wall Unit
BVR	Bottom Valance Rail
CBO	Cabinet Box Only
CCO	Cabinet Case Only
CFNTO	Cabinet Front Only
CFP	Cabinet False Panel
CFRMO	Cabinet Frame Only
CLIP	Clipped Corner
CMAT	CabMat™
CND	Cabinet No Door
CSDGBK	Car Siding Back
DRWTK	Toekick Drawer
EX	Extended Stile
EX_OL	Extended Stile with Overlay
FD	Full Depth Shelf
FLUT	Fluting
FTK	Flush Toekick
ID	Increased Depth
IH	Increased Height
INVFRM	Inverted Frame
IW	Increased Width
MIP	Matching Interior
OBRB	Open Bottom Rail Base
PFINBTMB	Finished Bottom
RD	Reduced Depth
REC	Recessed Vanity Wall
RECTK	Recessed Toekick
RECTK_6	Recessed Toekick – 6"
RECTKFRT6	Recessed Toekick Front – 6″
RH	Reduced Height
ROSFLUT	Rose Fluting
RT	Roll Trays
SBCADDY	Sink Base Cleaning Caddy
SBCADDYSM	Sink Base Cleaning Caddy Small
SCPDRW	Scooped Drawer
TBN	Nickel Towel Bar
TD	Tray Divider
TKP	Toekick Pedestal
TVR	Top Valance Rail
UDBX	U-shaped Drawer Box
URT	U-shaped Roll Tray
VLSO	L-shaped Organizer
VTK	Void Toekick
VWB	Vanity Wastebasket Container
WS	Wide Stiles
WTR	Wide Top Rail

VANITY WALL, 30″ HIGH, 4 5/8″ DEEP

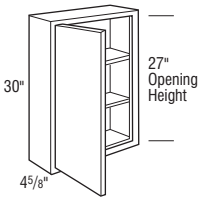

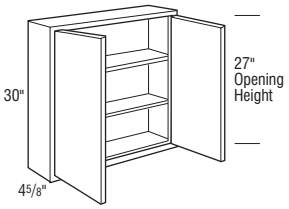

	Cubic Feet	1		2		3		4		5		6		7	
W12304 L or R	1.8	745		784		808		854		899		978		1057	
W15304 L or R	2.1	768		801		828		876		915		1005		1095	
W18304 L or R	2.5	828		871		904		952		1000		1097		1194	
W21304 L or R	2.9	869		909		946		996		1055		1143		1231	
W24304 L or R	3.3	915		962		999		1051		1108		1207		1306	
W24304	3.3	1160		1218		1247		1321		1410		1535		1660	
W30304	4.1	1258		1322		1374		1447		1519		1656		1793	

Notes below apply to all products in section above:

- Two adjustable shelves.
- Regular doors, not mirrored.

Door & Drawer Options

CC	CG	GAMD	HC	IFHG	MC	MD	MFO	PRMD[1]	SGLPN	SHMD	SPLITDR[2]	SPLITDRWS	TCG	TCP
✓	✓	✓	✓	✓	✓	✓	✓	✓		✓	✓			

End Panel Options

AUTH	CSFPE	EXBK	EXDN	FFD	FL/FR	FPE	INTGE	IPE
	✓	✓	✓		✓	✓		

Custom Modification Options

ADD_SHLF	ADDTK	ADRW	BVR[3]	CBO	CCO	CFNTO	CFP	CFRMO	CLIP	CMAT	CND	CSDGBK	DRWTK	EX	EX_OL	FD	FLUT[4]	FTK[5]	ID	IH	INVFRM	IW
			✓	✓	✓	✓		✓			✓	✓		✓	✓		✓	✓		✓		

MIP	OBRB[6]	PFINBTMB[7]	RD	REC	RECTK	RECTK_6	RECTKFRT6	RH	ROSFLUT[8]	RT	SBCADDY	SBCADDYSM	SCPDRW	TBN	TD	TKP	TVR[9]	UDBX	URT	VLSO	VTK	VWB	WS	WTR
✓	✓	✓		✓				✓	✓								✓						✓	✓

[1] Not available on 12″ or 24″ (2 doors) wide.
[2] Not available on 12″-24″ (1 door) wide.
[3] Only available on 24″ (1 door) wide.
[4] Fluting both 3″ not available on 12″ wide. Not available with 6″ fluting.
[5] Not available on 24″ (1 door) wide. FTKAV and style B-L also not available on 12″ wide.
[6] Not available on 24″ (1 door) wide.
[7] Only available on 24″ (2 doors) wide.
[8] Fluting both not available on 12″ wide.
[9] TVRAV and style B-L not available on 12″ wide.

Vanity Wall Cabinets

VANITY WALL, 36″ HIGH, 4 5/8″ DEEP

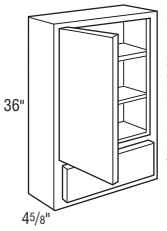

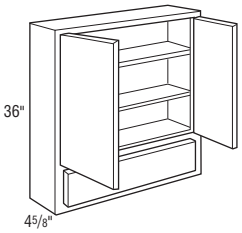

	Cubic Feet	1		2		3		4		5		6		7	
W12364 L or R	2.1	878		921		955		1005		1073		1166		1259	
W15364 L or R	2.6	918		963		1003		1057		1111		1215		1319	
W18364 L or R	3.0	972		1019		1057		1115		1166		1262		1358	
W21364 L or R	3.5	1043		1089		1126		1192		1255		1369		1483	
W24364 L or R	3.9	1107		1153		1198		1256		1329		1448		1567	
W24364	3.9	1399		1464		1506		1583		1701		1854		2007	
W30364	4.9	1481		1557		1613		1707		1789		1952		2115	
W36364	5.8	1609		1682		1746		1846		1945		2126		2307	

Notes below apply to all products in section above:

- One fixed and two adjustable shelves.
- Regular door(s), not mirrored.
- Includes drop front. Delaney, Lorrina, and DFR5PC incorporate slab front.
- Not available on Inset and Beaded Inset styles.

Door & Drawer Options

CC	CG	GAMD[1]	HC	IFHG[2]	MC	MD	MFO	PRMD	SGLPN	SHMD	SPLITDR[3]	SPLITDRWS	TCG[4]	TCP[4]
✓	✓	✓	✓	✓	✓	✓	✓	✓		✓	✓		✓	✓

End Panel Options

AUTH	CSFPE	EXBK	EXDN	FFD	FL/FR	FPE	INTGE	IPE
	✓	✓	✓		✓	✓		

Custom Modification Options

ADD_SHLF	ADDTK	ADRW	BVR[4]	CBO	CCO	CFNTO	CFP	CFRMO	CLIP	CMAT	CND	CSDGBK	DRWTK	EX	EX_OL	FD	FLUT[5]	FTK[6]	ID	IH	INVFRM	IW
			✓	✓	✓	✓		✓			✓	✓		✓	✓		✓	✓		✓		

MIP	OBRB[7]	PFINBTMB[8]	RD	REC	RECTK	RECTK_6	RECTKFRT6	RH	ROSFLUT[9]	RT	SBCADDY	SBCADDYSM	SCPDRW	TBN	TD	TKP	TVR[10]	UDBX	URT	VLSO	VTK	VWB	WS	WTR
✓	✓	✓		✓				✓	✓								✓						✓	✓

[1] Not available on 12″ or 24″ (2 doors) wide.
[2] Not available on 24″ (2 doors) wide.
[3] Not available on 12″-24″ (1 door) wide.
[4] Only available on 24″ (1 door) wide.
[5] Fluting both 3″ not available on 12″ wide. Not available with 6″ fluting.
[6] Not available on 24″ (1 door) wide. FTKAV and style B-L also not available on 12″ wide.
[7] Not available on 24″ (1 door) wide.
[8] Only available on 24″ (2 doors) wide.
[9] Fluting both not available on 12″ wide.
[10] TVRAV and style B-L not available on 12″ wide.

VANITY RECESSED CABINET, 24″ HIGH, 4 5/8″ DEEP

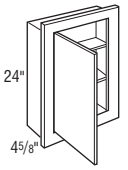



Top View

	Cubic Feet	1		2		3		4		5		6		7	
VWR1524 L or R	1.7	768		801		828		876		915		1005		1095	

- Two adjustable shelves.
- Regular door, not mirrored.
- To recess use opening 1″ less than overall dimension.
- Cut-out size is 14″ W x 22 1/2″ H x 4″ D .

Door & Drawer Options

CC	CG	GAMD	HC	IFHG	MC	MD	MFO	PRMD	SGLPN	SHMD	SPLITDR	SPLITDRWS	TCG	TCP
✓	✓	✓				✓		✓		✓				

End Panel Options

AUTH	CSFPE	EXBK[1]	EXDN	FFD	FL/FR	FPE	INTGE	IPE
		✓						

Custom Modification Options

ADD_SHLF	ADDTK	ADRW	BVR	CBO	CCO	CFNTO	CFP	CFRMO	CLIP	CMAT	CND	CSDGBK	DRWTK	EX	EX_OL	FD	FLUT[2]	FTK	ID	IH	INVFRM	IW
				✓	✓	✓		✓			✓	✓		✓	✓		✓					

MIP	OBRB	PFINBTMB	RD	REC	RECTK	RECTK_6	RECTKFRT6	RH	ROSFLUT	RT	SBCADDY	SBCADDYSM	SCPDRW	TBN	TD	TKP	TVR	UDBX	URT	VLSO	VTK	VWB	WS	WTR
✓									✓								✓						✓	✓

[1] Not available on end extended back left.
[2] Not available with 6″ fluting.

IH/RH availability charts starting on page G•40.
IW/RW availability charts starting on page G•46.

VANITY WALL RECESSED CABINET, 36″ HIGH, 4 5/8″ DEEP

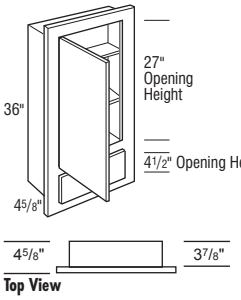

Top View

	Cubic Feet	1		2		3		4		5		6		7	
VWR1536 L or R	2.6	1011		1059		1105		1166		1207		1324		1441	

- To recess use opening 1 1/2″ less than overall dimension.
- One fixed and two adjustable shelves.
- Cut-out size is 13 1/2″ W x 34 1/2″ H x 4″ D .
- Regular door, not mirrored.
- Includes drop front.
- Not available on Inset and Beaded Inset styles.

Door & Drawer Options

CC	CG	GAMD	HC	IFHG	MC	MD	MFO	PRMD	SGLPN	SHMD	SPLITDR	SPLITDRWS	TCG	TCP
✓	✓	✓				✓		✓		✓				

End Panel Options

AUTH	CSFPE	EXBK[1]	EXDN	FFD	FL/FR	FPE	INTGE	IPE
		✓						

Custom Modification Options

ADD_SHLF	ADDTK	ADRW	BVR	CBO	CCO	CFNTO	CFP	CFRMO	CLIP	CMAT	CND	CSDGBK	DRWTK	EX	EX_OL	FD	FLUT[2]	FTK	ID	IH	INVFRM	IW
				✓	✓	✓		✓			✓	✓		✓	✓		✓					

MIP	OBRB	PFINBTMB	RD	REC	RECTK	RECTK_6	RECTKFRT6	RH	ROSFLUT	RT	SBCADDY	SBCADDYSM	SCPDRW	TBN	TD	TKP	TVR	UDBX	URT	VLSO	VTK	VWB	WS	WTR
✓									✓								✓						✓	✓

[1] Not available on end extended back left.
[2] Not available with 6″ fluting.

VANITY MIRROR, 35″ HIGH, 21″, 27″, or 33″ WIDE

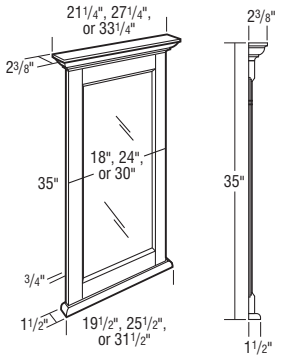

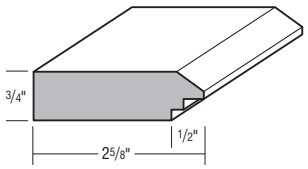

mirror side profile

VM2135	2.2	1010		1010		1010		1010		1010		1010		1010	
VM2735	2.7	1098		1098		1098		1098		1098		1098		1098	
VM3335	3.3	1192		1192		1192		1192		1192		1192		1192	

- Installed mirror has beveled edge.
- Includes two installed metal hanging hooks on back.
- Only available in Cherry and Maple

	Overall Dimensions		Mirror - Visible Dimensions	
	Width	Height	Width	Height
VM2135	21 1/4"	35"	12 15/16"	26 15/16"
VM2735	27 1/4"	35"	18 15/16"	26 15/16"
VM3335	33 1/4"	35"	24 15/16"	26 15/16"

Modifications Are Not Available

Vanity Wall Cabinets

WATER CLOSET, 36″ HIGH, 9″ DEEP

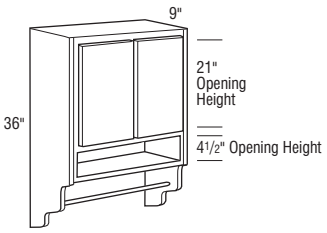

	Cubic Feet	1		2		3		4		5		6		7	
WCT24	6.4	1794		1876		1945		2051		2170		2373		2576	
WCT27	7.1	1848		1936		2004		2116		2212		2422		2632	

- Finished Ends and Matching Interior standard.
- Open shelf standard.
- One fixed and two adjustable shelves.
- Regular doors, not mirrored.

Door & Drawer Options

CC	CG	GAMD	HC	IFHG	MC	MD	MFO	PRMD	SGLPN	SHMD	SPLITDR	SPLITDRWS	TCG	TCP
	✓	✓		✓		✓				✓				

End Panel Options

AUTH	CSFPE	EXBK[1]	EXDN	FFD	FL/FR	FPE	INTGE	IPE
		✓						

Custom Modification Options

ADD_SHLF	ADDTK	ADRW	BVR	CBO	CCO	CFNTO	CFP	CFRMO	CLIP	CMAT	CND	CSDGBK	DRWTK	EX	EX_OL	FD	FLUT	FTK	ID	IH	INVFRM	IW
											✓	✓										

MIP	OBRB	PFINBTMB	RD	REC	RECTK	RECTK_6	RECTKFRT6	RH	ROSFLUT	RT	SBCADDY	SBCADDYSM	SCPDRW	TBN	TD	TKP	TVR	UDBX	URT	VLSO	VTK	VWB	WS	WTR
																	✓						✓	

[1] Not available on end extended back left.

IH/RH availability charts starting on page G•40.
IW/RW availability charts starting on page G•46.

VANITY BASE, SINGLE DOOR with DRAWER, 32″ or 34 1/2″ HIGH, 18″ or 21″ DEEP

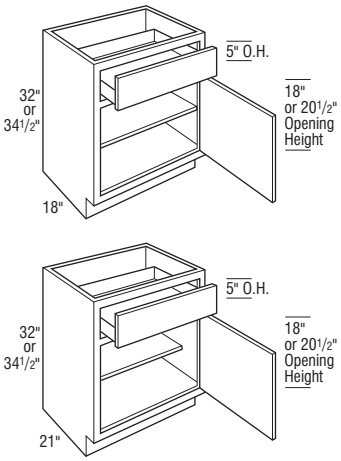

	Cubic Feet	1		2		3		4		5		6		7	
VB123218 L or R	5.1	1059		1110		1149		1210		1278		1396		1514	
VB153218 L or R	6.2	1108		1161		1206		1278		1324		1450		1576	
VB183218 L or R	7.4	1160		1215		1255		1329		1401		1536		1671	
VB213218 L or R	8.5	1199		1254		1299		1367		1441		1568		1695	
VB243218 L or R	9.7	1236		1299		1346		1417		1485		1624		1763	
VB123221 L or R	6.2	1059		1110		1149		1210		1278		1396		1514	
VB153221 L or R	7.5	1108		1161		1206		1278		1324		1450		1576	
VB183221 L or R	8.9	1160		1215		1255		1329		1401		1536		1671	
VB213221 L or R	10.3	1199		1254		1299		1367		1441		1568		1695	
VB243221 L or R	11.6	1236		1299		1346		1417		1485		1624		1763	
VB123418 L or R	5.4	1108		1161		1203		1265		1337		1458		1579	
VB153418 L or R	6.7	1160		1213		1261		1337		1388		1516		1644	
VB183418 L or R	7.9	1212		1272		1313		1390		1466		1608		1750	
VB213418 L or R	9.2	1252		1311		1358		1429		1506		1641		1776	
VB243418 L or R	10.4	1293		1358		1404		1481		1555		1699		1843	
VB123421 L or R	6.6	1108		1161		1203		1265		1337		1458		1579	
VB153421 L or R	8.1	1160		1213		1261		1337		1388		1516		1644	
VB183421 L or R	9.5	1212		1272		1313		1390		1466		1608		1750	
VB213421 L or R	11.0	1252		1311		1358		1429		1506		1641		1776	
VB243421 L or R	12.5	1293		1358		1404		1481		1555		1699		1843	

- 18″ deep includes one adjustable Full Depth Shelf.
- 21″ deep includes one adjustable 15″ deep shelf.
- Increased Depths available in 1/4″ increments from 21 1/4″ to 24″.
- Reduced Depths available in 1/4″ increments from 12″ to 20 3/4″.

Door & Drawer Options

CC	CG	GAMD	HC	IFHG	MC	MD	MFO	PRMD[1]	SGLPN	SHMD	SPLITDR	SPLITDRWS	TCG	TCP
	✓	✓		✓		✓		✓		✓				

End Panel Options

AUTH	CSFPE	EXBK	EXDN	FFD	FL/FR	FPE	INTGE	IPE
✓	✓	✓		✓	✓	✓	✓	✓

Custom Modification Options

ADD_SHLF	ADDTK	ADRW	BVR	CBO	CCO	CFNTO	CFP	CFRMO	CLIP[2]	CMAT	CND	CSDGBK	DRWTK[3]	EX	EX_OL	FD[4]	FLUT[5]	FTK[6]	ID	IH	INVFRM	IW
✓				✓	✓	✓	✓	✓	✓		✓	✓	✓	✓	✓	✓	✓	✓	✓		✓	✓

MIP	OBRB	PFINBTMB	RD	REC	RECTK	RECTK_6[7]	RECTKFRT6	RH	ROSFLUT	RT	SBCADDY	SBCADDYSM[1]	SCPDRW	TBN	TD	TKP	TVR[8]	UDBX[3]	URT[3]	VLSO	VTK	VWB	WS	WTR
✓	✓		✓		✓	✓	✓		✓	✓	✓	✓	✓		✓		✓	✓	✓		✓		✓	✓

[1] Not available on 12″ wide.
[2] Not available on 12″ wide.
[3] Only available on 24″ wide.
[4] Not available on 18″ deep.
[5] 6″ fluting not available on 12″ or 15″ wide. Fluting both 6″ not available.
[6] FTKAV and style B-L not available on 12″ wide.
[7] 12″ wide can only be recessed in front and/or back. 15″ and 18″ wide can only be recessed in the front, back, and/or one side only. 18″ deep can not be recessed in both the front and back.
[8] TVRAV and style B-L not available on 12″ wide.

Vanity Base Cabinets

VANITY BASE, DOUBLE DOOR with DRAWER, 32″ or 34 1/2″ HIGH, 18″ or 21″ DEEP

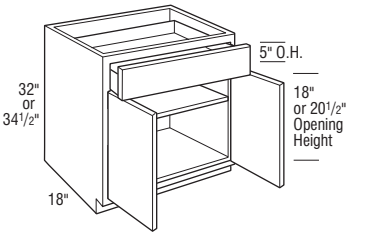

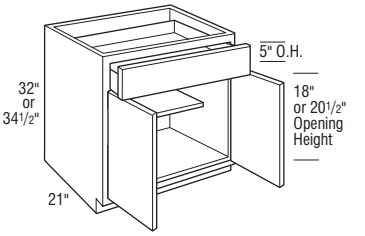

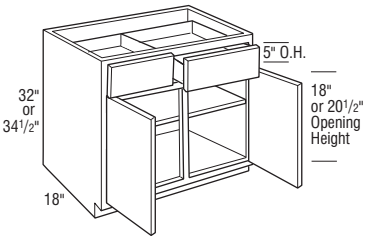

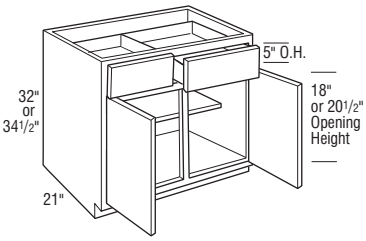

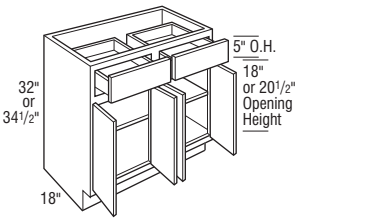

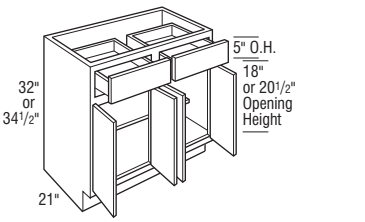

	Cubic Feet	1	2	3	4	5	6	7
VB243218	9.7	1568	1646	1700	1795	1888	2063	2238
VB273218	10.9	1721	1806	1872	1977	2075	2272	2469
VB303218	12.0	1778	1864	1929	2035	2137	2332	2527
VB333218	13.2	1810	1899	1976	2078	2188	2394	2600
VB363218	14.3	1872	1960	2035	2149	2254	2464	2674
VB393218	15.5	1922	2014	2088	2206	2320	2530	2740
VB243221	11.6	1568	1646	1700	1795	1888	2063	2238
VB273221	13.0	1721	1806	1872	1977	2075	2272	2469
VB303221	14.4	1778	1864	1929	2035	2137	2332	2527
VB333221	15.7	1810	1899	1976	2078	2188	2394	2600
VB363221	17.1	1872	1960	2035	2149	2254	2464	2674
VB393221	18.5	1922	2014	2088	2206	2320	2530	2740
VB243418	10.4	1641	1721	1776	1876	1976	2158	2340
VB273418	11.7	1802	1888	1958	2067	2172	2377	2582
VB303418	12.9	1859	1949	2017	2127	2238	2444	2650
VB333418	14.2	1893	1987	2064	2175	2289	2507	2725
VB363418	15.4	1958	2051	2127	2246	2361	2576	2791
VB393418	16.6	2013	2107	2185	2307	2423	2649	2875
VB243421	12.5	1641	1721	1776	1876	1976	2158	2340
VB273421	14.0	1802	1888	1958	2067	2172	2377	2582
VB303421	15.4	1859	1949	2017	2127	2238	2444	2650
VB333421	16.9	1893	1987	2064	2175	2289	2507	2725
VB363421	18.4	1958	2051	2127	2246	2361	2576	2791
VB393421	19.8	2013	2107	2185	2307	2423	2649	2875
VB423218	16.6	1973	2064	2139	2257	2384	2599	2814
VB453218	17.8	2152	2248	2327	2444	2572	2789	3006
VB483218CS	19.0	2156	2254	2334	2467	2603	2850	3097
VB423221	19.8	1973	2064	2139	2257	2384	2599	2814
VB453221	21.2	2152	2248	2327	2444	2572	2789	3006
VB483221CS	22.6	2156	2254	2334	2467	2603	2850	3097
VB423418	17.9	2061	2159	2240	2363	2491	2717	2943
VB453418	19.1	2250	2352	2436	2556	2689	2913	3137
VB483418CS	20.4	2254	2361	2447	2577	2721	2978	3235
VB423421	21.3	2061	2159	2240	2363	2491	2717	2943
VB453421	22.8	2250	2352	2436	2556	2689	2913	3137
VB483421CS	24.2	2254	2361	2447	2577	2721	2978	3235
VB483218	19.0	2264	2367	2451	2590	2733	2993	3253
VB483221	21.8	2264	2367	2451	2590	2733	2993	3253
VB483418	20.4	2367	2479	2569	2706	2857	3127	3397
VB483421	23.4	2367	2479	2569	2706	2857	3127	3397

- 18″ deep includes one adjustable Full Depth Shelf.
- 21″ deep includes one adjustable 15″ deep shelf.
- Increased Depths available in 1/4″ increments from 21 1/4″ to 24″.
- Reduced Depths available in 1/4″ increments from 12″ to 20 3/4″.

Door & Drawer Options

CC	CG	GAMD	HC	IFHG	MC	MD	MFO	PRMD	SGLPN	SHMD	SPLITDR[1]	SPLITDRWS[2]	TCG	TCP
	✓	✓		✓		✓		✓		✓	✓	✓		

End Panel Options

AUTH	CSFPE	EXBK	EXDN	FFD	FL/FR	FPE	INTGE	IPE
✓	✓	✓		✓	✓	✓	✓	✓

Custom Modification Options

ADD_SHLF	ADDTK	ADRW	BVR	CBO	CCO	CFNTO	CFP[1]	CFRMO	CLIP	CMAT	CND	CSDGBK	DRWTK[3]	EX	EX_OL	FD[4]	FLUT[5]	FTK	ID	IH	INVFRM	IW[6]
✓				✓	✓	✓	✓	✓	✓		✓	✓	✓	✓	✓	✓		✓	✓	✓		✓

MIP	OBRB	PFINBTMB	RD	REC	RECTK	RECTK_6[7]	RECTKFRT6	RH	ROSFLUT	RT	SBCADDY[8]	SBCADDYSM[8]	SCPDRW	TBN	TD	TKP	TVR[1]	UDBX[9]	URT[5]	VLSO	VTK	VWB	WS	WTR
✓	✓		✓		✓	✓	✓		✓	✓	✓	✓	✓		✓		✓	✓	✓		✓		✓	✓

[1] Not available on 42″-48″ wide.
[2] Not available on 24″ or 48″ wide.
[3] Not available on 39″-48″ wide.
[4] Not available on 18″ deep.
[5] 6″ fluting not available on 24″ wide.
[6] Not available on 36″ or 48″ wide.
[7] 18″ deep can not be recessed in both the front and back.
[8] Not available on 24″ wide.
[9] Not available on 42″ or 45″ wide.

IH/RH availability charts starting on page G•40.
IW/RW availability charts starting on page G•46.

VANITY BASE SINGLE DOOR with SHELF, 32″ or 34 1/2″ HIGH, 21″ DEEP

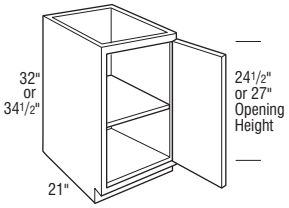

	Cubic Feet	1		2		3		4		5		6		7	
V123221S L or R	6.2	1059		1110		1149		1210		1278		1396		1514	
V153221S L or R	7.5	1108		1161		1206		1278		1324		1450		1576	
V183221S L or R	8.9	1160		1215		1255		1329		1401		1536		1671	
V213221S L or R	10.3	1199		1254		1299		1367		1441		1568		1695	
V243221S L or R	11.6	1236		1299		1346		1417		1485		1624		1763	
V123421S L or R	6.6	1108		1161		1203		1265		1337		1458		1579	
V153421S L or R	8.1	1160		1213		1261		1337		1388		1516		1644	
V183421S L or R	9.5	1212		1272		1313		1390		1466		1608		1750	
V213421S L or R	11.0	1252		1311		1358		1429		1506		1641		1776	
V243421S L or R	12.5	1293		1358		1404		1481		1555		1699		1843	

- Adjustable Full Depth Shelf.
- Increased Depths available in 1/4″ increments from 21 1/4″ to 24″.
- Reduced Depths available in 1/4″ increments from 12″ to 20 3/4″.

Door & Drawer Options

CC	CG	GAMD	HC	IFHG	MC	MD	MFO	PRMD[1]	SGLPN	SHMD	SPLITDR	SPLITDRWS	TCG	TCP
	✓	✓		✓		✓		✓		✓				

End Panel Options

AUTH	CSFPE	EXBK	EXDN	FFD	FL/FR	FPE	INTGE	IPE
✓	✓	✓		✓	✓	✓	✓	✓

Custom Modification Options

ADD_SHLF	ADDTK	ADRW	BVR	CBO	CCO	CFNTO	CFP	CFRMO	CLIP[2]	CMAT	CND	CSDGBK	DRWTK	EX	EX_OL	FD	FLUT[3]	FTK[4]	ID	IH	INVFRM	IW
✓				✓	✓	✓		✓	✓		✓	✓		✓	✓		✓	✓	✓			✓

MIP	OBRB	PFINBTMB	RD	REC	RECTK	RECTK_6[5]	RECTKFRT6	RH	ROSFLUT	RT	SBCADDY	SBCADDYSM[1]	SCPDRW	TBN	TD	TKP	TVR[6]	UDBX	URT[7]	VLSO	VTK	VWB	WS	WTR
✓	✓		✓		✓	✓	✓		✓	✓	✓	✓			✓		✓		✓		✓		✓	✓

[1] Not available on 12″ wide.
[2] Not available on 12″ wide.
[3] 6″ fluting not available on 12″ or 15″ wide. Fluting both 6″ not available.
[4] FTKAV and style B-L not available on 12″ wide.
[5] 12″ wide can only be recessed in front and/or back. 15″ and 18″ wide can only be recessed in the front, back, and/or one side only.
[6] TVRAV and style B-L not available on 12″ wide.
[7] Only available on 24″ wide.

Vanity Base Cabinets

VANITY BASE with SHELF, 32″ or 34 1/2″ HIGH, 21″ DEEP

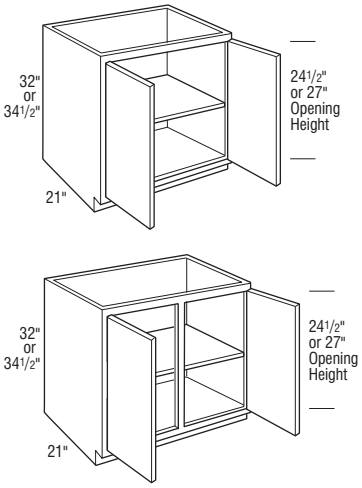

	Cubic Feet	1		2		3		4		5		6		7	
V243221S	11.6	1567		1645		1688		1784		1886		2059		2232	
V273221S	13.0	1710		1795		1856		1952		2068		2265		2462	
V303221S	14.4	1770		1856		1919		2026		2127		2327		2527	
V333221S	15.7	1810		1899		1976		2078		2188		2394		2600	
V363221S	17.1	1864		1952		2017		2128		2246		2462		2678	
V393221S	18.5	1914		2003		2068		2185		2310		2524		2738	
V243421S	12.5	1640		1720		1769		1864		1973		2154		2335	
V273421S	14.0	1786		1876		1944		2043		2163		2367		2571	
V303421S	15.4	1851		1944		2009		2118		2224		2436		2648	
V333421S	16.9	1893		1987		2064		2175		2289		2507		2725	
V363421S	18.4	1949		2043		2110		2225		2351		2575		2799	
V393421S	19.8	2000		2096		2163		2282		2416		2644		2872	
V423221S	19.8	1956		2052		2122		2239		2369		2585		2801	
V453221S	21.2	2052		2155		2225		2348		2476		2709		2942	
V483221S	22.6	2145		2250		2329		2457		2591		2831		3071	
V423421S	21.3	2047		2145		2218		2337		2475		2708		2941	
V453421S	22.8	2145		2252		2327		2454		2590		2831		3072	
V483421S	24.2	2243		2357		2437		2571		2711		2962		3213	

- Adjustable Full Depth Shelf.
- Increased Depths available in 1/4″ increments from 21 1/4″ to 24″.
- Reduced Depths available in 1/4″ increments from 12″ to 20 3/4″.

Door & Drawer Options

CC	CG	GAMD	HC	IFHG	MC	MD	MFO	PRMD	SGLPN	SHMD	SPLITDR[1]	SPLITDRWS	TCG	TCP
	✓	✓		✓		✓		✓		✓	✓			

End Panel Options

AUTH	CSFPE	EXBK	EXDN	FFD	FL/FR	FPE	INTGE	IPE
✓	✓	✓		✓	✓	✓	✓	✓

Custom Modification Options

ADD_SHLF	ADDTK	ADRW	BVR	CBO	CCO	CFNTO	CFP	CFRMO	CLIP	CMAT	CND	CSDGBK	DRWTK	EX	EX_OL	FD	FLUT[2]	FTK	ID	IH	INVFRM	IW[3]
✓				✓	✓	✓		✓	✓		✓	✓		✓	✓		✓	✓	✓			✓

MIP	OBRB	PFINBTMB	RD	REC	RECTK	RECTK_6	RECTKFRT6	RH	ROSFLUT	RT	SBCADDY[4]	SBCADDYSM[4]	SCPDRW	TBN	TD	TKP	TVR[1]	UDBX	URT[5]	VLSO	VTK	VWB	WS	WTR
✓	✓		✓		✓	✓	✓		✓	✓	✓	✓			✓		✓		✓		✓		✓	✓

[1] Not available on 42″-48″ wide.
[2] 6″ fluting not available on 24″ wide.
[3] Not available on 36″ or 48″ wide.
[4] Not available on 24″ wide.
[5] Not available on 39″-48″ wide.

IH/RH availability charts starting on page G•40.
IW/RW availability charts starting on page G•46.

VANITY BASE SINGLE DOOR without SHELF, 32″ or 34 1/2″ HIGH, 18″ or 21″ DEEP

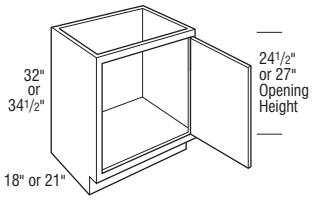

	Cubic Feet	1		2		3		4		5		6		7	
V123218 L or R	5.1	1059		1110		1149		1210		1278		1396		1514	
V153218 L or R	6.2	1108		1161		1206		1278		1324		1450		1576	
V183218 L or R	7.4	1160		1215		1255		1329		1401		1536		1671	
V213218 L or R	8.5	1199		1254		1299		1367		1441		1568		1695	
V243218 L or R	9.7	1236		1299		1346		1417		1485		1624		1763	
V123221 L or R	6.2	1059		1110		1149		1210		1278		1396		1514	
V153221 L or R	7.5	1108		1161		1206		1278		1324		1450		1576	
V183221 L or R	8.9	1160		1215		1255		1329		1401		1536		1671	
V213221 L or R	10.3	1199		1254		1299		1367		1441		1568		1695	
V243221 L or R	11.6	1236		1299		1346		1417		1485		1624		1763	
V123418 L or R	5.4	1108		1161		1203		1265		1337		1458		1579	
V153418 L or R	6.7	1160		1213		1261		1337		1388		1516		1644	
V183418 L or R	7.9	1212		1272		1313		1390		1466		1608		1750	
V213418 L or R	9.2	1252		1311		1358		1429		1506		1641		1776	
V243418 L or R	10.4	1293		1358		1404		1481		1555		1699		1843	
V123421 L or R	6.6	1108		1161		1203		1265		1337		1458		1579	
V153421 L or R	8.1	1160		1213		1261		1337		1388		1516		1644	
V183421 L or R	9.5	1212		1272		1313		1390		1466		1608		1750	
V213421 L or R	11.0	1252		1311		1358		1429		1506		1641		1776	
V243421 L or R	12.5	1293		1358		1404		1481		1555		1699		1843	

- Increased Depths available in 1/4″ increments from 21 1/4″ to 24″.
- Reduced Depths available in 1/4″ increments from 12″ to 20 3/4″.

Door & Drawer Options

CC	CG	GAMD	HC	IFHG	MC	MD[1]	MFO	PRMD[1]	SGLPN	SHMD	SPLITDR	SPLITDRWS	TCG	TCP
	✓			✓		✓		✓						

End Panel Options

AUTH	CSFPE	EXBK	EXDN	FFD	FL/FR	FPE	INTGE	IPE
✓	✓	✓		✓		✓	✓	✓

Custom Modification Options

ADD_SHLF	ADDTK	ADRW	BVR	CBO	CCO	CFNTO	CFP	CFRMO	CLIP[1]	CMAT	CND	CSDGBK	DRWTK	EX	EX_OL	FD	FLUT[2]	FTK[3]	ID	IH	INVFRM	IW[4]
				✓	✓	✓		✓	✓		✓	✓	✓	✓	✓		✓	✓	✓			✓

MIP	OBRB	PFINBTMB	RD	REC	RECTK	RECTK_6[5]	RECTKFRT6	RH	ROSFLUT[6]	RT	SBCADDY[7]	SBCADDYSM[7]	SCPDRW	TBN	TD	TKP	TVR[8]	UDBX	URT[9]	VLSO	VTK	VWB	WS[10]	WTR
✓	✓		✓		✓	✓	✓		✓	✓	✓	✓			✓	✓	✓		✓		✓		✓	✓

[1] Not available on 12″ wide.
[2] 6″ fluting not available on 12″ or 15″ wide and FLUT6B not available.
[3] FTKAV and style B-L not available on 12″ wide.
[4] Not available on 24″ wide.
[5] 12″ wide can only be recessed in front and/or back. 15″ and 18″ wide can only be recessed in the front, back, and/or one side only. 18″ deep can not be recessed in both the front and back.
[6] ROSFLUT3B not available on 12″ or 15″ wide.
[7] Not available on depths less than 21″ and SBCADDY also not available on 12″ wide.
[8] TVRAV and style B-L not available on 12″ wide.
[9] Not available on 18″ deep and only available on 24″ wide.
[10] WSB3 not available on 12″ wide.

Vanity Base Cabinets

VANITY BASE without SHELF, 32″ or 34 1/2″ HIGH, 18″ or 21″ DEEP

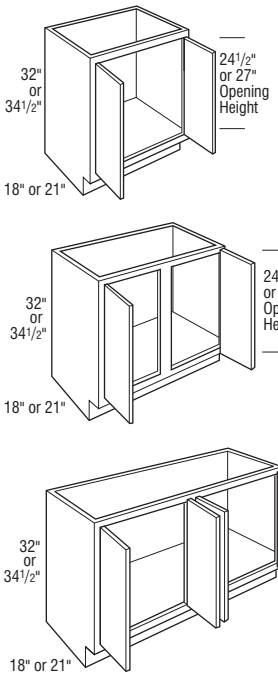

	Cubic Feet	1	2	3	4	5	6	7
V243218	9.7	1567	1645	1688	1784	1886	2059	2232
V273218	10.9	1710	1795	1856	1952	2068	2265	2462
V303218	12.0	1770	1856	1919	2026	2127	2327	2527
V333218	13.2	1810	1899	1976	2078	2188	2394	2600
V363218	14.3	1864	1952	2017	2128	2246	2462	2678
V393218	15.5	1914	2003	2068	2185	2310	2524	2738
V243221	11.6	1567	1645	1688	1784	1886	2059	2232
V273221	13.0	1710	1795	1856	1952	2068	2265	2462
V303221	14.4	1770	1856	1919	2026	2127	2327	2527
V333221	15.7	1810	1899	1976	2078	2188	2394	2600
V363221	17.1	1864	1952	2017	2128	2246	2462	2678
V393221	18.5	1914	2003	2068	2185	2310	2524	2738
V243418	10.4	1640	1720	1769	1864	1973	2154	2335
V273418	11.7	1786	1876	1944	2043	2163	2367	2571
V303418	12.9	1851	1944	2009	2118	2224	2436	2648
V333418	14.2	1893	1987	2064	2175	2289	2507	2725
V363418	15.4	1949	2043	2110	2225	2351	2575	2799
V393418	16.6	2000	2096	2163	2282	2416	2644	2872
V243421	12.5	1640	1720	1769	1864	1973	2154	2335
V273421	14.0	1786	1876	1944	2043	2163	2367	2571
V303421	15.4	1851	1944	2009	2118	2224	2436	2648
V333421	16.9	1893	1987	2064	2175	2289	2507	2725
V363421	18.4	1949	2043	2110	2225	2351	2575	2799
V393421	19.8	2000	2096	2163	2282	2416	2644	2872
V423218	16.6	1956	2052	2122	2239	2369	2585	2801
V453218	17.8	2052	2155	2225	2348	2476	2709	2942
V483218CS	19.0	2145	2250	2329	2457	2591	2831	3071
V423221	19.8	1956	2052	2122	2239	2369	2585	2801
V453221	21.2	2052	2155	2225	2348	2476	2709	2942
V483221CS	22.6	2145	2250	2329	2457	2591	2831	3071
V423418	17.9	2047	2145	2218	2337	2475	2708	2941
V453418	19.1	2145	2252	2327	2454	2590	2831	3072
V483418CS	20.4	2243	2357	2437	2571	2711	2962	3213
V423421	21.3	2047	2145	2218	2337	2475	2708	2941
V453421	22.8	2145	2252	2327	2454	2590	2831	3072
V483421CS	24.2	2243	2357	2437	2571	2711	2962	3213
V483218	19.0	2252	2363	2445	2580	2721	2973	3225
V483221	22.6	2360	2475	2562	2703	2850	3114	3378
V483418	20.4	2355	2475	2559	2700	2847	3110	3373
V483421	24.2	2310	2428	2510	2648	2792	3051	3310

- Increased Depths available in 1/4″ increments from 21 1/4″ to 24″.
- Reduced Depths available in 1/4″ increments from 12″ to 20 3/4″.

Door & Drawer Options

CC	CG	GAMD	HC	IFHG	MC	MD	MFO	PRMD	SGLPN	SHMD	SPLITDR[1]	SPLITDRWS	TCG	TCP
	✓			✓		✓		✓			✓			

End Panel Options

AUTH	CSFPE	EXBK	EXDN	FFD	FL/FR	FPE	INTGE	IPE
✓	✓	✓		✓		✓	✓	✓

Custom Modification Options

ADD_SHLF	ADDTK	ADRW	BVR	CBO	CCO	CFNTO	CFP	CFRMO	CLIP	CMAT	CND	CSDGBK	DRWTK[2]	EX	EX_OL	FD	FLUT[3]	FTK	ID	IH	INVFRM	IW[4]
				✓	✓	✓		✓	✓		✓	✓	✓	✓	✓		✓	✓	✓			✓

MIP	OBRB	PFINBTMB	RD	REC	RECTK	RECTK_6[5]	RECTKFRT6	RH	ROSFLUT	RT	SBCADDY[6]	SBCADDYSM[6]	SCPDRW	TBN	TD	TKP	TVR[1]	UDBX	URT[7]	VLSO	VTK	VWB	WS[8]	WTR
✓	✓		✓		✓	✓	✓		✓	✓	✓	✓			✓	✓	✓		✓		✓		✓	✓

[1] Not available on 42″-48″ wide.
[2] Not available on 39″-48″ wide.
[3] FLUT6B not available on 24″ wide.
[4] Not available on 48″ wide.
[5] 18″ deep can not be recessed in both the front and back.
[6] Not available on depths less than 21″.
[7] 18″ deep not available, and also not available on 39″-48″ wide.
[8] Not available on 24″ wide.

IH/RH availability charts starting on page G•40.
IW/RW availability charts starting on page G•46.

VANITY BASE PULL-OUT, 34 1/2″ HIGH, 21″ DEEP

S

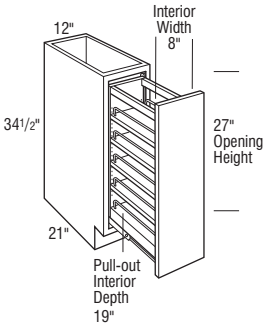

	Cubic Feet	1		2		3		4		5		6		7	
VBP1234.5	6.6	1778		1828		1872		1935		2004		2127		2250	

- Pull-out features three adjustable shelves with chrome rail sides.

Door & Drawer Options

CC	CG	GAMD	HC	IFHG	MC	MD	MFO	PRMD	SGLPN	SHMD	SPLITDR	SPLITDRWS	TCG	TCP

End Panel Options

AUTH	CSFPE	EXBK	EXDN	FFD	FL/FR	FPE	INTGE	IPE
✓	✓	✓			✓	✓	✓	✓

Custom Modification Options

ADD_SHLF	ADDTK	ADRW	BVR	CBO	CCO	CFNTO	CFP	CFRMO	CLIP	CMAT	CND	CSDGBK	DRWTK	EX	EX_OL	FD	FLUT[1]	FTK	ID	IH	INVFRM	IW
												✓		✓	✓		✓	✓				

MIP	OBRB	PFINBTMB	RD	REC	RECTK	RECTK_6[2]	RECTKFRT6	RH	ROSFLUT	RT	SBCADDY	SBCADDYSM	SCPDRW	TBN	TD	TKP	TVR	UDBX	URT	VLSO	VTK	VWB	WS	WTR
✓	✓					✓	✓		✓												✓		✓	✓

[1] Not available with 6″ fluting.
[2] Can only be recessed in front and/or back.

VANITY BASE without SHELF, 32″ or 34 1/2″ HIGH, 16″ DEEP

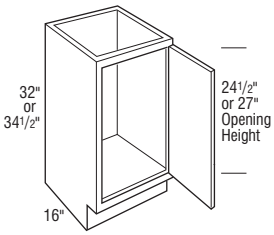

	Cubic Feet	1		2		3		4		5		6		7	
MV183216 L or R	6.6	1160		1215		1255		1329		1401		1536		1671	
MV183416 L or R	7.1	1212		1272		1313		1390		1466		1608		1750	

- MV = Mini Vanity.

Door & Drawer Options

CC	CG	GAMD	HC	IFHG	MC	MD	MFO	PRMD	SGLPN	SHMD	SPLITDR	SPLITDRWS	TCG	TCP
	✓			✓		✓		✓						

End Panel Options

AUTH	CSFPE	EXBK	EXDN	FFD	FL/FR	FPE	INTGE	IPE
✓	✓	✓		✓		✓	✓	✓

Custom Modification Options

ADD_SHLF	ADDTK	ADRW	BVR	CBO	CCO	CFNTO	CFP	CFRMO	CLIP	CMAT	CND	CSDGBK	DRWTK	EX	EX_OL	FD	FLUT[1]	FTK	ID	IH	INVFRM	IW
				✓	✓	✓		✓	✓		✓	✓		✓	✓		✓	✓	✓	✓		✓

MIP	OBRB	PFINBTMB	RD	REC	RECTK	RECTK_6[2]	RECTKFRT6	RH	ROSFLUT	RT	SBCADDY	SBCADDYSM	SCPDRW	TBN	TD	TKP	TVR	UDBX	URT	VLSO	VTK	VWB	WS	WTR
✓	✓		✓		✓	✓	✓	✓	✓	✓					✓	✓	✓				✓		✓	✓

[1] 6″ fluting not available.
[2] Can only be recessed in the front and/or one side only.

Vanity Sink Base Cabinets

VANITY SINK BASE with FALSE PANEL, 32″ or 34 1/2″ HIGH, 18″ or 21″ DEEP

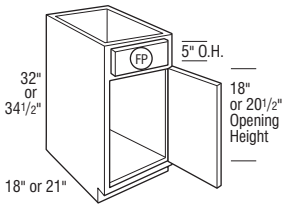

	Cubic Feet	1	2	3	4	5	6	7
VSB183218 L or R	7.4	1067	1112	1153	1219	1292	1401	1510
VSB213218 L or R	8.5	1108	1161	1206	1278	1324	1450	1576
VSB243218 L or R	9.7	1139	1195	1230	1300	1370	1500	1630
VSB183221 L or R	8.9	1067	1112	1153	1219	1292	1401	1510
VSB213221 L or R	10.3	1108	1161	1206	1278	1324	1450	1576
VSB243221 L or R	11.6	1139	1195	1230	1300	1370	1500	1630
VSB183418 L or R	7.9	1113	1164	1207	1277	1350	1466	1582
VSB213418 L or R	9.2	1160	1213	1261	1337	1388	1516	1644
VSB243418 L or R	10.4	1191	1247	1288	1359	1433	1568	1703
VSB183421 L or R	9.5	1113	1164	1207	1277	1350	1466	1582
VSB213421 L or R	11.0	1160	1213	1261	1337	1388	1516	1644
VSB243421 L or R	12.5	1191	1247	1288	1359	1433	1568	1703

Notes below apply to all products in section above:

- Touch-up kit (TUK) and Owner's Guide included.
- Increased Depths available in 1/4″ increments from 21 1/4″ to 30″.
- Reduced Depths available in 1/4″ increments from 6″ to 20 3/4″.

(FP) **False Panel**

Door & Drawer Options

CC	CG	GAMD	HC	IFHG	MC	MD	MFO	PRMD	SGLPN	SHMD	SPLITDR[1]	SPLITDRWS[2]	TCG	TCP
	✓	✓		✓		✓		✓		✓	✓	✓		

End Panel Options

AUTH	CSFPE	EXBK	EXDN	FFD	FL/FR	FPE	INTGE	IPE
✓	✓	✓		✓	✓	✓	✓	✓

Custom Modification Options

ADD_SHLF	ADDTK	ADRW	BVR	CBO	CCO	CFNTO	CFP	CFRMO	CLIP	CMAT[3]	CND	CSDGBK	DRWTK[4]	EX	EX_OL	FD	FLUT[5]	FTK	ID	IH	INVFRM	IW[6]
				✓	✓	✓		✓	✓	✓	✓	✓	✓	✓	✓		✓	✓	✓			✓

MIP	OBRB	PFINBTMB	RD	REC	RECTK	RECTK_6[7]	RECTKFRT6	RH	ROSFLUT	RT	SBCADDY	SBCADDYSM	SCPDRW	TBN	TD	TKP	TVR	UDBX	URT[4]	VLSO[8]	VTK	VWB[9]	WS	WTR
✓	✓		✓			✓	✓		✓	✓	✓	✓			✓		✓		✓	✓	✓	✓	✓	✓

[1] Not available on 18″-24″ (1 door) wide.
[2] Not available on 18″-24″ (1 door and 2 doors) wide.
[3] Not available on 18″ or 21″ wide.
[4] Not available on 18″, 21″ or 39″ wide.
[5] Fluting both 6″ not available on 18″ or 21″ wide.
[6] Not available on 36″ wide.
[7] 18″ wide can only be recessed in the front, back, and/or one side only. 18″ deep can not be recessed in both the front and back.
[8] Only available on 34 1/2″ high. Not available on depths less than 21″. VLSOB only available on 24″ wide.
[9] Not available on depths less than 21″.

IH/RH availability charts starting on page G•40.
IW/RW availability charts starting on page G•46.

VANITY SINK BASE with FALSE PANEL, 32″ or 34 1/2″ HIGH, 18″ or 21″ DEEP (cont'd)

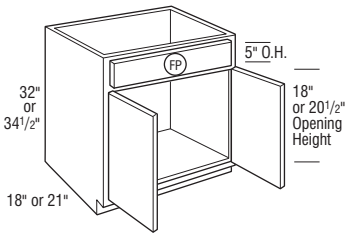

	Cubic Feet	1		2		3		4		5		6		7	
VSB243218	9.7	1452		1520		1557		1645		1755		1919		2083	
VSB273218	10.9	1580		1658		1719		1807		1915		2097		2279	
VSB303218	12.0	1609		1688		1747		1851		1942		2123		2304	
VSB333218	13.2	1662		1744		1806		1901		2000		2186		2372	
VSB363218	14.3	1710		1795		1856		1952		2068		2265		2462	
VSB393218	15.5	1749		1835		1901		2004		2110		2309		2508	
VSB243221	11.6	1452		1520		1557		1645		1755		1919		2083	
VSB273221	13.0	1580		1658		1719		1807		1915		2097		2279	
VSB303221	14.4	1609		1688		1747		1851		1942		2123		2304	
VSB333221	15.7	1662		1744		1806		1901		2000		2186		2372	
VSB363221	17.1	1710		1795		1856		1952		2068		2265		2462	
VSB393221	18.5	1749		1835		1901		2004		2110		2309		2508	
VSB243418	10.4	1517		1591		1628		1720		1835		2009		2183	
VSB273418	11.7	1652		1733		1796		1890		2001		2192		2383	
VSB303418	12.9	1682		1769		1827		1934		2030		2220		2410	
VSB333418	14.2	1738		1823		1888		1988		2091		2283		2475	
VSB363418	15.4	1786		1876		1944		2043		2163		2367		2571	
VSB393418	16.6	1829		1920		1988		2097		2208		2412		2616	
VSB243421	12.5	1517		1591		1628		1720		1835		2009		2183	
VSB273421	14.0	1652		1733		1796		1890		2001		2192		2383	
VSB303421	15.4	1682		1769		1827		1934		2030		2220		2410	
VSB333421	16.9	1738		1823		1888		1988		2091		2283		2475	
VSB363421	18.4	1786		1876		1944		2043		2163		2367		2571	
VSB393421	19.8	1829		1920		1988		2097		2208		2412		2616	

Notes below apply to all products in section above:

- Touch-up kit (TUK) and Owner's Guide included.
- Increased Depths available in 1/4″ increments from 21 1/4″ to 30″.
- Reduced Depths available in 1/4″ increments from 6″ to 20 3/4″.

(FP) **False Panel**

Door & Drawer Options

CC	CG	GAMD	HC	IFHG	MC	MD	MFO	PRMD	SGLPN	SHMD	SPLITDR[1]	SPLITDRWS[2]	TCG	TCP
	✓	✓		✓		✓		✓		✓	✓	✓		

End Panel Options

AUTH	CSFPE	EXBK	EXDN	FFD	FL/FR	FPE	INTGE	IPE
✓	✓	✓		✓	✓	✓	✓	✓

Custom Modification Options

ADD_SHLF	ADDTK	ADRW	BVR	CBO	CCO	CFNTO	CFP	CFRMO	CLIP	CMAT[3]	CND	CSDGBK	DRWTK[4]	EX	EX_OL	FD	FLUT[5]	FTK	ID	IH	INVFRM	IW[6]
				✓	✓	✓		✓	✓	✓	✓	✓	✓	✓	✓		✓	✓	✓			✓

MIP	OBRB	PFINBTMB	RD	REC	RECTK	RECTK_6[7]	RECTKFRT6	RH	ROSFLUT	RT	SBCADDY	SBCADDYSM	SCPDRW	TBN	TD	TKP	TVR	UDBX	URT[4]	VLSO[8]	VTK	VWB[9]	WS	WTR
✓	✓		✓			✓	✓		✓	✓	✓	✓			✓		✓		✓	✓	✓	✓	✓	✓

[1] Not available on 18″-24″ (1 door) wide.
[2] Not available on 18″-24″ (1 door and 2 doors) wide.
[3] Not available on 18″ or 21″ wide.
[4] Not available on 18″, 21″ or 39″ wide.
[5] Fluting both 6″ not available on 18″ or 21″ wide.
[6] Not available on 36″ wide.
[7] 18″ deep can not be recessed in both the front and back.
[8] Only available on 34 1/2″ high. Not available on depths less than 21″.
[9] Not available on depths less than 21″.

Vanity Sink Base Cabinets

VANITY SINK BASE with FALSE PANEL, 32″ or 34 1/2″ HIGH, 18″ or 21″ DEEP

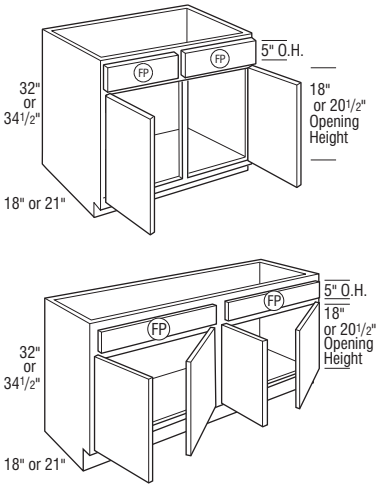

	Cubic Feet	1		2		3		4		5		6		7	
VSB423218	16.6	1796		1881		1951		2058		2152		2351		2550	
VSB453218	17.8	1881		1979		2048		2160		2270		2476		2682	
VSB483218CS	19.0	1976		2070		2145		2265		2385		2603		2821	
VSB423221	19.8	1796		1881		1951		2058		2152		2351		2550	
VSB453221	21.2	1881		1979		2048		2160		2270		2476		2682	
VSB483221CS	22.6	1976		2070		2145		2265		2385		2603		2821	
VSB423418	17.9	1877		1970		2040		2152		2250		2458		2666	
VSB453418	19.1	1970		2068		2139		2261		2373		2590		2807	
VSB483418CS	20.4	2064		2165		2243		2367		2492		2721		2950	
VSB423421	21.3	1877		1970		2040		2152		2250		2458		2666	
VSB453421	22.8	1970		2068		2139		2261		2373		2590		2807	
VSB483421CS	24.2	2064		2165		2243		2367		2492		2721		2950	
VSB483218	19.0	2174		2277		2360		2492		2624		2863		3102	
VSB483221	22.6	2174		2277		2360		2492		2624		2863		3102	
VSB483418	20.4	2126		2230		2310		2438		2567		2803		3039	
VSB483421	24.2	2126		2230		2310		2438		2567		2803		3039	

- Touch-up kit (TUK) and Owner's Guide included.
- Increased Depths available in 1/4″ increments from 21 1/4″ to 30″.
- Reduced Depths available in 1/4″ increments from 6″ to 20 3/4″.

(FP) **False Panel**

Door & Drawer Options

CC	CG	GAMD	HC	IFHG	MC	MD	MFO	PRMD	SGLPN	SHMD	SPLITDR[1]	SPLITDRWS[1]	TCG	TCP
	✓	✓		✓		✓		✓		✓	✓	✓		

End Panel Options

AUTH	CSFPE	EXBK	EXDN	FFD	FL/FR	FPE	INTGE	IPE
✓	✓	✓		✓	✓	✓	✓	✓

Custom Modification Options

ADD_SHLF	ADDTK	ADRW	BVR	CBO	CCO	CFNTO	CFP	CFRMO	CLIP	CMAT	CND	CSDGBK	DRWTK	EX	EX_OL	FD	FLUT	FTK	ID	IH	INVFRM	IW[1]
				✓	✓	✓		✓	✓		✓	✓		✓	✓		✓	✓	✓			✓

MIP	OBRB	PFINBTMB	RD	REC	RECTK	RECTK_6[2]	RECTKFRT6	RH	ROSFLUT	RT	SBCADDY	SBCADDYSM	SCPDRW	TBN	TD	TKP	TVR	UDBX	URT	VLSO[3]	VTK	VWB[4]	WS	WTR
✓	✓		✓			✓	✓		✓	✓	✓	✓			✓					✓	✓	✓	✓	✓

[1] Not available on 48″ wide.
[2] 18″ deep can not be recessed in both the front and back.
[3] Only available on 34 1/2″ high. Not available on depths less than 21″.
[4] Not available on depths less than 21″.

IH/RH availability charts starting on page G•40.
IW/RW availability charts starting on page G•46.

VANITY SINK BASE with FALSE PANEL, 32″ or 34 1/2″ HIGH, 18″ or 21″ DEEP

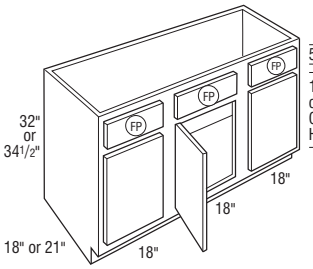

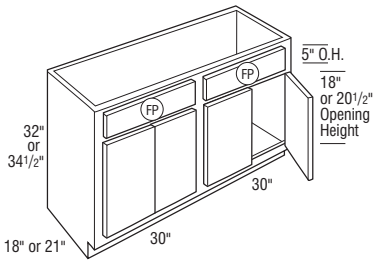

	Cubic Feet	1		2		3		4		5		6		7	
VSB543218	21.3	2864		3002		3114		3280		3457		3774		4091	
VSB543418	22.9	2994		3143		3255		3427		3619		3948		4277	
VSB543221	25.3	2864		3002		3114		3280		3457		3774		4091	
VSB543421	27.2	2994		3143		3255		3427		3619		3948		4277	

- Middle door will be hinged left unless specified otherwise.

VSB603218	23.6	2938		3083		3196		3369		3536		3866		4196	
VSB603418	25.4	3077		3227		3340		3522		3697		4041		4385	
VSB603221	28.0	2938		3083		3196		3369		3536		3866		4196	
VSB603421	30.1	3077		3227		3340		3522		3697		4041		4385	

Notes below apply to all products in section above:

- Touch-up kit (TUK) and Owner's Guide included.
- All false drawer fronts.
- Increased Depths available in 1/4″ increments from 21 1/4″ to 30″.
- Reduced Depths available in 1/4″ increments from 6″ to 20 3/4″.

(FP) **False Panel**

Door & Drawer Options

CC	CG	GAMD	HC	IFHG	MC	MD	MFO	PRMD	SGLPN	SHMD	SPLITDR	SPLITDRWS	TCG	TCP
	✓	✓		✓		✓		✓		✓				

End Panel Options

AUTH	CSFPE	EXBK	EXDN	FFD	FL/FR	FPE	INTGE	IPE
✓	✓	✓		✓	✓	✓	✓	✓

Custom Modification Options

ADD_SHLF	ADDTK	ADRW	BVR	CBO	CCO	CFNTO	CFP	CFRMO	CLIP	CMAT[1]	CND	CSDGBK	DRWTK	EX	EX_OL	FD	FLUT	FTK	ID	IH	INVFRM	IW
				✓	✓	✓		✓	✓	✓	✓			✓	✓		✓	✓	✓			

MIP	OBRB	PFINBTMB	RD	REC	RECTK	RECTK_6[2]	RECTKFRT6	RH	ROSFLUT	RT	SBCADDY	SBCADDYSM	SCPDRW	TBN	TD	TKP	TVR	UDBX	URT	VLSO	VTK	VWB	WS	WTR
✓	✓		✓			✓	✓		✓	✓					✓						✓		✓	✓

[1] Not available on 54″ wide.
[2] 18″ deep can not be recessed in both the front and back.

VANITY SINK BASE with U-SHAPED ROLL TRAYS, 34 1/2″ HIGH, 21″ DEEP

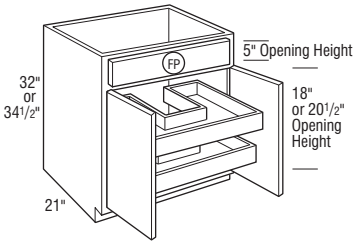

VSB303221U	14.1	2319		2398		2457		2561		2652		2833		3014	
VSB303421U	15.4	2392		2479		2537		2644		2740		2930		3120	

- Includes two wooden U-shaped Smart Stop roll trays.
- Touch-up kit (TUK) and Owner's Guide included.

(FP) **False Panel**

Door & Drawer Options

CC	CG	GAMD	HC	IFHG	MC	MD	MFO	PRMD	SGLPN	SHMD	SPLITDR	SPLITDRWS	TCG	TCP
	✓			✓		✓		✓			✓			

End Panel Options

AUTH	CSFPE	EXBK	EXDN	FFD	FL/FR	FPE	INTGE	IPE
✓	✓	✓		✓		✓	✓	✓

Custom Modification Options

ADD_SHLF	ADDTK	ADRW	BVR	CBO	CCO	CFNTO	CFP	CFRMO	CLIP	CMAT	CND	CSDGBK	DRWTK	EX	EX_OL	FD	FLUT	FTK	ID	IH	INVFRM	IW
				✓	✓	✓		✓			✓	✓	✓	✓	✓		✓	✓	✓			✓

MIP	OBRB	PFINBTMB	RD	REC	RECTK	RECTK_6	RECTKFRT6	RH	ROSFLUT	RT	SBCADDY	SBCADDYSM	SCPDRW	TBN	TD	TKP	TVR	UDBX	URT	VLSO	VTK	VWB	WS	WTR
✓	✓				✓	✓	✓		✓							✓	✓				✓		✓	✓

U-SHAPED DRAWER ON SELECT BATH BASE CABINETS

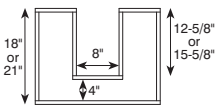

Vanity Sink Base Cabinets

VANITY SINK BASE SUPERCABINET™ with TILT-OUT TRAYS, 34 1/2″ HIGH, 21″ DEEP

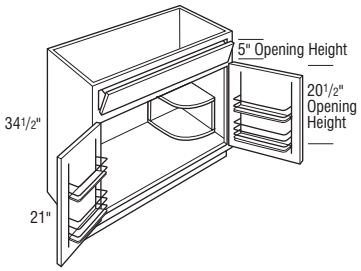

	Cubic Feet	1		2		3		4		5		6		7	
VSSB303421ST	15.4	2599		2687		2747		2845		2957		3147		3337	
VSSB333421ST	16.9	2644		2727		2790		2896		3004		3197		3390	
VSSB363421ST	18.4	2695		2781		2842		2948		3062		3262		3462	

- Quarter Round Reversible Shelf for left or right applications included.
- Basket size on 36″ door is 14 1/2″ W x 20 1/2″ H x 3 1/2″ D.
- Basket size on 30″ and 33″ door is 11 1/2″ W x 20 1/2″ H x 3 1/2″ D.
- Touch-up kit (TUK) and Owner's Guide included.
- Door includes a two-tiered non-adjustable chrome rack with wood bottoms.
- Increased Depths available in 1/4″ increments from 21 1/4″ to 30″.
- Not available on Inset and Beaded Inset styles.
- One drawer front with one 1 11/16″ deep stainless steel Tilt-out Tray attached.

Door & Drawer Options

CC	CG	GAMD	HC	IFHG	MC	MD	MFO	PRMD	SGLPN	SHMD	SPLITDR	SPLITDRWS	TCG	TCP

End Panel Options

AUTH	CSFPE	EXBK	EXDN	FFD	FL/FR	FPE	INTGE	IPE
✓	✓	✓		✓		✓	✓	

Custom Modification Options

ADD_SHLF	ADDTK	ADRW	BVR	CBO	CCO	CFNTO	CFP	CFRMO	CLIP[1]	CMAT	CND	CSDGBK	DRWTK	EX	EX_OL	FD	FLUT[2]	FTK	ID	IH[3]	INVFRM	IW
				✓					✓		✓	✓	✓	✓	✓		✓	✓	✓	✓		

MIP	OBRB	PFINBTMB	RD	REC	RECTK	RECTK_6	RECTKFRT6	RH	ROSFLUT	RT	SBCADDY	SBCADDYSM	SCPDRW	TBN	TD	TKP	TVR	UDBX	URT	VLSO	VTK	VWB	WS[4]	WTR
✓	✓				✓				✓							✓	✓				✓		✓	✓

[1] Not available on 30″ wide.
[2] 6" fluting not available on 36″ wide.
[3] Only available on 36″ wide.
[4] Not available on 30″ wide or WSR1.5 and WSL1.5.

IH/RH availability charts starting on page G•40.
IW/RW availability charts starting on page G•46.

VANITY SINK DRAWER BASE, 32″ or 34 1/2″ HIGH, 18″ or 21″ DEEP

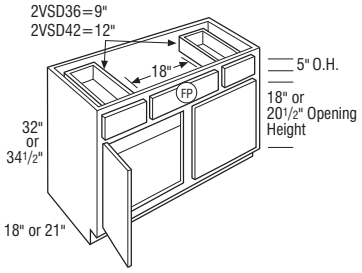

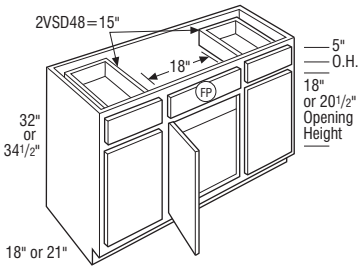

	Cubic Feet	1	2	3	4	5	6	7
2VSD363218†	14.3	1951	2043	2110	2227	2362	2581	2800
2VSD423218	16.6	2180	2283	2367	2500	2629	2868	3107
2VSD363221†	17.1	1951	2043	2110	2227	2362	2581	2800
2VSD423221	19.8	2180	2283	2367	2500	2629	2868	3107
2VSD363418†	15.4	2040	2134	2208	2330	2470	2701	2932
2VSD423418	17.9	2277	2388	2473	2614	2752	2999	3246
2VSD363421†	18.4	2040	2134	2208	2330	2470	2701	2932
2VSD423421	21.3	2277	2388	2473	2614	2752	2999	3246
†Butt doors standard.								
2VSD483221 L or R	22.6	2724	2856	2952	3117	3293	3599	3905
2VSD483421 L or R	24.2	2848	2990	3088	3259	3442	3765	4088
• Middle door will be hinged left unless specified otherwise.								
2VSD543218FP	21.3	2839	2978	3088	3258	3423	3736	4049
2VSD603218FP	23.6	3120	3272	3393	3580	3762	4106	4450
2VSD543418FP	22.9	2967	3114	3232	3405	3580	3908	4236
2VSD603418FP	25.4	3260	3422	3552	3742	3934	4295	4656
2VSD543221FP	25.3	2993	3139	3244	3425	3619	3955	4291
2VSD603221FP	28.0	3120	3272	3393	3580	3762	4106	4450
2VSD543421FP	27.2	3130	3286	3393	3581	3782	4137	4492
2VSD603421FP	30.1	3260	3422	3552	3742	3934	4295	4656

Notes below apply to all products in section above:

- Touch-up kit (TUK) and Owner's Guide included.
- Two drawers, one false drawer front, center doors butt doors.
- Increased Depths available in 1/4″ increments from 21 1/4″ to 24″.
- Reduced Depths available in 1/4″ increments from 12″ to 20 3/4″.

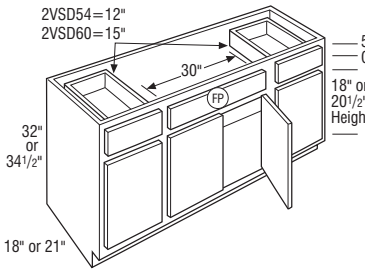

(FP) **False Panel**

Door & Drawer Options

CC	CG	GAMD	HC	IFHG	MC	MD	MFO	PRMD	SGLPN	SHMD	SPLITDR[1]	SPLITDRWS	TCG	TCP
	✓	✓		✓		✓		✓		✓	✓			

End Panel Options

AUTH	CSFPE	EXBK	EXDN	FFD	FL/FR	FPE	INTGE	IPE
✓	✓	✓		✓	✓	✓	✓	✓

Custom Modification Options

ADD_SHLF	ADDTK	ADRW	BVR	CBO	CCO	CFNTO	CFP	CFRMO	CLIP	CMAT[2]	CND	CSDGBK[3]	DRWTK[1]	EX	EX_OL	FD	FLUT[4]	FTK	ID	IH	INVFRM	IW
				✓	✓	✓	✓	✓		✓	✓	✓	✓	✓	✓		✓	✓	✓			

MIP	OBRB	PFINBTMB	RD	REC	RECTK	RECTK_6[5]	RECTKFRT6	RH	ROSFLUT	RT	SBCADDY[6]	SBCADDYSM[6]	SCPDRW	TBN	TD[6]	TKP	TVR[1]	UDBX	URT	VLSO[7]	VTK	VWB[8]	WS[9]	WTR
✓	✓		✓	✓	✓	✓	✓		✓	✓	✓	✓			✓	✓	✓			✓	✓	✓	✓	✓

[1] Only available on 36″ wide.
[2] Only available on 36″ and 60″ wide.
[3] Not available on 54″ or 60″ wide.
[4] Not available with 6″ fluting.
[5] 18″ deep can not be recessed in both the front and back.
[6] Only available on 36″ and 42″ wide.
[7] Only available on 34 1/2" high. Not available on depths less than 21″. Not available with 2VSD483421 L or R. 54″ wide not available with VLSOB.
[8] Not available on depths less than 21″.
[9] Not available on 36″ wide. Wide stile both 1.5″ also not available on 42″ wide.

Vanity Sink Drawer Base Cabinets

VANITY SINK and TWO DRAWER BASE with EXTENDED STILES, 32″ or 34 1/2″ HIGH, 18″ or 21″ DEEP

	Cubic Feet	1	2	3	4	5	6	7
2VSD57/603218FP	23.6	3120	3272	3393	3580	3762	4106	4450
2VSD57/603418FP	25.4	3260	3422	3552	3742	3934	4295	4656
2VSD57/603221FP	28.0	3120	3272	3393	3580	3762	4106	4450
2VSD57/603421FP	30.1	3260	3422	3552	3742	3934	4295	4656

- Stiles may be trimmed 1 1/2″ per side.
- Touch-up kit (TUK) and Owner's Guide included.
- Two drawers, one false drawer front, center doors butt doors.
- Increased Depths available in 1/4″ increments from 21 1/4″ to 24″.
- Reduced Depths available in 1/4″ increments from 12″ to 20 3/4″.

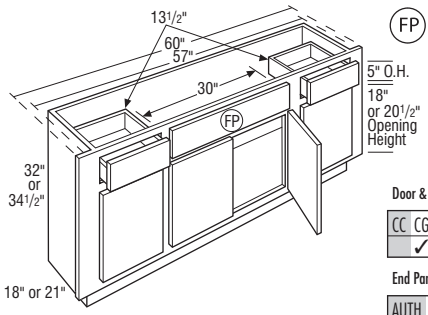

(FP) **False Panel**

Door & Drawer Options

CC	CG	GAMD	HC	IFHG	MC	MD	MFO	PRMD	SGLPN	SHMD	SPLITDR	SPLITDRWS	TCG	TCP
	✓			✓		✓		✓						

End Panel Options

AUTH	CSFPE	EXBK	EXDN	FFD	FL/FR	FPE	INTGE	IPE
		✓						✓

Custom Modification Options

ADD_SHLF	ADDTK	ADRW	BVR	CBO	CCO	CFNTO	CFP	CFRMO	CLIP	CMAT	CND	CSDGBK	DRWTK	EX	EX_OL	FD	FLUT	FTK	ID	IH	INVFRM	IW
				✓	✓	✓	✓	✓			✓							✓	✓			

MIP	OBRB	PFINBTMB	RD	REC	RECTK	RECTK_6[1]	RECTKFRT6	RH	ROSFLUT	RT	SBCADDY	SBCADDYSM	SCPDRW	TBN	TD	TKP	TVR	UDBX	URT	VLSO	VTK	VWB	WS	WTR
✓	✓		✓		✓	✓	✓		✓	✓						✓					✓			✓

[1] 18″ deep can not be recessed in both the front and back.

IH/RH availability charts starting on page G•40.
IW/RW availability charts starting on page G•46.

VANITY SINK DRAWER BASE with FALSE PANEL, 32″ HIGH, 18″ or 21″ DEEP

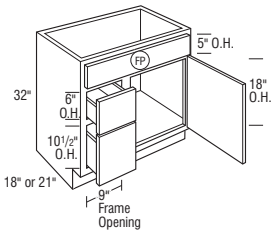

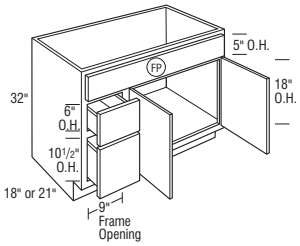

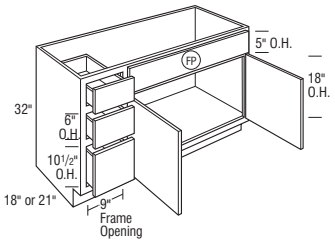

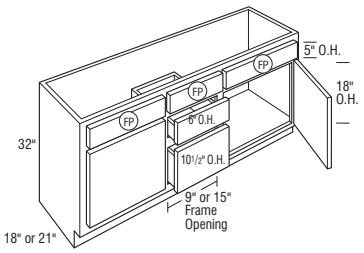

	Cubic Feet	1	2	3	4	5	6	7
VSD243218FP DL or DR	10.2	2101	2202	2277	2400	2535	2769	3003
VSD273218FP DL or DR	11.4	2183	2287	2366	2493	2634	2876	3118
VSD303218FP DL or DR	12.6	2265	2373	2454	2587	2733	2984	3235
VSD333218FP DL or DR	13.8	2442	2559	2646	2789	2947	3218	3489
VSD243221FP DL or DR	11.8	2101	2202	2277	2400	2535	2769	3003
VSD273221FP DL or DR	13.1	2183	2287	2366	2493	2634	2876	3118
VSD303221FP DL or DR	14.5	2265	2373	2454	2587	2733	2984	3235
VSD333221FP DL or DR	15.8	2442	2559	2646	2789	2947	3218	3489

- Door hinges on opposite side of drawer stack.
- DL or DR indicates drawer location.

VSD363218FP DL or DR	15.0	2617	2743	2837	2990	3159	3449	3739
VSD363221FP DL or DR	17.2	2617	2743	2837	2990	3159	3449	3739

- DL or DR indicates drawer location.

VSD423218FP DL or DR	17.3	2843	2980	3082	3248	3432	3747	4062
VSD453218FP DL or DR	18.5	2906	3045	3149	3319	3507	3829	4151
VSD483218FP DL or DR	19.7	2966	3108	3215	3388	3580	3909	4238
VSD423221FP DL or DR	19.9	2843	2980	3082	3248	3432	3747	4062
VSD453221FP DL or DR	21.3	2906	3045	3149	3319	3507	3829	4151
VSD483221FP DL or DR	22.6	2966	3108	3215	3388	3580	3909	4238

- DL or DR indicates drawer location.

VSD543218FP	22.0	3140	3290	3403	3586	3789	4137	4485
VSD603218FP	24.4	3313	3472	3591	3784	3998	4366	4734
VSD543221FP	25.3	3140	3290	3403	3586	3789	4137	4485
VSD603221FP	28.1	3313	3472	3591	3784	3998	4366	4734

- Door hinges on opposite side of drawer stack.

Notes below apply to all products in section above:

- Touch-up kit (TUK) and Owner's Guide included.
- Increased Depths available in 1/4″ increments from 21 1/4″ to 24″.
- Reduced Depths available in 1/4″ increments from 12″ to 20 3/4″.

(FP) **False Panel**

Door & Drawer Options

CC	CG	GAMD	HC	IFHG	MC	MD	MFO	PRMD	SGLPN	SHMD	SPLITDR	SPLITDRWS	TCG	TCP
	✓			✓		✓		✓						

End Panel Options

AUTH	CSFPE	EXBK	EXDN	FFD	FL/FR	FPE	INTGE	IPE
✓	✓	✓		✓		✓	✓	✓

Custom Modification Options

ADD_SHLF	ADDTK	ADRW	BVR	CBO	CCO	CFNTO	CFP	CFRMO	CLIP	CMAT	CND	CSDGBK	DRWTK	EX	EX_OL	FD	FLUT[1]	FTK	ID[2]	IH	INVFRM	IW
				✓	✓	✓		✓	✓		✓	✓	✓	✓	✓		✓	✓	✓			

MIP	OBRB	PFINBTMB	RD	REC	RECTK	RECTK_6	RECTKFRT6	RH	ROSFLUT[3]	RT	SBCADDY	SBCADDYSM	SCPDRW	TBN	TD	TKP	TVR	UDBX	URT	VLSO	VTK	VWB	WS[4]	WTR
✓	✓		✓		✓				✓	✓	✓	✓			✓						✓		✓	✓

[1] Not available with fluting both or 6″ fluting.
[2] Not available on 18″ deep.
[3] Not available on 24″ wide. Not available with 6″ fluting or fluting both.
[4] Not available on wide stile 3″ or wide stile both.

Vanity Sink Drawer Base Cabinets

VANITY SINK DRAWER BASE with FALSE PANEL, 34 1/2″ HIGH, 18″ or 21″ DEEP

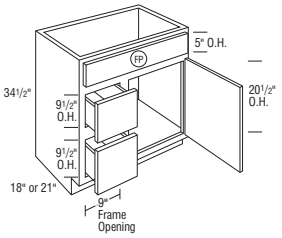

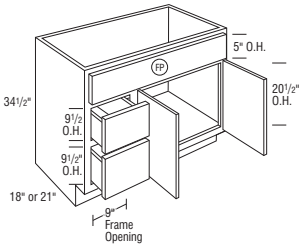

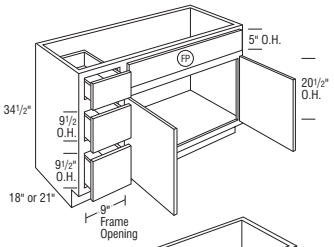

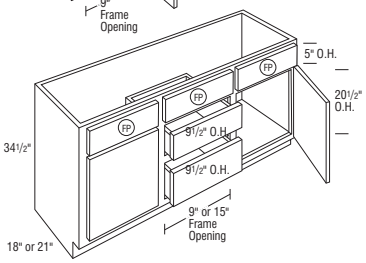

	Cubic Feet	1	2	3	4	5	6	7
VSD243418FP DL or DR	11.0	2374	2488	2573	2711	2865	3128	3391
VSD273418FP DL or DR	12.3	2471	2590	2678	2823	2982	3257	3532
VSD303418FP DL or DR	13.5	2567	2690	2782	2932	3098	3382	3666
VSD333418FP DL or DR	14.8	2767	2900	2999	3161	3340	3647	3954
VSD243421FP DL or DR	12.6	2374	2488	2573	2711	2865	3128	3391
VSD273421FP DL or DR	14.1	2471	2590	2678	2823	2982	3257	3532
VSD303421FP DL or DR	15.5	2567	2690	2782	2932	3098	3382	3666
VSD333421FP DL or DR	17.0	2767	2900	2999	3161	3340	3647	3954

- Door hinges on opposite side of drawer stack.
- DL or DR indicates drawer location.

VSD363418FP DL or DR	16.1	2968	3110	3217	3390	3582	3911	4240
VSD363421FP DL or DR	18.5	2968	3110	3217	3390	3582	3911	4240

- DL or DR indicates drawer location.

VSD423418FP DL or DR	21.4	3204	3358	3472	3660	3867	4222	4577
VSD453418FP DL or DR	22.8	3278	3435	3553	3744	3956	4320	4684
VSD483418FP DL or DR	24.3	3352	3513	3633	3829	4045	4417	4789
VSD423421FP DL or DR	18.6	3204	3358	3472	3660	3867	4222	4577
VSD453421FP DL or DR	19.9	3278	3435	3553	3744	3956	4320	4684
VSD483421FP DL or DR	21.1	3352	3513	3633	3829	4045	4417	4789

- DL or DR indicates drawer location.

VSD543418FP	27.2	3560	3731	3859	4067	4297	4692	5087
VSD603418FP	30.1	3767	3948	4083	4303	4546	4964	5382
VSD543421FP	23.7	3560	3731	3859	4067	4297	4692	5087
VSD603421FP	26.2	3767	3948	4083	4303	4546	4964	5382

- Door hinges on opposite side of drawer stack.

Notes below apply to all products in section above:

- Touch-up kit (TUK) and Owner's Guide included.
- Increased Depths available in 1/4″ increments from 21 1/4″ to 24″.
- Reduced Depths available in 1/4″ increments from 12″ to 20 3/4″.

(FP) **False Panel**

Door & Drawer Options

CC	CG	GAMD	HC	IFHG	MC	MD	MFO	PRMD	SGLPN	SHMD	SPLITDR	SPLITDRWS	TCG	TCP
	✓			✓		✓		✓						

End Panel Options

AUTH	CSFPE	EXBK	EXDN	FFD	FL/FR	FPE	INTGE	IPE
✓	✓	✓		✓		✓	✓	✓

Custom Modification Options

ADD_SHLF	ADDTK	ADRW	BVR	CBO	CCO	CFNTO	CFP	CFRMO	CLIP	CMAT	CND	CSDGBK	DRWTK	EX	EX_OL	FD	FLUT[1]	FTK	ID[2]	IH	INVFRM	IW
				✓	✓	✓		✓	✓		✓	✓	✓	✓	✓		✓	✓	✓			

MIP	OBRB	PFINBTMB	RD	REC	RECTK	RECTK_6	RECTKFRT6	RH	ROSFLUT[1]	RT	SBCADDY	SBCADDYSM	SCPDRW	TBN	TD	TKP	TVR	UDBX	URT	VLSO	VTK	VWB	WS[3]	WTR
✓	✓		✓		✓				✓	✓	✓	✓			✓						✓		✓	✓

[1] Not available with fluting both or 6″ fluting.
[2] Not available on 18″ deep.
[3] Not available on wide stile 3″ or wide stile both.

IH/RH availability charts starting on page G•40.
IW/RW availability charts starting on page G•46.

VANITY SINK DRAWER BASE with THREE DRAWERS and FALSE PANEL, 32″ HIGH, 18″ or 21″ DEEP

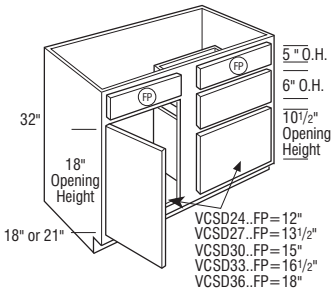

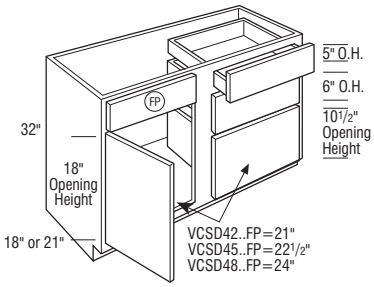

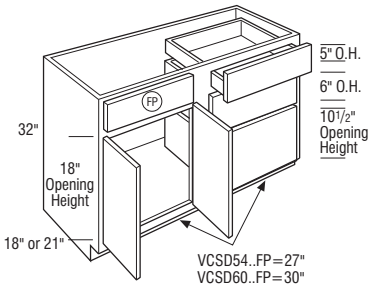

	Cubic Feet	1	2	3	4	5	6	7
VCSD243218FP DL or DR	9.7	1578	1653	1714	1806	1910	2085	2260
VCSD273218FP DL or DR	10.9	1653	1731	1822	1923	2037	2218	2399
VCSD303218FP DL or DR	12.0	1733	1815	1877	1983	2102	2287	2472
VCSD333218FP DL or DR	13.2	1694	1773	1867	1971	2086	2273	2460
VCSD363218FP DL or DR	14.3	1893	1983	2052	2169	2296	2510	2724
VCSD243221FP DL or DR	11.6	1578	1653	1714	1806	1910	2085	2260
VCSD273221FP DL or DR	13.0	1653	1731	1822	1923	2037	2218	2399
VCSD303221FP DL or DR	14.4	1733	1815	1877	1983	2102	2287	2472
VCSD333221FP DL or DR	15.7	1694	1773	1867	1971	2086	2273	2460
VCSD363221FP DL or DR	17.1	1893	1983	2052	2169	2296	2510	2724
VCSD423218FP DL or DR	16.6	2305	2416	2510	2645	2784	3046	3308
VCSD453218FP DL or DR	17.8	2385	2497	2629	2775	2940	3200	3460
VCSD483218FP DL or DR	19.0	2470	2587	2685	2831	2979	3259	3539
VCSD423221FP DL or DR	19.8	2305	2416	2510	2645	2784	3046	3308
VCSD453221FP DL or DR	21.2	2385	2497	2629	2775	2940	3200	3460
VCSD483221FP DL or DR	22.6	2470	2587	2685	2831	2979	3259	3539
VCSD543218FP DL or DR	21.3	2895	3030	3191	3368	3568	3885	4202
VCSD603218FP DL or DR	23.6	3064	3206	3378	3564	3774	4109	4444
VCSD543221FP DL or DR	25.3	2895	3030	3191	3368	3568	3885	4202
VCSD603221FP DL or DR	28.0	3064	3206	3378	3564	3774	4109	4444

Notes below apply to all products in section above:

- DL or DR indicates drawer location.
- Touch-up kit (TUK) and Owner's Guide included.
- Increased Depths available in 1/4″ increments from 21 1/4″ to 24″.
- Reduced Depths available in 1/4″ increments from 12″ to 20 3/4″.

(FP) **False Panel**

Door & Drawer Options

CC	CG	GAMD	HC	IFHG	MC	MD	MFO	PRMD	SGLPN	SHMD	SPLITDR	SPLITDRWS	TCG	TCP
	✓	✓		✓		✓		✓		✓				

End Panel Options

AUTH	CSFPE	EXBK	EXDN	FFD	FL/FR	FPE	INTGE	IPE
✓	✓	✓		✓	✓	✓	✓	✓

Custom Modification Options

ADD_SHLF	ADDTK	ADRW	BVR	CBO	CCO	CFNTO	CFP[1]	CFRMO	CLIP	CMAT[2]	CND	CSDGBK	DRWTK[3]	EX	EX_OL	FD	FLUT[4]	FTK	ID	IH	INVFRM	IW
				✓	✓	✓	✓	✓		✓	✓	✓	✓	✓	✓		✓	✓	✓			

MIP	OBRB	PFINBTMB	RD	REC	RECTK	RECTK_6[5]	RECTKFRT6	RH	ROSFLUT	RT	SBCADDY	SBCADDYSM	SCPDRW[1]	TBN	TD	TKP	TVR	UDBX	URT	VLSO	VTK	VWB[6]	WS[7]	WTR
✓	✓		✓		✓	✓	✓		✓	✓	✓	✓	✓		✓	✓					✓	✓	✓	✓

[1] Only available on 42″-60″ wide.
[2] Only available on 48″ (1 door and 2 doors)-60″ wide.
[3] Only available on 24″-36″ wide.
[4] Not available with 6″ fluting.
[5] 18″ deep can not be recessed in both the front and back.
[6] Not available on depths less than 21″.
[7] Not available on 24″ wide.

Vanity Sink Drawer Base Cabinets

VANITY SINK DRAWER BASE with THREE DRAWERS and FALSE PANEL, 34 1/2″ HIGH, 18″ or 21″ DEEP

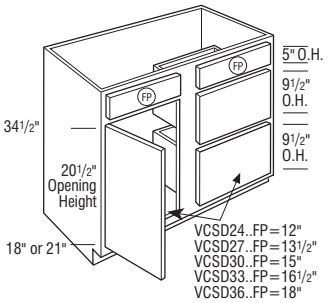

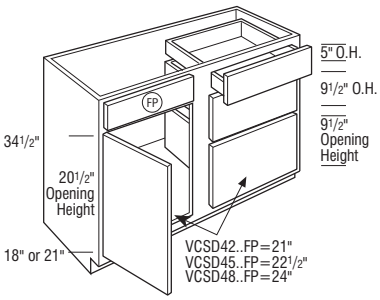

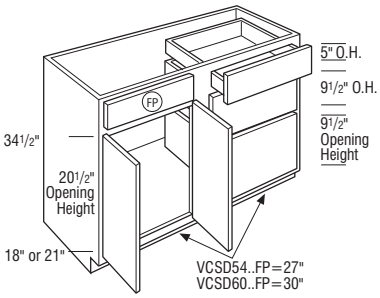

	Cubic Feet	1	2	3	4	5	6	7
VCSD243418FP DL or DR	10.4	1651	1731	1794	1888	1997	2182	2367
VCSD273418FP DL or DR	11.7	1731	1811	1908	2013	2131	2321	2511
VCSD303418FP DL or DR	12.9	1815	1897	1963	2073	2196	2391	2586
VCSD333418FP DL or DR	14.2	1892	1979	2085	2202	2330	2538	2746
VCSD363418FP DL or DR	15.4	1982	2073	2145	2270	2400	2620	2840
VCSD243421FP DL or DR	12.5	1651	1731	1794	1888	1997	2182	2367
VCSD273421FP DL or DR	14.0	1731	1811	1908	2013	2131	2321	2511
VCSD303421FP DL or DR	15.4	1815	1897	1963	2073	2196	2391	2586
VCSD333421FP DL or DR	16.9	1892	1979	2085	2202	2330	2538	2746
VCSD363421FP DL or DR	18.4	1982	2073	2145	2270	2400	2620	2840
VCSD423418FP DL or DR	17.9	2409	2526	2620	2765	2908	3185	3462
VCSD453418FP DL or DR	19.1	2495	2613	2752	2903	3075	3349	3623
VCSD483418FP DL or DR	20.4	2582	2710	2805	2962	3117	3409	3701
VCSD423421FP DL or DR	21.3	2409	2526	2620	2765	2908	3185	3462
VCSD453421FP DL or DR	22.8	2495	2613	2752	2903	3075	3349	3623
VCSD483421FP DL or DR	24.2	2582	2710	2805	2962	3117	3409	3701
VCSD543418FP DL or DR	22.9	2761	2888	3043	3212	3400	3703	4006
VCSD603418FP DL or DR	25.4	3181	3328	3506	3699	3919	4267	4615
VCSD543421FP DL or DR	27.2	2761	2888	3043	3212	3400	3703	4006
VCSD603421FP DL or DR	30.1	3181	3328	3506	3699	3919	4267	4615

Notes below apply to all products in section above:

- DL or DR indicates drawer location.
- Touch-up kit (TUK) and Owner's Guide included.
- Increased Depths available in 1/4″ increments from 21 1/4″ to 24″.
- Reduced Depths available in 1/4″ increments from 12″ to 20 3/4″.

(FP) **False Panel**

Door & Drawer Options

CC	CG	GAMD	HC	IFHG	MC	MD	MFO	PRMD	SGLPN	SHMD	SPLITDR	SPLITDRWS	TCG	TCP
	✓	✓		✓		✓		✓		✓				

End Panel Options

AUTH	CSFPE	EXBK	EXDN	FFD	FL/FR	FPE	INTGE	IPE
✓	✓	✓		✓	✓	✓	✓	✓

Custom Modification Options

ADD_SHLF	ADDTK	ADRW	BVR	CBO	CCO	CFNTO	CFP[1]	CFRMO	CLIP	CMAT[2]	CND	CSDGBK	DRWTK[3]	EX	EX_OL	FD	FLUT[4]	FTK	ID	IH	INVFRM	IW
				✓	✓	✓	✓	✓		✓	✓	✓	✓	✓	✓		✓	✓	✓			

MIP	OBRB	PFINBTMB	RD	REC	RECTK	RECTK_6[5]	RECTKFRT6	RH	ROSFLUT	RT	SBCADDY	SBCADDYSM	SCPDRW[1]	TBN	TD	TKP	TVR	UDBX	URT	VLSO[6]	VTK	VWB[7]	WS[8]	WTR
✓	✓		✓		✓	✓	✓		✓	✓	✓	✓	✓		✓	✓				✓	✓	✓	✓	✓

[1] Only available on 42″-60″ wide.
[2] Only available on 48″ (1 door and 2 doors)-60″ wide.
[3] Only available on 24″-36″ wide.
[4] Not available with 6″ fluting.
[5] 18″ deep can not be recessed in both the front and back.
[6] Not available on depths less than 21". VLSOB not available on 24″-45″ wide. 24″-27″ wide not available.
[7] Not available on depths less than 21″.
[8] Not available on 24″ wide.

IH/RH availability charts starting on page G•40.
IW/RW availability charts starting on page G•46.

VANITY SINK BASE with THREE DRAWERS, 32″ HIGH, 18″ or 21″ DEEP

	Cubic Feet	1	2	3	4	5	6	7
VS3D543218	22.0	3529	3699	3825	4032	4260	4651	5042
VS3D603218	24.4	3703	3880	4013	4230	4469	4880	5291
VS3D543221	25.3	3529	3699	3825	4032	4260	4651	5042
VS3D603221	28.1	3703	3880	4013	4230	4469	4880	5291

Notes below apply to all products in section above:

- Door hinges on opposite side of drawer stack.
- Touch-up kit (TUK) and Owner's Guide included.
- Increased Depths available in 1/4″ increments from 21 1/4″ to 24″.
- Reduced Depths available in 1/4″ increments from 12″ to 20 3/4″.

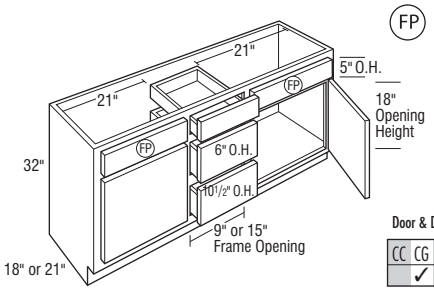

(FP) **False Panel**

Door & Drawer Options

CC	CG	GAMD	HC	IFHG	MC	MD	MFO	PRMD	SGLPN	SHMD	SPLITDR	SPLITDRWS	TCG	TCP
	✓			✓		✓		✓						

End Panel Options

AUTH	CSFPE	EXBK	EXDN	FFD	FL/FR	FPE	INTGE	IPE
✓	✓	✓		✓		✓	✓	✓

Custom Modification Options

ADD_SHLF	ADDTK	ADRW	BVR	CBO	CCO	CFNTO	CFP	CFRMO	CLIP	CMAT	CND	CSDGBK	DRWTK	EX	EX_OL	FD	FLUT[1]	FTK	ID[2]	IH	INVFRM	IW
				✓	✓	✓		✓	✓		✓	✓	✓	✓	✓		✓	✓	✓			

MIP	OBRB	PFINBTMB	RD	REC	RECTK	RECTK_6	RECTKFRT6	RH	ROSFLUT[1]	RT	SBCADDY	SBCADDYSM	SCPDRW	TBN	TD	TKP	TVR	UDBX	URT	VLSO	VTK	VWB	WS[3]	WTR
✓	✓		✓		✓				✓	✓	✓	✓			✓						✓		✓	✓

[1] Not available with fluting both or 6″ fluting.
[2] Not available on 18″ deep.
[3] Only available with wide stile 1.5″.

VANITY SINK BASE with THREE DRAWERS, 34 1/2″ HIGH, 18″ or 21″ DEEP

VS3D543418	23.7	3950	4140	4281	4512	4768	5206	5644
VS3D603418	25.8	4157	4356	4505	4748	5017	5478	5939
VS3D543421	27.2	3950	4140	4281	4512	4768	5206	5644
VS3D603421	30.1	4157	4356	4505	4748	5017	5478	5939

Notes below apply to all products in section above:

- Door hinges on opposite side of drawer stack.
- Touch-up kit (TUK) and Owner's Guide included.
- Increased Depths available in 1/4″ increments from 21 1/4″ to 24″.
- Reduced Depths available in 1/4″ increments from 12″ to 20 3/4″.

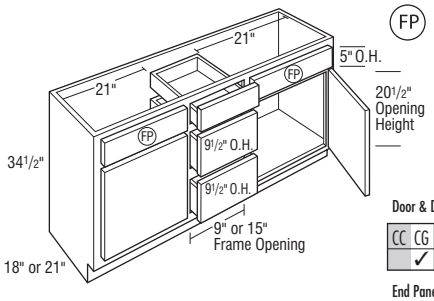

(FP) **False Panel**

Door & Drawer Options

CC	CG	GAMD	HC	IFHG	MC	MD	MFO	PRMD	SGLPN	SHMD	SPLITDR	SPLITDRWS	TCG	TCP
	✓			✓		✓		✓						

End Panel Options

AUTH	CSFPE	EXBK	EXDN	FFD	FL/FR	FPE	INTGE	IPE
✓	✓	✓		✓		✓	✓	✓

Custom Modification Options

ADD_SHLF	ADDTK	ADRW	BVR	CBO	CCO	CFNTO	CFP	CFRMO	CLIP	CMAT	CND	CSDGBK	DRWTK	EX	EX_OL	FD	FLUT[1]	FTK	ID[2]	IH	INVFRM	IW
				✓	✓	✓		✓	✓		✓	✓	✓	✓	✓		✓	✓	✓			

MIP	OBRB	PFINBTMB	RD	REC	RECTK	RECTK_6[3]	RECTKFRT6	RH	ROSFLUT[1]	RT	SBCADDY	SBCADDYSM	SCPDRW	TBN	TD	TKP	TVR	UDBX	URT	VLSO	VTK	VWB	WS[4]	WTR
✓	✓		✓		✓	✓	✓		✓	✓	✓	✓			✓						✓		✓	✓

[1] Not available with fluting both or 6″ fluting.
[2] Not available on 18″ deep.
[3] 18″ deep can not be recessed in both the front and back.
[4] Only available with wide stile 1.5″.

Vanity Sink Drawer Base Cabinets

VANITY SINK DRAWER BASE with FOUR DRAWERS and FALSE PANEL, 32″ HIGH, 21″ DEEP

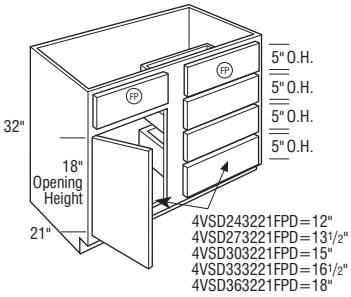

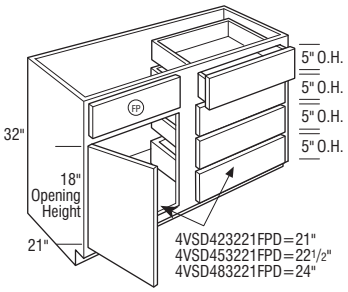

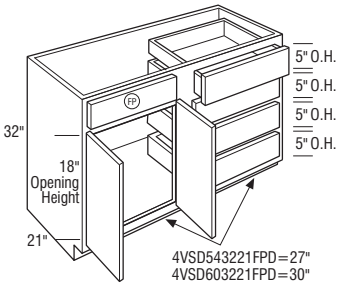

	Cubic Feet	1		2		3		4		5		6		7	
4VSD243221FPD L or R	11.6	1894		1983		2057		2166		2292		2503		2714	
4VSD273221FPD L or R	13.0	1983		2078		2186		2308		2444		2662		2880	
4VSD303221FPD L or R	14.4	2080		2177		2254		2380		2522		2745		2968	
4VSD333221FPD L or R	15.7	2032		2127		2240		2366		2505		2729		2953	
4VSD363221FPD L or R	17.1	2271		2380		2462		2603		2754		3011		3268	
4VSD423221FPD L or R	19.8	2767		2898		3011		3175		3341		3655		3969	
4VSD453221FPD L or R	21.2	2863		2995		3155		3330		3528		3841		4154	
4VSD483221FPD L or R	22.6	2965		3105		3223		3397		3576		3911		4246	
4VSD543221FPD L or R	25.3	3474		3636		3830		4041		4281		4661		5041	
4VSD603221FPD L or R	28.0	3677		3846		4053		4276		4530		4932		5334	

Notes below apply to all products in section above:

- Door will be hinged on the opposite side of the drawer stack unless specified otherwise.
- Touch-up kit (TUK) and Owner's Guide included.
- Increased Depths available in 1/4″ increments from 21 1/4″ to 24″.
- Reduced Depths available in 1/4″ increments from 12″ to 20 3/4″.

(FP) **False Panel**

Door & Drawer Options

CC	CG	GAMD	HC	IFHG	MC	MD	MFO	PRMD	SGLPN	SHMD	SPLITDR	SPLITDRWS	TCG	TCP
	✓	✓		✓		✓		✓		✓				

End Panel Options

AUTH	CSFPE	EXBK	EXDN	FFD	FL/FR	FPE	INTGE	IPE
✓	✓	✓		✓	✓	✓	✓	✓

Custom Modification Options

ADD_SHLF	ADDTK	ADRW	BVR	CBO	CCO	CFNTO	CFP[1]	CFRMO	CLIP[2]	CMAT[3]	CND	CSDGBK	DRWTK[4]	EX	EX_OL	FD	FLUT[5]	FTK	ID	IH	INVFRM	IW
				✓	✓	✓	✓	✓	✓	✓	✓	✓	✓	✓	✓		✓	✓	✓			

MIP	OBRB	PFINBTMB	RD	REC	RECTK	RECTK_6	RECTKFRT6	RH	ROSFLUT[6]	RT	SBCADDY	SBCADDYSM	SCPDRW[1]	TBN	TD	TKP	TVR	UDBX	URT	VLSO	VTK	VWB	WS	WTR
✓	✓		✓			✓	✓		✓	✓	✓	✓	✓			✓					✓	✓		✓

[1] Only available on 42″-60″ wide.
[2] Not available on 24″-27″ wide.
[3] Only available on 48″ (1 door and 2 doors)-60″ wide.
[4] Only available on 24″-36″ wide.
[5] Not available on 24″-27″ wide. 6″ fluting not available on 30″ wide.
[6] Not available on 24″-27″ wide.

IH/RH availability charts starting on page G•40.
IW/RW availability charts starting on page G•46.

VANITY SINK DRAWER BASE with FOUR DRAWERS and FALSE PANEL, 34 1/2″ HIGH, 21″ DEEP

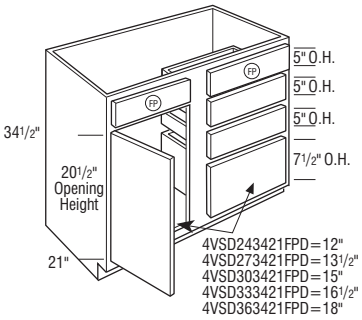

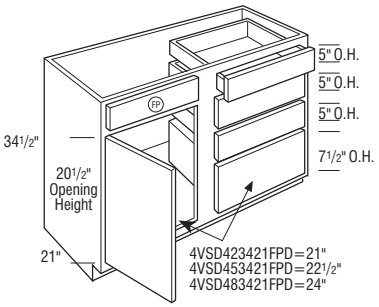

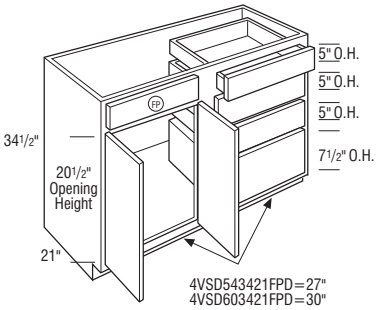

	Cubic Feet	1	2	3	4	5	6	7
4VSD243421FPD L or R	12.5	1981	2078	2152	2267	2396	2619	2842
4VSD273421FPD L or R	14.0	2078	2172	2289	2415	2558	2785	3012
4VSD303421FPD L or R	15.4	2177	2276	2356	2487	2634	2870	3106
4VSD333421FPD L or R	16.9	2270	2375	2503	2641	2796	3046	3296
4VSD363421FPD L or R	18.4	2378	2487	2574	2724	2880	3144	3408
4VSD423421FPD L or R	21.3	2890	3031	3144	3319	3489	3822	4155
4VSD453421FPD L or R	22.8	2994	3134	3301	3483	3691	4019	4347
4VSD483421FPD L or R	24.2	3099	3251	3366	3554	3740	4090	4440
4VSD543421FPD L or R	27.2	3313	3467	3652	3853	4080	4443	4806
4VSD603421FPD L or R	30.1	3818	3993	4206	4440	4703	5121	5539

Notes below apply to all products in section above:

- Door will be hinged on the opposite side of the drawer stack unless specified otherwise.
- Touch-up kit (TUK) and Owner's Guide included.
- Increased Depths available in 1/4″ increments from 21 1/4″ to 24″.
- Reduced Depths available in 1/4″ increments from 12″ to 20 3/4″.

(FP) **False Panel**

Door & Drawer Options

CC	CG	GAMD	HC	IFHG	MC	MD	MFO	PRMD	SGLPN	SHMD	SPLITDR	SPLITDRWS	TCG	TCP
	✓	✓		✓		✓		✓		✓				

End Panel Options

AUTH	CSFPE	EXBK	EXDN	FFD	FL/FR	FPE	INTGE	IPE
✓	✓	✓		✓	✓	✓	✓	✓

Custom Modification Options

ADD_SHLF	ADDTK	ADRW	BVR	CBO	CCO	CFNTO	CFP[1]	CFRMO	CLIP[2]	CMAT[3]	CND	CSDGBK	DRWTK[4]	EX	EX_OL	FD	FLUT[5]	FTK	ID	IH	INVFRM	IW
				✓	✓	✓	✓	✓	✓	✓	✓	✓	✓	✓	✓		✓	✓	✓			

MIP	OBRB	PFINBTMB	RD	REC	RECTK	RECTK_6	RECTKFRT6	RH	ROSFLUT[6]	RT	SBCADDY	SBCADDYSM	SCPDRW[1]	TBN	TD	TKP	TVR	UDBX	URT	VLSO	VTK	VWB	WS	WTR
✓	✓		✓			✓	✓		✓	✓	✓	✓	✓			✓					✓	✓		✓

[1] Only available on 42″-60″ wide.
[2] Not available on 24″-27″ wide.
[3] Only available on 48″ (1 door and 2 doors)-60″ wide.
[4] Only available on 24″-36″ wide.
[5] Not available on 24″-27″ wide. 6″ fluting not available on 30″ wide.
[6] Not available on 24″-27″ wide.

Vanity Combination Drawer Base Cabinets

VANITY COMBINATION DRAWER BASE with THREE DRAWERS, 32″ HIGH, 21″ DEEP

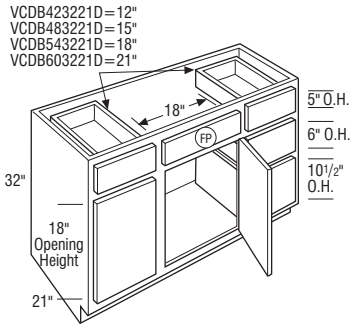

	Cubic Feet	1		2		3		4		5		6		7	
VCDB423221D L or R	19.8	3002		3160		3260		3444		3622		3965		4308	
VCDB483221D L or R	22.6	3064		3226		3326		3515		3694		4042		4390	
VCDB543221D L or R	25.3	3165		3320		3430		3623		3811		4165		4519	
VCDB603221D L or R	28.0	3229		3384		3501		3695		3881		4248		4615	

- Middle door hinged same side as drawer stack unless specified otherwise.
- Touch-up kit (TUK) and Owner's Guide included.
- Increased Depths available in 1/4″ increments from 21 1/4″ to 24″.
- Reduced Depths available in 1/4″ increments from 12″ to 20 3/4″.

(FP) **False Panel**

Door & Drawer Options

CC	CG	GAMD	HC	IFHG	MC	MD	MFO	PRMD	SGLPN	SHMD	SPLITDR	SPLITDRWS	TCG	TCP
	✓	✓		✓		✓		✓		✓				

End Panel Options

AUTH	CSFPE	EXBK	EXDN	FFD	FL/FR	FPE	INTGE	IPE
✓	✓	✓		✓	✓	✓	✓	✓

Custom Modification Options

ADD_SHLF	ADDTK	ADRW	BVR	CBO	CCO	CFNTO	CFP	CFRMO	CLIP	CMAT	CND	CSDGBK[1]	DRWTK	EX	EX_OL	FD	FLUT[2]	FTK	ID	IH	INVFRM	IW
				✓	✓	✓	✓	✓			✓	✓		✓	✓		✓	✓	✓			

MIP	OBRB	PFINBTMB	RD	REC	RECTK	RECTK_6	RECTKFRT6	RH	ROSFLUT	RT	SBCADDY	SBCADDYSM	SCPDRW	TBN	TD	TKP	TVR	UDBX	URT	VLSO	VTK	VWB	WS[3]	WTR
✓	✓		✓		✓	✓	✓		✓	✓			✓		✓	✓					✓	✓	✓	✓

[1] Only available on 42″ and 48″ wide.
[2] Not available with 6″ fluting.
[3] Wide stile both 1.5″ not available on 42″ wide.

VANITY COMBINATION DRAWER BASE with THREE DRAWERS, 34 1/2″ HIGH, 21″ DEEP

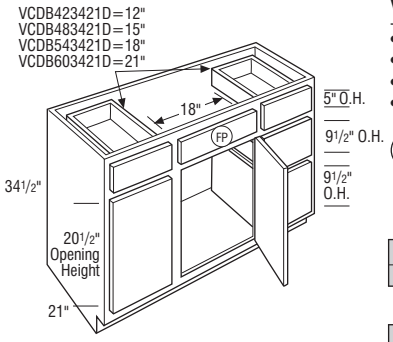

VCDB423421D L or R	21.3	3143		3304		3413		3596		3785		4144		4503	
VCDB483421D L or R	24.2	3207		3372		3481		3675		3864		4227		4590	
VCDB543421D L or R	27.2	3310		3470		3588		3786		3985		4359		4733	
VCDB603421D L or R	30.1	3377		3538		3663		3866		4056		4442		4828	

- Middle door hinged same side as drawer stack unless specified otherwise.
- Touch-up kit (TUK) and Owner's Guide included.
- Increased Depths available in 1/4″ increments from 21 1/4″ to 24″.
- Reduced Depths available in 1/4″ increments from 12″ to 20 3/4″.

(FP) **False Panel**

Door & Drawer Options

CC	CG	GAMD	HC	IFHG	MC	MD	MFO	PRMD	SGLPN	SHMD	SPLITDR	SPLITDRWS	TCG	TCP
	✓	✓		✓		✓		✓		✓				

End Panel Options

AUTH	CSFPE	EXBK	EXDN	FFD	FL/FR	FPE	INTGE	IPE
✓	✓	✓		✓	✓	✓	✓	✓

Custom Modification Options

ADD_SHLF	ADDTK	ADRW	BVR	CBO	CCO	CFNTO	CFP	CFRMO	CLIP	CMAT	CND	CSDGBK[1]	DRWTK	EX	EX_OL	FD	FLUT[2]	FTK	ID	IH	INVFRM	IW
				✓	✓	✓	✓	✓			✓	✓		✓	✓		✓	✓	✓			

MIP	OBRB	PFINBTMB	RD	REC	RECTK	RECTK_6	RECTKFRT6	RH	ROSFLUT	RT	SBCADDY	SBCADDYSM	SCPDRW	TBN	TD	TKP	TVR	UDBX	URT	VLSO[3]	VTK	VWB	WS	WTR
✓	✓		✓		✓	✓	✓		✓	✓			✓		✓	✓				✓	✓	✓	✓	✓

[1] Only available on 42″ and 48″ wide.
[2] Not available with 6″ fluting.
[3] VLSOB not available.

IH/RH availability charts starting on page G•40.
IW/RW availability charts starting on page G•46.

VANITY COMBINATION DRAWER BASE with FOUR DRAWERS, 32″ HIGH, 21″ DEEP

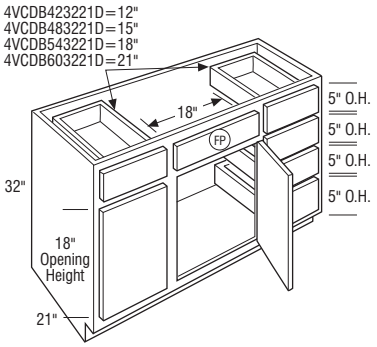

	Cubic Feet	1		2		3		4		5		6		7	
4VCDB423221D L or R	19.8	3601		3791		3912		4133		4345		4757		5169	
4VCDB483221D L or R	22.6	3677		3871		3992		4217		4434		4851		5268	
4VCDB543221D L or R	25.3	3798		3985		4116		4347		4573		4998		5423	
4VCDB603221D L or R	28.0	3875		4062		4201		4435		4657		5098		5539	

- Middle door hinged same side as drawer stack unless specified otherwise.
- Touch-up kit (TUK) and Owner's Guide included.
- Increased Depths available in 1/4″ increments from 21 1/4″ to 24″.
- Reduced Depths available in 1/4″ increments from 12″ to 20 3/4″.

(FP) **False Panel**

Door & Drawer Options

CC	CG	GAMD	HC	IFHG	MC	MD	MFO	PRMD	SGLPN	SHMD	SPLITDR	SPLITDRWS	TCG	TCP
	✓	✓		✓		✓		✓		✓				

End Panel Options

AUTH	CSFPE	EXBK	EXDN	FFD	FL/FR	FPE	INTGE	IPE
✓	✓	✓		✓	✓	✓	✓	✓

Custom Modification Options

ADD_SHLF	ADDTK	ADRW	BVR	CBO	CCO	CFNTO	CFP	CFRMO	CLIP	CMAT	CND	CSDGBK	DRWTK	EX	EX_OL	FD	FLUT[1]	FTK	ID	IH	INVFRM	IW
				✓	✓	✓	✓	✓	✓		✓	✓		✓	✓		✓	✓	✓			

MIP	OBRB	PFINBTMB	RD	REC	RECTK	RECTK_6	RECTKFRT6	RH	ROSFLUT	RT	SBCADDY	SBCADDYSM	SCPDRW	TBN	TD	TKP	TVR	UDBX	URT	VLSO	VTK	VWB	WS	WTR
✓	✓		✓			✓	✓		✓	✓	✓	✓	✓			✓					✓	✓		✓

[1] Not available with 6″ fluting.

VANITY COMBINATION DRAWER BASE with FOUR DRAWERS, 34 1/2″ HIGH, 21″ DEEP

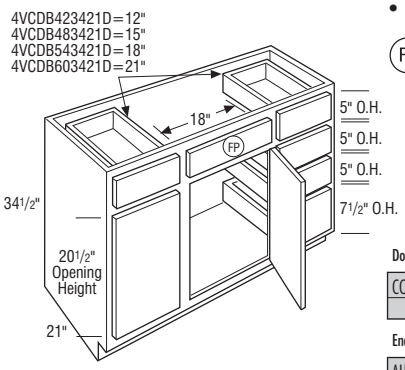

4VCDB423421D L or R	21.3	3773		3965		4094		4315		4542		4974		5406	
4VCDB483421D L or R	24.2	3848		4046		4178		4409		4637		5072		5507	
4VCDB543421D L or R	27.2	3972		4164		4306		4544		4782		5231		5680	
4VCDB603421D L or R	30.1	4052		4245		4395		4639		4868		5332		5796	

- Middle door hinged same side as drawer stack unless specified otherwise.
- Touch-up kit (TUK) and Owner's Guide included.
- Increased Depths available in 1/4″ increments from 21 1/4″ to 24″.
- Reduced Depths available in 1/4″ increments from 12″ to 20 3/4″.

(FP) **False Panel**

Door & Drawer Options

CC	CG	GAMD	HC	IFHG	MC	MD	MFO	PRMD	SGLPN	SHMD	SPLITDR	SPLITDRWS	TCG	TCP
	✓	✓		✓		✓		✓		✓				

End Panel Options

AUTH	CSFPE	EXBK	EXDN	FFD	FL/FR	FPE	INTGE	IPE
✓	✓	✓		✓	✓	✓	✓	✓

Custom Modification Options

ADD_SHLF	ADDTK	ADRW	BVR	CBO	CCO	CFNTO	CFP	CFRMO	CLIP	CMAT	CND	CSDGBK	DRWTK	EX	EX_OL	FD	FLUT[1]	FTK	ID	IH	INVFRM	IW
				✓	✓	✓	✓	✓	✓		✓	✓		✓	✓		✓	✓	✓	✓		

MIP	OBRB	PFINBTMB	RD	REC	RECTK	RECTK_6	RECTKFRT6	RH	ROSFLUT	RT	SBCADDY	SBCADDYSM	SCPDRW	TBN	TD	TKP	TVR	UDBX	URT	VLSO	VTK	VWB	WS	WTR
✓	✓		✓			✓	✓		✓	✓	✓	✓	✓			✓					✓	✓		✓

[1] Not available with 6″ fluting.

Vanity Console Drawer Base Cabinets

VANITY CONSOLE DRAWER BASE with SIX DRAWERS, 32″ HIGH, 21″ DEEP

	Cubic Feet	1		2		3		4		5		6		7	
6VCDB423221 L or R	19.8	3602		3793		3912		4133		4346		4758		5170	
6VCDB483221 L or R	22.6	3677		3870		3992		4217		4434		4851		5268	
6VCDB543221 L or R	25.3	3799		3985		4116		4347		4574		4998		5422	
6VCDB603221 L or R	28.0	3875		4061		4201		4435		4657		5098		5539	

- Specify L or R hinge for center door.

6VCDB4232=12"
6VCDB4832=15"
6VCDB5432=18"
6VCDB6032=21"

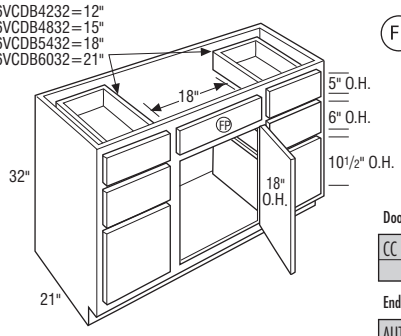

(FP) **False Panel**

Door & Drawer Options

CC	CG	GAMD	HC	IFHG	MC	MD	MFO	PRMD	SGLPN	SHMD	SPLITDR	SPLITDRWS	TCG	TCP
	✓	✓		✓		✓		✓		✓				

End Panel Options

AUTH	CSFPE	EXBK	EXDN	FFD	FL/FR	FPE	INTGE	IPE
✓	✓	✓		✓	✓	✓	✓	✓

Custom Modification Options

ADD_SHLF	ADDTK	ADRW	BVR	CBO	CCO	CFNTO	CFP	CFRMO	CLIP	CMAT	CND	CSDGBK[1]	DRWTK	EX	EX_OL	FD	FLUT[2]	FTK	ID	IH	INVFRM	IW
				✓	✓	✓	✓	✓			✓	✓		✓	✓		✓	✓	✓			

MIP	OBRB	PFINBTMB	RD	REC	RECTK	RECTK_6	RECTKFRT6	RH	ROSFLUT	RT	SBCADDY	SBCADDYSM	SCPDRW	TBN	TD	TKP	TVR	UDBX	URT	VLSO	VTK	VWB	WS[3]	WTR
✓	✓		✓		✓	✓	✓		✓	✓			✓		✓	✓					✓		✓	✓

[1] Not available on 54″ or 60″ wide.
[2] Not available with 6″ fluting.
[3] Only available on WSL3, WSR3, and WSB3.

VANITY CONSOLE DRAWER BASE with SIX DRAWERS, 34 1/2″ HIGH, 21″ DEEP

6VCDB423421 L or R	21.3	3772		3965		4095		4315		4542		4974		5406	
6VCDB483421 L or R	24.2	3848		4046		4178		4409		4637		5072		5507	
6VCDB543421 L or R	27.2	3972		4164		4306		4544		4782		5231		5680	
6VCDB603421 L or R	30.1	4052		4245		4397		4640		4867		5330		5793	

- Specify L or R hinge for center door.

6VCDB4234=12"
6VCDB4834=15"
6VCDB5434=18"
6VCDB6034=21"

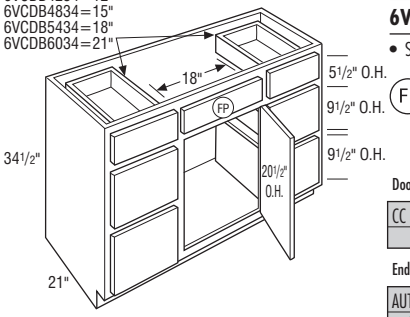

(FP) **False Panel**

Door & Drawer Options

CC	CG	GAMD	HC	IFHG	MC	MD	MFO	PRMD	SGLPN	SHMD	SPLITDR	SPLITDRWS	TCG	TCP
	✓	✓		✓		✓		✓		✓				

End Panel Options

AUTH	CSFPE	EXBK	EXDN	FFD	FL/FR	FPE	INTGE	IPE
✓	✓	✓		✓	✓	✓	✓	✓

Custom Modification Options

ADD_SHLF	ADDTK	ADRW	BVR	CBO	CCO	CFNTO	CFP	CFRMO	CLIP	CMAT	CND	CSDGBK[1]	DRWTK	EX	EX_OL	FD	FLUT[2]	FTK	ID	IH	INVFRM	IW
				✓	✓	✓	✓	✓			✓	✓		✓	✓		✓	✓	✓			

MIP	OBRB	PFINBTMB	RD	REC	RECTK	RECTK_6	RECTKFRT6	RH	ROSFLUT	RT	SBCADDY	SBCADDYSM	SCPDRW	TBN	TD	TKP	TVR	UDBX	URT	VLSO	VTK	VWB	WS[3]	WTR
✓	✓		✓		✓	✓	✓		✓	✓			✓		✓	✓					✓		✓	✓

[1] Only available on 42″ and 48″ wide.
[2] Not available with 6″ fluting.
[3] Only available on WSR3, WSL3, and WSB3.

IH/RH availability charts starting on page G•40.
IW/RW availability charts starting on page G•46.

VANITY CONSOLE DRAWER BASE with EIGHT DRAWERS, 32″ HIGH, 21″ DEEP

	Cubic Feet	1	2	3	4	5	6	7
4-6VCDB423221 L or R	19.8	4320	4549	4694	4960	5213	5708	6203
4-6VCDB483221 L or R	22.6	4413	4645	4790	5061	5321	5821	6321
4-6VCDB543221 L or R	25.3	4557	4782	4939	5217	5487	5998	6509
4-6VCDB603221 L or R	28.0	4650	4874	5041	5322	5589	6118	6647

- Specify L or R hinge for center door.
- Includes touch-up kit and owner's guide.

4-6VCDB4232=12"
4-6VCDB4832=15"
4-6VCDB5432=18"
4-6VCDB6032=21"

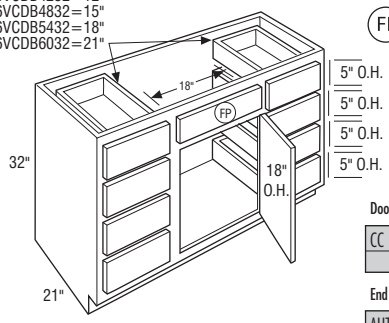

(FP) **False Panel**

Door & Drawer Options

CC	CG	GAMD	HC	IFHG	MC	MD	MFO	PRMD	SGLPN	SHMD	SPLITDR	SPLITDRWS	TCG	TCP
	✓	✓		✓		✓		✓		✓				

End Panel Options

AUTH	CSFPE	EXBK	EXDN	FFD	FL/FR	FPE	INTGE	IPE
✓	✓	✓		✓	✓	✓	✓	✓

Custom Modification Options

ADD_SHLF	ADDTK	ADRW	BVR	CBO	CCO	CFNTO	CFP	CFRMO	CLIP	CMAT	CND	CSDGBK[1]	DRWTK	EX	EX_OL	FD	FLUT[2]	FTK	ID	IH	INVFRM	IW
				✓	✓	✓	✓	✓			✓	✓		✓	✓		✓	✓	✓			

MIP	OBRB	PFINBTMB	RD	REC	RECTK	RECTK_6	RECTKFRT6	RH	ROSFLUT	RT	SBCADDY	SBCADDYSM	SCPDRW	TBN	TD	TKP	TVR	UDBX	URT	VLSO	VTK	VWB	WS[3]	WTR
✓	✓		✓		✓	✓	✓		✓	✓			✓		✓	✓					✓		✓	✓

[1] Not available on 54″ or 60″ wide.
[2] Not available with 6″ fluting.
[3] Only available on WSL3, WSR3, and WSB3.

VANITY CONSOLE DRAWER BASE with EIGHT DRAWERS, 34 1/2″ HIGH, 21″ DEEP

	Cubic Feet	1	2	3	4	5	6	7
4-6VCDB423421 L or R	21.3	4527	4758	4913	5179	5450	5969	6488
4-6VCDB483421 L or R	24.2	4618	4856	5013	5291	5564	6087	6610
4-6VCDB543421 L or R	27.2	4767	4997	5167	5453	5738	6276	6814
4-6VCDB603421 L or R	30.1	4863	5094	5275	5567	5841	6398	6955

- Specify L or R hinge for center door.
- Includes touch-up kit and owner's guide.

4-6VCDB4234=12"
4-6VCDB4834=15"
4-6VCDB5434=18"
4-6VCDB6034=21"

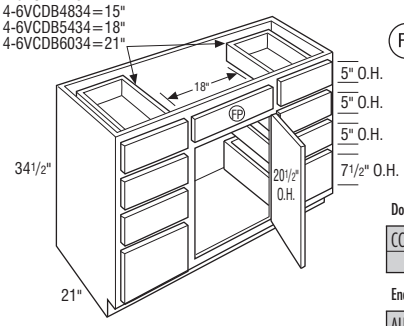

(FP) **False Panel**

Door & Drawer Options

CC	CG	GAMD	HC	IFHG	MC	MD	MFO	PRMD	SGLPN	SHMD	SPLITDR	SPLITDRWS	TCG	TCP
	✓	✓		✓		✓		✓		✓				

End Panel Options

AUTH	CSFPE	EXBK	EXDN	FFD	FL/FR	FPE	INTGE	IPE
✓	✓	✓		✓	✓	✓	✓	✓

Custom Modification Options

ADD_SHLF	ADDTK	ADRW	BVR	CBO	CCO	CFNTO	CFP	CFRMO	CLIP	CMAT	CND	CSDGBK[1]	DRWTK	EX	EX_OL	FD	FLUT[2]	FTK	ID	IH	INVFRM	IW
				✓	✓	✓	✓	✓			✓	✓		✓	✓		✓	✓	✓			

MIP	OBRB	PFINBTMB	RD	REC	RECTK	RECTK_6	RECTKFRT6	RH	ROSFLUT	RT	SBCADDY	SBCADDYSM	SCPDRW	TBN	TD	TKP	TVR	UDBX	URT	VLSO	VTK	VWB	WS[3]	WTR
✓	✓		✓		✓	✓	✓		✓	✓			✓		✓	✓					✓		✓	✓

[1] Only available on 42″ and 48″ wide.
[2] Not available with 6″ fluting.
[3] Only available on WSR3, WSL3, and WSB3.

Vanity Sink Drawer Base Cabinets

VANITY SINK DRAWER BASE with SIX DRAWERS, 32″ HIGH, 18″ or 21″ DEEP

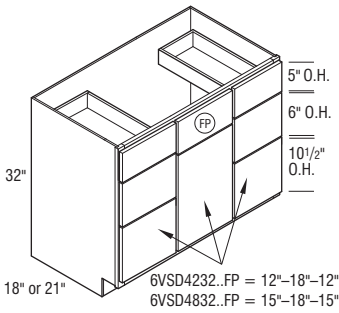

6VSD4232..FP = 12"–18"–12"
6VSD4832..FP = 15"–18"–15"

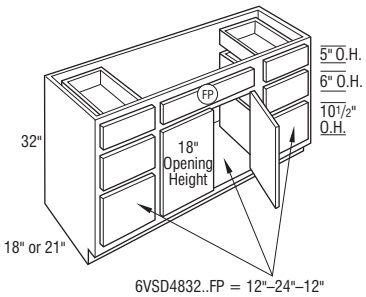

6VSD4832..FP = 12"–24"–12"
6VSD5432..FP = 15"–24"–15"
6VSD6032..FP = 15"–30"–15"

	Cubic Feet	1	2	3	4	5	6	7
6VSD423218FP L or R	16.6	3080	3223	3395	3584	3794	4132	4470
6VSD483218FP L or R	19.0	3217	3366	3545	3741	3962	4314	4666
6VSD423221FP L or R	19.8	3080	3223	3395	3584	3794	4132	4470
6VSD483221FP L or R	22.6	3217	3366	3545	3741	3962	4314	4666

- Middle door will be hinged left unless specified otherwise.

6VSD483218FP	19.0	3225	3374	3554	3750	3972	4325	4678
6VSD543218FP	21.3	3232	3382	3563	3759	3982	4335	4688
6VSD603218FP	23.6	3400	3570	3581	3673	4208	4534	4860
6VSD483221FP	22.6	3225	3374	3554	3750	3972	4325	4678
6VSD543221FP	25.3	3232	3382	3563	3759	3982	4335	4688
6VSD603221FP	28.0	3400	3570	3581	3673	4208	4534	4860

- Touch-up kit (TUK) and Owner's Guide included.
- Six total drawers.
- Increased Depths available in 1/4″ increments from 21 1/4″ to 24″.
- Reduced Depths available in 1/4″ increments from 12″ to 20 3/4″.

(FP) **False Panel**

Door & Drawer Options

CC	CG	GAMD	HC	IFHG	MC	MD	MFO	PRMD	SGLPN	SHMD	SPLITDR	SPLITDRWS	TCG	TCP
	✓	✓		✓		✓		✓		✓				

End Panel Options

AUTH	CSFPE	EXBK	EXDN	FFD	FL/FR	FPE	INTGE	IPE
✓	✓	✓		✓	✓	✓	✓	✓

Custom Modification Options

ADD_SHLF	ADDTK	ADRW	BVR	CBO	CCO	CFNTO	CFP	CFRMO	CLIP	CMAT[1]	CND	CSDGBK	DRWTK	EX	EX_OL	FD	FLUT[2]	FTK	ID	IH	INVFRM	IW
				✓	✓	✓	✓	✓	✓	✓	✓			✓	✓		✓	✓	✓			

MIP	OBRB	PFINBTMB	RD	REC	RECTK[3]	RECTK_6[4]	RECTKFRT6	RH	ROSFLUT	RT	SBCADDY	SBCADDYSM	SCPDRW	TBN	TD	TKP[3]	TVR	UDBX	URT	VLSO	VTK[3]	VWB[5]	WS[6]	WTR
✓	✓		✓		✓	✓	✓		✓	✓	✓	✓	✓		✓	✓					✓	✓	✓	✓

[1] Not available with 42″ or 48″ wide.
[2] Not available with 6″ fluting.
[3] Only available on 60″ wide.
[4] 18″ deep can not be recessed in both the front and back.
[5] Not available on depths less than 21″.
[6] Wide stile 1.5″ versions not available on 60″ wide.

IH/RH availability charts starting on page G•40.
IW/RW availability charts starting on page G•46.

VANITY SINK DRAWER BASE with SIX DRAWERS, 34 1/2″ HIGH, 18″ or 21″ DEEP

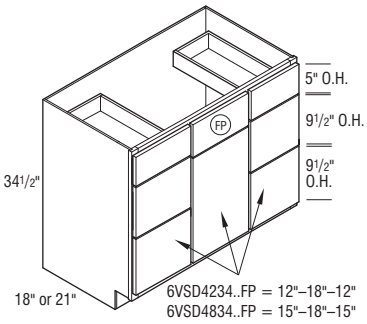

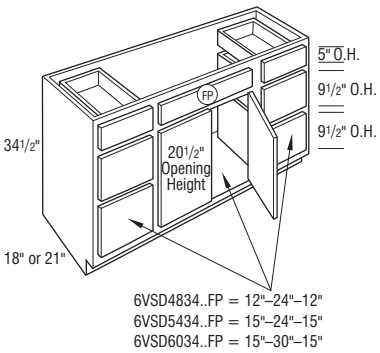

	Cubic Feet	1	2	3	4	5	6	7
6VSD423418FP L or R	17.9	3138	3285	3460	3651	3866	4210	4554
6VSD483418FP L or R	20.4	3286	3437	3622	3822	4046	4406	4766
6VSD423421FP L or R	21.3	3138	3285	3460	3651	3866	4210	4554
6VSD483421FP L or R	24.2	3286	3437	3622	3822	4046	4406	4766

- Middle door will be hinged left unless specified otherwise.

6VSD483418FP	20.4	3335	3488	3676	3879	4107	4472	4837
6VSD543418FP	22.9	3384	3539	3730	3935	4168	4538	4908
6VSD603418FP	25.4	3559	3734	3746	3839	4403	4740	5077
6VSD483421FP	24.2	3335	3488	3676	3879	4107	4472	4837
6VSD543421FP	27.2	3384	3539	3730	3935	4168	4538	4908
6VSD603421FP	30.1	3559	3734	3746	3839	4403	4740	5077

- Touch-up kit (TUK) and Owner's Guide included.
- Six total drawers.
- Increased Depths available in 1/4″ increments from 21 1/4″ to 24″.
- Reduced Depths available in 1/4″ increments from 12″ to 20 3/4″.

(FP) **False Panel**

Door & Drawer Options

CC	CG	GAMD	HC	IFHG	MC	MD	MFO	PRMD	SGLPN	SHMD	SPLITDR	SPLITDRWS	TCG	TCP
	✓	✓		✓		✓		✓		✓				

End Panel Options

AUTH	CSFPE	EXBK	EXDN	FFD	FL/FR	FPE	INTGE	IPE
✓	✓	✓		✓	✓	✓	✓	✓

Custom Modification Options

ADD_SHLF	ADDTK	ADRW	BVR	CBO	CCO	CFNTO	CFP	CFRMO	CLIP	CMAT[1]	CND	CSDGBK	DRWTK	EX	EX_OL	FD	FLUT[2]	FTK[3]	ID	IH	INVFRM	IW
				✓	✓	✓	✓	✓		✓	✓	✓		✓	✓		✓	✓	✓			

MIP	OBRB	PFINBTMB	RD	REC	RECTK	RECTK_6[4]	RECTKFRT6	RH	ROSFLUT	RT	SBCADDY	SBCADDYSM	SCPDRW	TBN	TD	TKP	TVR	UDBX	URT	VLSO[5]	VTK	VWB[6]	WS[7]	WTR
✓	✓		✓		✓	✓	✓		✓	✓	✓	✓	✓		✓	✓				✓	✓	✓	✓	✓

[1] Not available with 42″ or 48″ wide.
[2] Not available with 6″ fluting.
[3] FTKAV and style B-L not available on 60″ wide.
[4] 18″ deep can not be recessed in both the front and back.
[5] Not available on depths less than 21″. VLSOB not available on 1 door version. Not available on 48″ wide.
[6] Not available on depths less than 21″.
[7] Wide stile 1.5″ versions not available on 60″ wide.

Vanity Sink Drawer Base Cabinets

VANITY SINK DRAWER BASE with EIGHT DRAWERS and FALSE PANEL, 32″ HIGH, 18″ or 21″ DEEP

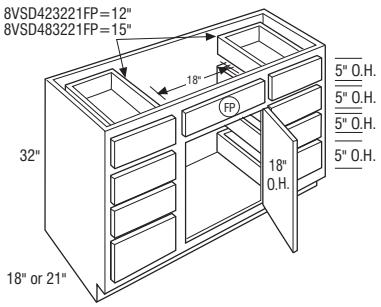

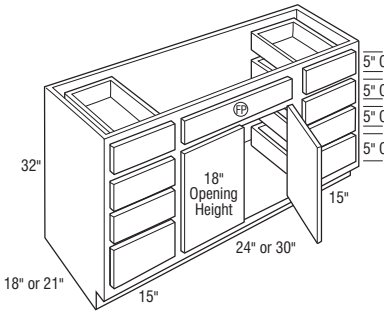

	Cubic Feet	1		2		3		4		5		6		7	
8VSD423218FP L or R	16.6	3697		3868		4076		4299		4553		4958		5363	
8VSD483218FP L or R	19.0	3860		4039		4254		4489		4753		5177		5601	
8VSD423221FP L or R	19.8	3697		3868		4076		4299		4553		4958		5363	
8VSD483221FP L or R	22.6	3860		4039		4254		4489		4753		5177		5601	

- Middle door will be hinged left unless specified otherwise.

8VSD543218FP	21.3	3879		4057		4275		4510		4779		5202		5625	
8VSD603218FP	23.6	4080		4283		4297		4408		5051		5441		5831	
8VSD543221FP	25.3	3879		4057		4275		4510		4779		5202		5625	
8VSD603221FP	28.0	4080		4283		4297		4408		5051		5441		5831	

- Touch-up kit (TUK) and Owner's Guide included.
- Eight total drawers.
- Increased Depths available in 1/4″ increments from 21 1/4″ to 24″.
- Reduced Depths available in 1/4″ increments from 12″ to 20 3/4″.

(FP) **False Panel**

Door & Drawer Options

CC	CG	GAMD	HC	IFHG	MC	MD	MFO	PRMD	SGLPN	SHMD	SPLITDR	SPLITDRWS	TCG	TCP
	✓	✓		✓		✓		✓		✓				

End Panel Options

AUTH	CSFPE	EXBK	EXDN	FFD	FL/FR	FPE	INTGE	IPE
✓	✓	✓		✓	✓	✓	✓	✓

Custom Modification Options

ADD_SHLF	ADDTK	ADRW	BVR	CBO	CCO	CFNTO	CFP	CFRMO	CLIP	CMAT[1]	CND	CSDGBK	DRWTK	EX	EX_OL	FD	FLUT	FTK	ID	IH	INVFRM	IW
				✓	✓	✓	✓	✓		✓	✓	✓		✓	✓			✓	✓			

MIP	OBRB	PFINBTMB	RD	REC	RECTK	RECTK_6[2]	RECTKFRT6	RH	ROSFLUT	RT	SBCADDY	SBCADDYSM	SCPDRW	TBN	TD	TKP	TVR	UDBX	URT	VLSO	VTK	VWB[3]	WS	WTR
✓	✓		✓			✓	✓			✓	✓	✓	✓			✓					✓	✓		✓

[1] Not available on 42″-48″ wide.
[2] 18″ deep can not be recessed in both the front and back.
[3] Not available on depths less than 21″.

IH/RH availability charts starting on page G•40.
IW/RW availability charts starting on page G•46.

VANITY SINK DRAWER BASE with EIGHT DRAWERS and FALSE PANEL, 34 1/2″ HIGH, 18″ or 21″ DEEP

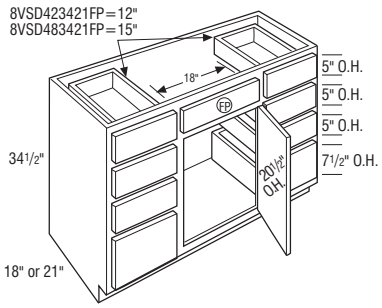

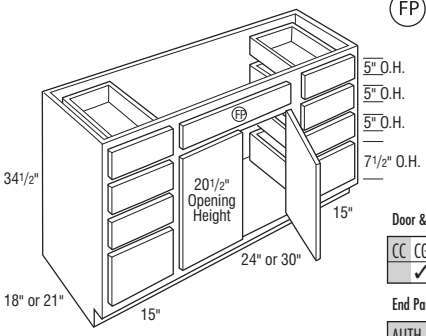

	Cubic Feet	1	2	3	4	5	6	7
8VSD423418FP L or R	17.9	3767	3941	4152	4382	4639	5052	5465
8VSD483418FP L or R	20.4	3943	4125	4345	4586	4856	5289	5722
8VSD423421FP L or R	21.3	3767	3941	4152	4382	4639	5052	5465
8VSD483421FP L or R	24.2	3943	4125	4345	4586	4856	5289	5722

- Middle door will be hinged left unless specified otherwise.

8VSD543418FP	22.9	4062	4247	4477	4723	5001	5446	5891
8VSD603418FP	25.4	4270	4480	4495	4607	5284	5688	6092
8VSD543421FP	27.2	4062	4247	4477	4723	5001	5446	5891
8VSD603421FP	30.1	4270	4480	4495	4607	5284	5688	6092

- Touch-up kit (TUK) and Owner's Guide included.
- Eight total drawers.
- Increased Depths available in 1/4″ increments from 21 1/4″ to 24″.
- Reduced Depths available in 1/4″ increments from 12″ to 20 3/4″.

(FP) **False Panel**

Door & Drawer Options

CC	CG	GAMD	HC	IFHG	MC	MD	MFO	PRMD	SGLPN	SHMD	SPLITDR	SPLITDRWS	TCG	TCP
	✓	✓		✓		✓		✓		✓				

End Panel Options

AUTH	CSFPE	EXBK	EXDN	FFD	FL/FR	FPE	INTGE	IPE
✓	✓	✓		✓	✓	✓	✓	✓

Custom Modification Options

ADD_SHLF	ADDTK	ADRW	BVR	CBO	CCO	CFNTO	CFP	CFRMO	CLIP	CMAT[1]	CND	CSDGBK	DRWTK	EX	EX_OL	FD	FLUT	FTK	ID	IH	INVFRM	IW
				✓	✓	✓	✓	✓		✓	✓	✓		✓	✓			✓	✓			

MIP	OBRB	PFINBTMB	RD	REC	RECTK	RECTK_6[2]	RECTKFRT6	RH	ROSFLUT	RT	SBCADDY	SBCADDYSM	SCPDRW	TBN	TD	TKP	TVR	UDBX	URT	VLSO	VTK	VWB[3]	WS	WTR
✓	✓		✓			✓	✓			✓	✓	✓	✓			✓					✓	✓		✓

[1] Not available on 42″-48″ wide.
[2] 18″ deep can not be recessed in both the front and back.
[3] Not available on depths less than 21″.

Vanity Console Drawer Base Cabinets

VANITY CONSOLE DRAWER BASE with SIX DRAWERS and WOOD TIERED VANITY DRAWER, 32″ HIGH, 21″ DEEP

S

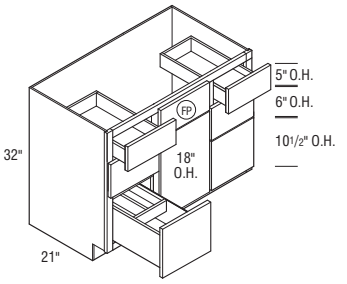

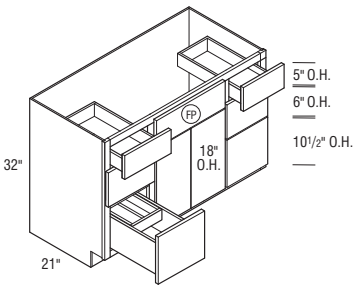

	Cubic Feet	1		2		3		4		5		6		7	
6VSDB423221WTV L or R	18.6	4197		4368		4576		4799		5053		5458		5863	
6VSDB483221WTV L or R	21.2	4360		4539		4754		4989		5253		5677		6101	

- Middle door will be hinged left unless specified otherwise.

6VSDB543221WTV	23.8	4379		4557		4775		5010		5279		5702		6125	
6VSDB603221WTV	26.3	4580		4783		4797		4908		5551		5941		6331	

- Touch-up kit (TUK) and Owner's Guide included.
- Six total drawers.
- Includes Wood Tiered Vanity Drawer.
- Wood Tiered Vanity Drawer will be installed in the left side of the cabinet.
- Wood Tiered Vanity Drawer is also available as an accessory for field installation. See page S•5.
- Exterior Wood Tiered Vanity drawer box height is 7 1/2″, interior height of top tier is 2 1/4″, and interior height of bottom tier is 4 1/4″.

(FP) **False Panel**

Door & Drawer Options

CC	CG	GAMD	HC	IFHG	MC	MD	MFO	PRMD	SGLPN	SHMD	SPLITDR	SPLITDRWS	TCG	TCP
	✓	✓		✓		✓		✓		✓				

End Panel Options

AUTH	CSFPE	EXBK	EXDN	FFD	FL/FR	FPE	INTGE	IPE
✓	✓	✓		✓	✓	✓	✓	✓

Custom Modification Options

ADD_SHLF	ADDTK	ADRW	BVR	CBO	CCO	CFNTO	CFP	CFRMO	CLIP	CMAT[1]	CND	CSDGBK	DRWTK	EX	EX_OL	FD	FLUT[2]	FTK[3]	ID	IH	INVFRM	IW
				✓	✓	✓	✓	✓		✓	✓	✓		✓	✓		✓	✓				

MIP	OBRB	PFINBTMB	RD	REC	RECTK	RECTK_6	RECTKFRT6	RH	ROSFLUT[2]	RT	SBCADDY	SBCADDYSM	SCPDRW	TBN	TD	TKP	TVR	UDBX	URT	VLSO	VTK	VWB	WS[4]	WTR
✓					✓	✓	✓		✓	✓	✓	✓	✓		✓	✓					✓	✓	✓	

[1] Only available on 54″ and 60″ wide.
[2] Not available with 6″ fluting.
[3] FTKAV and style B-L not available on 60″ wide.
[4] Wide stile 1.5 not available on 60″ wide.

VANITY CONSOLE DRAWER BASE with SIX DRAWERS and WOOD TIERED VANITY DRAWER, 34 1/2″ HIGH, 21″ DEEP

S

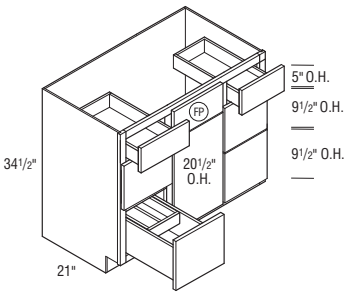

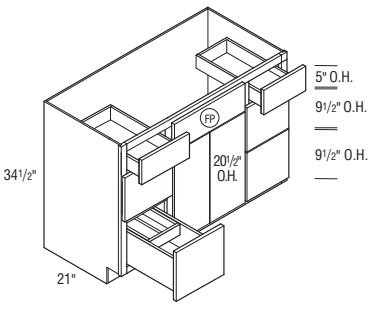

6VSDB423421WTV L or R	18.6	4267		4441		4652		4882		5139		5552		5965	
6VSDB483421WTV L or R	21.2	4443		4625		4845		5086		5356		5789		6222	

- Middle door will be hinged left unless specified otherwise.

6VSDB543421WTV	23.8	4562		4747		4977		5223		5501		5946		6391	
6VSDB603421WTV	26.3	4770		4980		4995		5107		5784		6188		6592	

- Touch-up kit (TUK) and Owner's Guide included.
- Six total drawers.
- Includes Wood Tiered Vanity Drawer.
- Wood Tiered Vanity Drawer will be installed in the left side of the cabinet.
- Wood Tiered Vanity Drawer is also available as an accessory for field installation. See page S•5.
- Exterior Wood Tiered Vanity drawer box height is 7 1/2″, interior height of top tier is 2 1/4″, and interior height of bottom tier is 4 1/4″.

(FP) **False Panel**

Door & Drawer Options

CC	CG	GAMD	HC	IFHG	MC	MD	MFO	PRMD	SGLPN	SHMD	SPLITDR	SPLITDRWS	TCG	TCP
	✓	✓		✓		✓		✓		✓				

End Panel Options

AUTH	CSFPE	EXBK	EXDN	FFD	FL/FR	FPE	INTGE	IPE
✓	✓	✓		✓	✓	✓	✓	✓

Custom Modification Options

ADD_SHLF	ADDTK	ADRW	BVR	CBO	CCO	CFNTO	CFP	CFRMO	CLIP	CMAT[1]	CND	CSDGBK	DRWTK	EX	EX_OL	FD	FLUT	FTK	ID	IH	INVFRM	IW
				✓	✓	✓	✓	✓		✓	✓	✓		✓	✓		✓	✓				

MIP	OBRB	PFINBTMB	RD	REC	RECTK	RECTK_6	RECTKFRT6	RH	ROSFLUT[2]	RT	SBCADDY	SBCADDYSM	SCPDRW	TBN	TD	TKP	TVR	UDBX	URT	VLSO	VTK	VWB	WS[3]	WTR
✓	✓				✓	✓	✓		✓	✓	✓	✓	✓		✓	✓				✓	✓	✓	✓	

[1] Only available on 54″ and 60″ wide.
[2] Not available with 6″ fluting.
[3] Wide stile 1.5 not available on 60″ wide.

IH/RH availability charts starting on page G•40.
IW/RW availability charts starting on page G•46.

	Cubic Feet	1		2		3		4		5		6		7	
VSBD603221	28.0	2991		3134		3240		3417		3607		3944		4281	

DOUBLE VANITY SINK BASE, 32″ HIGH, 21″ DEEP

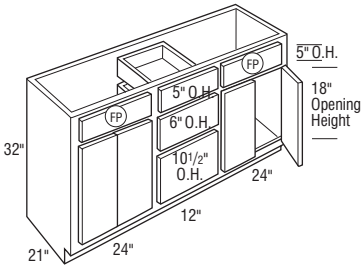

- Touch-up kit (TUK) and Owner's Guide included.
- Increased Depths available in 1/4″ increments from 21 1/4″ to 24″.
- Reduced Depths available in 1/4″ increments from 12″ to 20 3/4″.

(FP) **False Panel**

Door & Drawer Options

CC	CG	GAMD	HC	IFHG	MC	MD	MFO	PRMD	SGLPN	SHMD	SPLITDR	SPLITDRWS	TCG	TCP
	✓	✓		✓		✓		✓		✓				

End Panel Options

AUTH	CSFPE	EXBK	EXDN	FFD	FL/FR	FPE	INTGE	IPE
✓	✓	✓		✓	✓	✓	✓	✓

Custom Modification Options

ADD_SHLF	ADDTK	ADRW	BVR	CBO	CCO	CFNTO	CFP	CFRMO	CLIP	CMAT	CND	CSDGBK	DRWTK	EX	EX_OL	FD	FLUT[1]	FTK	ID	IH	INVFRM	IW
				✓	✓	✓	✓	✓		✓	✓			✓	✓		✓	✓	✓			

MIP	OBRB	PFINBTMB	RD	REC	RECTK	RECTK_6	RECTKFRT6	RH	ROSFLUT	RT	SBCADDY	SBCADDYSM	SCPDRW	TBN	TD	TKP	TVR	UDBX	URT	VLSO	VTK	VWB	WS	WTR
✓	✓		✓		✓	✓	✓		✓	✓	✓	✓	✓		✓	✓					✓		✓	✓

[1] Not available with 6″ fluting.

VSBD603421	30.1	3127		3277		3389		3572		3774		4121		4468	

DOUBLE VANITY SINK BASE, 34 1/2″ HIGH, 21″ DEEP

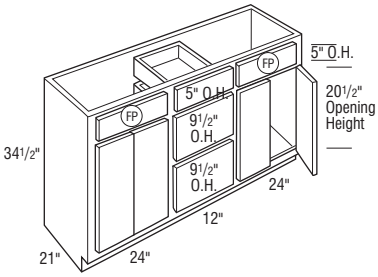

- Touch-up kit (TUK) and Owner's Guide included.
- Increased Depths available in 1/4″ increments from 21 1/4″ to 24″.
- Reduced Depths available in 1/4″ increments from 12″ to 20 3/4″.

(FP) **False Panel**

Door & Drawer Options

CC	CG	GAMD	HC	IFHG	MC	MD	MFO	PRMD	SGLPN	SHMD	SPLITDR	SPLITDRWS	TCG	TCP
	✓	✓		✓		✓		✓		✓				

End Panel Options

AUTH	CSFPE	EXBK	EXDN	FFD	FL/FR	FPE	INTGE	IPE
✓	✓	✓		✓	✓	✓	✓	✓

Custom Modification Options

ADD_SHLF	ADDTK	ADRW	BVR	CBO	CCO	CFNTO	CFP	CFRMO	CLIP	CMAT	CND	CSDGBK	DRWTK	EX	EX_OL	FD	FLUT[1]	FTK	ID	IH	INVFRM	IW
				✓	✓	✓	✓	✓		✓	✓			✓	✓		✓	✓	✓			

MIP	OBRB	PFINBTMB	RD	REC	RECTK	RECTK_6	RECTKFRT6	RH	ROSFLUT	RT	SBCADDY	SBCADDYSM	SCPDRW	TBN	TD	TKP	TVR	UDBX	URT	VLSO	VTK	VWB	WS	WTR
✓	✓		✓		✓	✓	✓		✓	✓	✓	✓	✓		✓	✓					✓		✓	✓

[1] Not available with 6″ fluting.

4VSD603221	28.0	3588		3762		3889		4100		4328		4734		5140	

DOUBLE VANITY SINK BASE with FOUR DRAWERS, 32″ HIGH, 21″ DEEP

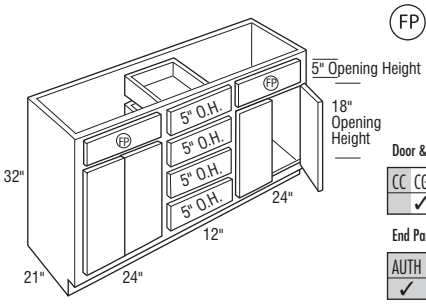

- Touch-up kit (TUK) and Owner's Guide included.
- Increased Depths available in 1/4″ increments from 21 1/4″ to 24″.
- Reduced Depths available in 1/4″ increments from 12″ to 20 3/4″.

(FP) **False Panel**

Door & Drawer Options

CC	CG	GAMD	HC	IFHG	MC	MD	MFO	PRMD	SGLPN	SHMD	SPLITDR	SPLITDRWS	TCG	TCP
	✓	✓		✓		✓		✓		✓				

End Panel Options

AUTH	CSFPE	EXBK	EXDN	FFD	FL/FR	FPE	INTGE	IPE
✓	✓	✓		✓	✓	✓	✓	✓

Custom Modification Options

ADD_SHLF	ADDTK	ADRW	BVR	CBO	CCO	CFNTO	CFP	CFRMO	CLIP	CMAT	CND	CSDGBK	DRWTK	EX	EX_OL	FD	FLUT	FTK	ID	IH	INVFRM	IW
				✓	✓	✓		✓		✓	✓	✓		✓	✓			✓	✓			

MIP	OBRB	PFINBTMB	RD	REC	RECTK	RECTK_6	RECTKFRT6	RH	ROSFLUT	RT	SBCADDY	SBCADDYSM	SCPDRW	TBN	TD	TKP	TVR	UDBX	URT	VLSO	VTK	VWB	WS	WTR
✓	✓		✓			✓	✓			✓	✓	✓				✓					✓			✓

Double Vanity Sink Base & Vanity Hamper Base Cabinets

DOUBLE VANITY SINK BASE with FOUR DRAWERS, 34 1/2″ HIGH, 21″ DEEP

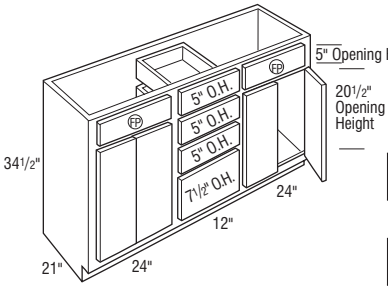

	Cubic Feet	1		2		3		4		5		6		7	
4VSD603421	30.1	3752		3933		4068		4287		4530		4945		5360	

- Touch-up kit (TUK) and Owner's Guide included.
- Increased Depths available in 1/4″ increments from 21 1/4″ to 24″.
- Reduced Depths available in 1/4″ increments from 12″ to 20 3/4″.

(FP) **False Panel**

Door & Drawer Options

CC	CG	GAMD	HC	IFHG	MC	MD	MFO	PRMD	SGLPN	SHMD	SPLITDR	SPLITDRWS	TCG	TCP
	✓	✓		✓		✓		✓		✓				

End Panel Options

AUTH	CSFPE	EXBK	EXDN	FFD	FL/FR	FPE	INTGE	IPE
✓	✓	✓		✓	✓	✓	✓	✓

Custom Modification Options

ADD_SHLF	ADDTK	ADRW	BVR	CBO	CCO	CFNTO	CFP	CFRMO	CLIP	CMAT	CND	CSDGBK	DRWTK	EX	EX_OL	FD	FLUT	FTK	ID	IH	INVFRM	IW
				✓	✓	✓		✓		✓	✓	✓		✓	✓			✓	✓			

MIP	OBRB	PFINBTMB	RD	REC	RECTK	RECTK_6	RECTKFRT6	RH	ROSFLUT	RT	SBCADDY	SBCADDYSM	SCPDRW	TBN	TD	TKP	TVR	UDBX	URT	VLSO	VTK	VWB	WS	WTR
✓	✓		✓			✓	✓			✓	✓	✓				✓					✓			✓

VANITY HAMPER BASE CABINET, 32″ or 34 1/2″ HIGH, 21" DEEP

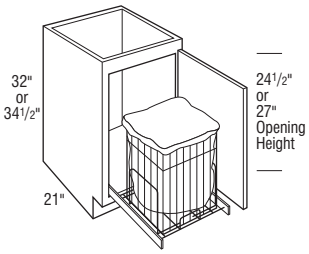

VH183221FH L or R	8.9	1997		2051		2090		2163		2238		2373		2508	
VH183421FH L or R	9.5	2048		2109		2150		2224		2304		2444		2584	

- Hamper utilizes floor mounted glides.
- Hamper size is 14 9/16″ W x 18 15/16″ H x 17 23/32″ D.
- Chrome basket with creme linen liner.
- Increased Depths available in 1/4″ increments from 21 1/4″ to 30″.
- Only available in Inset and Beaded Inset when used in conjunction with a finial hinge.

Door & Drawer Options

CC	CG	GAMD	HC	IFHG	MC	MD	MFO	PRMD	SGLPN	SHMD	SPLITDR	SPLITDRWS	TCG	TCP
	✓	✓		✓		✓		✓		✓				

End Panel Options

AUTH	CSFPE	EXBK	EXDN	FFD	FL/FR	FPE	INTGE	IPE
✓	✓	✓		✓	✓	✓	✓	✓

Custom Modification Options

ADD_SHLF	ADDTK	ADRW	BVR	CBO	CCO	CFNTO	CFP	CFRMO	CLIP	CMAT	CND	CSDGBK	DRWTK	EX	EX_OL	FD	FLUT[1]	FTK	ID	IH	INVFRM	IW
				✓	✓	✓		✓			✓	✓		✓	✓		✓	✓	✓			

MIP	OBRB	PFINBTMB	RD	REC	RECTK	RECTK_6[2]	RECTKFRT6	RH	ROSFLUT	RT	SBCADDY	SBCADDYSM	SCPDRW	TBN	TD	TKP	TVR	UDBX	URT	VLSO	VTK	VWB	WS	WTR
✓	✓					✓	✓		✓												✓		✓	✓

[1] Not available with 6″ fluting.
[2] Can only be recessed in the front, back, and/or one side only.

IH/RH availability charts starting on page G•40.
IW/RW availability charts starting on page G•46.

VANITY SINK and HAMPER DRAWER BASE, 32″ HIGH, 21″ DEEP

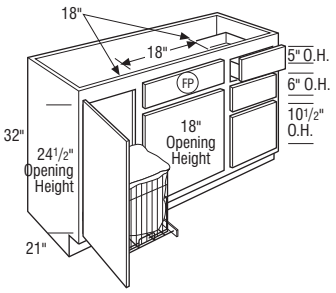

	Cubic Feet	1		2		3		4		5		6		7	
VSHDB543221D L or R	25.3	3998		4157		4266		4458		4645		5002		5359	

- Middle door hinged same side as drawer stack unless specified otherwise.
- Hamper utilizes floor mounted glides.
- Hamper size is 14 9/16″ W x 18 15/16″ H x 17 23/32″ D.
- Chrome basket with creme linen liner.
- Touch-up kit (TUK) and Owner's Guide included.
- Increased Depths available in 1/4″ increments from 21 1/4″ to 24″.
- Only available in Inset and Beaded Inset when used in conjunction with a finial hinge.

(FP) **False Panel**

Door & Drawer Options

CC	CG	GAMD	HC	IFHG	MC	MD	MFO	PRMD	SGLPN	SHMD	SPLITDR	SPLITDRWS	TCG	TCP
	✓	✓		✓		✓		✓		✓				

End Panel Options

AUTH	CSFPE	EXBK	EXDN	FFD	FL/FR	FPE	INTGE	IPE
✓	✓	✓		✓	✓	✓	✓	✓

Custom Modification Options

ADD_SHLF	ADDTK	ADRW	BVR	CBO	CCO	CFNTO	CFP	CFRMO	CLIP	CMAT	CND	CSDGBK	DRWTK	EX	EX_OL	FD	FLUT[1]	FTK	ID	IH	INVFRM	IW
				✓	✓	✓	✓	✓	✓		✓			✓	✓		✓	✓	✓			

MIP	OBRB	PFINBTMB	RD	REC	RECTK	RECTK_6	RECTKFRT6	RH	ROSFLUT	RT	SBCADDY	SBCADDYSM	SCPDRW	TBN	TD	TKP	TVR	UDBX	URT	VLSO	VTK	VWB	WS[2]	WTR
✓	✓				✓	✓	✓		✓		✓	✓	✓			✓					✓		✓	✓

[1] Not available with 6″ fluting.
[2] Not available with wide stile both.

VANITY SINK and HAMPER DRAWER BASE, 34 1/2″ HIGH, 21″ DEEP

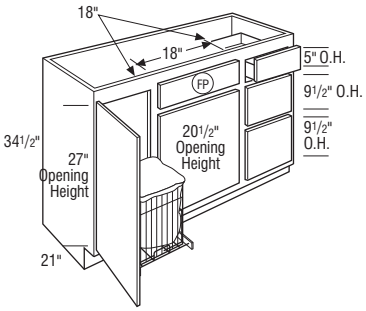

	Cubic Feet	1		2		3		4		5		6		7	
VSHDB543421D L or R	27.2	4146		4307		4427		4627		4822		5195		5568	

- Middle door hinged same side as drawer stack unless specified otherwise.
- Hamper utilizes floor mounted glides.
- Hamper size is 14 9/16″ W x 18 15/16″ H x 17 23/32″ D.
- Chrome basket with creme linen liner.
- Touch-up kit (TUK) and Owner's Guide included.
- Increased Depths available in 1/4″ increments from 21 1/4″ to 24″.
- Only available in Inset and Beaded Inset when used in conjunction with a finial hinge.

(FP) **False Panel**

Door & Drawer Options

CC	CG	GAMD	HC	IFHG	MC	MD	MFO	PRMD	SGLPN	SHMD	SPLITDR	SPLITDRWS	TCG	TCP
	✓	✓		✓		✓		✓		✓				

End Panel Options

AUTH	CSFPE	EXBK	EXDN	FFD	FL/FR	FPE	INTGE	IPE
✓	✓	✓		✓	✓	✓	✓	✓

Custom Modification Options

ADD_SHLF	ADDTK	ADRW	BVR	CBO	CCO	CFNTO	CFP	CFRMO	CLIP	CMAT	CND	CSDGBK	DRWTK	EX	EX_OL	FD	FLUT[1]	FTK	ID	IH	INVFRM	IW
				✓	✓	✓	✓	✓	✓		✓			✓	✓		✓	✓	✓			

MIP	OBRB	PFINBTMB	RD	REC	RECTK	RECTK_6	RECTKFRT6	RH	ROSFLUT	RT	SBCADDY	SBCADDYSM	SCPDRW	TBN	TD	TKP	TVR	UDBX	URT	VLSO	VTK	VWB	WS[2]	WTR
✓	✓				✓	✓	✓		✓		✓	✓	✓			✓					✓		✓	✓

[1] Not available with 6″ fluting.
[2] Not available with wide stile both.

Vanity Sink and Hamper Drawer Base Cabinets

VANITY SINK and HAMPER DRAWER BASE with FOUR DRAWERS, 32″ HIGH, 21″ DEEP

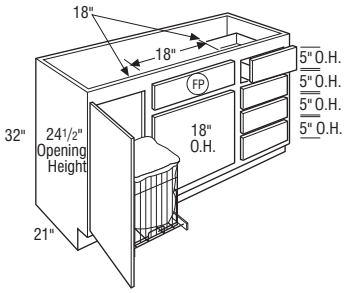

	Cubic Feet	1		2		3		4		5		6		7	
4VSHDB543221D L or R	25.3	4798		4988		5120		5350		5575		6002		6429	

- Middle door hinged same side as drawer stack unless specified otherwise.
- Hamper utilizes floor mounted glides.
- Hamper size is 14 9/16″ W x 18 15/16″ H x 17 23/32″ D.
- Chrome basket with creme linen liner.
- Touch-up kit (TUK) and Owner's Guide included.
- Increased Depths available in 1/4″ increments from 21 1/4″ to 24″.
- Only available in Inset and Beaded Inset when used in conjunction with a finial hinge.

(FP) **False Panel**

Door & Drawer Options

CC	CG	GAMD	HC	IFHG	MC	MD	MFO	PRMD	SGLPN	SHMD	SPLITDR	SPLITDRWS	TCG	TCP
	✓	✓		✓		✓		✓		✓				

End Panel Options

AUTH	CSFPE	EXBK	EXDN	FFD	FL/FR	FPE	INTGE	IPE
✓	✓	✓		✓	✓	✓	✓	✓

Custom Modification Options

ADD_SHLF	ADDTK	ADRW	BVR	CBO	CCO	CFNTO	CFP	CFRMO	CLIP	CMAT	CND	CSDGBK	DRWTK	EX	EX_OL	FD	FLUT[1]	FTK	ID	IH	INVFRM	IW
				✓	✓	✓	✓	✓	✓		✓	✓		✓	✓		✓	✓	✓			

MIP	OBRB	PFINBTMB	RD	REC	RECTK	RECTK_6	RECTKFRT6	RH	ROSFLUT	RT	SBCADDY	SBCADDYSM	SCPDRW	TBN	TD	TKP	TVR	UDBX	URT	VLSO	VTK	VWB	WS[2]	WTR
✓	✓		✓			✓	✓		✓	✓	✓	✓				✓					✓		✓	✓

[1] Not available with 6″ fluting.
[2] Not available with wide stile both.

VANITY SINK and HAMPER DRAWER BASE with FOUR DRAWERS, 34 1/2″ HIGH, 21″ DEEP

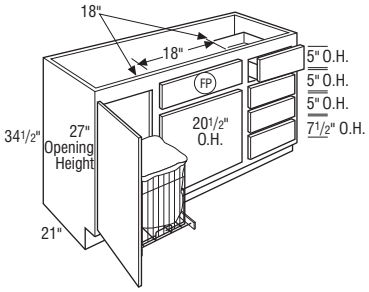

4VSHDB543421D L or R	27.2	4976		5168		5312		5552		5787		6235		6683	

- Middle door hinged same side as drawer stack unless specified otherwise.
- Hamper utilizes floor mounted glides.
- Hamper size is 14 9/16″ W x 18 15/16″ H x 17 23/32″ D.
- Chrome basket with creme linen liner.
- Touch-up kit (TUK) and Owner's Guide included.
- Increased Depths available in 1/4″ increments from 21 1/4″ to 24″.
- Only available in Inset and Beaded Inset when used in conjunction with a finial hinge.

(FP) **False Panel**

Door & Drawer Options

CC	CG	GAMD	HC	IFHG	MC	MD	MFO	PRMD	SGLPN	SHMD	SPLITDR	SPLITDRWS	TCG	TCP
	✓	✓		✓		✓		✓		✓				

End Panel Options

AUTH	CSFPE	EXBK	EXDN	FFD	FL/FR	FPE	INTGE	IPE
✓	✓	✓		✓	✓	✓	✓	✓

Custom Modification Options

ADD_SHLF	ADDTK	ADRW	BVR	CBO	CCO	CFNTO	CFP	CFRMO	CLIP	CMAT	CND	CSDGBK	DRWTK	EX	EX_OL	FD	FLUT[1]	FTK	ID	IH	INVFRM	IW
				✓	✓	✓	✓	✓	✓		✓	✓		✓	✓		✓	✓	✓			

MIP	OBRB	PFINBTMB	RD	REC	RECTK	RECTK_6	RECTKFRT6	RH	ROSFLUT	RT	SBCADDY	SBCADDYSM	SCPDRW	TBN	TD	TKP	TVR	UDBX	URT	VLSO	VTK	VWB	WS[2]	WTR
✓	✓		✓			✓	✓		✓	✓	✓	✓				✓					✓		✓	✓

[1] Not available with 6″ fluting.
[2] Not available with wide stile both.

IH/RH availability charts starting on page G•40.
IW/RW availability charts starting on page G•46.

VANITY SINK FRONT, 32″ or 34 1/2″ HIGH, 4 5/8″ DEEP

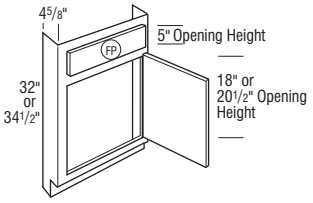

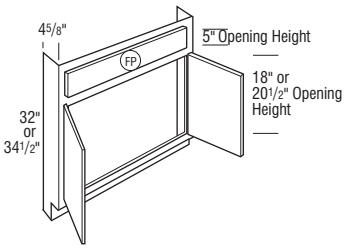

	Cubic Feet	1		2		3		4		5		6		7	
VSF2432 L or R	3.5	914		953		993		1046		1099		1202		1305	
VSF2434 L or R	3.8	956		998		1037		1096		1145		1256		1367	
VSF3032	4.4	1324		1389		1441		1519		1584		1731		1878	
VSF3632	5.2	1389		1457		1505		1583		1673		1828		1983	
VSF3034	4.7	1388		1452		1506		1584		1660		1808		1956	
VSF3634	5.6	1452		1524		1576		1656		1749		1915		2081	

Notes below apply to all products in section above:

- Bottom included.

(FP) **False Panel**

Door & Drawer Options

CC	CG	GAMD	HC	IFHG	MC	MD	MFO	PRMD	SGLPN	SHMD	SPLITDR[1]	SPLITDRWS	TCG	TCP
	✓	✓		✓		✓		✓		✓	✓			

End Panel Options

AUTH	CSFPE	EXBK	EXDN	FFD	FL/FR	FPE	INTGE	IPE

Custom Modification Options

ADD_SHLF	ADDTK	ADRW	BVR	CBO[1]	CCO[1]	CFNTO	CFP	CFRMO	CLIP	CMAT	CND	CSDGBK	DRWTK	EX	EX_OL	FD	FLUT[2]	FTK	ID	IH	INVFRM[1]	IW
				✓	✓						✓			✓	✓		✓	✓			✓	

MIP	OBRB	PFINBTMB	RD	REC	RECTK	RECTK_6	RECTKFRT6	RH	ROSFLUT	RT	SBCADDY	SBCADDYSM	SCPDRW	TBN	TD	TKP	TVR	UDBX	URT	VLSO	VTK	VWB	WS	WTR
✓	✓								✓								✓						✓	✓

[1] Not available on 24″ wide.
[2] Not available with 6″ fluting.

Vanity Drawer Base Cabinets

VANITY THREE DRAWER BASE, 32″ HIGH, 18″ or 21″ DEEP

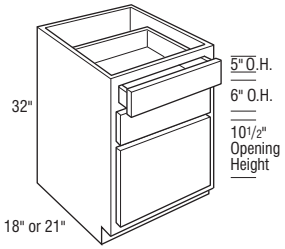

	Cubic Feet	1	2	3	4	5	6	7
VDB123218	5.1	1247	1306	1348	1407	1599	1754	1909
VDB153218	6.2	1367	1421	1473	1536	1754	1913	2072
VDB183218	7.4	1444	1525	1591	1652	1855	2059	2263
VDB213218	8.5	1567	1640	1690	1759	2013	2192	2371
VDB243218	9.7	1631	1704	1770	1854	2086	2296	2506
VDB273218	10.9	2142	2239	2325	2436	2741	3020	3299
VDB303218	12.0	2268	2367	2457	2574	2897	3187	3477
VDB333218	13.2	2325	2421	2519	2640	2971	3271	3571
VDB363218	14.3	2379	2479	2581	2700	3043	3351	3659
VDB123221	6.2	1247	1306	1348	1407	1599	1754	1909
VDB153221	7.5	1367	1421	1473	1536	1754	1913	2072
VDB183221	8.9	1444	1525	1591	1652	1855	2059	2263
VDB213221	10.3	1567	1640	1690	1759	2013	2192	2371
VDB243221	11.6	1631	1704	1770	1854	2086	2296	2506
VDB273221	13.0	2142	2239	2325	2436	2741	3020	3299
VDB303221	14.4	2268	2367	2457	2574	2897	3187	3477
VDB333221	15.7	2325	2421	2519	2640	2971	3271	3571
VDB363221	17.1	2379	2479	2581	2700	3043	3351	3659

- Increased Depths available in 1/4″ increments from 21 1/4″ to 24″.
- Reduced Depths available in 1/4″ increments from 12″ to 20 3/4″.

Door & Drawer Options

CC	CG	GAMD	HC	IFHG	MC	MD	MFO	PRMD	SGLPN	SHMD	SPLITDR	SPLITDRWS	TCG	TCP

End Panel Options

AUTH	CSFPE	EXBK	EXDN	FFD	FL/FR	FPE	INTGE	IPE
✓	✓	✓		✓	✓	✓	✓	✓

Custom Modification Options

ADD_SHLF	ADDTK	ADRW	BVR	CBO	CCO	CFNTO	CFP	CFRMO	CLIP[1]	CMAT	CND	CSDGBK	DRWTK[2]	EX	EX_OL	FD	FLUT[3]	FTK[4]	ID	IH	INVFRM	IW[5]
				✓	✓	✓	✓	✓	✓				✓	✓	✓		✓	✓	✓			✓

MIP	OBRB	PFINBTMB	RD	REC	RECTK	RECTK_6[6]	RECTKFRT6	RH	ROSFLUT	RT	SBCADDY	SBCADDYSM	SCPDRW	TBN	TD	TKP	TVR	UDBX[2]	URT	VLSO	VTK	VWB	WS	WTR
✓	✓		✓		✓	✓	✓		✓				✓			✓		✓			✓		✓	✓

[1] Not available on 12″ wide.
[2] Not available on 12″-21″ wide.
[3] 6″ fluting not available on 12″ or 15″ wide. Fluting both 6″ only available on 24″-36″ wide.
[4] FTKAV and style B-L not available on 12″ wide.
[5] Not available on 36″ wide.
[6] 12″ wide can only be recessed in front and/or back. 15″ and 18″ wide can only be recessed in the front, back, and/or one side only. 18″ deep can not be recessed in both the front and back.

IH/RH availability charts starting on page G•40.
IW/RW availability charts starting on page G•46.

VANITY THREE DRAWER BASE, 34 1/2″ HIGH, 18″ or 21″ DEEP

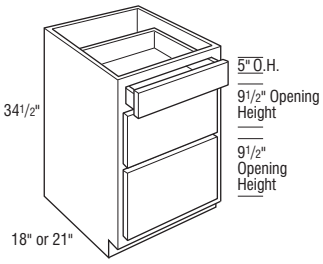

	Cubic Feet	1	2	3	4	5	6	7
VDB123418	5.4	1303	1368	1407	1473	1671	1834	1997
VDB153418	6.7	1429	1486	1540	1608	1834	1998	2162
VDB183418	7.9	1512	1597	1662	1726	1942	2154	2366
VDB213418	9.2	1640	1715	1770	1838	2105	2296	2487
VDB243418	10.4	1707	1780	1851	1936	2184	2400	2616
VDB273418	11.7	2241	2337	2431	2548	2865	3157	3449
VDB303418	12.9	2371	2473	2571	2690	3032	3335	3638
VDB333418	14.2	2431	2532	2633	2757	3110	3421	3732
VDB363418	15.4	2486	2591	2701	2821	3184	3500	3816
VDB123421	6.6	1303	1368	1407	1473	1671	1834	1997
VDB153421	8.1	1429	1486	1540	1608	1834	1998	2162
VDB183421	9.5	1512	1597	1662	1726	1942	2154	2366
VDB213421	11.0	1640	1715	1770	1838	2105	2296	2487
VDB243421	12.5	1707	1780	1851	1936	2184	2400	2616
VDB273421	14.0	2241	2337	2431	2548	2865	3157	3449
VDB303421	15.4	2371	2473	2571	2690	3032	3335	3638
VDB333421	16.9	2431	2532	2633	2757	3110	3421	3732
VDB363421	18.4	2486	2591	2701	2821	3184	3500	3816

- Increased Depths available in 1/4″ increments from 21 1/4″ to 24″.
- Reduced Depths available in 1/4″ increments from 12″ to 20 3/4″.

Door & Drawer Options

CC	CG	GAMD	HC	IFHG	MC	MD	MFO	PRMD	SGLPN	SHMD	SPLITDR	SPLITDRWS	TCG	TCP

End Panel Options

AUTH	CSFPE	EXBK	EXDN	FFD	FL/FR	FPE	INTGE	IPE
✓	✓	✓		✓	✓	✓	✓	✓

Custom Modification Options

ADD_SHLF	ADDTK	ADRW	BVR	CBO	CCO	CFNTO	CFP	CFRMO	CLIP[1]	CMAT	CND	CSDGBK	DRWTK[2]	EX	EX_OL	FD	FLUT[3]	FTK[4]	ID	IH	INVFRM	IW[5]
				✓	✓	✓	✓	✓	✓				✓	✓	✓		✓	✓	✓			✓

MIP	OBRB	PFINBTMB	RD	REC	RECTK	RECTK_6[6]	RECTKFRT6	RH	ROSFLUT	RT	SBCADDY	SBCADDYSM	SCPDRW	TBN	TD	TKP	TVR	UDBX[2]	URT	VLSO	VTK	VWB	WS	WTR
✓	✓	✓			✓	✓	✓		✓				✓			✓		✓			✓		✓	✓

[1] Not available on 12″ wide.
[2] Not available on 12″-21″ wide.
[3] 6″ fluting not available on 12″ or 15″ wide. Fluting both 6″ only available on 24″-36″ wide.
[4] FTKAV and style B-L not available on 12″ wide.
[5] Not available on 36″ wide.
[6] 12″ wide can only be recessed in front and/or back. 15″ and 18″ wide can only be recessed in the front, back, and/or one side only. 18″ deep can not be recessed in both the front and back.

Vanity Drawer Base Cabinets

VANITY FOUR DRAWER BASE, 32″ HIGH, 18″ or 21″ DEEP

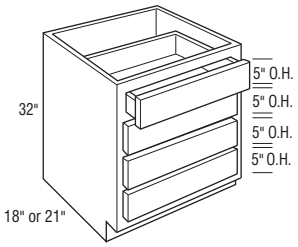

	Cubic Feet	1	2	3	4	5	6	7
4VDB123218	5.1	1497	1567	1618	1688	1919	2105	2291
4VDB153218	6.2	1641	1705	1768	1845	2105	2296	2487
4VDB183218	7.4	1732	1831	1908	1982	2225	2471	2717
4VDB213218	8.5	1881	1967	2027	2111	2415	2631	2847
4VDB243218	9.7	1958	2045	2125	2224	2505	2754	3003
4VDB273218	10.9	2571	2687	2790	2923	3289	3624	3959
4VDB303218	12.0	2722	2839	2948	3088	3478	3826	4174
4VDB333218	13.2	2790	2906	3024	3169	3565	3925	4285
4VDB363218	14.3	2855	2975	3096	3239	3652	4023	4394
4VDB123221	6.5	1497	1567	1618	1688	1919	2105	2291
4VDB153221	7.5	1641	1705	1768	1845	2105	2296	2487
4VDB183221	8.9	1732	1831	1908	1982	2225	2471	2717
4VDB213221	10.3	1881	1967	2027	2111	2415	2631	2847
4VDB243221	11.6	1958	2045	2125	2224	2505	2754	3003
4VDB273221	13.0	2571	2687	2790	2923	3289	3624	3959
4VDB303221	14.4	2722	2839	2948	3088	3478	3826	4174
4VDB333221	15.7	2790	2906	3024	3169	3565	3925	4285
4VDB363221	17.1	2855	2975	3096	3239	3652	4023	4394

- When an Inset or Beaded Inset style is selected, please refer to individual door style sections for drawer front heights that will convert to slab on pages D•11 through D•20.
- Increased Depths available in 1/4″ increments from 21 1/4″ to 24″.
- Reduced Depths available in 1/4″ increments from 12″ to 20 3/4″.

Door & Drawer Options

CC	CG	GAMD	HC	IFHG	MC	MD	MFO	PRMD	SGLPN	SHMD	SPLITDR	SPLITDRWS	TCG	TCP

End Panel Options

AUTH	CSFPE	EXBK	EXDN	FFD	FL/FR	FPE	INTGE	IPE
✓	✓	✓		✓	✓	✓	✓	✓

Custom Modification Options

ADD_SHLF	ADDTK	ADRW	BVR	CBO	CCO	CFNTO	CFP	CFRMO	CLIP[1]	CMAT	CND	CSDGBK	DRWTK[2]	EX	EX_OL	FD	FLUT[3]	FTK	ID	IH	INVFRM	IW[4]
				✓	✓	✓		✓	✓				✓	✓	✓		✓	✓	✓	✓		✓

MIP	OBRB	PFINBTMB	RD	REC	RECTK	RECTK_6[5]	RECTKFRT6	RH	ROSFLUT	RT	SBCADDY	SBCADDYSM	SCPDRW	TBN	TD	TKP	TVR	UDBX	URT	VLSO	VTK	VWB	WS[6]	WTR
✓	✓		✓			✓	✓		✓	✓			✓			✓					✓		✓	✓

[1] Not available on 12″ wide.
[2] Not available on 12″-21″ wide.
[3] 6″ fluting not available on 12″ or 15″ wide. Fluting both 6″ also not available on 18″ or 21″ wide.
[4] Not available on 36″ wide.
[5] 12″ wide can only be recessed in front and/or back. 15″ and 18″ wide can only be recessed in the front, back, and/or one side only. 18″ deep can not be recessed in both the front and back.
[6] Not available on 12″ wide.

IH/RH availability charts starting on page G•40.
IW/RW availability charts starting on page G•46.

VANITY FOUR DRAWER BASE, 34 1/2″ HIGH, 18″ or 21″ DEEP

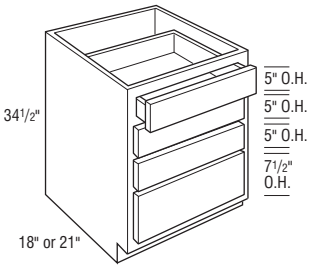

	Cubic Feet	1	2	3	4	5	6	7
4VDB123418	5.4	1564	1642	1688	1768	2005	2202	2399
4VDB153418	6.7	1716	1784	1848	1929	2202	2398	2594
4VDB183418	7.9	1815	1915	1995	2072	2330	2585	2840
4VDB213418	9.2	1967	2058	2125	2207	2526	2754	2982
4VDB243418	10.4	2049	2136	2222	2324	2620	2880	3140
4VDB273418	11.7	2690	2806	2918	3057	3437	3788	4139
4VDB303418	12.9	2844	2967	3085	3229	3639	4002	4365
4VDB333418	14.2	2918	3039	3160	3308	3731	4105	4479
4VDB363418	15.4	2983	3110	3240	3384	3821	4200	4579
4VDB123421	6.6	1564	1642	1688	1768	2005	2202	2399
4VDB153421	8.1	1716	1784	1848	1929	2202	2398	2594
4VDB183421	9.5	1815	1915	1995	2072	2330	2585	2840
4VDB213421	11.0	1967	2058	2125	2207	2526	2754	2982
4VDB243421	12.5	2049	2136	2222	2324	2620	2880	3140
4VDB273421	14.0	2690	2806	2918	3057	3437	3788	4139
4VDB303421	15.4	2844	2967	3085	3229	3639	4002	4365
4VDB333421	16.9	2918	3039	3160	3308	3731	4105	4479
4VDB363421	18.4	2983	3110	3240	3384	3821	4200	4579

- When an Inset or Beaded Inset style is selected, please refer to individual door style sections for drawer front heights that will convert to slab on pages D•11 through D•20.
- Increased Depths available in 1/4″ increments from 21 1/4″ to 24″.
- Reduced Depths available in 1/4″ increments from 12″ to 20 3/4″.

Door & Drawer Options

CC	CG	GAMD	HC	IFHG	MC	MD	MFO	PRMD	SGLPN	SHMD	SPLITDR	SPLITDRWS	TCG	TCP

End Panel Options

AUTH	CSFPE	EXBK	EXDN	FFD	FL/FR	FPE	INTGE	IPE
✓	✓	✓		✓	✓	✓	✓	✓

Custom Modification Options

ADD_SHLF	ADDTK	ADRW	BVR	CBO	CCO	CFNTO	CFP	CFRMO	CLIP[1]	CMAT	CND	CSDGBK	DRWTK[2]	EX	EX_OL	FD	FLUT[3]	FTK	ID	IH	INVFRM	IW[4]
				✓	✓	✓		✓	✓				✓	✓	✓		✓	✓	✓			✓

MIP	OBRB	PFINBTMB	RD	REC	RECTK	RECTK_6[5]	RECTKFRT6	RH	ROSFLUT	RT	SBCADDY	SBCADDYSM	SCPDRW	TBN	TD	TKP	TVR	UDBX	URT	VLSO	VTK	VWB	WS[6]	WTR
✓	✓		✓			✓	✓		✓	✓			✓			✓					✓		✓	✓

[1] Not available on 12″ wide.
[2] Not available on 12″-21″ wide.
[3] 6″ fluting not available on 12″ or 15″ wide. Fluting both 6″ also not available on 18″ or 21″ wide.
[4] Not available on 36″ wide.
[5] 12″ wide can only be recessed in front and/or back. 15″ and 18″ wide can only be recessed in the front, back, and/or one side only. 18″ deep can not be recessed in both the front and back.
[6] Not available on 12″ wide.

VANITY ANGLED CORNER SINK FRONT, 32″ HIGH

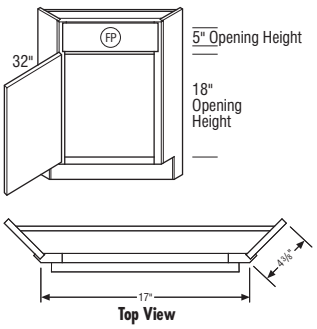

	Cubic Feet	1	2	3	4	5	6	7
VACSF L or R	2.9	1276	1329	1370	1441	1517	1653	1789

- Floor included and packed separately.
- Tilt-out tray available as an accessory.
- Touch-up kit (TUK) and Owner's Guide included.

(FP) **False Panel**

Door & Drawer Options

CC	CG	GAMD	HC	IFHG	MC	MD	MFO	PRMD	SGLPN	SHMD	SPLITDR	SPLITDRWS	TCG	TCP
	✓			✓		✓		✓						

End Panel Options

AUTH	CSFPE	EXBK	EXDN	FFD	FL/FR	FPE	INTGE	IPE

Custom Modification Options

ADD_SHLF	ADDTK	ADRW	BVR	CBO	CCO	CFNTO	CFP	CFRMO	CLIP	CMAT	CND	CSDGBK	DRWTK	EX	EX_OL	FD	FLUT	FTK	ID	IH	INVFRM	IW
											✓							✓	✓			

MIP	OBRB	PFINBTMB	RD	REC	RECTK	RECTK_6	RECTKFRT6	RH	ROSFLUT	RT	SBCADDY	SBCADDYSM	SCPDRW	TBN	TD	TKP	TVR	UDBX	URT	VLSO	VTK	VWB	WS	WTR
✓	✓							✓													✓			✓

Under Counter Drawers

UNDER COUNTER DRAWER, 5″ HIGH, 18″ or 21″ DEEP

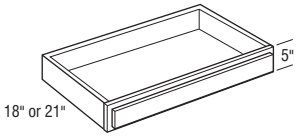

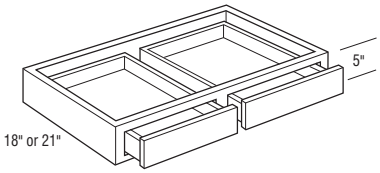

	Cubic Feet	1	2	3	4	5	6	7
UCD1518	1.3	467	467	467	467	467	467	467
UCD1818	1.5	485	485	485	485	485	485	485
UCD2118	1.7	512	512	512	512	512	512	512
UCD2418	2.0	544	544	544	544	544	544	544
UCD2718	2.2	582	582	582	582	582	582	582
UCD1521	1.5	467	467	467	467	467	467	467
UCD1821	1.7	485	485	485	485	485	485	485
UCD2121	2.0	512	512	512	512	512	512	512
UCD2421	2.3	544	544	544	544	544	544	544
UCD2721	2.5	582	582	582	582	582	582	582
UCD3018	2.5	586	586	586	586	586	586	586
UCD3318	2.7	618	618	618	618	618	618	618
UCD3618	2.9	636	636	636	636	636	636	636
UCD3021	2.8	586	586	586	586	586	586	586
UCD3321	3.0	618	618	618	618	618	618	618
UCD3621	3.3	636	636	636	636	636	636	636

- Kirkwood and Pleasant Hill will utilize a 5-piece drawer front, all other styles will be slab.
- When an Inset or Beaded Inset style is selected, drawer fronts will be slab.
- Increased Depths available in 1/4″ increments from 21 1/4″ to 24″.
- Reduced Depths available in 1/4″ increments from 12″ to 20 3/4″.

Door & Drawer Options

CC	CG	GAMD	HC	IFHG	MC	MD	MFO	PRMD	SGLPN	SHMD	SPLITDR	SPLITDRWS	TCG	TCP

End Panel Options

AUTH	CSFPE	EXBK	EXDN	FFD	FL/FR	FPE	INTGE	IPE
	✓	✓			✓	✓		

Custom Modification Options

ADD_SHLF	ADDTK	ADRW	BVR	CBO	CCO	CFNTO	CFP	CFRMO	CLIP	CMAT	CND	CSDGBK	DRWTK	EX	EX_OL	FD	FLUT	FTK	ID	IH	INVFRM	IW[1]
									✓					✓					✓	✓		✓

MIP	OBRB	PFINBTMB	RD	REC	RECTK	RECTK_6	RECTKFRT6	RH	ROSFLUT	RT	SBCADDY	SBCADDYSM	SCPDRW	TBN	TD	TKP	TVR	UDBX	URT	VLSO	VTK	VWB	WS	WTR
✓			✓																				✓	✓

[1] Not available on 36″ wide.

UNDER COUNTER DRAWER, TRIMMABLE, 5″ HIGH, 21″ DEEP

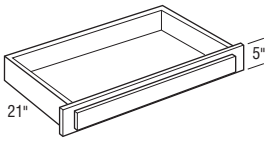

	Cubic Feet	1	2	3	4	5	6	7
UCD2418T	2.3	519	519	519	519	519	519	519
UCD2721T	2.5	544	544	544	544	544	544	544
UCD3024T	2.8	583	583	583	583	583	583	583
UCD3630T	3.3	625	625	625	625	625	625	625
UCD4236T	3.8	686	686	686	686	686	686	686

- Trimmable up to 6″.
- When an Inset or Beaded Inset style is selected, drawer fronts will be slab.
- Kirkwood and Pleasant Hill will utilize a 5-piece drawer front, all other styles will be slab.
- Increased Depths available in 1/4″ increments from 21 1/4″ to 24″.
- Reduced Depths available in 1/4″ increments from 12″ to 20 3/4″.

Door & Drawer Options

CC	CG	GAMD	HC	IFHG	MC	MD	MFO	PRMD	SGLPN	SHMD	SPLITDR	SPLITDRWS	TCG	TCP

End Panel Options

AUTH	CSFPE	EXBK	EXDN	FFD	FL/FR	FPE	INTGE	IPE
	✓	✓			✓	✓		

Custom Modification Options

ADD_SHLF	ADDTK	ADRW	BVR	CBO	CCO	CFNTO	CFP	CFRMO	CLIP	CMAT	CND	CSDGBK	DRWTK	EX[1]	EX_OL	FD	FLUT	FTK	ID	IH	INVFRM	IW[2]
									✓					✓					✓	✓		✓

MIP	OBRB	PFINBTMB	RD	REC	RECTK	RECTK_6	RECTKFRT6	RH	ROSFLUT	RT	SBCADDY	SBCADDYSM	SCPDRW	TBN	TD	TKP	TVR	UDBX	URT	VLSO	VTK	VWB	WS	WTR
✓			✓																				✓	✓

[1] Only available on 24″ wide.
[2] Not available on 36″ or 42″ wide.

IH/RH availability charts starting on page G•40.
IW/RW availability charts starting on page G•46.

VANITY UTILITY, 84″ or 87″ HIGH, 21″ DEEP

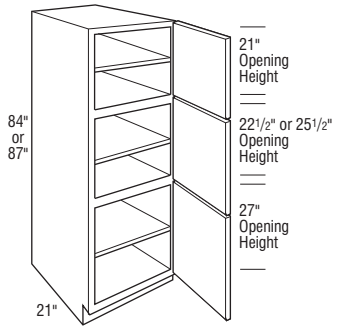

	Cubic Feet	1		2		3		4		5		6		7	
UV158421 L or R	19.2	2315		2430		2514		2652		2789		3047		3305	
UV188421 L or R	22.7	2410		2524		2622		2764		2914		3186		3458	
UV218421 L or R	26.2	2534		2658		2749		2904		3068		3357		3646	
UV248421 L or R	29.7	2679		2812		2907		3064		3224		3524		3824	
UV158721 L or R	19.9	2526		2650		2745		2891		3063		3347		3631	
UV188721 L or R	23.5	2644		2768		2866		3025		3203		3497		3791	
UV218721 L or R	27.1	2786		2919		3023		3185		3377		3686		3995	
UV248721 L or R	30.7	2920		3062		3170		3340		3537		3866		4195	

- Includes three adjustable shelves.
- Increased Depths available in 1/4″ increments from 21 1/4″ to 30″.
- Reduced Depths available in 1/4″ increments from 6″ to 20 3/4″.

Door & Drawer Options

CC	CG	GAMD	HC	IFHG	MC	MD	MFO	PRMD	SGLPN	SHMD	SPLITDR	SPLITDRWS	TCG	TCP
	✓	✓		✓		✓	✓	✓		✓				

End Panel Options

AUTH	CSFPE	EXBK	EXDN	FFD	FL/FR	FPE	INTGE	IPE
✓	✓	✓		✓	✓	✓	✓	✓

Custom Modification Options

ADD_SHLF	ADDTK	ADRW	BVR	CBO	CCO	CFNTO	CFP	CFRMO	CLIP	CMAT	CND	CSDGBK	DRWTK[1]	EX	EX_OL	FD	FLUT[2]	FTK	ID	IH	INVFRM	IW[3]
				✓	✓	✓		✓	✓		✓	✓	✓	✓	✓		✓	✓	✓			✓

MIP	OBRB	PFINBTMB	RD	REC	RECTK	RECTK_6	RECTKFRT6	RH	ROSFLUT[4]	RT	SBCADDY	SBCADDYSM	SCPDRW	TBN	TD	TKP	TVR[5]	UDBX	URT	VLSO	VTK	VWB	WS	WTR
✓	✓		✓						✓	✓					✓		✓						✓	✓

[1] Only available on 24″ wide.
[2] Fluting both 3″ not available on 1584 version. Not available with 6″ fluting.
[3] Not available on 24″ wide.
[4] Fluting both not available on 1584 version.
[5] Not available on 2484 version.

VANITY UTILITY, 90″ or 93″ HIGH, 21″ DEEP

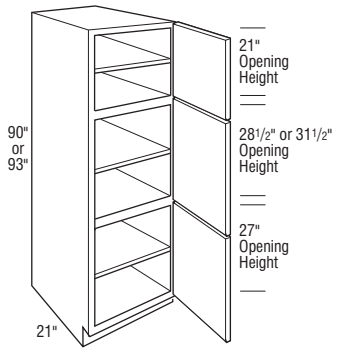

	Cubic Feet	1		2		3		4		5		6		7	
UV159021 L or R	20.5	2781		2913		3018		3181		3369		3681		3993	
UV189021 L or R	24.3	2907		3047		3154		3325		3524		3847		4170	
UV219021 L or R	28.0	3063		3211		3324		3502		3710		4053		4396	
UV249021 L or R	31.7	3212		3367		3486		3675		3895		4253		4611	
UV159321 L or R	21.2	3058		3206		3320		3497		3705		4046		4387	
UV189321 L or R	25.1	3197		3351		3469		3660		3875		4232		4589	
UV219321 L or R	28.9	3369		3531		3655		3853		4080		4458		4836	
UV249321 L or R	32.8	3533		3703		3834		4042		4282		4676		5070	

- Includes three adjustable shelves.
- 90″ high toekick shipped attached.
- 93″ high is shipped with loose toekick unless ATTTK or Flush Toekick is specified.
- Increased Depths available in 1/4″ increments from 21 1/4″ to 30″.
- Reduced Depths available in 1/4″ increments from 6″ to 20 3/4″.

Door & Drawer Options

CC	CG	GAMD	HC	IFHG	MC	MD	MFO	PRMD	SGLPN	SHMD	SPLITDR	SPLITDRWS	TCG	TCP
	✓	✓		✓		✓	✓	✓		✓				

End Panel Options

AUTH	CSFPE	EXBK	EXDN	FFD	FL/FR	FPE	INTGE	IPE
✓	✓	✓		✓	✓	✓	✓	✓

Custom Modification Options

ADD_SHLF	ADDTK[1]	ADRW	BVR	CBO	CCO	CFNTO	CFP	CFRMO	CLIP	CMAT	CND	CSDGBK	DRWTK[2]	EX	EX_OL	FD	FLUT[3]	FTK	ID	IH	INVFRM	IW[4]
	✓			✓	✓	✓		✓	✓		✓	✓	✓	✓	✓		✓	✓	✓			✓

MIP	OBRB	PFINBTMB	RD	REC	RECTK	RECTK_6	RECTKFRT6	RH	ROSFLUT[5]	RT	SBCADDY	SBCADDYSM	SCPDRW	TBN	TD	TKP	TVR[6]	UDBX	URT	VLSO	VTK	VWB	WS	WTR
✓	✓		✓						✓	✓					✓		✓						✓	✓

[1] Only available on 93″ high.
[2] Only available on 24″ wide.
[3] Fluting both 3″ not available on 1590 version. Not available with 6″ fluting.
[4] Not available on 24″ wide.
[5] Fluting both not available on 1590 version.
[6] Not available on 2490 version.

Vanity Utility Cabinets

VANITY UTILITY, 96″ HIGH, 21″ DEEP

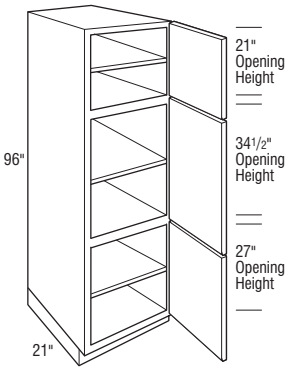

	Cubic Feet	1		2		3		4		5		6		7	
UV159621 L or R	21.9	3217		3372		3490		3681		3898		4258		4618	
UV189621 L or R	25.9	3363		3526		3650		3848		4076		4452		4828	
UV219621 L or R	29.8	3543		3714		3844		4053		4295		4689		5083	
UV249621 L or R	33.8	3715		3896		4030		4253		4501		4919		5337	

- Includes three adjustable shelves.
- Increased Depths available in 1/4″ increments from 21 1/4″ to 30″.
- Reduced Depths available in 1/4″ increments from 6″ to 20 3/4″.

Door & Drawer Options

CC	CG	GAMD	HC	IFHG	MC	MD	MFO	PRMD	SGLPN	SHMD	SPLITDR	SPLITDRWS	TCG	TCP
	✓	✓		✓		✓	✓	✓		✓				

End Panel Options

AUTH	CSFPE	EXBK	EXDN	FFD	FL/FR	FPE	INTGE	IPE
✓	✓	✓		✓	✓	✓	✓	✓

Custom Modification Options

ADD_SHLF	ADDTK	ADRW	BVR	CBO	CCO	CFNTO	CFP	CFRMO	CLIP	CMAT	CND	CSDGBK	DRWTK[1]	EX	EX_OL	FD	FLUT[2]	FTK	ID	IH	INVFRM	IW[3]
	✓			✓	✓	✓		✓	✓		✓	✓	✓	✓	✓		✓	✓	✓			✓

MIP	OBRB	PFINBTMB	RD	REC	RECTK	RECTK_6	RECTKFRT6	RH	ROSFLUT[4]	RT	SBCADDY	SBCADDYSM	SCPDRW	TBN	TD	TKP	TVR[4]	UDBX	URT	VLSO	VTK	VWB	WS	WTR
✓	✓		✓						✓	✓					✓		✓						✓	✓

[1] Only available on 24″ wide.
[2] Not available on 24″ wide. Fluting both 3″ not available on 15″ wide. Not available with 6″ fluting.
[3] Not available on 24″ wide.
[4] Not available on 24″ wide. Fluting both not available on 15″ wide.

VANITY UTILITY, 84″ or 87″ HIGH, 21″ DEEP

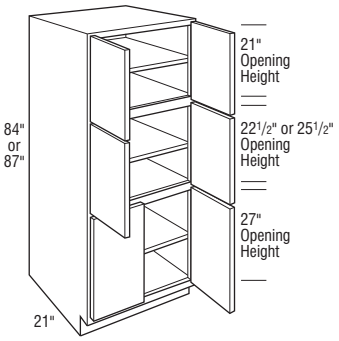

UV248421	29.7	3371	3533	3660	3855	4084	4461	4838
UV248721	30.7	3708	3886	4023	4244	4494	4908	5322

- Includes three adjustable shelves.
- Increased Depths available in 1/4″ increments from 21 1/4″ to 30″.
- Reduced Depths available in 1/4″ increments from 6″ to 20 3/4″.

Door & Drawer Options

CC	CG	GAMD	HC	IFHG	MC	MD	MFO	PRMD	SGLPN	SHMD	SPLITDR[1]	SPLITDRWS	TCG	TCP
	✓	✓		✓		✓	✓	✓		✓	✓			

End Panel Options

AUTH	CSFPE	EXBK	EXDN	FFD	FL/FR	FPE	INTGE	IPE
✓	✓	✓		✓	✓	✓	✓	✓

Custom Modification Options

ADD_SHLF	ADDTK	ADRW	BVR	CBO	CCO	CFNTO	CFP	CFRMO	CLIP	CMAT	CND	CSDGBK	DRWTK	EX	EX_OL	FD	FLUT[2]	FTK	ID	IH	INVFRM	IW
				✓	✓	✓		✓			✓	✓	✓	✓	✓		✓	✓	✓			✓

MIP	OBRB	PFINBTMB	RD	REC	RECTK	RECTK_6	RECTKFRT6	RH	ROSFLUT[3]	RT	SBCADDY	SBCADDYSM	SCPDRW	TBN	TD	TKP	TVR	UDBX	URT	VLSO	VTK	VWB	WS	WTR
✓	✓		✓						✓	✓					✓		✓						✓	✓

[1] Not available on 84″ high.
[2] Not available on 87″ high. Not available with 6″ fluting.
[3] Not available on 87″ high.

IH/RH availability charts starting on page G•40.
IW/RW availability charts starting on page G•46.

VANITY UTILITY, 90″ or 93″ HIGH, 21″ DEEP

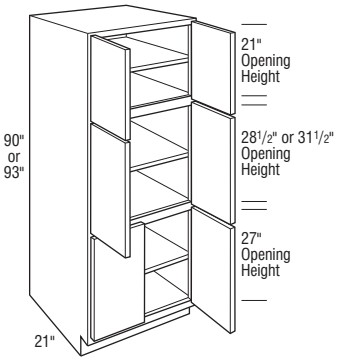

	Cubic Feet	1		2		3		4		5		6		7	
UV249021	31.7	4078		4275		4429		4669		4944		5399		5854	
UV249321	32.8	4489		4702		4868		5134		5437		5939		6441	

- Includes three adjustable shelves.
- 90″ high toekick shipped attached.
- 93″ high is shipped with loose toekick unless ATTTK or Flush Toekick is specified.
- Increased Depths available in 1/4″ increments from 21 1/4″ to 30″.
- Reduced Depths available in 1/4″ increments from 6″ to 20 3/4″.

Door & Drawer Options

CC	CG	GAMD	HC	IFHG	MC	MD	MFO	PRMD	SGLPN	SHMD	SPLITDR[1]	SPLITDRWS	TCG	TCP
	✓	✓		✓		✓	✓	✓		✓	✓			

End Panel Options

AUTH	CSFPE	EXBK	EXDN	FFD	FL/FR	FPE	INTGE	IPE
✓	✓	✓		✓	✓	✓	✓	✓

Custom Modification Options

ADD_SHLF	ADDTK[2]	ADRW	BVR	CBO	CCO	CFNTO	CFP	CFRMO	CLIP	CMAT	CND	CSDGBK	DRWTK	EX	EX_OL	FD	FLUT[3]	FTK	ID	IH	INVFRM	IW
	✓			✓	✓	✓		✓			✓	✓	✓	✓	✓		✓	✓	✓			✓

MIP	OBRB	PFINBTMB	RD	REC	RECTK	RECTK_6	RECTKFRT6	RH	ROSFLUT[4]	RT	SBCADDY	SBCADDYSM	SCPDRW	TBN	TD	TKP	TVR	UDBX	URT	VLSO	VTK	VWB	WS	WTR
✓	✓		✓						✓	✓					✓		✓						✓	✓

[1] Not available on 90″ high.
[2] Only available on 93″ high.
[3] Not available on 93″ high. Not available with 6″ fluting.
[4] Not available on 93″ high.

VANITY UTILITY, 96″ HIGH, 21″ DEEP

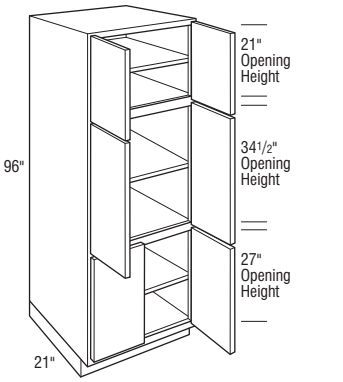

	Cubic Feet	1		2		3		4		5		6		7	
UV249621	33.8	4719		4947		5121		5399		5718		6246		6774	

- Includes three adjustable shelves.
- Increased Depths available in 1/4″ increments from 21 1/4″ to 30″.
- Reduced Depths available in 1/4″ increments from 6″ to 20 3/4″.

Door & Drawer Options

CC	CG	GAMD	HC	IFHG	MC	MD	MFO	PRMD	SGLPN	SHMD	SPLITDR	SPLITDRWS	TCG	TCP
	✓	✓		✓		✓	✓	✓		✓				

End Panel Options

AUTH	CSFPE	EXBK	EXDN	FFD	FL/FR	FPE	INTGE	IPE
✓	✓	✓		✓	✓	✓	✓	✓

Custom Modification Options

ADD_SHLF	ADDTK	ADRW	BVR	CBO	CCO	CFNTO	CFP	CFRMO	CLIP	CMAT	CND	CSDGBK	DRWTK	EX	EX_OL	FD	FLUT[1]	FTK	ID	IH	INVFRM	IW
	✓			✓	✓	✓		✓			✓	✓	✓	✓	✓		✓	✓	✓			✓

MIP	OBRB	PFINBTMB	RD	REC	RECTK	RECTK_6	RECTKFRT6	RH	ROSFLUT	RT	SBCADDY	SBCADDYSM	SCPDRW	TBN	TD	TKP	TVR	UDBX	URT	VLSO	VTK	VWB	WS	WTR
✓	✓		✓						✓	✓					✓		✓						✓	✓

[1] Not available with 6″ fluting.

Vanity Utility & Linen Closet Cabinets

VANITY UTILITY with DRAWERS, 84″ HIGH, 21″ DEEP

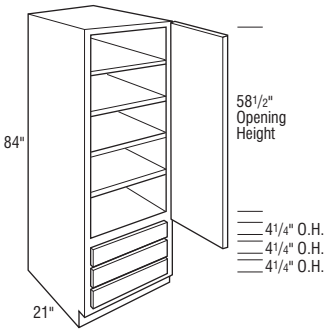

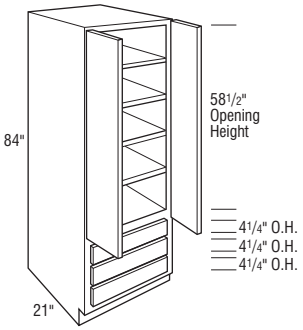

	Cubic Feet	1		2		3		4		5		6		7	
VUD188421 L or R	22.7	3120		3273		3385		3571		3767		4115		4463	
VUD248421 L or R	29.7	3382		3547		3668		3875		4083		4461		4839	
VUD248421	29.7	3639		3817		3951		4165		4409		4819		5229	

Notes below apply to all products in section above:

- Includes four adjustable shelves.
- When an Inset or Beaded Inset style is selected, drawer fronts will be slab.
- Bottom section of drawers does not match vanity base height.
- Large opening on tall doors will include two center panels divided by a horizontal rail.
- Increased Depths available in 1/4″ increments from 21 1/4″ to 24″.
- Reduced Depths available in 1/4″ increments from 12″ to 20 3/4″.

Door & Drawer Options

CC	CG	GAMD	HC	IFHG	MC	MD	MFO	PRMD	SGLPN	SHMD	SPLITDR	SPLITDRWS	TCG	TCP
	✓			✓			✓		✓					

End Panel Options

AUTH	CSFPE	EXBK	EXDN	FFD	FL/FR	FPE	INTGE	IPE
✓	✓	✓		✓	✓	✓	✓	✓

Custom Modification Options

ADD_SHLF	ADDTK	ADRW	BVR	CBO	CCO	CFNTO	CFP	CFRMO	CLIP[1]	CMAT	CND	CSDGBK	DRWTK[1]	EX	EX_OL	FD	FLUT[3]	FTK	ID	IH	INVFRM	IW
				✓	✓	✓		✓	✓		✓	✓	✓	✓	✓		✓	✓	✓			

MIP	OBRB	PFINBTMB	RD	REC	RECTK	RECTK_6	RECTKFRT6	RH	ROSFLUT	RT	SBCADDY	SBCADDYSM	SCPDRW	TBN	TD	TKP	TVR	UDBX	URT	VLSO	VTK	VWB	WS	WTR
✓	✓		✓						✓	✓							✓						✓	✓

[1] Not available on 24″ (2 doors) wide.
[2] Not available on 18″ wide.
[3] Not available with 6″ fluting.

LINEN CLOSET, 84″ HIGH, 21″ DEEP

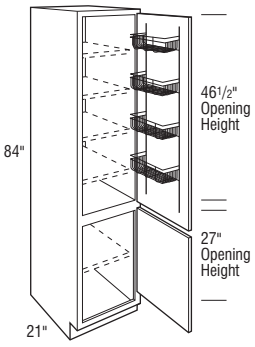

	Cubic Feet	1		2		3		4		5		6		7	
LC188421 L or R	22.7	2660		2777		2875		3015		3169		3440		3711	

- Upper section includes a 5″ deep chrome door rack.
- Upper section includes four adjustable shelves that are 13 1/4″ deep.
- Lower section includes one adjustable shelf that is 19 1/4″ deep.
- Increased Depths available in 3″ increments to 24″.
- Reduced Depths available in 3″ increments from 15″ to 18″.
- Not available on Inset and Beaded Inset styles.

Door & Drawer Options

CC	CG	GAMD	HC	IFHG	MC	MD	MFO	PRMD	SGLPN	SHMD	SPLITDR	SPLITDRWS	TCG	TCP

End Panel Options

AUTH	CSFPE	EXBK	EXDN	FFD	FL/FR	FPE	INTGE	IPE
✓	✓	✓			✓	✓	✓	

Custom Modification Options

ADD_SHLF	ADDTK	ADRW	BVR	CBO	CCO	CFNTO	CFP	CFRMO	CLIP	CMAT	CND	CSDGBK	DRWTK	EX	EX_OL	FD	FLUT[1]	FTK	ID	IH	INVFRM	IW
				✓	✓	✓		✓						✓	✓		✓	✓	✓			

MIP	OBRB	PFINBTMB	RD	REC	RECTK	RECTK_6	RECTKFRT6	RH	ROSFLUT	RT[2]	SBCADDY	SBCADDYSM	SCPDRW	TBN	TD	TKP	TVR	UDBX	URT	VLSO	VTK	VWB	WS	WTR
✓	✓		✓		✓				✓	✓						✓	✓				✓			✓

[1] Not available with 6″ fluting.
[2] Only available on lower section.

IH/RH availability charts starting on page G•40.
IW/RW availability charts starting on page G•46.

LINEN CLOSET with REMOVABLE HAMPER, 84″ HIGH, 21″ DEEP

S

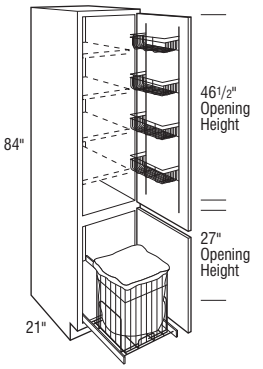

	Cubic Feet	1		2		3		4		5		6		7	
LCRH188421 L or R	22.7	3496		3615		3710		3850		4003		4275		4547	

- Upper section includes a 5″ deep chrome door rack.
- Includes four adjustable shelves that are 13 1/4″ deep.
- Hamper utilizes floor mounted glides.
- Hamper size is 14 9/16″ W x 18 15/16″ H x 17 23/32″ D.
- Chrome basket with creme linen liner.
- Increased Depths available in 1/4″ increments from 21 1/4″ to 30″.
- Not available on Inset and Beaded Inset styles.

Door & Drawer Options

CC	CG	GAMD	HC	IFHG	MC	MD	MFO	PRMD	SGLPN	SHMD	SPLITDR	SPLITDRWS	TCG	TCP

End Panel Options

AUTH	CSFPE	EXBK	EXDN	FFD	FL/FR	FPE	INTGE	IPE
✓	✓	✓			✓	✓	✓	

Custom Modification Options

ADD_SHLF	ADDTK	ADRW	BVR	CBO	CCO	CFNTO	CFP	CFRMO	CLIP	CMAT	CND	CSDGBK	DRWTK	EX	EX_OL	FD	FLUT[1]	FTK	ID	IH	INVFRM	IW
				✓	✓	✓		✓						✓	✓		✓	✓				

MIP	OBRB	PFINBTMB	RD	REC	RECTK	RECTK_6	RECTKFRT6	RH	ROSFLUT	RT	SBCADDY	SBCADDYSM	SCPDRW	TBN	TD	TKP	TVR	UDBX	URT	VLSO	VTK	VWB	WS	WTR
✓	✓				✓				✓							✓	✓				✓			✓

[1] Not available with 6″ fluting.

LINEN STORAGE CABINET, 84″ HIGH, 18″ or 21″ DEEP

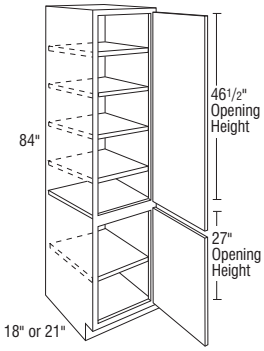

LT188418 L or R	19.9	2500		2610		2702		2834		2979		3233		3487	
LT218418 L or R	22.9	2997		3129		3240		3397		3571		3876		4181	
LT188421 L or R	22.9	2500		2610		2702		2834		2979		3233		3487	
LT218421 L or R	26.3	2997		3129		3240		3397		3571		3876		4181	

- Shelves indicated by light dotted lines are included, but packaged separately.
- Shelf indicated by solid line is fixed.
- Recommended for use with 34 1/2″ high cabinets (bottom door will align with top of drawer front or top of full height door).
- Increased Depths available in 1/4″ increments from 21 1/4″ to 30″.
- Reduced Depths available in 1/4″ increments from 12″ to 20 3/4″.

Door & Drawer Options

CC	CG	GAMD	HC	IFHG	MC	MD[1]	MFO	PRMD[1]	SGLPN	SHMD	SPLITDR	SPLITDRWS	TCG	TCP
	✓					✓	✓	✓						

End Panel Options

AUTH	CSFPE	EXBK	EXDN	FFD	FL/FR	FPE	INTGE	IPE
✓	✓	✓		✓		✓	✓	

Custom Modification Options

ADD_SHLF	ADDTK	ADRW	BVR	CBO	CCO	CFNTO	CFP	CFRMO	CLIP	CMAT	CND	CSDGBK	DRWTK	EX	EX_OL	FD	FLUT[2]	FTK	ID[3]	IH	INVFRM	IW
				✓	✓	✓			✓		✓	✓	✓	✓	✓		✓	✓	✓			

MIP	OBRB	PFINBTMB	RD	REC	RECTK	RECTK_6	RECTKFRT6	RH	ROSFLUT	RT	SBCADDY	SBCADDYSM	SCPDRW	TBN	TD	TKP	TVR	UDBX	URT	VLSO	VTK	VWB	WS	WTR
			✓		✓																		✓	✓

[1] Only available on top section.
[2] Not available with 6″ fluting.
[3] Not available on 18″ deep.

BATH WALL HUNG SINK CONSOLE, 21″ HIGH, 21″ DEEP

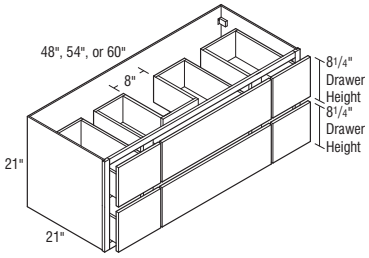

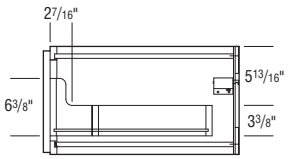

Top U-shaped drawer box has cascading side drawer feature.

	Cubic Feet	1		2		3		4		5		6		7	
BCWHC4821	14.9	3377		3553		3675		3873		4083		4457		4831	
BCWHC5421	16.7	3504		3688		3816		4021		4237		4628		5019	
BCWHC6021	18.5	3633		3825		3955		4168		4393		4798		5203	

- Six drawers.
- Top middle drawer is U-shaped.
- Includes hanging hardware.
- Flush Finished Ends standard.
- Sink bowl clearance to top of drawer box is 5 13/16″.
- Touch-up kit (TUK) and Owner's Guide included.
- Unit must be securely fastened with sufficient type, quantity, and size of screws to all available wall studs and internal structural wall blocking placed between wall studs.
- Do not exceed loading of 25 lbs. / SF for countertop and sink.
- Do not exceed loading of 15 lbs. / SF for contents on shelves and/or in drawers.
- Avoid use of concrete or other heavy masonry countertops.
- Installation to be performed by qualified professionals only.
- Securing the end panels and face frame to the structural members available is recommended during installation. When ID is specified, the cabinet MUST be fastened to adjacent cabinets or to structural members on each side in addition to the back installation instructions.

Door & Drawer Options

CC	CG	GAMD	HC	IFHG	MC	MD	MFO	PRMD	SGLPN	SHMD	SPLITDR	SPLITDRWS	TCG	TCP

End Panel Options

AUTH	CSFPE	EXBK	EXDN	FFD	FL/FR	FPE	INTGE	IPE
✓	✓							✓

Custom Modification Options

ADD_SHLF	ADDTK	ADRW	BVR	CBO	CCO	CFNTO	CFP	CFRMO	CLIP	CMAT	CND	CSDGBK	DRWTK	EX	EX_OL	FD	FLUT	FTK	ID	IH	INVFRM	IW[1]
				✓	✓	✓	✓	✓				✓		✓	✓		✓		✓			✓

MIP	OBRB	PFINBTMB	RD	REC	RECTK	RECTK_6	RECTKFRT6	RH	ROSFLUT	RT	SBCADDY	SBCADDYSM	SCPDRW	TBN	TD	TKP	TVR	UDBX	URT	VLSO	VTK	VWB	WS	WTR
✓									✓														✓	✓

[1] Not available on 60″ wide.

U-SHAPED DRAWER ON SELECT BATH BASE CABINETS

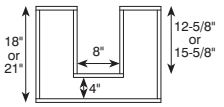

IH/RH availability charts starting on page G•40.
IW/RW availability charts starting on page G•46.

BATH SINK WALL TOWER, 48″ HIGH, 21″ DEEP

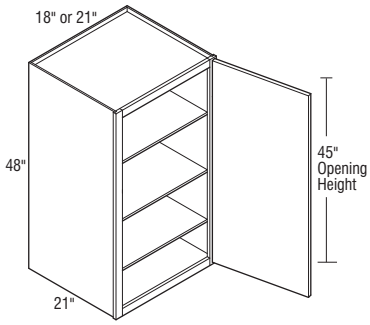

	Cubic Feet	1		2		3		4		5		6		7	
BCWT1848 L or R	12.8	1322		1393		1441		1519		1602		1748		1894	
BCWT2148 L or R	14.8	1375		1448		1498		1577		1666		1816		1966	

- Three adjustable shelves.
- Finished ends standard.
- No toekick.
- See page P•67 for optional legs.
- Blocking for use with legs pre-installed.

Door & Drawer Options

CC	CG	GAMD	HC	IFHG	MC	MD	MFO	PRMD	SGLPN	SHMD	SPLITDR	SPLITDRWS	TCG	TCP
✓	✓	✓		✓		✓	✓			✓			✓	✓

End Panel Options

AUTH	CSFPE	EXBK	EXDN	FFD	FL/FR	FPE	INTGE	IPE
✓	✓	✓	✓	✓		✓	✓	✓

Custom Modification Options

ADD_SHLF	ADDTK	ADRW	BVR	CBO	CCO	CFNTO	CFP	CFRMO	CLIP	CMAT	CND	CSDGBK	DRWTK	EX	EX_OL	FD	FLUT[1]	FTK	ID	IH	INVFRM	IW
		✓	✓	✓	✓	✓		✓	✓		✓	✓		✓	✓		✓	✓	✓			

MIP	OBRB	PFINBTMB	RD	REC	RECTK	RECTK_6	RECTKFRT6	RH	ROSFLUT	RT	SBCADDY	SBCADDYSM	SCPDRW	TBN	TD	TKP	TVR	UDBX	URT	VLSO	VTK	VWB	WS	WTR
✓	✓	✓	✓						✓	✓							✓						✓	✓

[1] Not available with 6″ fluting.

BATH BASE CABINET, 36″ HIGH, 21″ DEEP

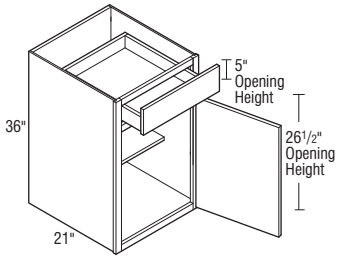

	Cubic Feet	1		2		3		4		5		6		7	
BCB15NTK L or R	7.1	1206		1268		1313		1381		1458		1592		1726	
BCB18NTK L or R	8.4	1256		1321		1368		1441		1520		1658		1796	
BCB21NTK L or R	9.7	1308		1375		1425		1500		1581		1726		1871	

- One adjustable 15″ deep shelf.
- Finished Ends standard.
- No toekick.
- See page P•67 for optional legs.
- Blocking for use with legs pre-installed.

Door & Drawer Options

CC	CG	GAMD	HC	IFHG	MC	MD	MFO	PRMD	SGLPN	SHMD	SPLITDR	SPLITDRWS	TCG	TCP
	✓	✓		✓		✓		✓		✓				

End Panel Options

AUTH	CSFPE	EXBK	EXDN	FFD	FL/FR	FPE	INTGE	IPE
✓	✓	✓				✓	✓	✓

Custom Modification Options

ADD_SHLF	ADDTK	ADRW	BVR	CBO	CCO	CFNTO	CFP	CFRMO	CLIP	CMAT	CND	CSDGBK	DRWTK	EX	EX_OL	FD	FLUT[1]	FTK	ID	IH	INVFRM	IW
				✓	✓	✓	✓	✓	✓		✓	✓		✓	✓		✓		✓			

MIP	OBRB	PFINBTMB	RD	REC	RECTK	RECTK_6	RECTKFRT6	RH	ROSFLUT	RT	SBCADDY	SBCADDYSM	SCPDRW	TBN	TD	TKP	TVR	UDBX	URT	VLSO	VTK	VWB	WS	WTR
✓			✓						✓	✓	✓	✓											✓	✓

[1] Not available with 6″ fluting.

BATH SINK BASE CABINET with SHELF, 30″ HIGH, 21″ DEEP

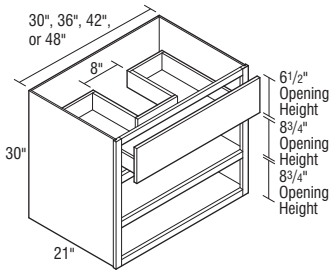

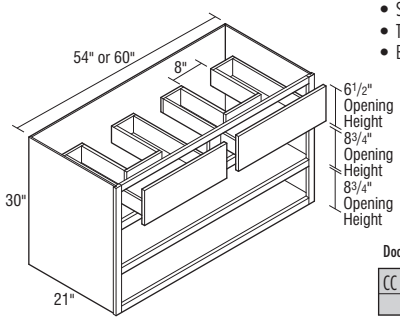

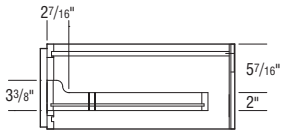

Top U-shaped drawer box has cascading side drawer feature.

	Cubic Feet	1		2		3		4		5		6		7	
BCBCO30	13.3	1621		1709		1768		1860		1961		2142		2323	
BCBCO36	15.9	1709		1800		1859		1957		2067		2255		2443	
BCBCO42	18.4	1801		1893		1957		2063		2176		2374		2572	
BCBCO48	20.9	1963		2068		2137		2252		2374		2593		2812	
BCBCO54	23.5	2110		2222		2299		2421		2554		2788		3022	
BCBCO60	26.0	2257		2377		2458		2588		2731		2981		3231	

Notes below apply to all products in section above:

- Matching interior standard.
- No toekick standard.
- U-shaped drawer(s).
- Finished Ends standard.
- Fixed shelf behind 1 1/2″ horizontal frame rail.
- Feet are optional, see page P•67 for more information.
- Sink bowl clearance to top of drawer box is 5 7/16″.
- Touch-up kit (TUK) and Owner's Guide included.
- Blocking for use with legs pre-installed.

Door & Drawer Options

CC	CG	GAMD	HC	IFHG	MC	MD	MFO	PRMD	SGLPN	SHMD	SPLITDR	SPLITDRWS	TCG	TCP

End Panel Options

AUTH	CSFPE	EXBK	EXDN	FFD	FL/FR	FPE	INTGE	IPE
✓	✓	✓		✓		✓	✓	✓

Custom Modification Options

ADD_SHLF	ADDTK	ADRW	BVR	CBO	CCO	CFNTO	CFP	CFRMO	CLIP	CMAT	CND	CSDGBK	DRWTK	EX	EX_OL	FD	FLUT	FTK	ID	IH	INVFRM	IW
	✓			✓	✓	✓	✓	✓	✓			✓		✓	✓		✓	✓	✓			

MIP	OBRB	PFINBTMB	RD	REC	RECTK	RECTK_6	RECTKFRT6	RH	ROSFLUT	RT	SBCADDY	SBCADDYSM	SCPDRW	TBN	TD	TKP	TVR	UDBX	URT	VLSO	VTK	VWB	WS	WTR
✓	✓								✓														✓	✓

U-SHAPED DRAWER ON SELECT BATH BASE CABINETS

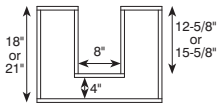

IH/RH availability charts starting on page G•40.
IW/RW availability charts starting on page G•46.

BATH SINK BASE CABINET with DOORS, 30″ HIGH, 21″ DEEP

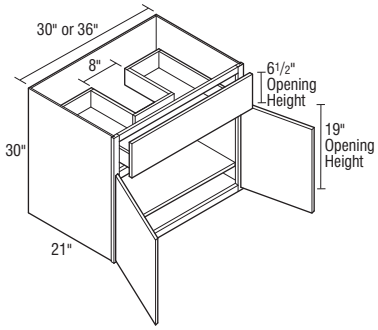

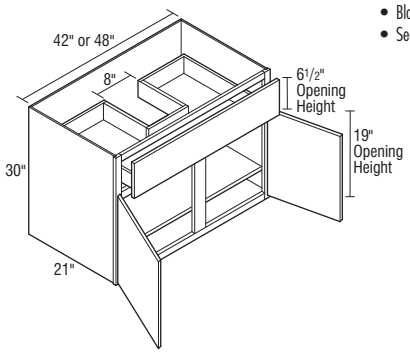

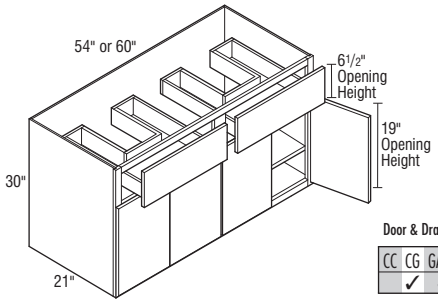

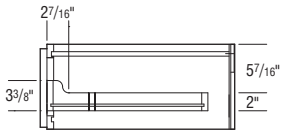

Top U-shaped drawer box has cascading side drawer feature.

	Cubic Feet	1	2	3	4	5	6	7
BCBCD30	13.3	1621	1709	1768	1860	1961	2142	2323
BCBCD36	15.9	1709	1800	1859	1957	2067	2255	2443
BCBCD42	18.4	1801	1893	1957	2063	2176	2374	2572
BCBCD48	20.9	1963	2068	2137	2252	2374	2593	2812
BCBCD54	23.5	2110	2222	2299	2421	2554	2788	3022
BCBCD60	26.0	2257	2377	2458	2588	2731	2981	3231

Notes below apply to all products in section above:

- No toekick standard.
- U-shaped drawer(s).
- Finished Ends standard.
- Sink bowl clearance to top of drawer box is 5 7/16″.
- Touch-up kit (TUK) and Owner's Guide included.
- Blocking for use with legs pre-installed.
- See page P•67 for optional legs.

Door & Drawer Options

CC	CG	GAMD	HC	IFHG	MC	MD	MFO	PRMD	SGLPN	SHMD	SPLITDR	SPLITDRWS	TCG	TCP
	✓	✓		✓		✓		✓		✓				

End Panel Options

AUTH	CSFPE	EXBK	EXDN	FFD	FL/FR	FPE	INTGE	IPE
✓	✓	✓		✓		✓	✓	✓

Custom Modification Options

ADD_SHLF	ADDTK	ADRW	BVR	CBO	CCO	CFNTO	CFP	CFRMO	CLIP	CMAT	CND	CSDGBK	DRWTK	EX	EX_OL	FD	FLUT[1]	FTK	ID	IH	INVFRM	IW
	✓			✓	✓	✓	✓	✓			✓	✓		✓	✓		✓		✓			

MIP	OBRB	PFINBTMB	RD	REC	RECTK	RECTK_6	RECTKFRT6	RH	ROSFLUT	RT	SBCADDY	SBCADDYSM	SCPDRW	TBN	TD	TKP	TVR	UDBX	URT	VLSO	VTK	VWB	WS	WTR
✓									✓		✓	✓											✓	✓

[1] Not available with 6″ fluting.

U-SHAPED DRAWER ON SELECT BATH BASE CABINETS

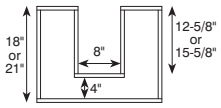

Bath and Vanity Cabinets

BATH HAMPER SINK BASE, 30″ HIGH, 21″ DEEP

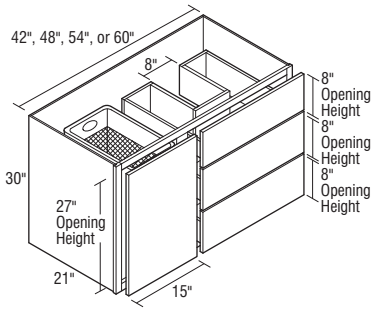

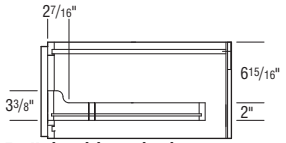

Top U-shaped drawer box has cascading side drawer feature.

	Cubic Feet	1		2		3		4		5		6		7	
BCBH42D L or R	18.4	3323		3496		3618		3810		4019		4386		4753	
BCBH48D L or R	20.9	3618		3805		3937		4146		4373		4774		5175	
BCBH54D L or R	23.9	3909		4115		4256		4486		4731		5163		5595	
BCBH60D L or R	26.0	4204		4426		4577		4822		5087		5552		6017	

- Not available on Inset or Beaded Inset styles.
- Pull-out Hamper section has a constant 15″ wide opening.
- Top two drawers are U-shaped.
- Finished Ends standard.
- Sink bowl clearance to top of drawer box is 7 3/32″.
- Touch-up kit (TUK) and Owner's Guide included.
- Blocking for use with legs pre-installed.
- See page P•67 for optional legs.

Door & Drawer Options

CC	CG	GAMD	HC	IFHG	MC	MD	MFO	PRMD	SGLPN	SHMD	SPLITDR	SPLITDRWS	TCG	TCP

End Panel Options

AUTH	CSFPE	EXBK	EXDN	FFD	FL/FR	FPE	INTGE	IPE
✓	✓	✓				✓	✓	

Custom Modification Options

ADD_SHLF	ADDTK	ADRW	BVR	CBO	CCO	CFNTO	CFP	CFRMO	CLIP	CMAT	CND	CSDGBK	DRWTK	EX	EX_OL	FD	FLUT[1]	FTK	ID	IH	INVFRM	IW
	✓			✓	✓	✓	✓	✓				✓		✓	✓		✓	✓	✓			

MIP	OBRB	PFINBTMB	RD	REC	RECTK	RECTK_6	RECTKFRT6	RH	ROSFLUT	RT	SBCADDY	SBCADDYSM	SCPDRW	TBN	TD	TKP	TVR	UDBX	URT	VLSO	VTK	VWB	WS	WTR
✓	✓								✓														✓	✓

[1] Not available with 6″ fluting.

BATH WALL HUNG SINK DRAWER BASE, 18″ HIGH, 21″ DEEP

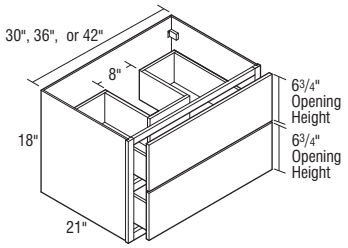

BCWHDB3018	8.2	2083		2191		2268		2388		2518		2751		2984	
BCWHDB3618	9.8	2184		2298		2378		2506		2641		2884		3127	
BCWHDB4218	11.4	2280		2400		2482		2617		2758		3011		3264	

- Top drawer is U-shaped.
- Flush Finished Ends standard.
- Increased Depth to 24″ is available.
- Wall hanging hardware included.
- Sink bowl clearance to top of drawer box is 5 11/16″.
- Touch-up kit (TUK) and Owner's Guide included.
- Unit comes with an attached top for stability and a hole for the sink must be cut in the field.
- Unit must be securely fastened with sufficient type, quantity, and size of screws to all available wall studs and internal structural wall blocking placed between wall studs.
- Do not exceed loading of 25 lbs. / SF for countertop and sink.
- Do not exceed loading of 15 lbs. / SF for contents on shelves and/or in drawers.
- Avoid use of concrete or other heavy masonry countertops.
- Installation to be performed by qualified professionals only.
- Securing the end panels and face frame to the structural members available is recommended during installation. When ID is specified, the cabinet MUST be fastened to adjacent cabinets or to structural members on each side in addition to the back installation instructions.

Door & Drawer Options

CC	CG	GAMD	HC	IFHG	MC	MD	MFO	PRMD	SGLPN	SHMD	SPLITDR	SPLITDRWS	TCG	TCP

End Panel Options

AUTH	CSFPE	EXBK	EXDN	FFD	FL/FR	FPE	INTGE	IPE
✓	✓						✓	✓

Custom Modification Options

ADD_SHLF	ADDTK	ADRW	BVR	CBO	CCO	CFNTO	CFP	CFRMO	CLIP	CMAT	CND	CSDGBK	DRWTK	EX	EX_OL	FD	FLUT	FTK	ID	IH	INVFRM	IW
				✓	✓	✓	✓	✓	✓			✓		✓	✓		✓		✓			

MIP	OBRB	PFINBTMB	RD	REC	RECTK	RECTK_6	RECTKFRT6	RH	ROSFLUT	RT	SBCADDY	SBCADDYSM	SCPDRW	TBN	TD	TKP	TVR	UDBX	URT	VLSO	VTK	VWB	WS	WTR
✓									✓														✓	✓

U-SHAPED DRAWER ON SELECT BATH BASE CABINETS

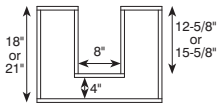

IH/RH availability charts starting on page G•40.
IW/RW availability charts starting on page G•46.

BATH WALL HUNG SINK DRAWER BASE, 21″ HIGH, 21″ DEEP

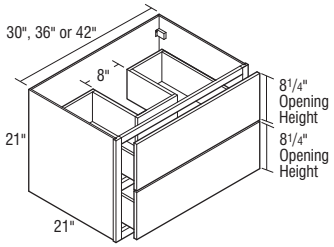

	Cubic Feet	1		2		3		4		5		6		7	
BCWHDB3021	9.5	2148		2260		2337		2463		2594		2834		3074	
BCWHDB3621	11.3	2249		2366		2448		2580		2719		2968		3217	
BCWHDB4221	13.1	2346		2468		2554		2689		2834		3095		3356	

- Top drawer is U-shaped.
- Flush Finished Ends standard.
- Increased Depth to 24″ is available.
- Wall hanging hardware included.
- Sink bowl clearance to top of drawer box is 5 13/16″.
- Touch-up kit (TUK) and Owner's Guide included.
- Unit comes with an attached top for stability and a hole for the sink must be cut in the field.
- Unit must be securely fastened with sufficient type, quantity, and size of screws to all available wall studs and internal structural wall blocking placed between wall studs.
- Do not exceed loading of 25 lbs. / SF for countertop and sink.
- Do not exceed loading of 15 lbs. / SF for contents on shelves and/or in drawers.
- Avoid use of concrete or other heavy masonry countertops.
- Installation to be performed by qualified professionals only.
- Securing the end panels and face frame to the structural members available is recommended during installation. When ID is specified, the cabinet MUST be fastened to adjacent cabinets or to structural members on each side in addition to the back installation instructions.

Door & Drawer Options

CC	CG	GAMD	HC	IFHG	MC	MD	MFO	PRMD	SGLPN	SHMD	SPLITDR	SPLITDRWS	TCG	TCP

End Panel Options

AUTH	CSFPE	EXBK	EXDN	FFD	FL/FR	FPE	INTGE	IPE
✓	✓						✓	✓

Custom Modification Options

ADD_SHLF	ADDTK	ADRW	BVR	CBO	CCO	CFNTO	CFP	CFRMO	CLIP	CMAT	CND	CSDGBK	DRWTK	EX	EX_OL	FD	FLUT[1]	FTK	ID	IH	INVFRM	IW
				✓	✓	✓	✓	✓	✓			✓		✓	✓		✓		✓			

MIP	OBRB	PFINBTMB	RD	REC	RECTK	RECTK_6	RECTKFRT6	RH	ROSFLUT	RT	SBCADDY	SBCADDYSM	SCPDRW	TBN	TD	TKP	TVR	UDBX	URT	VLSO	VTK	VWB	WS	WTR
✓									✓									✓					✓	✓

[1] Not available with 6″ fluting.

BATH WALL HUNG SINK DRAWER BASE, 24″ HIGH, 21″ DEEP

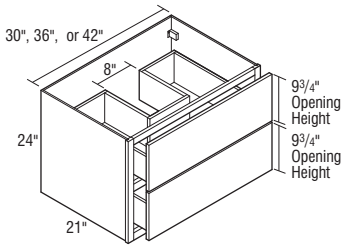

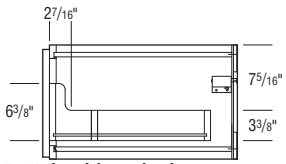

Top U-shaped drawer box has cascading side drawer feature.

BCWHDB3024	10.9	2216		2331		2412		2542		2679		2925		3171	
BCWHDB3624	12.9	2315		2437		2519		2656		2800		3058		3316	
BCWHDB4224	14.8	2416		2542		2629		2770		2920		3189		3458	

- Top drawer is U-shaped.
- Flush Finished Ends standard.
- Increased Depth to 24″ is available.
- Wall hanging hardware included.
- Sink bowl clearance to top of drawer box is 7 5/16″.
- Touch-up kit (TUK) and Owner's Guide included.
- Unit comes with an attached top for stability and a hole for the sink must be cut in the field.
- Unit must be securely fastened with sufficient type, quantity, and size of screws to all available wall studs and internal structural wall blocking placed between wall studs.
- Do not exceed loading of 25 lbs. / SF for countertop and sink.
- Do not exceed loading of 15 lbs. / SF for contents on shelves and/or in drawers.
- Avoid use of concrete or other heavy masonry countertops.
- Installation to be performed by qualified professionals only.
- Securing the end panels and face frame to the structural members available is recommended during installation. When ID is specified, the cabinet MUST be fastened to adjacent cabinets or to structural members on each side in addition to the back installation instructions.

Door & Drawer Options

CC	CG	GAMD	HC	IFHG	MC	MD	MFO	PRMD	SGLPN	SHMD	SPLITDR	SPLITDRWS	TCG	TCP

End Panel Options

AUTH	CSFPE	EXBK	EXDN	FFD	FL/FR	FPE	INTGE	IPE
✓	✓						✓	✓

Custom Modification Options

ADD_SHLF	ADDTK	ADRW	BVR	CBO	CCO	CFNTO	CFP	CFRMO	CLIP	CMAT	CND	CSDGBK	DRWTK	EX	EX_OL	FD	FLUT	FTK	ID	IH	INVFRM	IW
				✓	✓	✓	✓	✓	✓			✓		✓	✓		✓		✓			

MIP	OBRB	PFINBTMB	RD	REC	RECTK	RECTK_6	RECTKFRT6	RH	ROSFLUT	RT	SBCADDY	SBCADDYSM	SCPDRW	TBN	TD	TKP	TVR	UDBX	URT	VLSO	VTK	VWB	WS	WTR
✓									✓									✓					✓	✓

U-SHAPED DRAWER ON SELECT BATH BASE CABINETS

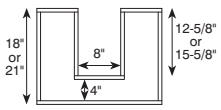

BATH WALL HUNG SINK with GROOMING PULL-OUT, 24″ HIGH, 21″ DEEP

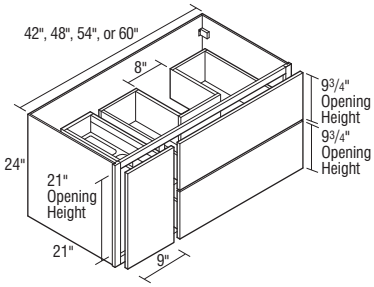

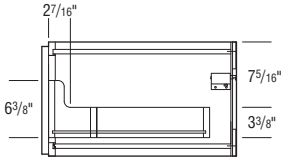

Top U-shaped drawer box has cascading side drawer feature.

	Cubic Feet	1		2		3		4		5		6		7	
BCWHDBPO42D L or R	15.0	2764		2909		3009		3170		3345		3650		3955	
BCWHDBPO48D L or R	17.1	2919		3071		3178		3347		3531		3853		4175	
BCWHDBPO54D L or R	19.2	3073		3234		3347		3526		3719		4056		4393	
BCWHDBPO60D L or R	21.2	3229		3397		3516		3700		3903		4260		4617	

- Touch-up kit (TUK) and Owner's Guide included.
- Top drawer is U-shaped.
- Pull-out features two stainless steel bins, one round and one rectangular.
- Pull-out opening width remains a constant 9″.
- Increased Depth to 24″ is available.
- Flush Finished Ends standard.
- Wall hanging hardware included.
- Sink bowl clearance to top of drawer box is 7 5/16″.
- Pull-out features Smart Stop.
- Unit must be securely fastened with sufficient type, quantity, and size of screws to all available wall studs and internal structural wall blocking placed between wall studs.
- Do not exceed loading of 25 lbs. / SF for countertop and sink.
- Do not exceed loading of 15 lbs. / SF for contents on shelves and/or in drawers.
- Avoid use of concrete or other heavy masonry countertops.
- Installation to be performed by qualified professionals only.
- Securing the end panels and face frame to the structural members available is recommended during installation. When ID is specified, the cabinet MUST be fastened to adjacent cabinets or to structural members on each side in addition to the back installation instructions.

Door & Drawer Options

CC	CG	GAMD	HC	IFHG	MC	MD	MFO	PRMD	SGLPN	SHMD	SPLITDR	SPLITDRWS	TCG	TCP

End Panel Options

AUTH	CSFPE	EXBK	EXDN	FFD	FL/FR	FPE	INTGE	IPE
✓	✓						✓	✓

Custom Modification Options

ADD_SHLF	ADDTK	ADRW	BVR	CBO	CCO	CFNTO	CFP	CFRMO	CLIP	CMAT	CND	CSDGBK	DRWTK	EX	EX_OL	FD	FLUT	FTK	ID	IH	INVFRM	IW
				✓	✓	✓		✓				✓		✓	✓		✓		✓			

MIP	OBRB	PFINBTMB	RD	REC	RECTK	RECTK_6	RECTKFRT6	RH	ROSFLUT	RT	SBCADDY	SBCADDYSM	SCPDRW	TBN	TD	TKP	TVR	UDBX	URT	VLSO	VTK	VWB	WS	WTR
✓									✓									✓					✓	✓

U-SHAPED DRAWER ON SELECT BATH BASE CABINETS

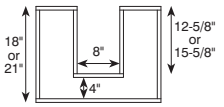

IH/RH availability charts starting on page G•40.
IW/RW availability charts starting on page G•46.

BATH DRAWER SINK BASE, 30″ HIGH, 21″ DEEP

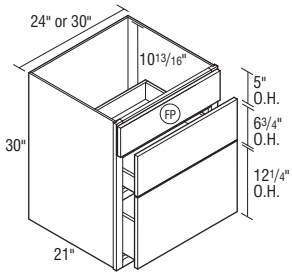

FP **False Panel**

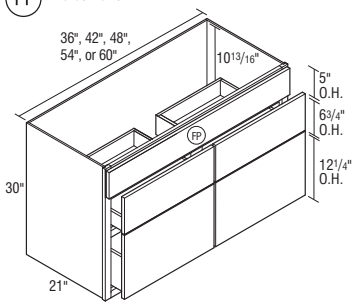

FP **False Panel**

	Cubic Feet	1	2	3	4	5	6	7
BCDB24	10.8	1490	1567	1620	1709	1802	1966	2130
BCDB30	13.3	1673	1759	1822	1918	2021	2209	2397
BCDB36	15.9	2017	2125	2197	2314	2441	2663	2885
BCDB42	18.4	2313	2432	2517	2652	2796	3056	3316
BCDB48	20.9	2608	2745	2837	2991	3153	3442	3731
BCDB54	23.5	2902	3053	3158	3326	3508	3831	4154
BCDB60	26.0	3196	3362	3479	3665	3866	4221	4576

Notes below apply to all products in section above:

- Top drawer is a false front.
- Finished Ends standard.
- Sink bowl clearance to top of drawer box is 10 13/16″.
- Touch-up kit (TUK) and Owner's Guide included.
- Blocking for use with legs pre-installed.
- See page P•67 for optional legs.
- U-shaped drawers are not utilized in this cabinet.

Door & Drawer Options

CC	CG	GAMD	HC	IFHG	MC	MD	MFO	PRMD	SGLPN	SHMD	SPLITDR	SPLITDRWS	TCG	TCP

End Panel Options

AUTH	CSFPE	EXBK	EXDN	FFD	FL/FR	FPE	INTGE	IPE
✓	✓	✓		✓		✓	✓	✓

Custom Modification Options

ADD_SHLF	ADDTK	ADRW	BVR	CBO	CCO	CFNTO	CFP	CFRMO	CLIP	CMAT	CND	CSDGBK	DRWTK	EX	EX_OL	FD	FLUT	FTK	ID	IH	INVFRM	IW
	✓			✓	✓	✓		✓	✓			✓		✓	✓		✓	✓	✓			

MIP	OBRB	PFINBTMB	RD	REC	RECTK	RECTK_6	RECTKFRT6	RH	ROSFLUT	RT	SBCADDY	SBCADDYSM	SCPDRW	TBN	TD	TKP	TVR	UDBX	URT	VLSO	VTK	VWB	WS	WTR
✓	✓		✓						✓														✓	✓

BATH TWO DRAWER SINK BASE, 30″ HIGH, 21″ DEEP

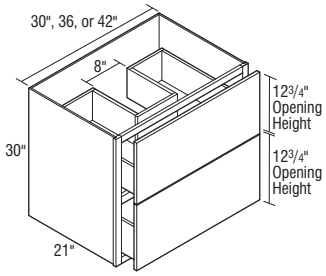

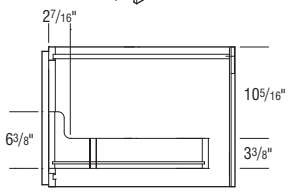

Top U-shaped drawer box has cascading side drawer feature.

BC2DB30	12.4	1490	1567	1620	1709	1802	1966	2130
BC2DB36	14.8	1835	1929	1998	2104	2219	2422	2625
BC2DB42	17.1	2128	2240	2318	2441	2575	2812	3049

- Top drawer is U-shaped.
- Finished Ends standard.
- No toekick standard.
- Increased depth to 24″ is available.
- Sink bowl clearance to top of drawer box is 10 5/16″.
- Touch-up kit (TUK) and Owner's Guide included.
- Blocking for use with legs pre-installed.
- See page P•67 for optional legs.

Door & Drawer Options

CC	CG	GAMD	HC	IFHG	MC	MD	MFO	PRMD	SGLPN	SHMD	SPLITDR	SPLITDRWS	TCG	TCP

End Panel Options

AUTH	CSFPE	EXBK	EXDN	FFD	FL/FR	FPE	INTGE	IPE
✓	✓	✓		✓			✓	✓

Custom Modification Options

ADD_SHLF	ADDTK	ADRW	BVR	CBO	CCO	CFNTO	CFP	CFRMO	CLIP	CMAT	CND	CSDGBK	DRWTK	EX	EX_OL	FD	FLUT	FTK	ID	IH	INVFRM	IW
	✓			✓	✓	✓	✓	✓	✓			✓		✓	✓		✓	✓	✓			

MIP	OBRB	PFINBTMB	RD	REC	RECTK	RECTK_6	RECTKFRT6	RH	ROSFLUT	RT	SBCADDY	SBCADDYSM	SCPDRW	TBN	TD	TKP	TVR	UDBX	URT	VLSO	VTK	VWB	WS	WTR
✓	✓								✓														✓	✓

U-SHAPED DRAWER ON SELECT BATH BASE CABINETS

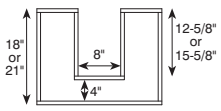

BATH DRAWER SINK VANITY, 15 1/2″ HIGH, 21″ DEEP

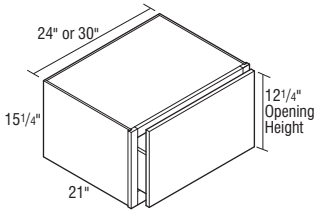

	Cubic Feet	1		2		3		4		5		6		7	
BCDRW24	5.5	1600		1683		1742		1834		1934		2110		2286	
BCDRW30	6.8	1710		1801		1860		1958		2068		2256		2444	

- Finished Ends standard.
- No toekick standard.
- Blocking for use with legs pre-installed.
- See page P•67 for optional legs.

Door & Drawer Options

CC	CG	GAMD	HC	IFHG	MC	MD	MFO	PRMD	SGLPN	SHMD	SPLITDR	SPLITDRWS	TCG	TCP

End Panel Options

AUTH	CSFPE	EXBK	EXDN	FFD	FL/FR	FPE	INTGE	IPE
✓	✓	✓				✓		✓

Custom Modification Options

ADD_SHLF	ADDTK	ADRW	BVR	CBO	CCO	CFNTO	CFP	CFRMO	CLIP	CMAT	CND	CSDGBK	DRWTK	EX	EX_OL	FD	FLUT	FTK	ID	IH	INVFRM	IW
	✓			✓	✓	✓		✓	✓			✓		✓	✓		✓	✓	✓			

MIP	OBRB	PFINBTMB	RD	REC	RECTK	RECTK_6	RECTKFRT6	RH	ROSFLUT	RT	SBCADDY	SBCADDYSM	SCPDRW	TBN	TD	TKP	TVR	UDBX	URT	VLSO	VTK	VWB	WS	WTR
✓	✓		✓						✓														✓	✓

BATH DRAWER SINK VANITY PLATFORM

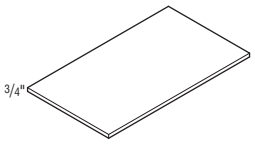

		65		65		65		65		65		65		65	
BCPLATFORM	—														

- Specify depth and length.
- 3/4″ thick.
- Front, left, and right edges banded.
- Priced per square-foot.

Modifications Are Not Available

BATH DROP TRAY SINK BASE, 30″ HIGH, 21″ DEEP

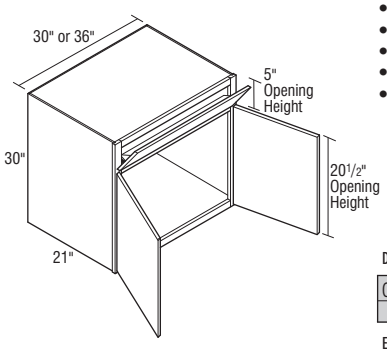

BCBDT30NTK	9.9	1902		2003		2070		2182		2303		2512		2721	
BCBDT36NTK	11.8	2003		2105		2179		2296		2420		2642		2864	

- No shelf included.
- Finished Ends standard.
- Blocking for use with legs pre-installed.
- See page P•67 for optional legs.
- One drawer front with one 1 11/16″ deep stainless steel Tilt-out Tray attached.

Door & Drawer Options

CC	CG	GAMD	HC	IFHG	MC	MD	MFO	PRMD	SGLPN	SHMD	SPLITDR	SPLITDRWS	TCG	TCP
	✓	✓		✓		✓		✓		✓				

End Panel Options

AUTH	CSFPE	EXBK	EXDN	FFD	FL/FR	FPE	INTGE	IPE
✓	✓	✓		✓		✓	✓	✓

Custom Modification Options

ADD_SHLF	ADDTK	ADRW	BVR	CBO	CCO	CFNTO	CFP	CFRMO	CLIP	CMAT	CND	CSDGBK	DRWTK	EX	EX_OL	FD	FLUT	FTK	ID	IH	INVFRM	IW
				✓	✓	✓	✓	✓	✓		✓	✓		✓	✓		✓		✓			

MIP	OBRB	PFINBTMB	RD	REC	RECTK	RECTK_6	RECTKFRT6	RH	ROSFLUT	RT	SBCADDY	SBCADDYSM	SCPDRW	TBN	TD	TKP	TVR	UDBX	URT	VLSO	VTK	VWB	WS	WTR
✓			✓						✓		✓	✓											✓	✓

IH/RH availability charts starting on page G•40.
IW/RW availability charts starting on page G•46.

BATH STORAGE TOWER, 49 1/2″, 55 1/2″, or 61 1/2″ HIGH, 21″ DEEP

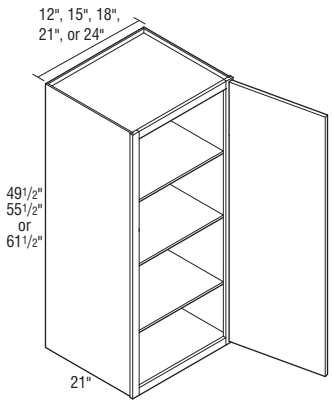

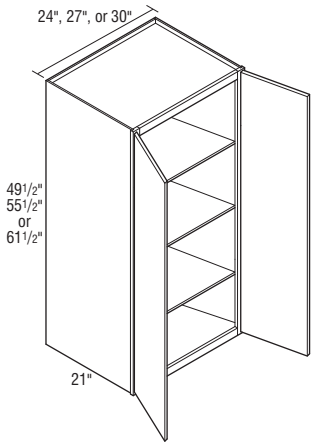

	Cubic Feet	1		2		3		4		5		6		7	
BCST1249.5 L or R	9.1	1877		1977		2045		2154		2271		2479		2687	
BCST1549.5 L or R	11.2	1955		2058		2128		2241		2364		2582		2800	
BCST1849.5 L or R	13.2	2021		2128		2203		2319		2448		2672		2896	
BCST2149.5 L or R	15.2	2101		2212		2284		2410		2542		2774		3006	
BCST2449.5 L or R	17.3	2168		2281		2362		2486		2622		2864		3106	
BCST2449.5	17.3	2464		2591		2681		2824		2978		3251		3524	
BCST2749.5	19.3	3031		3187		3299		3475		3666		4001		4336	
BCST3049.5	21.3	3214		3383		3499		3688		3887		4245		4603	
• Three adjustable shelves															
BCST1255.5 L or R	10.2	2062		2169		2245		2363		2492		2721		2950	
BCST1555.5 L or R	12.5	2138		2252		2329		2453		2587		2824		3061	
BCST1855.5 L or R	14.7	2208		2323		2401		2530		2668		2913		3158	
BCST2155.5 L or R	17.0	2283		2406		2486		2619		2763		3018		3273	
BCST2455.5 L or R	19.3	2352		2476		2560		2697		2847		3109		3371	
BCST2455.5	19.3	2646		2786		2882		3034		3201		3495		3789	
BCST2755.5	21.5	3214		3383		3499		3688		3887		4245		4603	
BCST3055.5	23.8	3398		3576		3699		3897		4111		4489		4867	
BCST1261.5 L or R	11.3	2209		2325		2404		2532		2672		2917		3162	
BCST1561.5 L or R	13.8	2471		2599		2689		2831		2989		3261		3533	
BCST1861.5 L or R	16.3	2539		2672		2763		2911		3068		3351		3634	
BCST2161.5 L or R	18.8	2617		2753		2848		2999		3165		3452		3739	
BCST2461.5 L or R	21.3	2684		2824		2920		3078		3245		3543		3841	
BCST2461.5	21.3	2977		3134		3240		3415		3601		3932		4263	
BCST2761.5	23.8	3547		3731		3860		4068		4288		4681		5074	
BCST3061.5	26.3	3730		3925		4058		4277		4510		4924		5338	

• Four adjustable shelves.

Notes below apply to all products in section above:

- No toekick standard.
- Finished Ends standard.
- Glass shelf kit available, see page S•7.
- Legs sold separately, see page P•67 for options.
- Cabinets use standard wall cabinet construction. Additional materials may be required for field installation if top of cabinet will be visible.
- Blocking for use with legs pre-installed.

Door & Drawer Options

CC	CG	GAMD	HC	IFHG	MC	MD	MFO	PRMD	SGLPN	SHMD	SPLITDR[1]	SPLITDRWS	TCG[2]	TCP[2]
	✓	✓		✓			✓				✓		✓	✓

End Panel Options

AUTH	CSFPE	EXBK	EXDN	FFD	FL/FR	FPE	INTGE	IPE
✓	✓	✓	✓	✓		✓	✓	✓

Custom Modification Options

ADD_SHLF	ADDTK	ADRW	BVR	CBO	CCO	CFNTO	CFP	CFRMO	CLIP	CMAT	CND	CSDGBK	DRWTK	EX	EX_OL	FD	FLUT[3]	FTK	ID	IH	INVFRM	IW
	✓			✓	✓	✓		✓			✓	✓		✓	✓		✓	✓	✓			

MIP	OBRB	PFINBTMB	RD	REC	RECTK	RECTK_6	RECTKFRT6	RH	ROSFLUT	RT	SBCADDY	SBCADDYSM	SCPDRW	TBN	TD	TKP	TVR[4]	UDBX	URT	VLSO	VTK	VWB	WS	WTR
✓	✓		✓						✓	✓							✓						✓	✓

[1] Only available on 24″ (2 doors)-30″ wide.
[2] Only available on 24″ (2 doors wide) wide except not available on 61 1/2″ high.
[3] Not available with 6″ fluting.
[4] Only available on TVRVV.

BATH STORAGE TOWER SINGLE DRAWER, 49 1/2″, 55 1/2″, or 61 1/2″ HIGH, 21″ DEEP

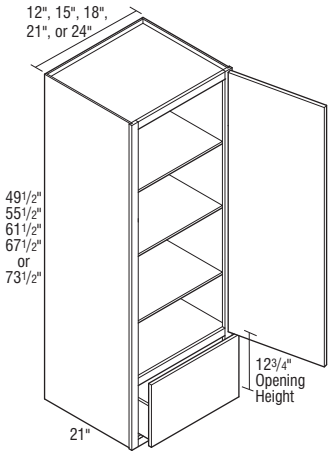

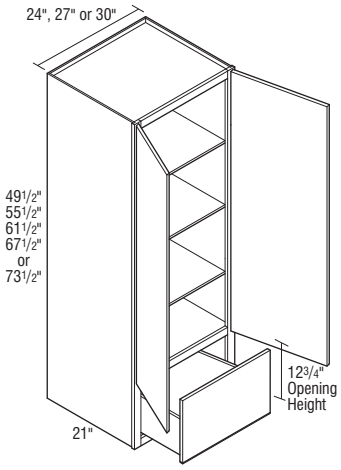

	Cubic Feet	1	2	3	4	5	6	7
BCSTDRW1249.5 L or R	9.1	1987	2091	2163	2278	2404	2624	2844
BCSTDRW1549.5 L or R	11.2	2067	2175	2249	2369	2498	2727	2956
BCSTDRW1849.5 L or R	13.2	2132	2245	2323	2448	2581	2818	3055
BCSTDRW2149.5 L or R	15.2	2212	2327	2409	2537	2676	2919	3162
BCSTDRW2449.5 L or R	17.3	2278	2399	2481	2614	2757	3009	3261
• Two adjustable shelves.								
BCSTDRW2449.5	17.3	2574	2709	2800	2951	3114	3397	3680
BCSTDRW2749.5	19.3	3142	3305	3420	3601	3799	4146	4493
BCSTDRW3049.5	21.3	3325	3499	3620	3812	4021	4390	4759
• Two adjustable shelves.								
BCSTDRW1255.5 L or R	10.2	2170	2283	2364	2489	2626	2866	3106
BCSTDRW1555.5 L or R	12.5	2249	2367	2449	2578	2721	2970	3219
BCSTDRW1855.5 L or R	14.7	2318	2439	2522	2657	2801	3059	3317
BCSTDRW2155.5 L or R	17.0	2396	2519	2608	2747	2896	3162	3428
BCSTDRW2455.5 L or R	19.3	2464	2591	2681	2824	2978	3251	3524
• Three adjustable shelves.								
BCSTDRW2455.5	19.3	2758	2902	3002	3162	3334	3639	3944
BCSTDRW2755.5	21.5	3325	3499	3620	3812	4021	4390	4759
BCSTDRW3055.5	23.8	3508	3693	3820	4024	4245	4634	5023
• Three adjustable shelves.								
BCSTDRW1261.5 L or R	11.3	2319	2441	2524	2658	2804	3062	3320
BCSTDRW1561.5 L or R	13.8	2581	2716	2810	2961	3121	3408	3695
BCSTDRW1861.5 L or R	16.3	2649	2788	2884	3035	3203	3496	3789
BCSTDRW2161.5 L or R	18.8	2726	2869	2967	3126	3296	3599	3902
BCSTDRW2461.5 L or R	21.3	2794	2940	3041	3205	3381	3689	3997
• Three adjustable shelves.								
BCSTDRW2461.5	21.3	3088	3250	3361	3540	3735	4077	4419
BCSTDRW2761.5	23.8	3657	3847	3982	4192	4422	4827	5232
BCSTDRW3061.5	26.3	3839	4041	4179	4403	4644	5070	5496
• Three adjustable shelves.								

Notes below apply to all products in section above:

- Finished Ends standard.
- No toekick standard.
- Glass shelf kit available, see page S•7.
- Legs sold separately; see page P•67 for options.
- Cabinets use standard wall cabinet construction. Additional materials may be required for field installation if top of cabinet will be visible.
- Blocking for use with legs pre-installed.

Door & Drawer Options

CC	CG	GAMD	HC	IFHG	MC	MD	MFO	PRMD	SGLPN	SHMD	SPLITDR	SPLITDRWS	TCG	TCP
	✓	✓		✓		✓	✓	✓						

End Panel Options

AUTH	CSFPE	EXBK	EXDN	FFD	FL/FR	FPE	INTGE	IPE
✓	✓	✓		✓		✓	✓	✓

Custom Modification Options

ADD_SHLF	ADDTK	ADRW	BVR	CBO	CCO	CFNTO	CFP	CFRMO	CLIP[1]	CMAT	CND	CSDGBK	DRWTK	EX	EX_OL	FD	FLUT[2]	FTK	ID	IH	INVFRM	IW
	✓			✓	✓	✓		✓	✓		✓	✓		✓	✓		✓	✓	✓			

MIP	OBRB	PFINBTMB	RD	REC	RECTK	RECTK_6	RECTKFRT6	RH	ROSFLUT	RT	SBCADDY	SBCADDYSM	SCPDRW	TBN	TD	TKP	TVR[3]	UDBX	URT	VLSO	VTK	VWB	WS	WTR
✓	✓		✓						✓	✓							✓						✓	✓

[1] Not available on 12″ wide.
[2] Not available with 6″ fluting.
[3] TVRAV and style B-L not available on 12″ wide.

IH/RH availability charts starting on page G•40.
IW/RW availability charts starting on page G•46.

BATH STORAGE TOWER SINGLE DRAWER, 67 1/2″ or 73 1/2″ HIGH, 21″ DEEP

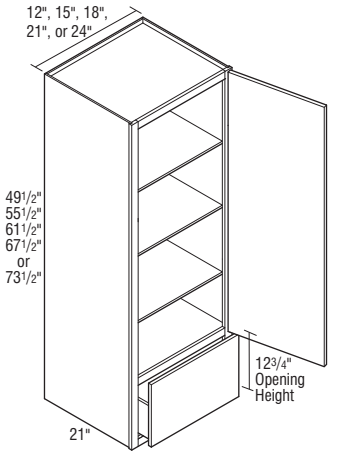

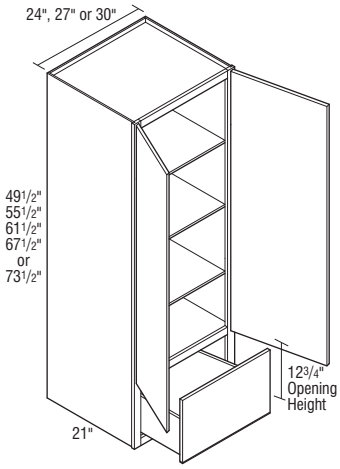

	Cubic Feet	1		2		3		4		5		6		7	
BCSTDRW1267.5 L or R	12.3	2428		2556		2645		2786		2936		3207		3478	
BCSTDRW1567.5 L or R	15.0	2690		2831		2930		3085		3256		3554		3852	
BCSTDRW1867.5 L or R	17.8	2759		2903		3003		3165		3335		3640		3945	
BCSTDRW2167.5 L or R	20.5	2836		2986		3088		3251		3430		3746		4062	
BCSTDRW2467.5 L or R	23.2	2904		3058		3162		3329		3515		3834		4153	
• Four adjustable shelves.															
BCSTDRW2467.5	23.2	3198		3365		3481		3667		3869		4223		4577	
BCSTDRW2767.5	26.0	3767		3965		4101		4320		4554		4975		5396	
BCSTDRW3067.5	28.7	3951		4158		4299		4530		4778		5213		5648	
• Four adjustable shelves.															
BCSTDRW1273.5 L or R	13.4	2540		2673		2764		2912		3069		3352		3635	
BCSTDRW1573.5 L or R	16.3	2800		2946		3050		3212		3388		3698		4008	
BCSTDRW1873.5 L or R	19.3	2869		3021		3122		3289		3469		3786		4103	
BCSTDRW2173.5 L or R	22.3	2946		3100		3210		3381		3564		3892		4220	
BCSTDRW2473.5 L or R	25.2	3015		3173		3282		3458		3646		3982		4318	
• Four adjustable shelves.															
BCSTDRW2473.5	25.2	3310		3484		3601		3795		4001		4370		4739	
BCSTDRW2773.5	28.2	3876		4079		4222		4445		4688		5120		5552	
BCSTDRW3073.5	31.2	4058		4274		4421		4656		4912		5362		5812	
• Four adjustable shelves.															

Notes below apply to all products in section above:

- Finished Ends standard.
- No toekick standard.
- Glass shelf kit available, see page S•7.
- Legs sold separately; see page P•67 for options.
- Cabinets use standard wall cabinet construction. Additional materials may be required for field installation if top of cabinet will be visible.
- Blocking for use with legs pre-installed.

Door & Drawer Options

CC	CG	GAMD	HC	IFHG	MC	MD[1]	MFO	PRMD	SGLPN	SHMD	SPLITDR	SPLITDRWS	TCG	TCP
	✓			✓		✓	✓							

End Panel Options

AUTH	CSFPE	EXBK	EXDN	FFD	FL/FR	FPE	INTGE	IPE
✓	✓	✓		✓		✓	✓	✓

Custom Modification Options

ADD_SHLF	ADDTK	ADRW	BVR	CBO	CCO	CFNTO	CFP	CFRMO	CLIP[2]	CMAT	CND	CSDGBK	DRWTK	EX	EX_OL	FD	FLUT[3]	FTK	ID	IH	INVFRM	IW
	✓			✓	✓	✓		✓	✓		✓	✓		✓	✓		✓	✓	✓			

MIP	OBRB	PFINBTMB	RD	REC	RECTK	RECTK_6	RECTKFRT6	RH	ROSFLUT	RT	SBCADDY	SBCADDYSM	SCPDRW	TBN	TD	TKP	TVR[4]	UDBX	URT	VLSO	VTK	VWB	WS	WTR
✓	✓		✓						✓	✓							✓						✓	✓

[1] Only available on 12″-21″ wide on the 67 1/2″ high.
[2] Not available on 12″ wide.
[3] Not available with 6″ fluting.
[4] TVRAV and style B-L not available on 12″ wide.

BATH STORAGE TOWER DOUBLE DRAWER, 79 1/2″, 85 1/2″, or 91 1/2″ HIGH, 21″ DEEP

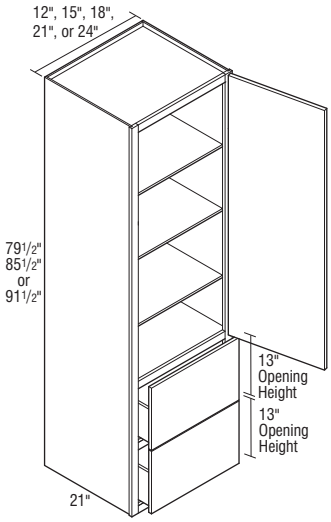

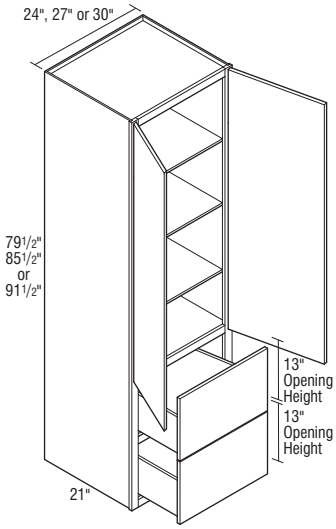

	Cubic Feet	1	2	3	4	5	6	7
BCSTDRW1279.5 L or R	14.4	2650	2789	2885	3037	3205	3497	3789
BCSTDRW1579.5 L or R	17.6	2912	3064	3170	3339	3522	3843	4164
BCSTDRW1879.5 L or R	20.8	2978	3136	3243	3417	3602	3933	4264
BCSTDRW2179.5 L or R	24.0	3058	3217	3328	3504	3697	4037	4377
BCSTDRW2479.5 L or R	27.2	3125	3288	3400	3585	3780	4127	4474
BCSTDRW2479.5	27.2	3420	3597	3724	3922	4135	4515	4895
BCSTDRW2779.5	30.4	3987	4196	4340	4571	4822	5265	5708
BCSTDRW3079.5	33.6	4170	4390	4539	4783	5045	5507	5969
BCSTDRW1285.5 L or R	15.5	2761	2904	3004	3166	3337	3643	3949
BCSTDRW1585.5 L or R	18.9	3024	3180	3289	3465	3655	3989	4323
BCSTDRW1885.5 L or R	22.3	3090	3251	3362	3543	3736	4079	4422
BCSTDRW2185.5 L or R	25.8	3169	3331	3448	3633	3831	4180	4529
BCSTDRW2485.5 L or R	29.2	3235	3406	3522	3709	3913	4271	4629
BCSTDRW2485.5	29.2	3529	3714	3842	4046	4267	4659	5051
BCSTDRW2785.5	32.7	4098	4313	4461	4699	4954	5409	5864
BCSTDRW3085.5	36.1	4282	4505	4661	4908	5179	5653	6127
BCSTDRW1291.5 L or R	16.5	2871	3023	3125	3291	3470	3790	4110
BCSTDRW1591.5 L or R	20.2	3131	3296	3411	3592	3789	4135	4481
BCSTDRW1891.5 L or R	23.9	3200	3367	3484	3668	3870	4226	4582
BCSTDRW2191.5 L or R	27.5	3277	3449	3568	3759	3965	4327	4689
BCSTDRW2491.5 L or R	31.2	3347	3521	3640	3837	4046	4419	4792
BCSTDRW2491.5	31.2	3639	3831	3964	4174	4402	4805	5208
BCSTDRW2791.5	34.9	4207	4430	4580	4826	5090	5554	6018
BCSTDRW3091.5	38.6	4392	4623	4780	5036	5311	5798	6285

- Four adjustable shelves.
- Finished Ends standard.
- No toekick standard.
- Glass shelf kit available, see page S•7.
- Legs sold separately; see page P•67 for options.
- Cabinets use standard wall cabinet construction. Additional materials may be required for field installation if top of cabinet will be visible.
- Blocking for use with legs pre-installed.

Door & Drawer Options

CC	CG	GAMD	HC	IFHG	MC	MD	MFO	PRMD	SGLPN	SHMD	SPLITDR	SPLITDRWS	TCG	TCP
	✓			✓			✓							

End Panel Options

AUTH	CSFPE	EXBK	EXDN	FFD	FL/FR	FPE	INTGE	IPE
✓	✓	✓		✓		✓	✓	✓

Custom Modification Options

ADD_SHLF	ADDTK	ADRW	BVR	CBO	CCO	CFNTO	CFP	CFRMO	CLIP[1]	CMAT	CND	CSDGBK	DRWTK	EX	EX_OL	FD	FLUT[2]	FTK	ID	IH	INVFRM	IW
	✓			✓	✓	✓		✓	✓		✓	✓		✓	✓		✓	✓	✓			

MIP	OBRB	PFINBTMB	RD	REC	RECTK	RECTK_6	RECTKFRT6	RH	ROSFLUT[3]	RT	SBCADDY	SBCADDYSM	SCPDRW	TBN	TD	TKP	TVR[4]	UDBX	URT	VLSO	VTK	VWB	WS	WTR
✓	✓		✓						✓	✓							✓						✓	✓

[1] Not available on 12″ wide.
[2] Not available with 3091.5 version or with 6″ fluting.
[3] Not available with 3091.5 version.
[4] TVRAV and style B-L not available on 12″ wide.

IH/RH availability charts starting on page G•40.
IW/RW availability charts starting on page G•46.

BATH TANK TOPPER OPEN SHELF, 30″ or 36″ HIGH, 8″ DEEP

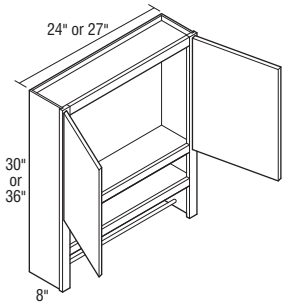

	Cubic Feet	1	2	3	4	5	6	7
BCTTOS2430	4.6	1776	1871	1934	2037	2152	2347	2542
BCTTOS2436	5.4	1902	2003	2070	2182	2303	2512	2721
BCTTOS2730	5.1	1853	1949	2015	2123	2239	2444	2649
BCTTOS2736	6.0	1954	2057	2127	2240	2363	2578	2793

- Includes one shelf.
- Flush Panel Ends standard.
- Matching Interior standard.
- Wooden Towel Bar standard. Option to select Nickel, see modification TBN for more information.

Door & Drawer Options

CC	CG	GAMD	HC	IFHG	MC	MD	MFO	PRMD	SGLPN	SHMD	SPLITDR	SPLITDRWS	TCG	TCP
	✓			✓			✓							

End Panel Options

AUTH	CSFPE	EXBK	EXDN	FFD	FL/FR	FPE	INTGE	IPE
		✓	✓		✓			

Custom Modification Options

ADD_SHLF	ADDTK	ADRW	BVR	CBO	CCO	CFNTO	CFP	CFRMO	CLIP	CMAT	CND	CSDGBK	DRWTK	EX	EX_OL	FD	FLUT	FTK	ID	IH	INVFRM	IW
				✓	✓	✓		✓				✓		✓	✓							

MIP	OBRB	PFINBTMB	RD	REC	RECTK	RECTK_6	RECTKFRT6	RH	ROSFLUT	RT	SBCADDY	SBCADDYSM	SCPDRW	TBN	TD	TKP	TVR	UDBX	URT	VLSO	VTK	VWB	WS	WTR
✓														✓									✓	✓

BATH TANK TOPPER, 30″ or 36″ HIGH, 8″ DEEP

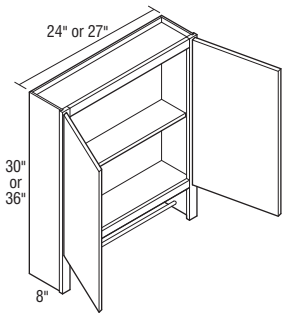

BCTT2430	4.6	1924	2026	2095	2208	2327	2542	2757
BCTT2436	5.4	2049	2158	2230	2350	2479	2708	2937
BCTT2730	5.1	2000	2102	2176	2291	2417	2639	2861
BCTT2736	6.0	2072	2180	2255	2374	2507	2733	2959

- Two adjustable shelves.
- Flush Panel Ends standard.
- Matching Interior standard.
- Wooden Towel Bar standard. Option to select Nickel Aluminum, see modification TBN for more information.

Door & Drawer Options

CC	CG	GAMD	HC	IFHG	MC	MD	MFO	PRMD	SGLPN	SHMD	SPLITDR	SPLITDRWS	TCG	TCP
				✓										

End Panel Options

AUTH	CSFPE	EXBK	EXDN	FFD	FL/FR	FPE	INTGE	IPE
		✓	✓		✓			

Custom Modification Options

ADD_SHLF	ADDTK	ADRW	BVR	CBO	CCO	CFNTO	CFP	CFRMO	CLIP	CMAT	CND	CSDGBK	DRWTK	EX	EX_OL	FD	FLUT	FTK	ID	IH	INVFRM	IW
				✓	✓	✓		✓				✓		✓	✓							

MIP	OBRB	PFINBTMB	RD	REC	RECTK	RECTK_6	RECTKFRT6	RH	ROSFLUT	RT	SBCADDY	SBCADDYSM	SCPDRW	TBN	TD	TKP	TVR	UDBX	URT	VLSO	VTK	VWB	WS	WTR
✓														✓									✓	✓

BATH TANK TOPPER OPEN SHELF, 30″ or 36″ HIGH, 8″ DEEP

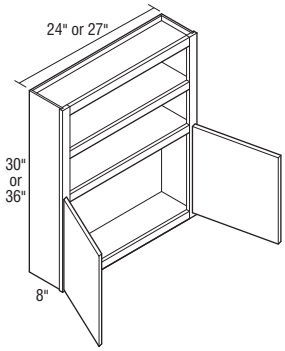

BCTTOSM2430	4.6	1776	1871	1934	2037	2152	2347	2542
BCTTOSM2436	5.4	1902	2003	2070	2182	2303	2512	2721
BCTTOSM2730	5.1	1853	1949	2015	2123	2239	2444	2649
BCTTOSM2736	6.0	1954	2057	2127	2240	2363	2578	2793

- 36″ high units will include one adjustable shelf.
- Matching Interior standard.
- Flush Panel Ends standard.

Door & Drawer Options

CC	CG	GAMD	HC	IFHG	MC	MD	MFO	PRMD	SGLPN	SHMD	SPLITDR	SPLITDRWS	TCG	TCP
	✓			✓			✓							

End Panel Options

AUTH	CSFPE	EXBK	EXDN	FFD	FL/FR	FPE	INTGE	IPE
		✓	✓		✓			

Custom Modification Options

ADD_SHLF	ADDTK	ADRW	BVR	CBO	CCO	CFNTO	CFP	CFRMO	CLIP	CMAT	CND	CSDGBK	DRWTK	EX	EX_OL	FD	FLUT	FTK	ID	IH	INVFRM	IW
				✓	✓	✓		✓				✓		✓	✓				✓			

MIP	OBRB	PFINBTMB	RD	REC	RECTK	RECTK_6	RECTKFRT6	RH	ROSFLUT	RT	SBCADDY	SBCADDYSM	SCPDRW	TBN	TD	TKP	TVR	UDBX	URT	VLSO	VTK	VWB	WS	WTR
✓			✓																				✓	✓

BATH FRAMED WALL MIRROR, 3/4" DEEP

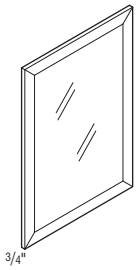

	Cubic Feet	1	2	3	4	5	6	7
BCFWM	—	244	244	244	244	244	244	244

- 1/8″ thick mirror.
- Mirror to be dropped shipped separately from mirror frame.
- Specify width x height.
- Maximum width is 60″.
- Maximum height is 60″.
- Maximum width or height is 36″ when opposite width or height exceeds 36″.
- Priced per square foot.

Modifications Are Not Available

BATH CHANNEL WALL MIRROR, 1 1/2″ DEEP

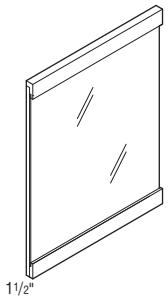

BCCWM	—	221	221	221	221	221	221	221

- 1/4″ thick mirror.
- Mirror to be dropped shipped separately from mirror frame.
- Installation instructions included.
- Specify width x height.
- Maximum width is 96″.
- Maximum height is 96″.
- Maximum width or height is 48″ when opposite width or height exceeds 48″.
- Priced per square foot.

Modifications Are Not Available

BATH MIRROR WALL PULL-OUT, 32 3/4″ HIGH, 4 1/2″ DEEP

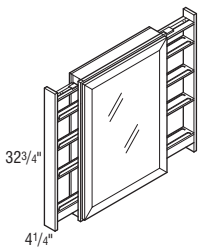

VMP2432.5	3.0	2613	2749	2843	2994	3158	3448	3738
VMP3032.5	3.7	2729	2874	2971	3128	3301	3602	3903

- Three adjustable shelves in each pull-out section.
- Installation instructions included.
- Mirror to be dropped shipped separately from mirror frame.
- Mirror frame will match door style.
- Pull-outs extend 10 3/8″ on each side. VMP2432.5 open width is 44 3/4″. VMP3032.5 open width is 50 3/4″.
- Not available with Inset and Beaded Inset.

Modifications Are Not Available

BATH HAMPER KIT, 21″ HIGH, 19 3/4″ DEEP

5 DAY EXPRESS RESPONSE

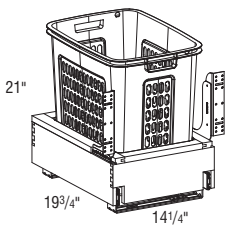

HAMPERKIT15	4.6	817	817	817	817	817	817	817

- For 18″ wide base cabinet, 15″ wide opening.
- Not available on Inset or Beaded Inset 21″ deep cabinets.
- Available for installation in 21″ or 24″ deep cabinets.

Modifications Are Not Available

IH/RH availability charts starting on page G•40.
IW/RW availability charts starting on page G•46.

BATH GROOMING PULL-OUT KIT, 20 1/2″ HIGH, 19″ DEEP

5 DAY EXPRESS RESPONSE

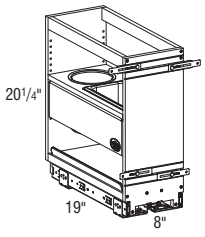

	Cubic Feet	1		2		3		4		5		6		7	
GPOKIT	2.6	570		570		570		570		570		570		570	

- For 12″ wide base cabinet, 9″ wide opening.
- Available for installation in 21″ or 24″ deep cabinets.
- Pull-out features two stainless steel bins, one round and one rectangular.
- Pull-out features Smart Stop.

Modifications Are Not Available

BATH FEET

5 DAY EXPRESS RESPONSE

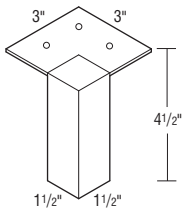

FOOTMETALSQ

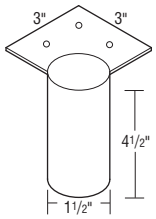

FOOTMETALRD

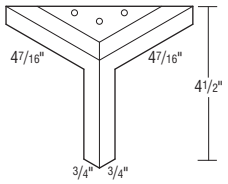

FOOTMETALANG

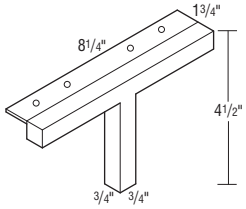

FOOTMETALANGT

FOOTMETALSQBS	0.5	298		298		298		298		298		298		298	
FOOTMETALSQPS	0.5	298		298		298		298		298		298		298	
FOOTMETALRDBS	0.5	298		298		298		298		298		298		298	
FOOTMETALRDPS	0.5	298		298		298		298		298		298		298	
FOOTMETALANGBN	0.5	298		298		298		298		298		298		298	
FOOTMETALANGPC	0.5	298		298		298		298		298		298		298	
FOOTMETALANGTBN	0.5	298		298		298		298		298		298		298	
FOOTMETALANGTPC	0.5	298		298		298		298		298		298		298	

- BN = Brushed Nickel
- BS = Brushed Stainless
- PC = Polished Chrome
- PS = Polished Stainless

Modifications Are Not Available

Notes

Schrock Boutique Modification Option Descriptions

Your Schrock Boutique price guide contains charts with modification option codes for each applicable cabinetry product. Reference the listing below to identify the modification description.

End Panel Options

Option	Description
AUTH	Authentic Flush End
CSFPE	Car Siding Flush Panel End
FL/FR	Finished Ends
FPE	Flush Panel End
INTGE	Integral End
IPE	Inset Panel Ends

Custom Modification Options

Option	Description
BAND	Band All Edges
BND	Banding Location
BVR	Bottom Valance Rail
EX	Extended Stile
EX_OL	Extended Stile with Overlay
F.ALL	Finished All
F.FRT	Finished Edges
FLUT	Fluting
FTK	Flush Toekick
ID	Increased Depth
IH	Increased Height
IW	Increased Width
MLDG	Moulding Location
MLDG.ALL	Moulding All
NOMLDG	No Moulding
PRO	Profiled and Finished Edges
RD	Reduced Depth
RH	Reduced Height
ROSFLUT	Rose Fluting
WTCLIP	Clipped Corner Wood Tops
WTR	Wide Top Rail

FILLERS (SPECIFY STYLE and STAIN)

WALL FILLERS

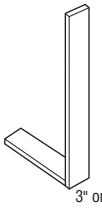

Model	Height	Height w/FTK Option	Price
F330	30″	34.5″	106
F333	33″	37.5″	116
F336	36″	40.5″	129
F339	39″	43.5″	137
F342	42″	46.5″	139
F345	45″	49.5″	141
F348	48″	52.5″	145
F630	30″	34.5″	124
F633	33″	37.5″	149
F636	36″	40.5″	173
F639	39″	43.5″	181
F642	42″	46.5″	191
F645	45″	49.5″	198
F648	48″	52.5″	203

- Solid wood.
- Glazes and/or Techniques available: F, P, TW, XTW, HW, XHW.
- Increased or Reduced Heights available in 1/4″ increments from 12″ to 75″.
- Height of filler excludes toekick height of 4 1/2″, with the exception of Office fillers that have FTK standard.

Custom Modification Options

BVR	F.ALL	FLUT	FTK	IH[1]	RH	ROSFLUT	WTR
✓		✓	✓	✓	✓	✓	✓

[1] Only available on 348 and 648 versions.

BASE FILLERS



Model	Height	Height w/FTK Option	Price
FB330	30″	34.5″	107
FB630	30″	34.5″	138

- Solid wood.
- If Full Height is required, a Flush Toekick must be specified.
- Glazes and/or Techniques available: F, P, TW, XTW, HW, XHW.
- Increased or Reduced Heights available in 1/4″ increments from 12″ to 48″.
- Height of filler excludes toekick height of 4 1/2″, with the exception of Office fillers that have FTK standard.

Custom Modification Options

BVR	F.ALL	FLUT	FTK	IH	RH	ROSFLUT	WTR
		✓	✓	✓	✓	✓	✓

OFFICE FILLERS



Model	Height	Height w/FTK Option	Price
FO329	29″	Included	106
FO629	29″	Included	124

- Solid wood.
- Glazes and/or Techniques available: F, P, TW, XTW, HW, XHW.
- Height of filler excludes toekick height of 4 1/2″, with the exception of Office fillers that have FTK standard.

Custom Modification Options

BVR	F.ALL	FLUT[1]	FTK	IH	RH	ROSFLUT	WTR
		✓				✓	✓

[1] Not available with 6″ fluting.

VANITY FILLERS



Model	Height	Height w/FTK Option	Price
FV325.5	25.5″	30″	97
FV332	27.5″	32″	107
FV625.5	25.5″	30″	113
FV632	27.5″	32″	127

- Solid wood.
- If Full Height is required, a Flush Toekick must be specified.
- Glazes and/or Techniques available: F, P, TW, XTW, HW, XHW.
- Increased or Reduced Heights available in 1/4″ increments from 12″ to 48″.
- Height of filler excludes toekick height of 4 1/2″, with the exception of Office fillers that have FTK standard.

Custom Modification Options

BVR	F.ALL	FLUT[1]	FTK	IH	RH	ROSFLUT[1]	WTR
		✓	✓	✓	✓	✓	✓

[1] Not available on 632 version.

Glazes and Techniques
F = Flooded (see page E•4.)
P = Penned (see page E•4.)
TW = Timeworn (see page E•4.)
XTW = Extra Timeworn (see page E•4.)
HW = Hewn (see page E•4.)
XHW = Extra Hewn (see page E•4.)

UTILITY FILLERS



Description	Model	Height	Height w/FTK Option	Price
	TF384	79.5″	84″	181
	TF387	82.5″	87″	194
	TF390	85.5″	90″	205
	TF393	88.5″	93″	214
	TF396	91.5″	96″	229
	TF396FH	96″	96″	344
	TF684	79.5″	84″	268
	TF687	82.5″	87″	287
	TF690	85.5″	90″	300
	TF693	88.5″	93″	311
	TF696	91.5″	96″	325
	TF696FH	96″	96″	434

- Reduced Heights available in 1/4″ increments from 66″ to 95 3/4″.

	TF3102	97.5″	102″	234
	TF6102	97.5″	102″	329
	TF3108	103.5″	108″	239
	TF6108	103.5″	108″	333
	TF3120	115.5″	120″	250
	TF3120FH	115.5″	120″	250
	TF6120	115.5″	120″	341

- Reduced Heights available in 1/4″ increments from 96 1/4″ to 119 3/4″.

Notes below apply to all products in section above:

- Solid wood.
- If Full Height is required, a Flush Toekick must be specified.
- Glazes and/or Techniques available: F, P, TW, XTW, HW, XHW.
- Height of filler excludes toekick height of 4 1/2″, with the exception of Office fillers that have FTK standard.

Custom Modification Options

BVR	F.ALL	FLUT	FTK	IH	RH[1]	ROSFLUT	WTR[2]
	✓	✓	✓		✓	✓	✓

[1] Not available on 102" high versions.
[2] Reference modification section for parameters.

WALL and BASE FILLERS

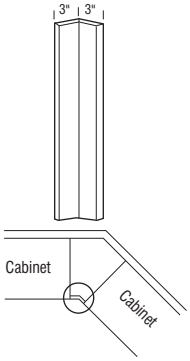

Installation of 135FW, 135FW42, and 135FB (overhead view)

Description	Model	Height	Height w/FTK Option	Price
	135FW	30″	34.5″	175
	135FW42	42″	46.5″	205
	135FB	30″	34.5″	175

- Solid wood.
- If Full Height is required on a Base Filler, Flush Toekick must be specified.
- Glazes and/or Techniques available: F, P, TW, XTW, HW, XHW.
- Increased or Reduced Heights available in 1/4″ increments from 12″ to 48″.
- Height of filler excludes toekick height of 4 1/2″, with the exception of Office fillers that have FTK standard.

Custom Modification Options

BVR[1]	F.ALL	FLUT[2]	FTK	IH[3]	RH	ROSFLUT	WTR
✓	✓	✓	✓	✓	✓	✓	✓

[1] Not available on FB version.
[2] Not available with 6″ fluting.
[3] Not available on FW version.

OFFICE and VANITY FILLERS

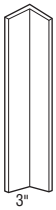

Description	Model	Height	Height w/FTK Option	Price
	FBCV3	26.5″	30″	181
	FBCV332	27.5″	32″	202
	FBCO329	29″	Included	181
	CFB330	30″	34.5″	181

- Solid wood.
- If Full Height is required on a Vanity Filler, Flush Toekick must be specified.
- Glazes and/or Techniques available: F, P, TW, XTW, HW, XHW.
- Increased or Reduced Heights available in 1/4″ increments from 12″ to 48″.
- Height of filler excludes toekick height of 4 1/2″, with the exception of Office fillers that have FTK standard.

Custom Modification Options

BVR	F.ALL	FLUT[1]	FTK[2]	IH[3]	RH[3]	ROSFLUT	WTR[2]
		✓	✓	✓	✓	✓	✓

[1] Not available with 6″ fluting.
[2] Not available on 329 version.
[3] Only available on CFB330.

Glazes and Techniques
F = Flooded (see page E•4.)
P = Penned (see page E•4.)
TW = Timeworn (see page E•4.)
XTW = Extra Timeworn (see page E•4.)
HW = Hewn (see page E•4.)
XHW = Extra Hewn (see page E•4.)

FILLERS (SPECIFY STYLE and STAIN)

WALL FLUTED FILLERS

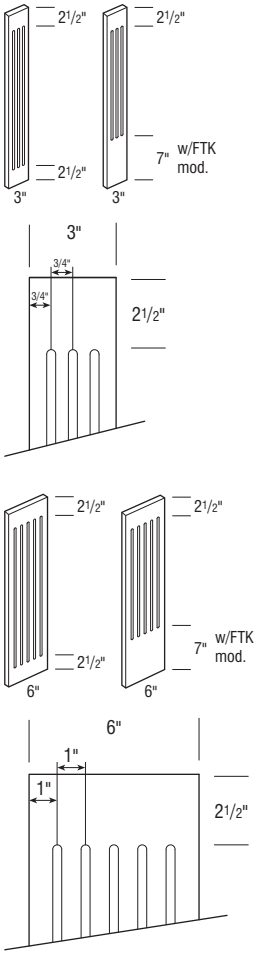

Description	Model	Height	Height w/FTK Option	Price
	FF330	30″	34.5″	155
	FF333	33″	37.5″	165
	FF336	36″	40.5″	178
	FF339	39″	43.5″	186
	FF342	42″	46.5″	188
	FF345	45″	49.5″	191
	FF348	48″	52.5″	194
	FF630	30″	34.5″	217
	FF633	33″	37.5″	241
	FF636	36″	40.5″	266
	FF639	39″	43.5″	273
	FF642	42″	46.5″	283
	FF645	45″	49.5″	290
	FF648	48″	52.5″	295

- Solid wood.
- 3/4″ thick.
- Cleat included, but shipped loose.
- If full height is required with Flush Toekick modification, then flute changes to 7″ from bottom of filler, but flute still remains 2 1/2″ from top.
- Glazes and/or Techniques available: F, P, TW, XTW, HW, XHW.

Custom Modification Options

BVR	F.ALL	FLUT	FTK	IH[1]	RH	ROSFLUT	WTR
✓	✓		✓	✓	✓		✓

[1] Only available on 48″ high.

BASE FLUTED FILLERS

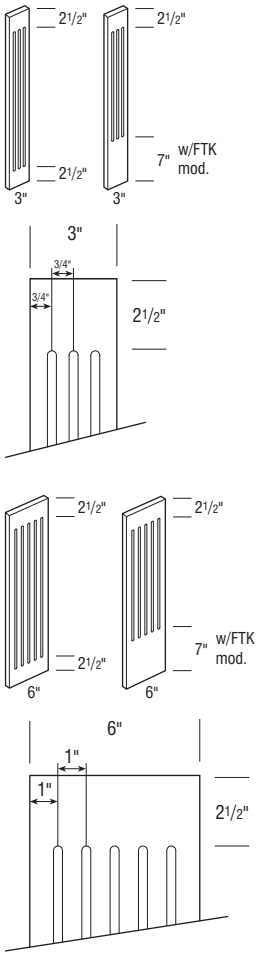

Description	Model	Height	Height w/FTK Option	Price
	FFB330	30″	34.5″	156
	FFB630	30″	34.5″	230

- Solid wood.
- 3/4″ thick.
- If full height is required with Flush Toekick modification, then flute changes to 7″ from bottom of filler, but flute still remains 2 1/2″ from top.
- Glazes and/or Techniques available: F, P, TW, XTW, HW, XHW.

Custom Modification Options

BVR	F.ALL	FLUT	FTK	IH	RH	ROSFLUT	WTR
	✓		✓	✓	✓		✓

Glazes and Techniques
F = Flooded (see page E•4.)
P = Penned (see page E•4.)
TW = Timeworn (see page E•4.)
XTW = Extra Timeworn (see page E•4.)
HW = Hewn (see page E•4.)
XHW = Extra Hewn (see page E•4.)

VANITY FLUTED FILLERS

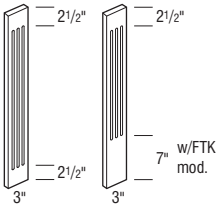

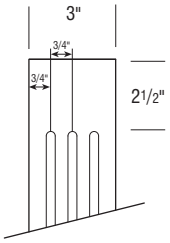

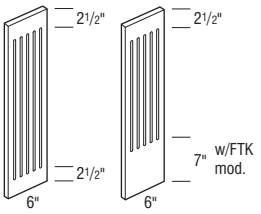

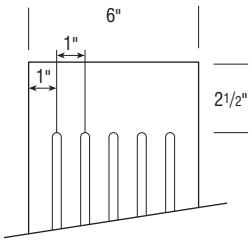

Description	Model	Height	Height w/FTK Option	Price
	FFV325.5	25.5″	30″	146
	FFV332	27.5″	32″	156
	FFV625.5	25.5″	30″	205
	FFV632	27.5″	32″	219

- Solid wood.
- 3/4″ thick.
- If full height is required with Flush Toekick modification, then flute changes to 7″ from bottom of filler, but flute still remains 2 1/2″ from top.
- Glazes and/or Techniques available: F, P, TW, XTW, HW, XHW.

Custom Modification Options

BVR	F.ALL	FLUT	FTK	IH	RH	ROSFLUT	WTR
	✓		✓	✓	✓		✓

OFFICE FLUTED FILLERS

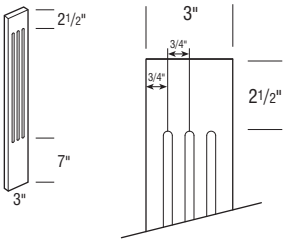

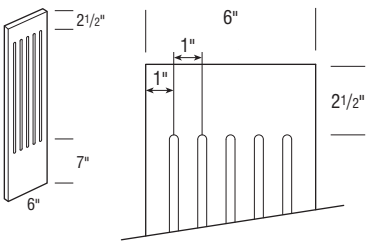

Description	Model	Height	Height w/FTK Option	Price
	FFO329	29″	Included	155
	FFO629	29″	Included	217

- Solid wood.
- 3/4″ thick.
- Glazes and/or Techniques available: F, P, TW, XTW, HW, XHW.

Custom Modification Options

BVR	F.ALL	FLUT	FTK	IH	RH	ROSFLUT	WTR
	✓						✓

TALL FLUTED FILLERS

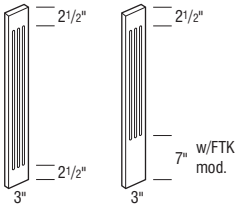

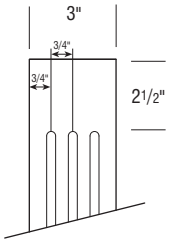

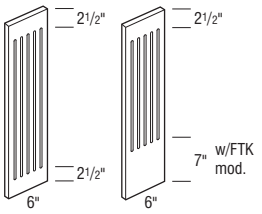

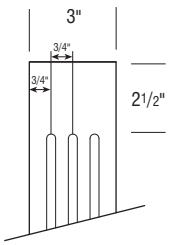

Description	Model	Height	Height w/FTK Option	Price
	FTF384	79.5″	84″	230
	FTF387	82.5″	87″	244
	FTF390	85.5″	90″	255
	FTF393	88.5″	93″	263
	FTF396	91.5″	96″	278
	FTF396FH	96″	96″	278
	FTF3102	97.5″	102″	283
	FTF3108	103.5″	108″	288
	FTF3120	115.5″	120″	299
	FTF684	79.5″	84″	360
	FTF687	82.5″	87″	379
	FTF690	85.5″	90″	392
	FTF693	88.5″	93″	403
	FTF696	91.5″	96″	417
	FTF696FH	96″	96″	417
	FTF6102	97.5″	102″	422
	FTF6108	103.5″	108″	426
	FTF6120	115.5″	120″	433

- Solid wood.
- 3/4″ thick.
- If full height is required with Flush Toekick modification, then flute changes to 7″ from bottom of filler, but flute still remains 2 1/2″ from top.
- Glazes and/or Techniques available: F, P, TW, XTW, HW, XHW.

Custom Modification Options

BVR	F.ALL	FLUT[1]	FTK[2]	IH	RH[2]	ROSFLUT[1]	WTR
	✓	✓	✓		✓	✓	✓

[1] Only available on TF687.
[2] Not available on FH versions.

Glazes and Techniques
F = Flooded (see page E•4.)
P = Penned (see page E•4.)
TW = Timeworn (see page E•4.)
XTW = Extra Timeworn (see page E•4.)
HW = Hewn (see page E•4.)
XHW = Extra Hewn (see page E•4.)

Wood Tops

WOOD TOPS

WOOD TOPS

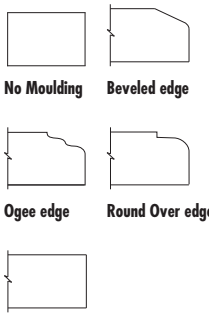

Description	Model	Price
WOODTOPNOMLD (No moulding)		90
WOODTOPBE (Beveled edge)		90
WOODTOPOG (Ogee edge)		90
WOODTOPRO (Round over edge)		90
WOODTOPSE (Square edge)		90

- Price is per square foot.
- 1 1/2″ thick.

Custom Modification Options

MLDG	MLDG.ALL	NOMLDG[1]	WTCLIP	WTR
✓	✓	✓	✓	✓

[1] Only available on WOODTOPNOMLD.

WOOD TOP, ONE SIDED

Description	Model	Price
	1TWT7221	841
	1TWT7224	956

- 1/2″ thick.
- Nomenclature refers to width and depth of cabinetry being used. See actual dimension of wood top in chart.

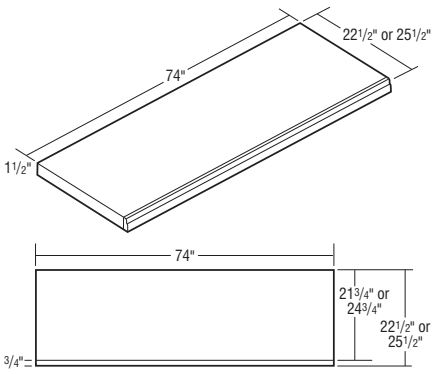

22 1/2" Deep	Overall Width	Overall Depth
1TWT7221	74"	22 1/2"

25 1/2" Deep	Overall Width	Overall Depth
1TWT7224	74"	25 1/2"

Custom Modification Options

MLDG	MLDG.ALL	NOMLDG[1]	WTCLIP	WTR
✓	✓	✓	✓	

[1] Only available on NOMLDG version.

WOOD TOP, THREE SIDED

Description	Model	Price
	3TWT1821	253
	3TWT2421	330
	3TWT3021	405
	3TWT3621	482
	3TWT4821	634
	3TWT5421	709
	3TWT6021	786
	3TWT6621	863
	3TWT7221	937
	3TWT1824	288
	3TWT2424	373
	3TWT3024	459
	3TWT3624	546
	3TWT4824	718
	3TWT5424	806
	3TWT6024	889
	3TWT6624	976
	3TWT7224	1062

- 1/2″ thick.
- Nomenclature refers to width and depth of cabinetry being used. See actual dimension of wood top in chart.

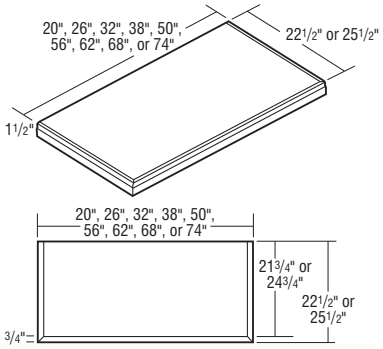

22 1/2" Deep	Overall Width	Overall Depth
3TWT1821	20"	22 1/2"
3TWT2421	26"	22 1/2"
3TWT3021	32"	22 1/2"
3TWT3621	38"	22 1/2"
3TWT4821	50"	22 1/2"
3TWT5421	56"	22 1/2"
3TWT6021	62"	22 1/2"
3TWT6621	68"	22 1/2"
3TWT7221	74"	22 1/2"

25 1/2" Deep	Overall Width	Overall Depth
3TWT1824	20"	25 1/2"
3TWT2424	26"	25 1/2"
3TWT3024	32"	25 1/2"
3TWT3624	38"	25 1/2"
3TWT4824	50"	25 1/2"
3TWT5424	56"	25 1/2"
3TWT6024	62"	25 1/2"
3TWT6624	68"	25 1/2"
3TWT7224	74"	25 1/2"

Custom Modification Options

MLDG	MLDG.ALL	NOMLDG[1]	WTCLIP	WTR
✓	✓	✓	✓	

[1] Only available on NOMLDG version.

Glazes and Techniques
F = Flooded (see page E•4.)
P = Penned (see page E•4.)
TW = Timeworn (see page E•4.)
XTW = Extra Timeworn (see page E•4.)
HW = Hewn (see page E•4.)
XHW = Extra Hewn (see page E•4.)

Description	Model	Price
WOOD TOP, FOUR SIDED	**4TWT4827**	818
	4TWT5427	917
	4TWT6027	1015
	4TWT6627	1114
	4TWT7227	1212
	4TWT4833	999
	4TWT5433	1119
	4TWT6033	1242
	4TWT6633	1361
	4TWT7233	1480

- 1/2" thick.
- Nomenclature refers to width and depth of cabinetry being used. See actual dimension of wood top in chart.

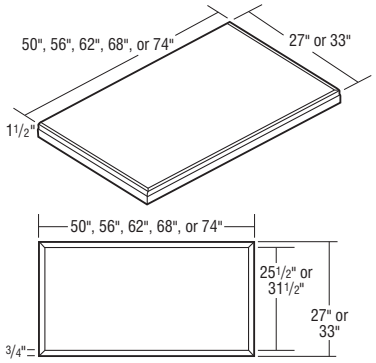

27" Deep	Overall Width	Overall Depth
4TWT4827	50"	27"
4TWT5427	56"	27"
4TWT6027	62"	27"
4TWT6627	68"	27"
4TWT7227	74"	27"

33" Deep	Overall Width	Overall Depth
4TWT4833	50"	33"
4TWT5433	56"	33"
4TWT6033	62"	33"
4TWT6633	68"	33"
4TWT7233	74"	33"

Custom Modification Options

MLDG	MLDG.ALL	NOMLDG[1]	WTCLIP	WTR
✓	✓	✓	✓	

[1] Only available on NOMLDG version.

Description	Model	Price
WOOD TOPS for ANGLED and BASE END CABINETS — BEVELED EDGE	**WTOPBAC2412BE**	348
	WTOPBAC2415BE	348
	WTOPBAC2418BE	348
	WTOPBAC2421BE	348
	WTOPBAC24BE	348
	WTOPBEC2412BE	348
	WTOPBEC2415BE	348
	WTOPBEC2418BE	348
	WTOPBEC2421BE	348
	WTOPBEC24BE	348


WTOPBAC

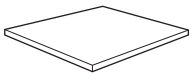
WTOPBEC


Beveled edge

- Available on all BAC, BAC_FH, BEC, and BEC_FH cabinets.
- Not available on BTC12.
- Glazes and/or Techniques available: F, HW, XHW

Custom Modification Options

MLDG	MLDG.ALL	NOMLDG	WTCLIP	WTR
			✓	

Description	Model	Price
WOOD TOPS for ANGLED and BASE END CABINETS — OGEE EDGE	**WTOPBAC2412OG**	348
	WTOPBAC2415OG	348
	WTOPBAC2418OG	348
	WTOPBAC2421OG	348
	WTOPBAC24OG	348
	WTOPBEC2412OG	348
	WTOPBEC2415OG	348
	WTOPBEC2418OG	348
	WTOPBEC2421OG	348
	WTOPBEC24OG	348


WTOPBAC

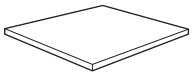
WTOPBEC


Beveled edge

- Available on all BAC, BAC_FH, BEC, and BEC_FH cabinets.
- Not available on BTC12.
- Glazes and/or Techniques available: F, HW, XHW.

Custom Modification Options

MLDG	MLDG.ALL	NOMLDG	WTCLIP	WTR
			✓	

Glazes and Techniques
F = Flooded (see page E•4.)
P = Penned (see page E•4.)
TW = Timeworn (see page E•4.)
XTW = Extra Timeworn (see page E•4.)
HW = Hewn (see page E•4.)
XHW = Extra Hewn (see page E•4.)

Description	Model	Price
WOOD TOPS for ANGLED and BASE END CABINETS — ROUND OVER	**WTOPBAC2412RO**	348
	WTOPBAC2415RO	348
	WTOPBAC2418RO	348
	WTOPBAC2421RO	348
	WTOPBAC24RO	348
	WTOPBEC2412RO	348
	WTOPBEC2415RO	348
	WTOPBEC2418RO	348
	WTOPBEC2421RO	348
	WTOPBEC24RO	348



WTOPBAC

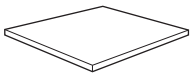

WTOPBEC



Beveled edge

- Available on all BAC, BAC_FH, BEC, and BEC_FH cabinets.
- Not available on BTC12.
- Glazes and/or Techniques available: F, HW, XHW.

Custom Modification Options

MLDG	MLDG.ALL	NOMLDG	WTCLIP	WTR
			✓	

Description	Model	Price
WOOD TOPS for ANGLED and BASE END CABINETS — SQUARE EDGE	**WTOPBAC2412SE**	348
	WTOPBAC2415SE	348
	WTOPBAC2418SE	348
	WTOPBAC2421SE	348
	WTOPBAC24SE	348
	WTOPBEC2412SE	348
	WTOPBEC2415SE	348
	WTOPBEC2418SE	348
	WTOPBEC2421SE	348
	WTOPBEC24SE	348



WTOPBAC

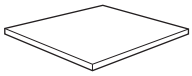

WTOPBEC



Beveled edge

- Available on all BAC, BAC_FH, BEC, and BEC_FH cabinets.
- Not available on BTC12.
- Glazes and/or Techniques available: F, HW, XHW

Custom Modification Options

MLDG	MLDG.ALL	NOMLDG	WTCLIP	WTR
			✓	

Glazes and Techniques
F = Flooded (see page E•4.)
P = Penned (see page E•4.)
TW = Timeworn (see page E•4.)
XTW = Extra Timeworn (see page E•4.)
HW = Hewn (see page E•4.)
XHW = Extra Hewn (see page E•4.)

Description	Model	Height	Height w/FTK Option	Price
OVERLAY FILLERS for FULL OVERLAY STYLES (SPECIFY STYLE, STAIN and PROFILE)				
WALL OVERLAY FILLERS	**OL330**	30″	34.5″	139
	OL333	33″	37.5″	154
	OL336	36″	49.5″	171
	OL339	39″	43.5″	183
	OL342	42″	46.5″	202
	OL345	45″	49.5″	221
	OL348	48″	52.5″	242
	OL354	54″	58.5″	261
	OL630	30″	34.5″	280
	OL633	33″	37.5″	309
	OL636	36″	40.5″	340
	OL639	39″	43.5″	369
	OL642	42″	46.5″	400
	OL645	45″	49.5″	439
	OL648	48″	52.5″	476
	OL654	54″	58.5″	512

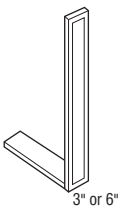

- 3″ Wide Overlays with #18 profile will have overlay sent with #14 profile.
- Overlays profiled on all four sides.
- Glazes and/or Techniques available: F, P, TW, XTW, HW, XHW.
- Increased or Reduced Heights available in 1/4″ increments from 12″ to 75″.
- Height of filler excludes toekick height of 4 1/2″, with the exception of Office fillers that have FTK standard.
- Not available with Inset or Beaded Inset Styles.

Overlay width dimensions:
2 9/16″ overlay for 3″ fillers
5 9/16″ overlay for 6″ fillers

Custom Modification Options

BVR	FTK	IH[1]	OONLY	RH	WTR
✓	✓	✓	✓	✓	✓

[1] Only available on 354 and 654 versions.

Description	Model	Height	Height w/FTK Option	Price
BASE OVERLAY FILLERS	**OFB330**	30″	34.5″	139
	OFB630	30″	34.5″	268



- 3″ Wide Overlays with #18 profile will have overlay sent with #14 profile.
- Overlays profiled on all four sides.
- If Full Height is required, a Flush Toekick must be specified.
- Glazes and/or Techniques available: F, P, TW, XTW, HW, XHW.
- Increased or Reduced Heights available in 1/4″ increments from 12″ to 48″.
- Height of filler excludes toekick height of 4 1/2″, with the exception of Office fillers that have FTK standard.
- Not available with Inset or Beaded Inset Styles.

Overlay width dimensions:
2 9/16″ overlay for 3″ fillers
5 9/16″ overlay for 6″ fillers

Custom Modification Options

BVR	FTK	IH	OONLY	RH	WTR
	✓	✓	✓	✓	✓

OFFICE and VANITY OVERLAY FILLERS	**OFO329**	29″	Included	139
	OFO629	29″	Included	280
	OFV325.5	25.5″	30″	138
	OFV332	27.5″	32″	150
	OFV625.5	25.5″	30″	261
	OFV632	27.5″	32″	290



- 3″ Wide Overlays with #18 profile will have overlay sent with #14 profile.
- Overlays profiled on all four sides.
- If Full Height is required on a Vanity Filler, Flush Toekick must be specified.
- Glazes and/or Techniques available: F, P, TW, XTW, HW, XHW.
- Increased or Reduced Heights available in 1/4″ increments from 12″ to 48″.
- Height of filler excludes toekick height of 4 1/2″, with the exception of Office fillers that have FTK standard.
- Not available with Inset or Beaded Inset Styles.

Overlay width dimensions:
2 9/16″ overlay for 3″ fillers
5 9/16″ overlay for 6″ fillers

Custom Modification Options

BVR	FTK[1]	IH[1]	OONLY	RH[1]	WTR
	✓	✓	✓	✓	✓

[1] Not available on 329 and 629 versions.

Description	Model	Height	Height w/FTK Option	Price
UTILITY OVERLAY FILLERS	**OL384**	79.5″	84″	310
	OL387	82.5″	87″	372
	OL390	85.5″	90″	433
	OL393	88.5″	93″	509
	OL396	91.5″	96″	587
	OL684	79.5″	84″	587
	OL687	82.5″	87″	624
	OL690	85.5″	90″	658
	OL693	88.5″	93″	696
	OL696	91.5″	96″	736



- Reduced Heights available in 1/4″ increments from 66″ to 95 3/4″.

	OL3102	97.5″	102″	635
	OL6102	97.5″	102″	771
	OL3108	103.5″	108″	682
	OL6108	103.5″	108″	806
	OL3120	115.5″	120″	789
	OL6120	115.5″	120″	865

- Reduced Heights available in 1/4″ increments from 96 1/4″ to 119 3/4″.
- All fillers over 96″ high will get three equal overlays.

Notes below apply to all products in section above:

- 3″ Wide Overlays with #18 profile will have overlay sent with #14 profile.
- Overlays profiled on all four sides.
- If Full Height is required, a Flush Toekick must be specified.
- Glazes and/or Techniques available: F, P, TW, XTW, HW, XHW.
- Height of filler excludes toekick height of 4 1/2″, with the exception of Office fillers that have FTK standard.
- Not available with Inset or Beaded Inset Styles.

Overlay width dimensions:
2 9/16″ overlay for 3″ fillers
5 9/16″ overlay for 6″ fillers

Custom Modification Options

BVR	FTK	IH	OONLY	RH	WTR
	✓		✓	✓	✓

Glazes and Techniques
F = Flooded (see page E•4.)
P = Penned (see page E•4.)
TW = Timeworn (see page E•4.)
XTW = Extra Timeworn (see page E•4.)
HW = Hewn (see page E•4.)
XHW = Extra Hewn (see page E•4.)

Description	Model	Height	Height w/FTK Option	Price
WALL, BASE, OFFICE, and VANITY 135° OVERLAY FILLERS	**1350FW**	30″	34.5″	289
	1350FW33	33″	37.5″	311
	1350FW36	36″	40.5″	340
	1350FW39	39″	43.5″	357
	1350FW42	42″	46.5″	376
	1350FW45	45″	49.5″	397
	1350FW48	48″	52.5″	416
	1350FW54	54″	58.5″	433
	1350FV	25.5″	30″	257
	1350FV32	27.5″	32″	289
	1350FO29	29″	Included	257
	1350FB	30″	34.5″	312

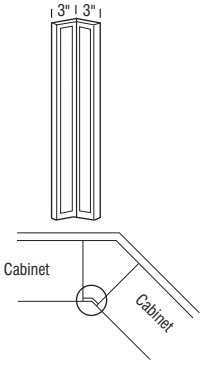

Installation of 1350FW__, 1350FO29 and 1350FB (overhead view)

- 3″ Wide Overlays with #18 profile will have overlay sent with #14 profile.
- Overlays profiled on all four sides.
- If Full Height is required on a Base or Vanity Filler, Flush Toekick must be specified.
- Glazes and/or Techniques available: F, P, TW, XTW, HW, XHW.
- Increased or Reduced Heights available in 1/4″ increments from 12″ to 48″.
- Height of filler excludes toekick height of 4 1/2″, with the exception of Office fillers that have FTK standard.
- Not available with Inset or Beaded Inset Styles.

Overlay width dimensions:
2 9/16″ overlay for 3″ fillers
5 9/16″ overlay for 6″ fillers

Custom Modification Options

BVR[1]	FTK[2]	IH[3]	OONLY	RH	WTR
✓	✓	✓	✓	✓	✓

[1] Only available on OFW versions.
[2] Not available on 1350FO29.
[3] Not available on OFW versions except OFW54.

Description	Model	Height	Height w/FTK Option	Price
OVERLAY FILLERS	**OFBC330**	30″	34.5″	280



- 3″ Wide Overlays with #18 profile will have overlay sent with #14 profile.
- Overlays profiled on all four sides.
- If Full Height is required, a Flush Toekick must be specified.
- Glazes and/or Techniques available: F, P, TW, XTW, HW, XHW.
- Increased or Reduced Heights available in 1/4″ increments from 12″ to 48″.
- Height of filler excludes toekick height of 4 1/2″, with the exception of Office fillers that have FTK standard.
- Not available with Inset or Beaded Inset Styles.

Overlay width dimensions:
2 9/16″ overlay for 3″ fillers

Custom Modification Options

BVR	FTK	IH	OONLY	RH	WTR
	✓	✓	✓	✓	✓

Glazes and Techniques
F = Flooded (see page E•4.)
P = Penned (see page E•4.)
TW = Timeworn (see page E•4.)
XTW = Extra Timeworn (see page E•4.)
HW = Hewn (see page E•4.)
XHW = Extra Hewn (see page E•4.)

BOX COLUMN FILLERS

Description	Model	Price
WALL – PLAIN, 3″ WIDE, 15″ DEEP	**W330BCFP**	774
	W333BCFP	812
	W336BCFP	849
	W339BCFP	914
	W342BCFP	978
	W345BCFP	1028
	W348BCFP	1083
	W354BCFP	1161
	W360BCFP	1236

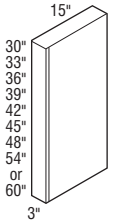

- Flush Panel Ends standard.
- Reversible, may be used on either left or right end.
- Front and both sides finished, back is unfinished.
- Enclosed top and bottom.
- Unit is field trimmable to any required depth.
- Increased Depths available in 1/4″ increments from 15 1/4″ to 30″.
- Reduced Depths available in 1/4″ increments from 9″ to 14 3/4″ .
- Increased Heights available in 1/4″ increments from 60 1/4″ to 70″.
- Reduced Heights available in 1/4″ increments from 12″ to 59 3/4″ .
- Increased Widths available in 1/4″ increments. See page G•46 for details.
- Not intended for use horizontally as shelving. Use Floating Shelves on page R•22.
- Glazes and/or Techniques available: F, P, TW, XTW, HW, XHW.

End Panel Options

CSFPE
✓

Custom Modification Options

FLUT	ID	IH[1]	IW	RD	RH	ROSFLUT
✓	✓	✓	✓	✓	✓	✓

[1] Only available on 360 version.

Description	Model	Price
WALL – PLAIN, 6″ WIDE, 15″ DEEP	**W630BCFP**	849
	W633BCFP	893
	W636BCFP	935
	W639BCFP	1009
	W642BCFP	1078
	W645BCFP	1139
	W648BCFP	1195
	W654BCFP	1226
	W660BCFP	1391

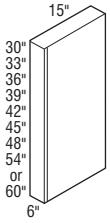

- Flush Panel Ends standard.
- Reversible, may be used on either left or right end.
- Front and both sides finished, back is unfinished.
- Enclosed top and bottom.
- Unit is field trimmable to any required depth.
- Increased Depths available in 1/4″ increments from 15 1/4″ to 30″.
- Reduced Depths available in 1/4″ increments from 9″ to 14 3/4″ .
- Increased Heights available in 1/4″ increments from 60 1/4″ to 70″.
- Reduced Heights available in 1/4″ increments from 12″ to 59 3/4″.
- Increased Widths available in 1/4″ increments. See page G•46 for details.
- Not intended for use horizontally as shelving. Use Floating Shelves on page R•22.
- Glazes and/or Techniques available: F, P, TW, XTW, HW, XHW.

End Panel Options

CSFPE
✓

Custom Modification Options

FLUT	ID	IH[1]	IW	RD	RH	ROSFLUT
✓	✓	✓	✓	✓	✓	✓

[1] Only available on 660 version.

Description	Model	Price
BASE – PLAIN, 27″ DEEP	**B334.527BCFP**	1083
	B634.527BCFP	1166

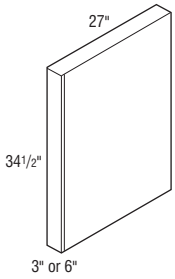

- Flush Toekick and Flush Panel Ends standard.
- Reversible, may be used on either left or right end.
- Front and both sides finished, back is unfinished.
- Enclosed top and bottom.
- Unit is field trimmable to any required depth.
- Increased Depths available in 1/4″ increments from 27 1/4″ to 30″.
- Reduced Depths available in 1/4″ increments from 9″ to 26 3/4″ .
- Increased Heights available in 1/4″ increments from 34 3/4″ to 46 1/2″.
- Reduced Heights available in 1/4″ increments from 12″ to 34 1/4″.
- Increased Widths available in 1/4″ increments. See page G•46 for details.
- Not intended for use horizontally as shelving. Use Floating Shelves on page R•22.
- Glazes and/or Techniques available: F, P, TW, XTW, HW, XHW.

End Panel Options

CSFPE
✓

Custom Modification Options

FLUT[1]	ID	IH	IW	RD	RH	ROSFLUT
✓	✓	✓	✓	✓	✓	✓

[1] Only available with 3″ fluting.

Description	Model	Price
OFFICE – PLAIN, 27″ DEEP	**O32927BCFP**	774
	O62927BCFP	849

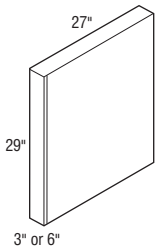

- Flush Toekick and Flush Panel Ends standard.
- Reversible, may be used on either left or right end.
- Front and both sides finished, back is unfinished.
- Enclosed top and bottom.
- Unit is field trimmable to any required depth.
- Increased Depths available in 1/4″ increments from 27 1/4″ to 30″.
- Reduced Depths available in 1/4″ increments from 9″ to 26 3/4″ .
- Increased Heights available in 1/4″ increments from 29 1/4″ to 461/2″.
- Reduced Heights available in 1/4″ increments from 12″ to 28 3/4″.
- Not intended for use horizontally as shelving. Use Floating Shelves on page R•22.
- Glazes and/or Techniques available: F, P, TW, XTW, HW, XHW.

End Panel Options

CSFPE

Custom Modification Options

FLUT	ID	IH	IW	RD	RH	ROSFLUT
✓	✓	✓		✓	✓	✓

Description	Model	Price
VANITY – PLAIN, 24″ DEEP	**V33024BCFP**	1057
	V33224BCFP	1164
	V63024BCFP	1165
	V63224BCFP	1283

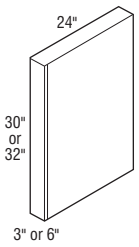

- Flush Toekick and Flush Panel Ends standard.
- Reversible, may be used on either left or right end.
- Front and both sides finished, back is unfinished.
- Enclosed top and bottom.
- Unit is field trimmable to any required depth.
- Increased Depths available in 1/4″ increments from 24 1/4″ to 30″.
- Reduced Depths available in 1/4″ increments from 9″ to 23 3/4″ .
- Increased Heights available in 1/4″ increments from 32 1/4″ to 46 1/2″.
- Reduced Heights available in 1/4″ increments from 12″ to 29 3/4″.
- Increased Widths available in 1/4″ increments. See page G•46 for details.
- Not intended for use horizontally as shelving. Use Floating Shelves on page R•22.
- Glazes and/or Techniques available: F, P, TW, XTW, HW, XHW.

End Panel Options

CSFPE
✓

Custom Modification Options

FLUT	ID	IH	IW	RD	RH	ROSFLUT
✓	✓	✓	✓	✓	✓	✓

Glazes and Techniques
F = Flooded (see page E•4.)
P = Penned (see page E•4.)
TW = Timeworn (see page E•4.)
XTW = Extra Timeworn (see page E•4.)
HW = Hewn (see page E•4.)
XHW = Extra Hewn (see page E•4.)

Description	Model	Price
TALL – PLAIN, 15″ DEEP		
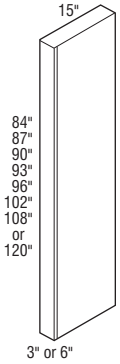	**T38415BCFP**	1495
	T38715BCFP	1548
	T39015BCFP	1600
	T39315BCFP	1653
	T39615BCFP	1704
NEW	**T310215BCFP**	2240
NEW	**T310815BCFP**	2350
NEW	**T312015BCFP**	2571
	T68415BCFP	1723
	T68715BCFP	1780
	T69015BCFP	1838
	T69315BCFP	1897
	T69615BCFP	1958
NEW	**T610215BCFP**	2576
NEW	**T610815BCFP**	2705
NEW	**T612015BCFP**	2962

- Flush Toekick and Flush Panel Ends standard.
- Reversible, may be used on either left or right end.
- Front and both sides finished.
- Enclosed top and bottom.
- Unit is field trimmable to any required depth.
- Increased Depths available in 1/4″ increments from 15 1/4″ to 30″.
- Reduced Depths available in 1/4″ increments from 9″ to 14 3/4″ .
- Reduced Heights available in 1/4″ increments from 60″ to 119 3/4″.
- Not intended for use horizontally as shelving. Use Floating Shelves on page R•22.
- Glazes and/or Techniques available: F, P, TW, XTW, HW, XHW.

End Panel Options

CSFPE

Custom Modification Options

FLUT	ID	IH	IW	RD	RH	ROSFLUT
✓	✓			✓	✓	✓

Description	Model	Price
TALL – PLAIN, 27″ DEEP		
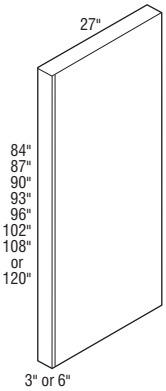	**T38427BCFP**	2615
	T38727BCFP	2709
	T39027BCFP	2796
	T39327BCFP	2890
	T39627BCFP	2979
NEW	**T310227BCFP**	3919
NEW	**T310827BCFP**	4115
NEW	**T312027BCFP**	4506
	T68427BCFP	3010
	T68727BCFP	3117
	T69027BCFP	3222
	T69327BCFP	3325
	T69627BCFP	3430
NEW	**T610227BCFP**	4508
NEW	**T610827BCFP**	4728
NEW	**T612027BCFP**	5169

- Flush Toekick and Flush Panel Ends standard.
- Reversible, may be used on either left or right end.
- Front and both sides finished.
- Enclosed top and bottom.
- Unit is field trimmable to any required depth.
- Increased Depths available in 1/4″ increments from 27 1/4″ to 30″.
- Reduced Depths available in 1/4″ increments from 9″ to 26 3/4″ .
- Reduced Heights available in 1/4″ increments from 60″ to 119 3/4″.
- Not intended for use horizontally as shelving. Use Floating Shelves on page R•22.
- Glazes and/or Techniques available: F, P, TW, XTW, HW, XHW.

End Panel Options

CSFPE[1]
✓

Custom Modification Options

FLUT	ID	IH	IW	RD	RH	ROSFLUT
✓	✓			✓	✓	✓

[1] Reference modification section for parameters.

Glazes and Techniques
F = Flooded (see page E•4.)
P = Penned (see page E•4.)
TW = Timeworn (see page E•4.)
XTW = Extra Timeworn (see page E•4.)
HW = Hewn (see page E•4.)
XHW = Extra Hewn (see page E•4.)

ANGLED FILLERS (SPECIFY STYLE and STAIN)

ANGLED FILLERS, 3″

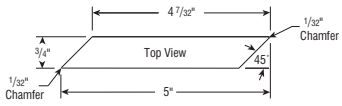

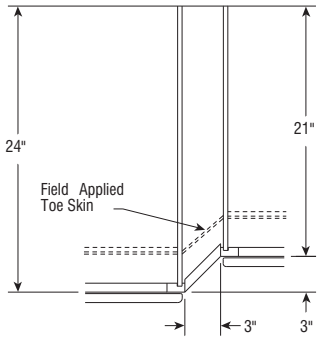

Top View of Installation
Angled Filler Change in Depth
Right Shown

Description	Model	Height	Height w/FTK Option	Price
	45FW30	30″	34.5″	203
	45FW33	33″	37.5″	280
	45FW36	36″	40.5″	358
	45FW39	39″	43.5″	360
	45FW42	42″	46.5″	363
	45FW45	45″	49.5″	363
	45FW48	48″	52.5″	363

- Glazes and/or Techniques available: F, P, TW, XTW, HW, XHW.
- Reduced Heights available in 1/4″ increments from 12″ to 75″.

	45FB	30″	34.5″	205
	45FV32	27.5″	32″	223
	45FO29	29″	Included	203
	45FV	25.5″	30″	203

- Reduced Heights available in 1/4″ increments from 12″ to 48″.

	45FU84	79.5″	84″	482
	45FU87	82.5″	87″	497
	45FU90	85.5″	90″	513
	45FU93	88.5″	93″	531
	45FU96	91.5″	96″	545

- Toekick and return not available.
- Reduced Heights available in 1/4″ increments from 66″ to 95 3/4″.
- Height of filler excludes toekick height of 4 1/2″, with the exception of Office fillers that have FTK standard.

Custom Modification Options

BVR[1]	FLUT[2]	FTK[3]	IH[4]	RH[5]	WTR[6]
✓	✓	✓	✓	✓	✓

[1] Only available on FW versions.
[2] Not available with fluting both or 6″ fluting.
[3] Not available on 45FO29.
[4] Not available on FW versions except FW48 and not available on FU versions.
[5] Not available on FU96 version.
[6] Not available on 45FB or 45FO29.

PANELS (SPECIFY STYLE and STAIN)

WALL END PANEL, 12″ or 13″ DEEP, 30″ HIGH

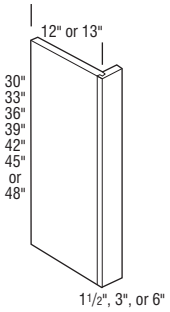

Description	Model	Price
	WEPF1.5WD	182
	WEPF1.533WD	204
	WEPF1.536WD	230
	WEPF1.539WD	251
	WEPF1.542WD	278
	WEPF1.545WD	301
	WEPF1.548WD	320

- Fluting and Rose Fluting not available.

	WEPF3WD	203
	WEPF333WD	223
	WEPF336WD	248
	WEPF339WD	274
	WEPF342WD	301
	WEPF345WD	326
	WEPF348WD	351

	WEPF6WD	251
	WEPF633WD	279
	WEPF636WD	310
	WEPF639WD	346
	WEPF642WD	376
	WEPF645WD	410
	WEPF648WD	442

Notes below apply to all products in section above:

- 1/2″ wood veneer with face frame attached.
- Inset and Beaded Inset styles are a standard 13″ deep.
- Full Overlay Styles:
  - Increased Depths available in 1/4″ increments from 12 1/4″ to 36″.
  - Reduced Depths available in 1/4″ increments from 6″ to 11 3/4″.
- Inset and Beaded Inset Styles:
  - Increased Depths available in 1/4″ increments from 13 1/4″ to 24″.
  - Reduced Depths available in 1/4″ increments from 6″ to 12 3/4″.
- Reduced Heights available in 1/4″ increments from 12″ to 47 3/4″.
- Increased Widths available in 1/4″ increments. See page G•46 for details.
- Glazes and/or Techniques available: F, P, TW, XTW, HW, XHW.

End Panel Options

AUTH[1]	CSFPE	FL/FR	FPE	INTGE	IPE
✓	✓		✓	✓	✓

Custom Modification Options

BVR[2]	EX[3]	FLUT[4]	ID	IH[5]	IW[3]	RD	RH	ROSFLUT[4]	WTR[2]
✓	✓	✓	✓	✓	✓	✓	✓	✓	✓

[1] Not available with authentic flush ends both.
[2] Not available on 1.5″ wide.
[3] Not available on 6″ wide.
[4] Not available on 1.5″ wide or with fluting both.
[5] Only available on 48 versions.

Glazes and Techniques
F = Flooded (see page E•4.)
P = Penned (see page E•4.)
TW = Timeworn (see page E•4.)
XTW = Extra Timeworn (see page E•4.)
HW = Hewn (see page E•4.)
XHW = Extra Hewn (see page E•4.)

Description	Model	Price
BASE END PANEL, 24″ DEEP, 34 1/2″ HIGH	**BEPWD**	274
	• 3/4″ two-sided veneer panel with front edgebanded.	
	BEPF1.5WD	223
	BEPF3WD	279
	BEPF6WD	356
	• 1/2″ wood veneer with face frame attached.	

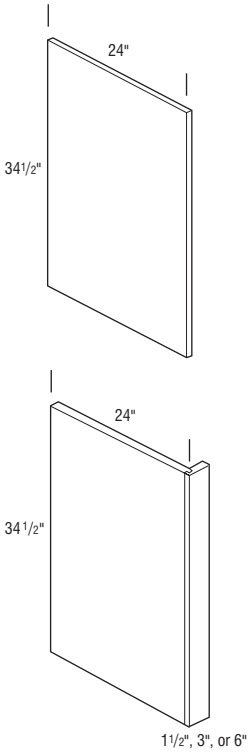

Notes below apply to all products in section above:

- Increased Depths available in 1/4″ increments from 24 1/4″ to 48″ .
- Reduced Depths available in 1/4″ increments from 12 1/4″ to 23 3/4″ .
- Increased Heights available in 1/4″ increments from 34 3/4″ to 48″ .
- Reduced Heights available in 1/4″ increments from 12″ to 34 1/4″.
- Increased Widths available in 1/4″ increments. See page G•46 for details.
- Glazes and/or Techniques available: F, P, TW, XTW, HW, XHW.

End Panel Options

AUTH[1]	CSFPE[2]	FL/FR	FPE[2]	INTGE[2]	IPE[2]
✓	✓		✓	✓	✓

Custom Modification Options

BVR	EX	FLUT[3]	ID	IH	IW[4]	RD	RH	ROSFLUT[3]	WTR[2]
		✓	✓	✓	✓	✓	✓	✓	✓

[1] Not available with authentic flush ends both.
[2] Not available on BEPWD.
[3] Not available on BEPWD or BEPF1.5WD with fluting both.
[4] Only available in BEPF1.5WD and BEPF3WD.

Description	Model	Price
ANGLED WALL END PANELS, 3″	**45WEP330**	234
	45WEP333	280
	45WEP336	325
	45WEP339	348
	45WEP342	368
	45WEP345	388
	45WEP348	407

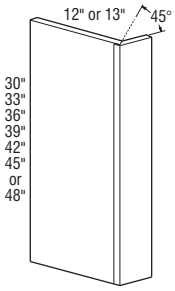

Left Shown

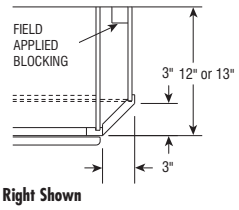

Right Shown

- Finished Ends standard.
- 1/2″ wood veneer with face frame attached.
- Return not available.
- Inset and Beaded Inset styles are a standard 13″ deep.
- Full Overlay Styles:
  - Increased Depths available in 1/4″ increments from 12 1/4″ to 36″.
  - Reduced Depths available in 1/4″ increments from 6″ to 11 3/4″.
- Inset and Beaded Inset Styles:
  - Increased Depths available in 1/4″ increments from 13 1/4″ to 24″.
  - Reduced Depths available in 1/4″ increments from 6″ to 12 3/4″.
- Glazes and/or Techniques available: F, P, TW, XTW, HW, XHW.

End Panel Options

AUTH	CSFPE	FL/FR	FPE	INTGE	IPE
	✓		✓		

Custom Modification Options

BVR	EX	FLUT[1]	ID	IH	IW	RD	RH	ROSFLUT[2]	WTR
		✓	✓			✓		✓	✓

[1] Not available with 6″ fluting or fluting both.
[2] Only available on ROSLFUT3CTR.

Glazes and Techniques
F = Flooded (see page E•4.)
P = Penned (see page E•4.)
TW = Timeworn (see page E•4.)
XTW = Extra Timeworn (see page E•4.)
HW = Hewn (see page E•4.)
XHW = Extra Hewn (see page E•4.)

Description	Model	Price
ANGLED BASE END PANEL	**45BEP**	400

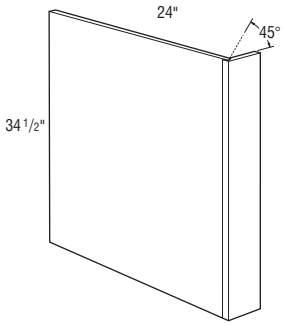

Left Shown

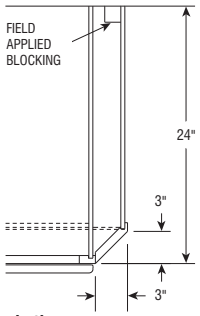

Right Shown

- Finished Ends standard.
- Toekick not available.
- Increased Depths available in 1/4″ increments from 24 1/4″ to 48″ .
- Reduced Depths available in 1/4″ increments from 12 1/4″ to 23 3/4″ .
- Increased Heights available in 1/4″ increments from 34 3/4″ to 48″ .
- Reduced Heights available in 1/4″ increments from 12″ to 34 1/4″.
- Glazes and/or Techniques available: F, P, TW, XTW, HW, XHW.

End Panel Options

AUTH[1]	CSFPE	FL/FR	FPE	INTGE	IPE
✓	✓		✓		

Custom Modification Options

BVR	EX	FLUT[2]	ID	IH	IW	RD	RH	ROSFLUT	WTR
		✓	✓	✓		✓	✓		✓

[1] Not available with authentic flush ends both.
[2] Not available with fluting both or 6″ fluting.

Description	Model	Price
ANGLED TALL END PANELS	**45TEP384**	951
	45TEP387	984
	45TEP390	1020
	45TEP393	1057
	45TEP396	1089

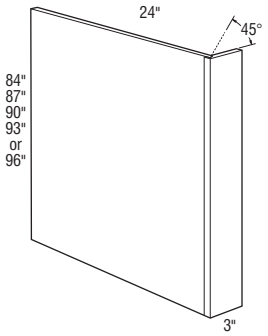

Left Shown

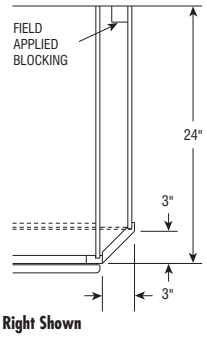

Right Shown

- 1/2″ wood veneer with face frame attached.
- Toekick not available.
- Increased Depths available in 1/4″ increments from 24 1/4″ to 29 1/4″ .
- Reduced Depths available in 1/4″ increments from 6″ to 23 3/4″.
- Glazes and/or Techniques available: F, P, TW, XTW, HW, XHW.

End Panel Options

AUTH[1]	CSFPE	FL/FR	FPE	INTGE	IPE
✓	✓		✓		

Custom Modification Options

BVR	EX	FLUT[2]	ID	IH	IW	RD	RH	ROSFLUT	WTR
		✓	✓			✓			✓

[1] Not available with authentic flush ends both.
[2] Not available with fluting both or 6″ fluting.

Description	Model	Price
END PANELS – FULL OVERLAY STYLES ONLY	**WEPOF3WD**	261
	• Return not available.	
	WEPOF333WD	290
	WEPOF336WD	312
	WEPOF339WD	342
	WEPOF342WD	368
	WEPOF345WD	392
	WEPOF348WD	418

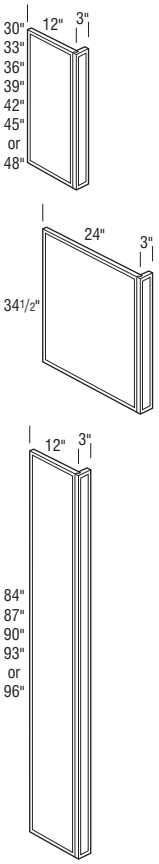

- Must specify a profile.
- Full overlay styles with #18 profile will be sent with #14 profile.
- Increased Depths available in 1/4″ increments from 12 1/4″ to 36″.
- Reduced Depths available in 1/4″ increments from 6″ to 11 3/4″.
- Reduced Heights available in 1/4″ increments from 12″ to 47 3/4″.
- Increased Widths available in 1/4″ increments. See page G•46 for details.
- Not available with Inset or Beaded Inset Styles.

BEPOF3WD	358

- Must specify a profile.
- Full overlay styles with #18 profile will be sent with #14 profile.
- Toekick not included with BEPOF3WD.
- Increased Depths available in 1/4″ increments from 24 1/4″ to 48″.
- Reduced Depths available in 1/4″ increments from 12 1/4″ to 23 3/4″.
- Increased Heights available in 1/4″ increments from 34 3/4″ to 48″.
- Reduced Heights available in 1/4″ increments from 12″ to 34 1/4″.
- Increased Widths available in 1/4″ increments. See page G•46 for details.
- Not available with Inset or Beaded Inset Styles.

TEP1284OF3WD	522
TEP1287OF3WD	563
TEP1290OF3WD	609
TEP1293OF3WD	662
TEP1296OF3WD	714

- Must specify a profile.
- Full overlay styles with #18 profile will be sent with #14 profile.
- Toekick not included with TEP1284OF3WD.
- Increased Depths available in 1/4″ increments from 12 1/4″ to 36″.
- Reduced Depths available in 1/4″ increments from 6″ to 11 3/4″.
- Reduced Heights available in 1/4″ increments from 60″ to 95 3/4″.
- Increased Widths available in 1/4″ increments. See page G•46 for details.
- Not available with Inset or Beaded Inset Styles.

End Panel Options

AUTH[1]	CSFPE	FL/FR	FPE	INTGE	IPE
✓	✓		✓	✓	✓

Custom Modification Options

BVR	EX	FLUT	ID[2]	IH[3]	IW	RD	RH	ROSFLUT	WTR
			✓	✓	✓	✓	✓		✓

[1] Not available with authentic flush ends both.
[2] Not available with TEP versions.
[3] Only available on WEPOF348WD and BEPOF3WD.

Glazes and Techniques
F = Flooded (see page E•4.)
P = Penned (see page E•4.)
TW = Timeworn (see page E•4.)
XTW = Extra Timeworn (see page E•4.)
HW = Hewn (see page E•4.)
XHW = Extra Hewn (see page E•4.)

Description	Model	Price
END PANELS – FULL OVERLAY STYLES ONLY	**TEP2484OF3WD**	809
	TEP2487OF3WD	873
	TEP2490OF3WD	946
	TEP2493OF3WD	1019
	TEP2496OF3WD	1103

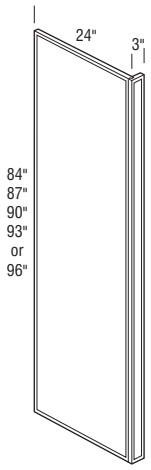

- 1/2″ wood veneer with face frame attached.
- Must specify a profile.
- Full Overlay styles with #18 profile will have overlay sent with #14 profile.
- Overlays profiled on all four sides.
- Toekick not included with TEP2484OF3WD.
- Increased Depths available in 1/4″ increments from 24 1/4″ to 48″ .
- Reduced Depths available in 1/4″ increments from 12 1/4″ to 23 3/4″ .
- Reduced Heights available in 1/4″ increments from 60″ to 95 3/4″.
- Increased Widths available in 1/4″ increments. See page G•46 for details.
- Not available with Inset or Beaded Inset Styles.

End Panel Options

AUTH[1]	CSFPE	FL/FR	FPE	INTGE	IPE
✓	✓		✓	✓	✓

Custom Modification Options

BVR	EX	FLUT	ID	IH	IW	RD	RH	ROSFLUT	WTR
			✓		✓	✓	✓		✓

[1] Not available with authentic flush ends both.

REFRIGERATOR PANEL, 12″ DEEP	**TEP1284WD**	390
	TEP1287WD	426
	TEP1290WD	456
	TEP1293WD	444
	TEP1296WD	493

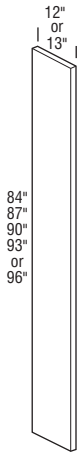

- 3/4″ double-sided veneer panel with front edgebanded.
- Reduced Heights available in 1/4″ increments from 60″ to 95 3/4″.
- Inset and Beaded Inset styles are a standard 13″ deep.
- Full Overlay Styles:
  - Reduced Depths available in 1/4″ increments from 6″ to 11 3/4″.
- Inset and Beaded Inset Styles:
  - Reduced Depths available in 1/4″ increments from 6″ to 12 3/4″.

End Panel Options

AUTH[1]	CSFPE	FL/FR	FPE	INTGE	IPE
✓					

Custom Modification Options

BVR	EX	FLUT	ID	IH	IW	RD	RH	ROSFLUT	WTR
						✓	✓		

[1] Not available with authentic flush ends both.

Description	Model	Price
REFRIGERATOR PANEL, 12″ or 13″ DEEP	**TEP1284F1.5WD**	445
	TEP1284F3WD	497
	TEP1284F6WD	622
	TEP1287F1.5WD	455
	TEP1287F3WD	507
	TEP1287F6WD	635
	TEP1290F1.5WD	466
	TEP1290F3WD	517
	TEP1290F6WD	647
	TEP1293F1.5WD	476
	TEP1293F3WD	523
	TEP1293F6WD	651
	TEP1296F1.5WD	476
	TEP1296F3WD	527
	TEP1296F6WD	658

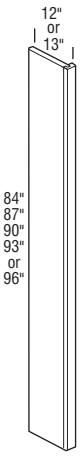

- 1/2″ wood veneer with face frame attached.
- Reduced Heights available in 1/4″ increments from 60″ to 95 3/4″.
- Increased Widths available in 1/4″ increments. See page G•46 for details.
- Inset and Beaded Inset styles are a standard 13″ deep.
- Full Overlay Styles:
  - Reduced Depths available in 1/4″ increments from 6″ to 11 3/4″.
- Inset and Beaded Inset Styles:
  - Reduced Depths available in 1/4″ increments from 6″ to 12 3/4″.

End Panel Options

AUTH[1]	CSFPE	FL/FR	FPE	INTGE	IPE
✓	✓		✓	✓	✓

Custom Modification Options

BVR	EX	FLUT[2]	ID	IH	IW[3]	RD	RH	ROSFLUT[2]	WTR
		✓			✓	✓	✓	✓	✓

[1] Not available with authentic flush ends both.
[2] Not available on 1.5″ wide or with fluting both.
[3] Not available on 6″ wide.

Description	Model	Price
REFRIGERATOR PANEL, 12″ or 13″ DEEP	**TEP12102WD**	815
	TEP12108WD	1137
	TEP12120WD	1201

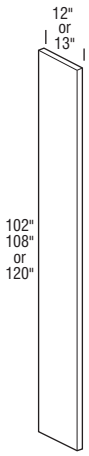

- 3/4″ double-sided veneer panel with front edgebanded.
- Inset and Beaded Inset styles are a standard 13″ deep.
- Full Overlay Styles:
  – Reduced Depths available in 1/4″ increments from 6″ to 11 3/4″.
- Inset and Beaded Inset Styles:
  – Reduced Depths available in 1/4″ increments from 6″ to 12 3/4″.
- Reduced Heights available in 1/4″ increments from 96 1/4″ to 119 3/4″ .
- All panels over 96″ high will get three equal height authentic doors when authentic is ordered.

	TEP12102F1.5WD	816
	TEP12102F3WD	851
	TEP12108F1.5WD	1156
	TEP12108F3WD	1175
	TEP12120F1.5WD	1217
	TEP12120F3WD	1233

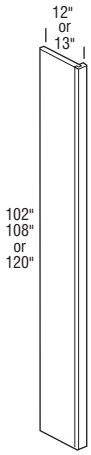

- 5/8″ standard finished flushed ends. Wood veneer with face frame attached.
- Inset and Beaded Inset styles are a standard 13″ deep.
- Full Overlay Styles:
  – Reduced Depths available in 1/4″ increments from 6″ to 11 3/4″.
- Increased Widths available in 1/4″ increments. See page G•46 for details.
- Inset and Beaded Inset Styles:
  – Reduced Depths available in 1/4″ increments from 6″ to 12 3/4″.
- Reduced Heights available in 1/4″ increments from 96 1/4″ to 119 3/4″.

End Panel Options

AUTH[1]	CSFPE	FL/FR	FPE	INTGE	IPE[2]
✓					✓

Custom Modification Options

BVR	EX	FLUT[3]	ID	IH	IW[4]	RD	RH	ROSFLUT[5]	WTR[6]
		✓			✓	✓	✓	✓	✓

[1] Not available with authentic flush ends both.
[2] Only available on 1.5 and 3 versions.
[3] Only available with 3″ wide. Not available with 6″ fluting or fluting both.
[4] Not available on TEP12108WD or TEP121208WD.
[5] Only available with 3″ wide. Not available with fluting both.
[6] Only available in TEP12108F1.5WD and TEP12108F3WD.

Description	Model	Price
REFRIGERATOR PANEL, 24″ DEEP	**TEP2484WD**	670
	TEP2487WD	684
	TEP2490WD	760
	TEP2493WD	763
	TEP2496WD	841

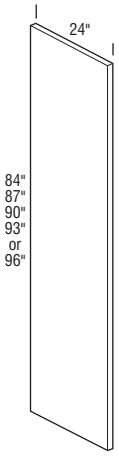

- 3/4″ double-sided veneer panel with front edgebanded.
- Increased Depths available in 1/4″ increments from 24 1/4″ to 48″ .
- Reduced Depths available in 1/4″ increments from 12 1/4″ to 23 3/4″ .
- Reduced Height available in 1/4″ increments from 60″ to 95 3/4″.

End Panel Options

AUTH[1]	CSFPE	FL/FR	FPE	INTGE	IPE
✓					

Custom Modification Options

BVR	EX	FLUT	ID	IH	IW	RD	RH	ROSFLUT	WTR
			✓			✓	✓		✓

[1] Not available with authentic flush ends both.

REFRIGERATOR PANEL, 24″ DEEP	**TEP2484F1.5WD**	641
	TEP2484F3WD	670
	TEP2484F6WD	838
	TEP2487F1.5WD	716
	TEP2487F3WD	739
	TEP2487F6WD	894
	TEP2490F1.5WD	726
	TEP2490F3WD	760
	TEP2490F6WD	951
	TEP2493F1.5WD	805
	TEP2493F3WD	816
	TEP2493F6WD	1003
	TEP2496F1.5WD	800
	TEP2496F3WD	841
	TEP2496F6WD	1053

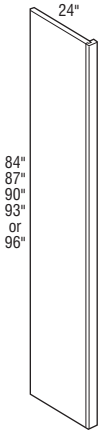

- 1/2″ wood veneer with face frame attached.
- Increased Depths available in 1/4″ increments from 24 1/4″ to 48″ .
- Reduced Depths available in 1/4″ increments from 12 1/4″ to 23 3/4″ .
- Reduced Height available in 1/4″ increments from 60″ to 95 3/4″.
- Increased Widths available in 1/4″ increments. See page G•46 for details.

End Panel Options

AUTH[1]	CSFPE	FL/FR	FPE	INTGE	IPE
✓	✓		✓	✓	✓

Custom Modification Options

BVR	EX	FLUT[2]	ID	IH	IW[3]	RD	RH	ROSFLUT[2]	WTR
		✓	✓		✓	✓	✓	✓	✓

[1] Not available with authentic flush ends both.
[2] Not available on 1.5″ wide or with fluting both.
[3] Not available on 6″ wide.

Description	Model	Price
REFRIGERATOR PANEL, 24″ DEEP	**TEP24102WD**	989
	TEP24108WD	1357
	TEP24120WD	1425

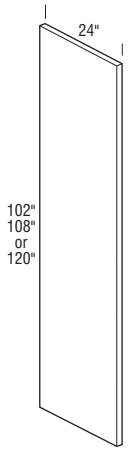

- 3/4″ double-sided veneer panel with front edgebanded.
- Increased Depths available in 1/4″ increments from 24 1/4″ to 30″
- Reduced Depths available in 1/4″ increments from 12 1/4″ to 23 3/4″ .
- Reduced Heights available in 1/4″ increments from 96 1/4″ to 119 3/4″ .
- All panels over 96″ high will get three equal height authentic doors when authentic is ordered.

TEP24102F1.5WD	1090
TEP24102F3WD	1122
TEP24108F1.5WD	1380
TEP24108F3WD	1402
TEP24120F1.5WD	1441
TEP24120F3WD	1458

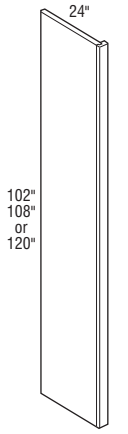

- 5/8″ standard finished flushed ends. Wood veneer with face frame attached.
- Increased Depths available in 1/4″ increments from 24 1/4″ to 30″.
- Reduced Depths available in 1/4″ increments from 12 1/4″ to 23 3/4″ .
- Reduced Heights available in 1/4″ increments from 96 1/4″ to 119 3/4″ .
- Increased Widths available in 1/4″ increments. See page G•46 for details.

End Panel Options

AUTH[1]	CSFPE	FL/FR	FPE[2]	INTGE	IPE[3]
✓			✓		✓

Custom Modification Options

BVR	EX	FLUT[4]	ID	IH	IW[5]	RD	RH	ROSFLUT[6]	WTR[7]
		✓	✓		✓	✓	✓	✓	✓

[1] Not available with authentic flush ends both.
[2] Only available on TEP24108F1.5WD and TEP24108F3WD.
[3] Only available on 1.5 and 3 versions.
[4] Only available with 3″ wide. Not available with 6″ fluting or fluting both.
[5] Not available on TEP24108WD or TEP24120WD.
[6] Only available with 3″ wide. Not available with fluting both.
[7] Only available on TEP24108WD, TEP24108F1.5WD and TEP24108F3WD.

Description	Model	Price
3/32″ SKINS	**WEPS18**	118
	WEPS30	124
	WEPS33	128
	WEPS36	129
	WEPS39	133
	WEPS42	138
	WEPS45	141
	WEPS48	146

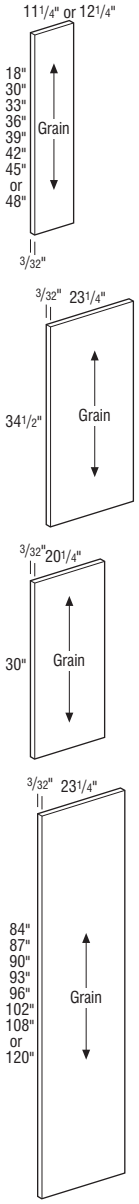

- 3/32″ thick.
- Inset and Beaded Inset will have a standard depth of 12 1/4″.
- Increased Heights available in 1/4″ increments from 48 1/4″ to 60″.
- Reduced Heights available in 1/4″ increments from 12″ to 47 3/4″.
- Full Overlay Styles:
  - Increased Depths available in 1/4″ increments from 11 1/2″ to 47 3/4″.
  - Reduced Depths available in 1/4″ increments from 6″ to 11″.
- Inset and Beaded Inset Styles:
  - Increased Depths available in 1/4″ increments from 12 1/2″ to 47 3/4″.
  - Reduced Depths available in 1/4″ increments from 6″ to 12″.

BEPS34.5	214

- 3/32″ thick.
- Increased Heights available in 1/4″ increments from 34 3/4″ to 59 3/4″.
- Reduced Heights available in 1/4″ increments from 12″ to 34 1/4″.
- Increased Depths available in 1/4″ increments from 23 1/2″ to 48″.
- Reduced Depths available in 1/4″ increments from 12 1/4″ to 23″.

VEPS30	182

- 3/32″ thick.
- Increased Heights available in 1/4″ increments from 30 1/4″ to 59 3/4″.
- Reduced Heights available in 1/4″ increments from 12″ to 29 3/4″.
- Increased Depths available in 1/4″ increments from 20 1/2″ to 48″.
- Reduced Depths available in 1/4″ increments from 12 1/4″ to 20″.

TEPS84	337
TEPS87	351
TEPS90	365
TEPS93	372
TEPS96	376
TEPS102	384
TEPS108	391
TEPS120	408

- 3/32″ thick.
- Reduced Heights available in 1/4″ increments from 60″ to 119 3/4″.
- Increased Depths available in 1/4″ increments from 23 1/2″ to 29 1/4″.
- Reduced Depths available in 1/4″ increments from 6″ to 23″.

End Panel Options

AUTH[1]	CSFPE	FL/FR	FPE	INTGE	IPE
✓					

Custom Modification Options

BVR	EX	FLUT	ID[2]	IH[3]	IW	RD[2]	RH	ROSFLUT	WTR
			✓	✓		✓	✓		

[1] Not available with authentic flush ends both. Not available on WEPS or BEPS34.5.
[2] Not available on WEPS45 or WEPS48.
[3] Only available on WEPS48, BEPS34.5, and VEPS30.

Description	Model	Price
ENGLISH COUNTRY CAR SIDING SKINS	**WEPS18VG** Wall Cabinet Paneling	90
	WEPS30VG Wall Cabinet Paneling	144
	WEPS42VG Wall Cabinet Paneling	202
	• 3/16″ thick.	
	VEPS30VG Vanity Cabinet Paneling	274
	BEPS34.5VG Base Cabinet Paneling	337
	• 3/16″ thick.	
	TEPS2484VG Utility Paneling	805
	TEPS2496VG Utility Paneling	907
	• 3/16″ thick.	
TOE BOARD TRIM	**TB8WD14**	96
	• 1/4″ thick.	
	Modifications Are Not Available	

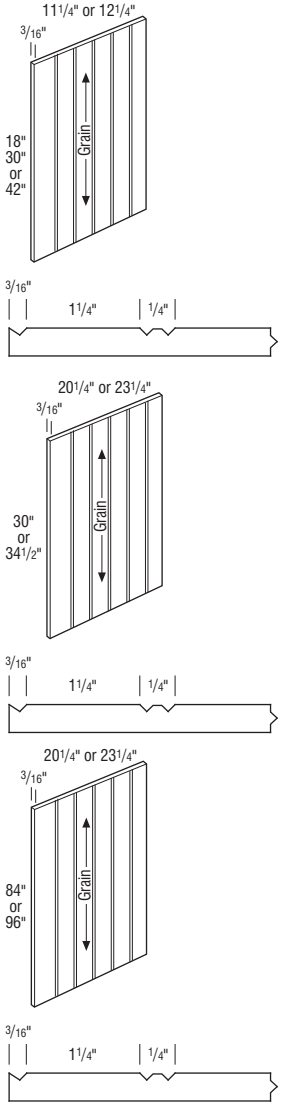

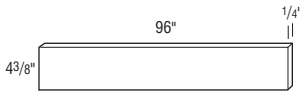

End Panel Options

AUTH[1]	CSFPE	FL/FR	FPE	INTGE	IPE
✓					

Custom Modification Options

BVR	EX	FLUT	ID[2]	IH	IW	RD[2]	RH[3]	ROSFLUT	WTR
			✓			✓	✓		

[1] Only available in VEPS and TEPS versions. Not available with authentic flush ends both.
[2] Only available on WEPS18VG and WEPS30VG.
[3] Only available on WEPS30VG.

Description	Model	Price
TOEKICK CAPS	**TKC**	71
	• Price per pair. • Available in Alder and Maple. • Cherry finishes available on Maple.	
	Modifications Are Not Available	

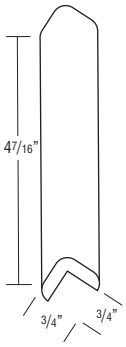

PANELING	**WP9630WD** • 1/4″ x 96″ x 30″	578
	BP3634.5WD • 1/4″ x 36″ x 34 1/2″	287
	BP4834.5WD • 1/4″ x 48″ x 34 1/2″	363
	BP7234.5WD • 1/4″ x 72″ x 34 1/2″	512
	BP9634.5WD • 1/4″ x 96″ x 34 1/2″	658
	BP9648CRSGR • 1/4″ x 96″ x 48″	945
	BP4896WD • 1/4″ x 48″ x 96″	839
	• 1/4″ thick.	
	Modifications Are Not Available	

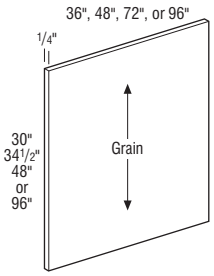

ENGLISH COUNTRY CAR SIDING PANELING	**WEP4830VG** Wall Cabinet Paneling	577
	BP4834.5VG Base Cabinet Paneling	664
	BP4896VG Tall Cabinet Paneling	1396
	Modifications Are Not Available	

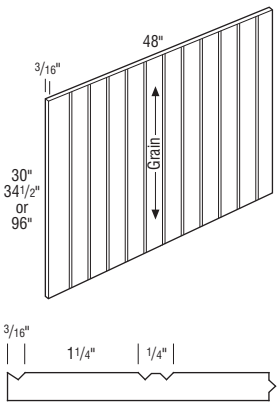

Description	Model	Price

DISHWASHER PANEL

DWPWD 177

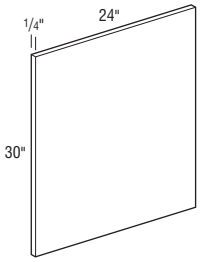

- Dimensions: 1/4″ x 24″ x 30″

Modifications Are Not Available

LAZY SUSAN BASE PANEL

BLSBEPWD 258

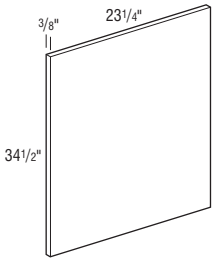

- Dimensions: 3/8″ x 23 1/4″ x 34 1/2″

Modifications Are Not Available

TAPERED VANITY END PANEL, 21″ DEEP

VDL2130WD 311
VDL2132WD 311

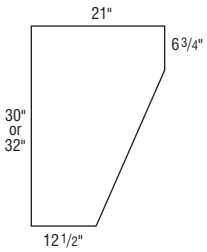

- 3/4″ double sided veneer panel with front edgebanded.
- Increased Depths available in 3″ increments to 24″.
- Reduced Depths available in 3″ increments to 18″.
- Increased Height available in 1/4″ increments from 30 1/4″ to 46 1/2″ .

End Panel Options

AUTH	CSFPE	FL/FR	FPE	INTGE	IPE
		✓			

Custom Modification Options

BVR	EX	FLUT	ID	IH	IW	RD	RH	ROSFLUT	WTR
			✓	✓		✓			

HUTCH END PANEL

HE48 571

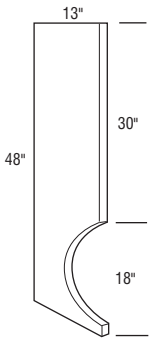

- 3/4″ thick.
- Increased Heights available in 1/4″ increments from 48 1/4″ to 60″ .
- Reduced Heights available in 1/4″ increments from 36″ to 47 3/4″.

End Panel Options

AUTH	CSFPE	FL/FR	FPE	INTGE	IPE
		✓			

Custom Modification Options

BVR	EX	FLUT	ID	IH	IW	RD	RH	ROSFLUT	WTR
				✓			✓		

Description	Model	Price

MATERIAL (SPECIFY STAIN and STYLE)

CRISS CROSS WINE RACK MATERIAL

WNRMAT 114

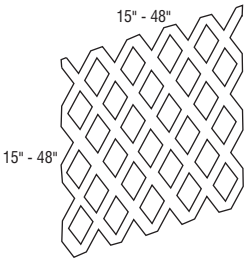

- Price is per square foot.
- Includes front and back grid.
- Specify width and height.
- Maximum width/height is 30″ when the width/height exceeds 30″.
- Minimum width is 15″. Maximum width is 48″.
- Minimum height is 15″. Maximum height is 48″.

End Panel Options

AUTH

Custom Modification Options

BAND	BND	F.ALL	F.FRT	PRO
		✓		

1/2″ NATURAL MATERIAL – 2-SIDED

1/2NAT2S 60

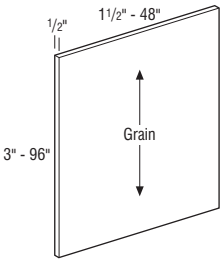

- Price is per square foot.
- Cabinet top and bottom material.
- Specify width and height.
- Minimum width is 1 1/2″. Maximum width is 48″.
- Minimum height is 3″. Maximum height is 96″.

End Panel Options

AUTH

Custom Modification Options

BAND	BND	F.ALL	F.FRT	PRO
✓				

3/4″ NATURAL MATERIAL – 2-SIDED

3/4NAT2S 65

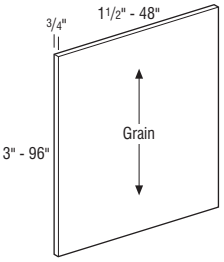

- Price is per square foot.
- Specify width and height.
- Shelving material.
- Minimum width is 1 1/2″. Maximum width is 48″.
- Minimum height is 3″. Maximum height is 96″.

End Panel Options

AUTH

Custom Modification Options

BAND	BND	F.ALL	F.FRT	PRO
✓				

3/16″ NATURAL MATERIAL – 1-SIDED

3/16NAT1S 42

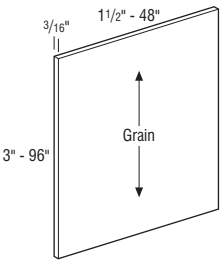

- Price is per square foot.
- Specify width and height.
- Minimum width is 1 1/2″. Maximum width is 48″.
- Minimum height is 3″. Maximum height is 96″.

Modifications Are Not Available

Description	Model	Price
1/2″ NATURAL – 1 SIDE, VENEER – 1 SIDE	**1/2NATVEN**	60

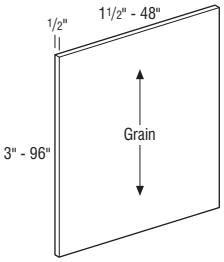

- Price is per square foot.
- Specify width and height.
- Minimum width is 1 1/2″. Maximum width is 48″.
- Minimum height is 3″. Maximum height is 96″.

Modifications Are Not Available

1/4″ VENEER – 1-SIDED	**1/4VEN1S**	41

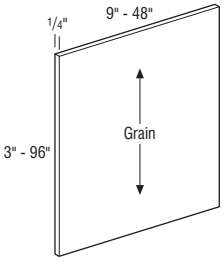

- Price is per square foot.
- Specify width and height.
- Minimum width is 9″. Maximum width is 48″.
- Minimum height is 3″. Maximum height is 96″.
- 48″ W x 96″ H or 96″ W x 48″ H

Modifications Are Not Available

3/32″ VENEER – 1-SIDED	**3/32VEN1S**	41

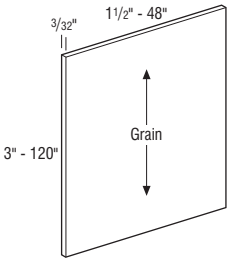

- Price is per square foot.
- Specify width and height.
- Minimum width is 1 1/2″. Maximum width is 48″.
- Minimum height is 3″. Maximum height is 120″.
- 48″ W x 48″ H or 29 1/4″ W x 120″ H

Modifications Are Not Available

3/4″ VENEER – 2-SIDED	**3/4VEN2S**	65

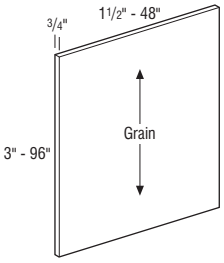

- Price is per square foot.
- Specify width and height.
- Minimum width is 1 1/2″. Maximum width is 48″.
- Minimum height is 3″. Maximum height is 96″.

End Panel Options

AUTH

Custom Modification Options

BAND	BND	F.ALL	F.FRT	PRO
✓				

Description	Model	Price
3/16″ VENEER – 1-SIDED	**3/16VEN1S**	42

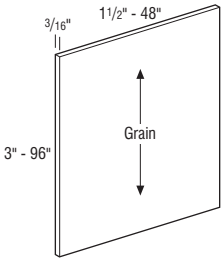

- Price is per square foot.
- Specify width and height.
- Minimum width is 1 1/2″. Maximum width is 48″.
- Minimum height is 3″. Maximum height is 96″.

Modifications Are Not Available

1/2″ VENEER – 2-SIDED	**1/2VEN2S**	60

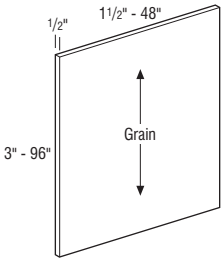

- Price is per square foot.
- Specify width and height.
- Minimum width is 1 1/2″. Maximum width is 48″.
- Minimum height is 3″. Maximum height is 96″.

End Panel Options

AUTH

Custom Modification Options

BAND	BND	F.ALL	F.FRT	PRO
✓				

3/16″ CAR SIDING – 1-SIDED	**3/16CSDG1S**	76

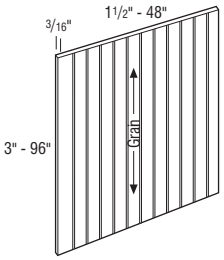

- Price is per square foot.
- Specify width and height.
- Minimum width is 1 1/2″. Maximum width is 48″.
- Minimum height is 3″. Maximum height is 96″.

Modifications Are Not Available

Description	Model	Price
3/4″ SOLID WOOD	**3/4SOLID** 3/4″ SOLID WOOD	113

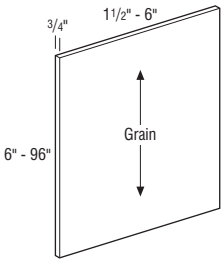

All Species

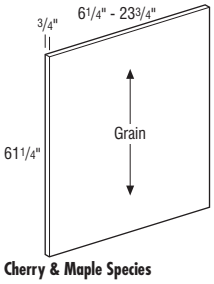

Cherry & Maple Species

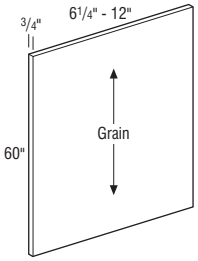

Alder, Quartersawn Oak & Rustic Alder Species

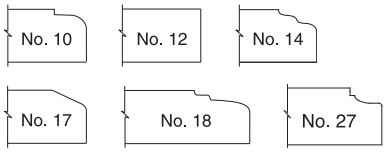

Profiles

- Price is per square foot.
- Specify width and height.
- Must be minimum of 2 9/16″ wide to profile both long edges (height) for all profiles except #18. Must be minimum of 4 1/4″ wide to profile both long edges (height) for profile #18.

Species	Part Widths	Max. Height
Alder	1 1/2″ to 6″	120″
	6 1/4″ to 12″	60″
Cherry	1 1/2″ to 6″	120″
	6 1/4″ to 23 3/4″	61 1/4″
Maple	1 1/2″ to 6″	120″
	6 1/4″ to 23 3/4″	61 1/4″
Quartersawn Oak	1 1/2″ to 6″	120″
	6 1/4″ to 12″	60″
Rustic Alder	1 1/2″ to 6″	120″
	6 1/4″ to 12″	60″
Walnut	1 1/2″ to 6″	120″
	6 1/4″ to 12″	60″

End Panel Options

AUTH

Custom Modification Options

BAND	BND	F.ALL	F.FRT	PRO
		✓	✓	✓

Description	Model	Price
STRETCHER MATERIAL	**STRETCHERMAT**	52

- Price is per square foot.
- 3/8″ thick.
- Specify height.
- Minimum height is 6″. Maximum height is 96″.

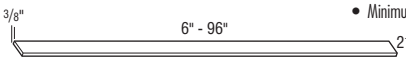

Modifications Are Not Available

Description	Model	Price
3/4″ SHELVING MATERIAL	**SHELFSLD** 3/4″ SOLID WOOD	112

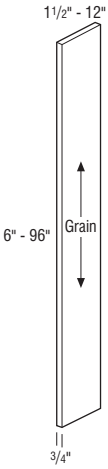

- Price is per square foot.
- Specify width and height.
- Can be used for moulding applications.

Species	Part Widths	Max. Height
Alder	1 1/2″ to 6″	120″
	6 1/4″ to 12″	61 1/4″
Cherry	1 1/2″ to 6″	120″
	6 1/4″ to 23 3/4″	61 1/4″
Maple	1 1/2″ to 6″	120″
	6 1/4″ to 23 3/4″	61 1/4″
Quartersawn Oak	1 1/2″ to 6″	120″
	6 1/4″ to 11″	61 1/4″
Rustic Alder	1 1/2″ to 6″	120″
	6 1/4″ to 12″	61 1/4″
Walnut	1 1/2″ to 6″	120″
	6 1/4″ to 11″	61 1/4″

Modifications Are Not Available

Description	Model	Price
3/4″ SHELVING MATERIAL	**SHELFNAT** 3/4″ Natural Plywood 48″ W x 96″ H	65
	SHELFMI 3/4″ Veneer Plywood 48″ W x 96″ H	80

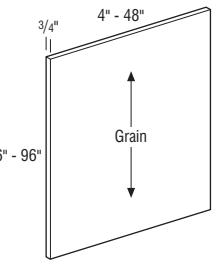

- Price is per square foot.
- Specify width and height.
- Minimum width is 4″. Maximum width is 48″.
- Minimum height is 6″. Maximum height is 96″.

End Panel Options

AUTH

Custom Modification Options

BAND	BND	F.ALL	F.FRT	PRO
✓	✓			

DOOR RAIL MATERIAL

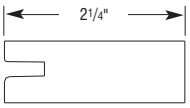

Kirkwood Door Rail

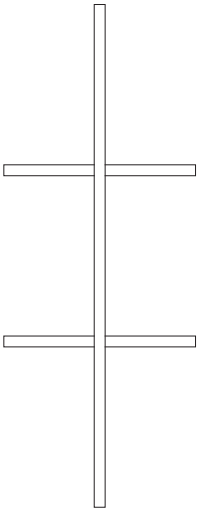

MUNTIN

Description	Model	Price
CGRAIL Door Rail Material		82
DRWRAILEND Drawer Rail		82
DRWRAILCROSS Drawer		82
DRRAILEND Door Rail		82
DRRAILCROSS Door Rail		82

- Price is per lineal foot.
- Specify door style and length.
- Not available on the following door styles: Lorrina, Lorrina Beaded Inset, and Lorrina Inset.
- CGRAIL, DRWRAILEND, DRRAILEND: Minimum height is 6″. Maximum height is 72″.
- DRWRAILCROSS, DRRAILCROSS: Minimum height is 6″. Maximum height is 36″.

MUNTIN Mullion door material		42

- Price is per lineal foot.
- Specify door style and length.
- Not available with the following door styles: Brennan, Brennan Beaded Inset, Brennan Inset, Delaney, Delaney Beaded Inset, Delaney Inset, Kennedy, Lorrina, Lorrina Beaded Inset, Lorrina Inset, Prestley, Prestley Beaded Inset, Prestley Inset, Tanner, Tanner Beaded Inset, and Tanner Inset.

End Panel Options

AUTH

Custom Modification Options

BAND	BND	F.ALL[1]	F.FRT	PRO
		✓		

[1] Not available on MUNTIN.

FRAME RAIL MATERIAL

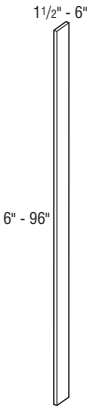

Description	Model	Price
FFRAIL		82

- Price is per lineal foot.
- Specify length.
- Minimum width is 1 1/2″. Maximum width is 6″.
- Minimum height is 6″. For rails 1 1/2″ up to 3″ wide, the maximum height is 120″. For rails greater than 3″ to 6″ wide, the maximum height is 96″.

End Panel Options

AUTH

Custom Modification Options

BAND	BND	F.ALL	F.FRT	PRO
		✓		

CORNER TALL MOULDING

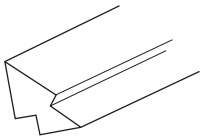

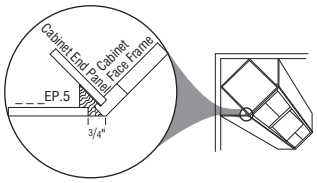

Section enlarged to show detail.

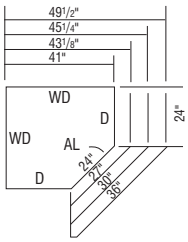

AL = Angle Length
D = Depth
AL = WD - D

.7071

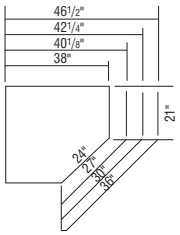

AL = WD - D

.7071

Description	Model	Price
	DCM7	214
	DCM8	241
	DCM10	301

- For use with Corner End Panel (84TCEP.5, 96TCEP.5, BEP.5WD, 30WEP.5, 42WEP.5) in 45° diagonal installation.
- DCM10 is not available in Quartersawn Oak.

End Panel Options

AUTH

Custom Modification Options

BAND	BND	F.ALL[1]	F.FRT	PRO
		✓		

[1] Only available on DCM10.

CORNER END PANELS

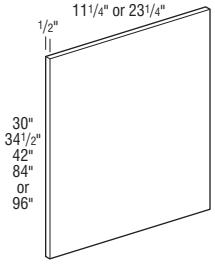

	30WEP.5	144
	42WEP.5	177
• Wall Corner End Panel		
	BEP.5WD	258
• Base Corner End Panel		
	84TCEP.5	450
	96TCEP.5	499

- Tall Corner End Panel

Notes below apply to all products in section above:

- 1/2″ veneer.
- For use with DCM7 and DCM8 in 45° diagonal installation. See diagram under Corner Tall Moulding section for DCM__ usage.

End Panel Options

AUTH[1]
✓

Custom Modification Options

BAND	BND	F.ALL	F.FRT	PRO

[1] Not available on WEP versions.

PILASTERS (SPECIFY STYLE and STAIN)

PILASTERS, 5″ DEEP – INSTALLATION as a DIVIDER BETWEEN CABINETS

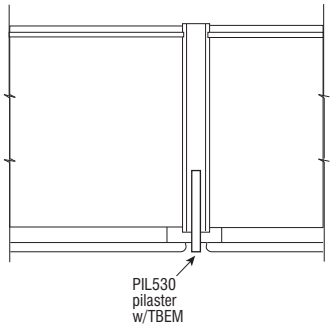

Example of 5″ deep pilaster installed as a divider between cabinets

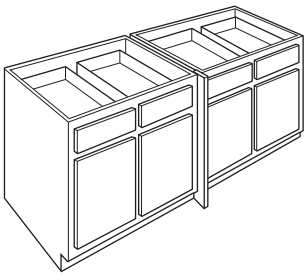

Divider between base cabinets

Description	Model	Price
	PIL530SBE	261
	PIL530TBE	261
	PIL530ROP	261
	PIL530BAT	261
	PIL534.5SBE	274
	PIL534.5TBE	274
	PIL534.5ROP	274
	PIL534.5BAT	274
	PIL548SBE	358
	PIL548TBE	358
	PIL548ROP	358
	PIL548BAT	358
	PIL584SBE	433
	PIL584TBE	433
	PIL584ROP	433
	PIL584BAT	433
	PIL596SBE	467
	PIL596TBE	467
	PIL596ROP	467
	PIL596BAT	467

- Specify moulding to apply to one edge: SBE8, TBEM, RPM8, or TBATM.
- Pilasters with TBEM will be 4 13/16″ deep.
- Pilasters are designed to function as dividers between cabinets and as an end of the run panel treatment. Pilasters are constructed of 3/4″ thick MDF (veneered or painted) material.
- Reduced Heights available in 1/4″ increments from 12″ to 95 3/4″.

Custom Modification Options

ID	IH[1]	RD	RH
	✓		✓

[1] Only available on 548 version.

Edging Options

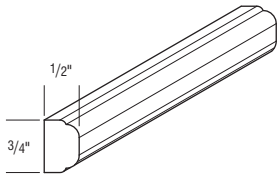

SBE8

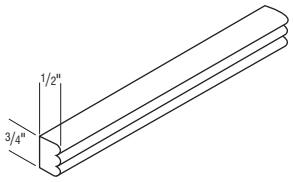

TBEM

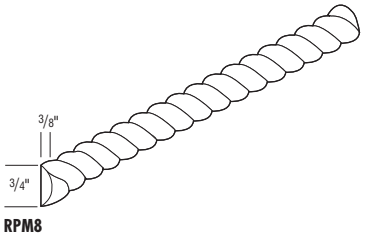

RPM8

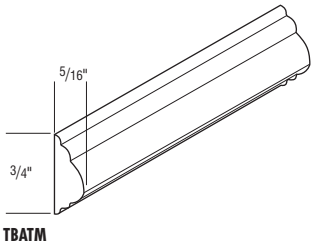

TBATM

PILASTERS, 12 3/4″ DEEP – INSTALLATION as WALL END TREATMENT

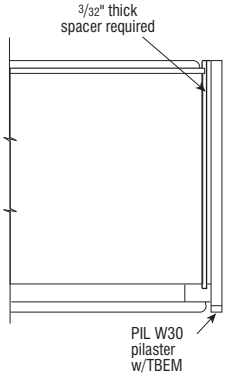

Example of 12 3/4″ deep pilaster installed at the end of a run

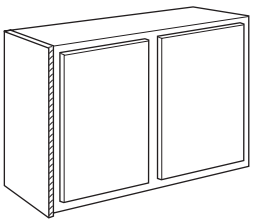

Description	Model	Price
	PILW30SBE	354
	PILW30TBE	354
	PILW30ROP	354
	PILW30BAT	354
	PILW34.5SBE	380
	PILW34.5TBE	380
	PILW34.5ROP	380
	PILW34.5BAT	380
	PILW48SBE	531
	PILW48TBE	531
	PILW48ROP	531
	PILW48BAT	531
	PILW84SBE	718
	PILW84TBE	718
	PILW84ROP	718
	PILW84BAT	718
	PILW96SBE	801
	PILW96TBE	801
	PILW96ROP	801
	PILW96BAT	801

- Specify moulding to apply to one edge: SBE8, TBEM, RPM8, or TBATM.
- Pilasters with TBEM will be 12 15/16″ deep.
- Pilasters are designed to function as dividers between cabinets and as an end of the run panel treatment. Pilasters are constructed of 3/4″ thick MDF (veneered or painted) material.
- Inset and Beaded Inset styles are a standard 13″ deep.
- Full Overlay Styles:
  – Reduced Depths available in 1/4″ increments from 5 1/4″ to 12 1/2″.
- Inset and Beaded Inset Styles:
  – Reduced Depths available in 1/4″ increments from 5 1/4″ to 13 1/2″.
- Reduced Heights available in 1/4″ increments from 12″ to 95 3/4″.

Custom Modification Options

ID	IH[1]	RD	RH
	✓	✓	✓

[1] Only available on 48 version.

Edging Options

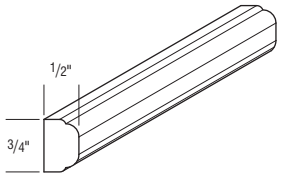

SBE8

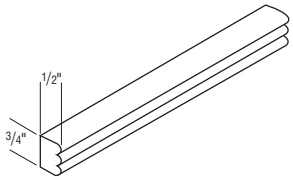

TBEM

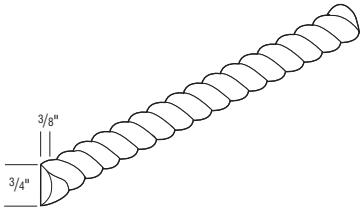

RPM8

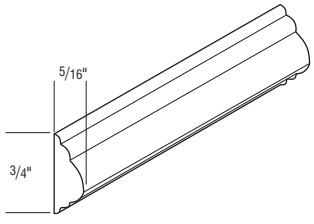

TBATM

Description	Model	Price
PILASTERS, 24 3/4″ DEEP – INSTALLATION as BASE END TREATMENT	**PILB30SBE**	493
	PILB30TBE	493
	PILB30ROP	493
	PILB30BAT	493
	PILB34.5SBE	534
	PILB34.5TBE	534
	PILB34.5ROP	534
	PILB34.5BAT	534
	PILB48SBE	773
	PILB48TBE	773
	PILB48ROP	773
	PILB48BAT	773
	PILB84SBE	1153
	PILB84TBE	1153
	PILB84ROP	1153
	PILB84BAT	1153
	PILB96SBE	1266
	PILB96TBE	1266
	PILB96ROP	1266
	PILB96BAT	1266

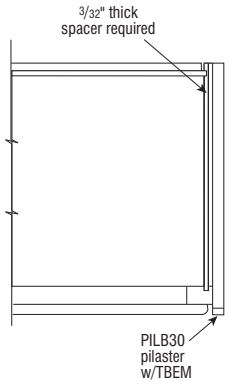

Example of 24 3/4″ deep pilaster installed at the end of a run

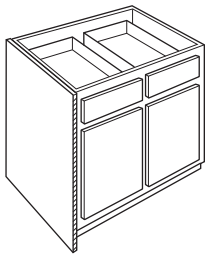

- Specify moulding to apply to one edge: SBE8, TBEM, RPM8, or TBATM.
- Pilasters with TBEM will be 24 15/16″ deep.
- Pilasters are designed to function as dividers between cabinets and as an end of the run panel treatment. Pilasters are constructed of 3/4″ thick MDF (veneered or painted) material.
- Reduced Heights available in 1/4″ increments from 12″ to 95 3/4″.
- Increased Depths available in 1/4″ increments from 25″ to 31″.
- Reduced Depths available in 1/4″ increments from 13″ to 24 1/2″.

Custom Modification Options

ID	IH[1]	RD	RH
✓	✓	✓	✓

[1] Only available on 48 version.

Edging Options

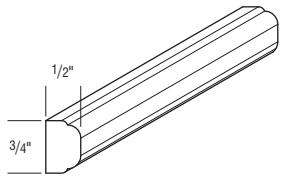

SBE8

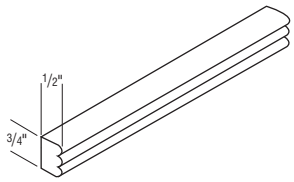

TBEM

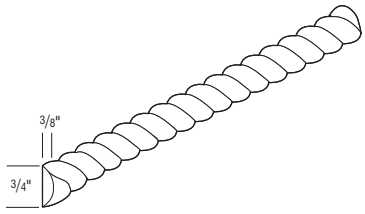

RPM8

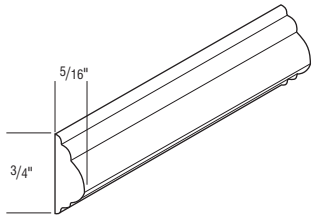

TBATM

Specialty Panels Reference Page

Title Description	Availability	Page
Wainscoting	All Styles	Q•27
Authentic Panels	Full Overlay	Q•28
Authentic Drawer Front Limitations		
Authentic Door Size Limitations		
Authentic Appliance Panel Ordering Information		
Authentic Panel Order Forms (www.mbci1touch.com)		
Inset Appliance Panels	Inset & Beaded Inset	Q•30
Inset Appliance Drawer Front Limitations		
Inset Appliance Door Size Limitations		
Inset Appliance Panel Order Forms (www.mbci1touch.com)		
Integrated Panels	Full Overlay	Q•32
Integrated Drawer Front Limitations		
Integrated Door Size Limitations		
Integrated Appliance Panel Order Form (www.mbci1touch.com)		
Overlay Panels	Full Overlay	Q•34
Overlay Drawer Front Limitations		
Overlay Door Size Limitations		
Integrated and Overlay Appliance Panel Ordering Information		
Overlay Appliance Panel Order Form (www.mbci1touch.com)		

WAINSCOTING, 34 1/2″ or 40 1/2″ HIGH

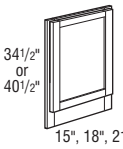

15", 18", 21", or 24"

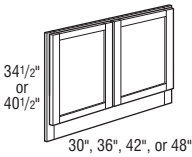

30", 36", 42", or 48"

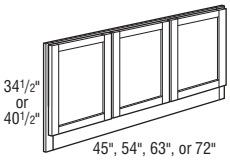

45", 54", 63", or 72"

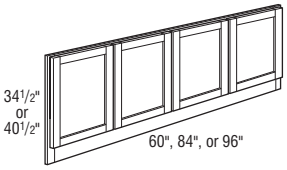

60", 84", or 96"

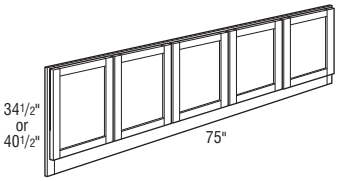

75"

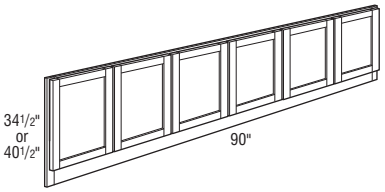

90"

	Cubic Feet	1	2	3	4	5	6	7
GROUP A – Full Overlay Doors 14 9/16″ Wide; Inset & Beaded Inset Doors 11 13/16″ Wide								
WAIN1534.5	1.2	642	642	642	642	642	642	642
WAIN3034.5	2.3	1290	1290	1290	1290	1290	1290	1290
WAIN4534.5	3.4	1930	1930	1930	1930	1930	1930	1930
WAIN6034.5	4.5	2577	2577	2577	2577	2577	2577	2577
WAIN7534.5	5.6	3222	3222	3222	3222	3222	3222	3222
WAIN9034.5	6.7	3866	3866	3866	3866	3866	3866	3866
WAIN1540.5	1.4	760	760	760	760	760	760	760
WAIN3040.5	2.7	1509	1509	1509	1509	1509	1509	1509
WAIN4540.5	4.0	2271	2271	2271	2271	2271	2271	2271
WAIN6040.5	5.3	3027	3027	3027	3027	3027	3027	3027
WAIN7540.5	6.5	3778	3778	3778	3778	3778	3778	3778
WAIN9040.5	7.8	4537	4537	4537	4537	4537	4537	4537
GROUP B – Full Overlay Doors 17 9/16″ Wide; Inset & Beaded Inset Doors 14 13/16″ Wide								
WAIN1834.5	1.4	775	775	775	775	775	775	775
WAIN3634.5	2.8	1546	1546	1546	1546	1546	1546	1546
WAIN5434.5	4.1	2319	2319	2319	2319	2319	2319	2319
WAIN1840.5	1.7	907	907	907	907	907	907	907
WAIN3640.5	3.2	1815	1815	1815	1815	1815	1815	1815
WAIN5440.5	4.7	2721	2721	2721	2721	2721	2721	2721
GROUP C – Full Overlay Doors 20 9/16″ Wide; Inset & Beaded Inset Doors 17 13/16″ Wide								
WAIN2134.5	1.7	903	903	903	903	903	903	903
WAIN4234.5	3.2	1806	1806	1806	1806	1806	1806	1806
WAIN6334.5	4.7	2704	2704	2704	2704	2704	2704	2704
WAIN8434.5	6.3	3601	3601	3601	3601	3601	3601	3601
WAIN2140.5	1.9	1060	1060	1060	1060	1060	1060	1060
WAIN4240.5	3.7	2118	2118	2118	2118	2118	2118	2118
WAIN6340.5	5.5	3176	3176	3176	3176	3176	3176	3176
WAIN8440.5	7.3	4232	4232	4232	4232	4232	4232	4232
GROUP D – Full Overlay Doors 23 9/16″ Wide; Inset & Beaded Inset Doors 20 13/16″ Wide								
WAIN2434.5	1.9	1031	1031	1031	1031	1031	1031	1031
WAIN4834.5	3.6	2063	2063	2063	2063	2063	2063	2063
WAIN7234.5	5.4	3094	3094	3094	3094	3094	3094	3094
WAIN9634.5	7.1	4119	4119	4119	4119	4119	4119	4119
WAIN2440.5	2.2	1212	1212	1212	1212	1212	1212	1212
WAIN4840.5	4.2	2419	2419	2419	2419	2419	2419	2419
WAIN7240.5	6.3	3630	3630	3630	3630	3630	3630	3630
WAIN9640.5	8.3	4838	4838	4838	4838	4838	4838	4838

- Number of doors determined by width of panel.
- Flush Toekick standard.
- Split Doors standard on all units with more than one door.
- For widths not listed above, Extended Left and/or Extended Right options are available on all sizes except 96″ wide.
- Full Overlay Styles:
  - Wainscoting panel backs are not finished, but they are sealed to prevent warping and cracking.
- Inset and Beaded Inset Styles:
  - Face frame and door construction, doors applied to frame with screws.
- All doors are square.
- Increased or Reduced Heights available: 34.5″-19.5″, 22.5″, 25.5″, 28.5″, 31.5″; 40.5″-37.5″, 43.5″, 46.5″, 49.5″.

Custom Modification Options

EX	EX_OL	FLUT[1]	IH[2]	RH	ROSFLUT[3]	WTR
✓	✓	✓	✓	✓	✓	✓

[1] Not available with fluting both or 6" fluting.
[2] Only available on 40.5 versions.
[3] Not available with fluting both.

Authentic Panels

Model	Price	
DAAUTHENTIC	154	per sq ft.

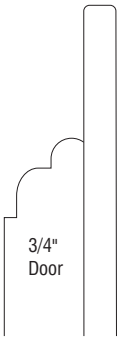

Authentic panels are used for appliance applications, backs of islands and peninsulas.

For the appliance application, the back panel will fit into the trim kit provided by the appliance manufacturer. Often called out on appliance specification sheets as framed panels. Specify the thickness and overall size of the back panel.

Complete the Appliance/Authentic Panel Specification Forms (www.mbci1touch.com).

Reference page Q•29 for additional appliance panel ordering information.

Modifications Are Not Available

Authentic Drawer Front Limitations

Slab Drawer Fronts
Available Heights: 4 1/2″ – 24″; Available Widths: 7 1/2″ – 47 9/16″

5-piece Drawer Fronts: (Kirkwood and Pleasant Hill)
Available Heights: 4 1/2″ – 21 3/4″; Available Widths: 8 9/16″ – 47 9/16″

5-piece Drawer Fronts: (All styles w/5-piece drawer fronts or 5-piece drawer front option (DFF5PC))
Available Heights: 5 3/4″ – 21 3/4″; Available Widths: 8 9/16″ – 47 9/16″

Authentic Door Size Limitations

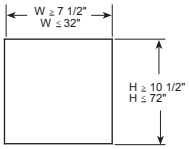

Slab Styles (Prestley)
- Minimum Width = 7 1/2″; Maximum Width = 32″
- Minimum Height = 10 1/2″; Maximum Height = 72″

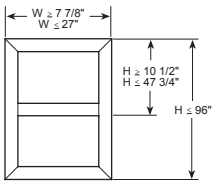

Mitered Styles (Brennan and Vaughn)
- Minimum Width = 7 7/8″; Maximum Width = 27″
- Minimum Height = 10 1/2″; Maximum Height = 96 ″
- Arched doors are not available in mitered styles.

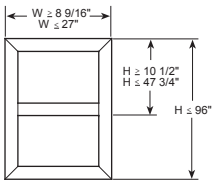

Mitered Styles with Wide Rails (Kennedy)
- Minimum Width = 8 9/16″; Maximum Width = 27″
- Minimum Height = 10 1/2″; Maximum Height = 96″

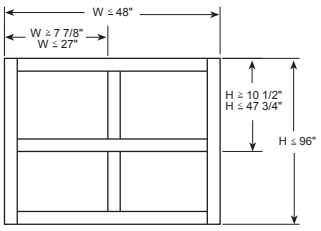

Rustic Styles with Wide Rails (Delaney, Denton, and Huxley)
- Minimum Width = 7 7/8″; Maximum Width = 48″
- Minimum Height = 10 1/2″; Maximum Height = 96″
- Heights over 47 3/4″ will include two center panels, unless over 27″, then they will consist of four center panels - refer to drawing chart.
- Widths up to 27″ will include one center panel.
- Widths over 27″ will include two center panels.

Authentic Door Size Limitations (cont'd)

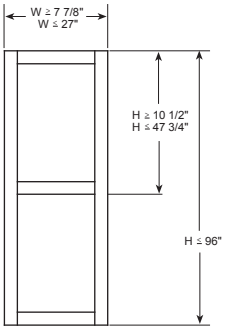

Rustic Styles (Tanner)

- Minimum Width = 7 7/8″; Maximum Width = 27″
- Minimum Height = 10 1/2″; Maximum Height = 96″
- Double wide panels not available.
- Heights over 47 3/4″ will include two center panels, unless over 27″, then they will consist of four center panels - refer to drawing chart.

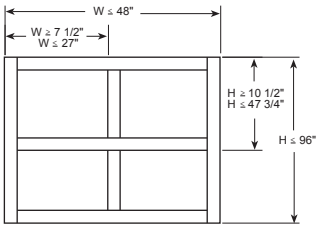

Full Overlay, Shaker, and Onlay Styles (Garrett, Kirkwood, Lorrina, Pleasant Hill, and Shaydon)

- Minimum Width = 7 1/2″; Maximum Width = 48″
- Minimum Height = 10 1/2″; Maximum Height = 96″
- Heights over 47 3/4″ will include two center panels, unless over 27″, then they will consist of four center panels - refer to drawing chart.
- Widths up to 27″ will include one center panel.
- Widths over 27″ will include two center panels.
- 7 1/2″ wide shaped like a drawer front.
- Door side stiles in Lorrina may be narrower due to sizing limitations and may not match the width of side stiles within the kitchen.

Authentic Appliance Panel Ordering Information

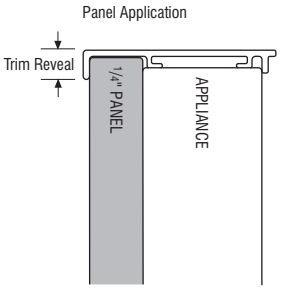

The model number from the appliance manufacturer will determine which panel type is required. Below are illustrations of authentic panels and ordering guidelines to help you place your order.

Order product 1/4VEN1S for panel application.

Specify Width x Height for each panel required for appliance.

Panel is finished plywood veneer.

Edges cannot be banded or finished. Panel cut-outs not available.

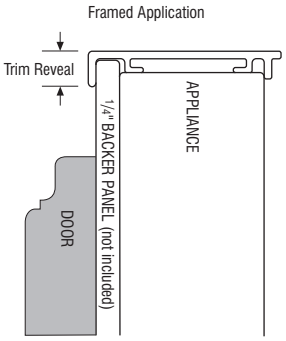

Order DAAUTHENTIC Panels for framed application.

DAAUTHENTIC is a 1/4″ back panel with door applied to a panel.

Reveal is visible from front of panel.

Reference door and drawer front size limitations by style and species on pages Q•28-Q•29.

For the appliance application, the back panel will fit into the trim kit provided by the appliance manufacturer often called out on appliance specification sheets as framed panels.

1/4″ back panel limitations:
48″W x 96″H (grain runs with height)
96″W x 48″H (grain runs with height)

Use the Appliance/Authentic Panel Specification Forms (www.mbci1touch.com) for ordering.

Available in 1/16″ increments.

Inset Appliance Panels

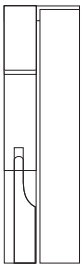

Model	Price	
IAPPLIANCE	**167**	**per sq ft.**

IAPPLIANCE is used for appliance applications, backs of islands and peninsulas.

Complete the Inset Appliance Panel Specification Forms (www.mbci1touch.com) and fax to Schrock Boutique when placing your order.

Reference www.mbci1touch.com for additional inset appliance panel ordering information.

Custom Modification Options

BVR	EX	FTK	WTR
✓	✓	✓	✓

Inset Appliance Drawer Front Limitations

Slab Drawer Fronts
Available Heights: 4 1/2″ – 24″; Available Widths: 7 1/2″ – 47 9/16″

5-piece Drawer Fronts: (Garrett, Kirkwood, and Lorrina)
Available Heights: 4 1/2″ – 21 3/4″; Available Widths: 8 9/16″ – 47 9/16″

Inset Appliance Door Size Limitations

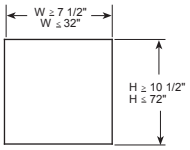

Inset and Beaded Inset Slab Styles (Prestley Beaded Inset and Prestley Inset)
- Minimum Width = 7 1/2″; Maximum Width = 32″
- Minimum Height = 10 1/2″; Maximum Height = 72″

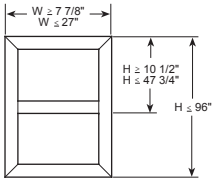

Inset and Beaded Inset Mitered Styles (Brennan Beaded Inset, Brennan Inset, Vaughn Beaded Inset, and Vaughn Inset)
- Minimum Width = 7 7/8″; Maximum Width = 27″
- Minimum Height = 10 1/2″; Maximum Height = 96″

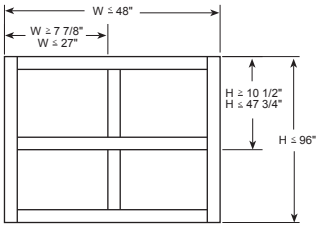

Inset and Beaded Inset Rustic Styles with Wide Rails (Brennan Beaded Inset, Brennan Inset, Delaney Beaded Inset, and Delaney Inset)
- Minimum Width = 7 7/8″; Maximum Width = 48″
- Minimum Height = 10 1/2″; Maximum Height = 96″
- Heights over 47 3/4″ will include two center panels, unless over 27″, then they will consist of four center panels - refer to drawing chart.
- Widths up to 27″ will include one center panel.
- Widths over 27″ will include two center panels.

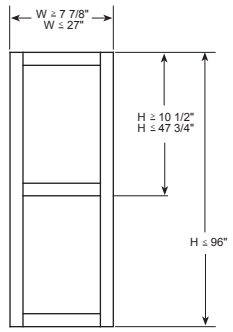

Inset and Beaded Inset Rustic Styles (Tanner Beaded Inset and Tanner Inset)
- Minimum Width = 7 7/8″; Maximum Width = 27″
- Minimum Height = 10 1/2″; Maximum Height = 96″
- Double wide panels not available.
- Heights over 47 3/4″ will include two center panels, unless over 27″, then they will consist of four center panels - refer to drawing chart.

Inset Appliance Door Size Limitations (cont'd)

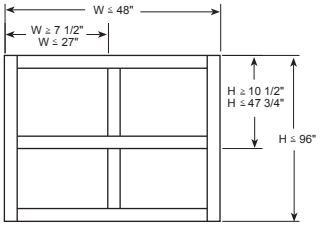

Inset and Beaded Inset Styles (Garrett Beaded Inset, Garrett Inset, Kirkwood Beaded Inset, Kirkwood Inset, Lorrina Beaded Inset, Lorrina Inset, Shaydon Beaded Inset, and Shaydon Inset)

- Minimum Width = 7 1/2″; Maximum Width = 48″
- Minimum Height = 10 1/2″; Maximum Height = 96″
- Heights over 47 3/4″ will include two center panels, unless over 27″, then they will consist of four center panels - refer to drawing chart.
- Widths up to 27″ will include one center panel.
- Widths over 27″ will include two center panels.
- 7 1/2″ wide shaped like a drawer front.

Integrated Panels

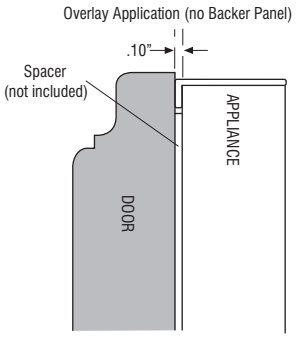

Model	Price	
DAINTEGRATEDDF	**124**	**per sq ft.**
DAINTEGRATEDDR	**177**	**per sq ft.**

- Order product DAINTEGRATEDDR (door front)/ DAINTEGRATEDDF (drawer front) for overlay application without backer panel.
- Reference door and drawer front size limitations by style on pages Q•32-Q•33.
- Spacer panel is not available.
- If appliance specifications require sizes larger than the maximums stated (see size limitations on pages Q•32-Q•33, multiple doors will be shipped to total the overall size.
- Use the Appliance/Authentic Panel Specification Forms (www.mbci1touch.com) for ordering.
- Not available with Inset or Beaded Inset.

Integrated Drawer Front Limitations

Slab Drawer Fronts
Available Heights: 4 1/2″ – 24″; Available Widths: 7 1/2″ – 47 9/16″

5-piece Drawer Fronts: (Kirkwood and Pleasant Hill)
Available Heights: 4 1/2″ – 21 3/4″; Available Widths: 8 9/16″ – 47 9/16″

5-piece Drawer Fronts: (All styles w/5-piece drawer fronts or 5-piece drawer front option (DFF5PC))
Available Heights: 5 3/4″ – 21 3/4″; Available Widths: 8 9/16″ – 47 9/16″

Integrated Door Size Limitations

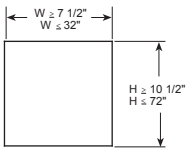

Slab Styles (Prestley)
- Minimum Width = 7 1/2″; Maximum Width = 32″
- Minimum Height = 10 1/2″; Maximum Height = 72″

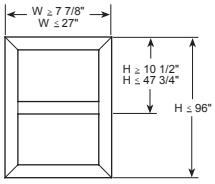

Mitered Styles (Brennan and Vaughn)
- Minimum Width = 7 7/8″; Maximum Width = 27″
- Minimum Height = 10 1/2″; Maximum Height = 96″
- Arched doors are not available in mitered styles.

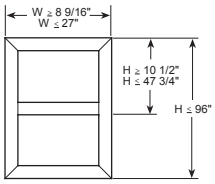

Mitered Styles with Wide Rails (Kennedy)
- Minimum Width = 8 9/16″; Maximum Width = 27″
- Minimum Height = 10 1/2″; Maximum Height = 96″

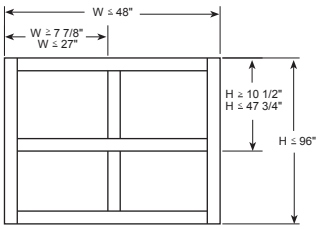

Rustic Styles with Wide Rails (Delaney, Denton, and Huxley)
- Minimum Width = 7 7/8″; Maximum Width = 48″
- Minimum Height = 10 1/2″; Maximum Height = 96″
- Heights over 47 3/4″ will include two center panels, unless over 27″, then they will consist of four center panels - refer to drawing chart.
- Widths up to 27″ will include one center panel.
- Widths over 27″ will include two center panels.

Integrated Door Size Limitations (cont'd)

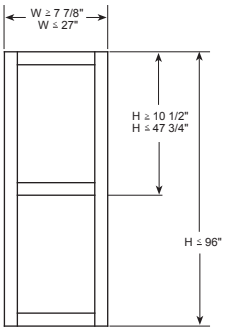

Rustic Styles (Tanner)

- Minimum Width = 7 7/8″; Maximum Width = 27″
- Minimum Height = 10 1/2″; Maximum Height = 96″
- Double wide panels not available.
- Heights over 47 3/4″ will include two center panels, unless over 27″, then they will consist of four center panels - refer to drawing chart.

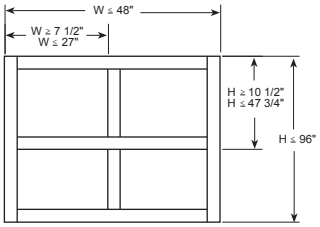

Full Overlay, Shaker, and Onlay Styles (Garrett, Kirkwood, Lorrina, Pleasant Hill, and Shaydon)

- Minimum Width = 7 1/2″; Maximum Width = 48″
- Minimum Height = 10 1/2″; Maximum Height = 96″
- Heights over 47 3/4″ will include two center panels, unless over 27″, then they will consist of four center panels - refer to drawing chart.
- Widths up to 27″ will include one center panel.
- Widths over 27″ will include two center panels.
- 7 1/2″ wide shaped like a drawer front.
- Door side stiles in Lorrina may be narrower due to sizing limitations and may not match the width of side stiles within the kitchen.

Overlay Panels

Model	Price	
DAOVERLAY	**183**	**per sq ft.**

Overlay Application (with Backer Panel)

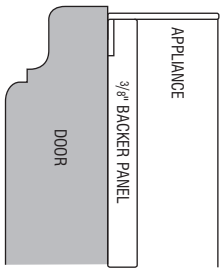

- Order product DAOVERLAY for overlay application with backer panel.
- DAOVERLAY is a 3/4″ door/drawer front applied to a 3/8″ backer panel rabbeted to accept a trim kit. The overlay design allows the 3/4″ door/drawer front panel to cover the door trim for a more seamless appearance that blends with the design of the cabinets.
- If appliance specifications require sizes larger than the maximums stated (see size limitations on page Q•34), multiple doors will be sent to total the overall size and field work will be required to attach the doors together.
- The back of the door is unfinished, Finish All modification available when required.
- Available in 1/16″ increments.

Overlay Drawer Front Limitations

Slab Drawer Fronts
Available Heights: 4 1/2″ – 24″; Available Widths: 7 1/2″ – 47 9/16″

5-piece Drawer Fronts: (Kirkwood and Pleasant Hill)
Available Heights: 4 1/2″ – 21 3/4″; Available Widths: 8 9/16″ – 47 9/16″

5-piece Drawer Fronts: (All styles w/5-piece drawer fronts or 5-piece drawer front option (DFF5PC))
Available Heights: 5 3/4″ – 21 3/4″; Available Widths: 8 9/16″ – 47 9/16″

Overlay Door Size Limitations

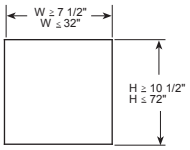

Slab Styles (Prestley)
- Minimum Width = 7 1/2″; Maximum Width = 32″
- Minimum Height = 10 1/2″; Maximum Height = 72″

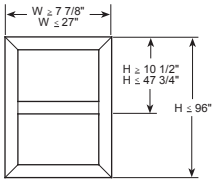

Mitered Styles (Brennan and Vaughn)
- Minimum Width = 7 7/8″; Maximum Width = 27″
- Minimum Height = 10 1/2″; Maximum Height = 96″
- Arched doors are not available in mitered styles.

Integrated and Overlay Appliance Panel Ordering Information

The model number from the appliance manufacturer will determine which panel type is required. Below are illustrations and ordering guidelines to help you place your order.

Panel Application

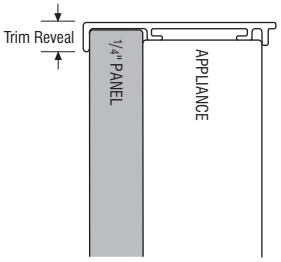

Order product 1/4VEN1S for panel application.

Specify Width x Height for each panel required for appliance.

Panel is finished plywood veneer.

Edges cannot be banded or finished. Panel cut-outs not available.

Overlay Application (with Backer Panel)

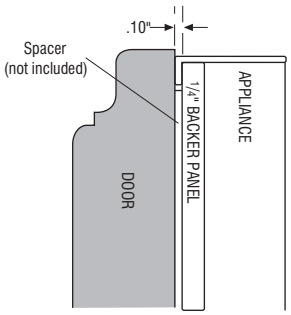

Order products 1/4VEN1S and DAINTEGRATEDDR (door front)/DAINTEGRATEDDF (drawer front) for overlay application with backer panel.

Doors and panels shipped unassembled.

Spacer panel is not available.

Specify Width x Height for each backer panel required for appliance.

Order DAINTEGRATEDDR (door front)/DAINTEGRATEDDF (drawer front) required, reference door and drawer front size limitations by style and species on pages Q•32-Q•33.

Use the Appliance Panel Specification Form (www.mbci1touch.com) for ordering.

Overlay Application (no Backer Panel)

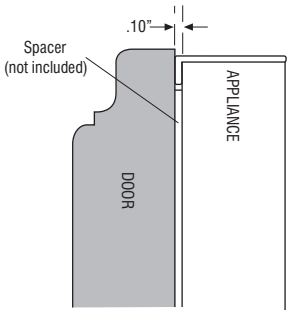

Order products DAINTEGRATEDDR (door front)/DAINTEGRATEDDF (drawer front) for overlay application without backer panel.

Specify Width x Height for each door and/or drawer required for appliance.

Reference door and drawer front size limitations by style and species on pages Q•32-Q•33.

Spacer panel is not available.

Use the Appliance Panel Specification Form (www.mbci1touch.com) for ordering.

Overlay Application (with Backer Panel)

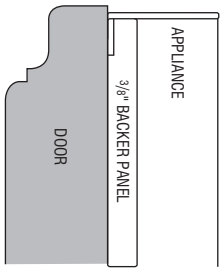

Order product DAOVERLAY for overlay application with backer panel.

Specify Width x Height for each door and/or drawer required for appliance.

Reference door and drawer front size limitations by style and species on page Q•34.

Use the Appliance Panel Specification Form (www.mbci1touch.com) for ordering.

Notes

Schrock Boutique Modification Option Descriptions

Your Schrock Boutique price guide contains charts with modification option codes for each applicable cabinetry product. Reference the listing below to identify the modification description.

Custom Modification Options

Option	Description
F.ALL	Finished All
ID	Increased Depth
IH	Increased Height
IW	Increased Width
RD	Reduced Depth
RH	Reduced Height
RW	Reduced Width

Description	Model	Price

MOULDINGS

SOFFIT FILLER MOULDING

Model	Price
SFM8	543
SFM10	675

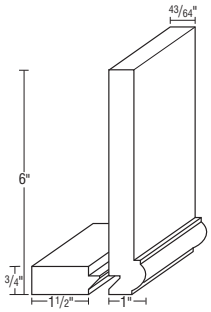

- SFM8: 2 1/2″ x 6″ x 96″.
- SFM10: 2 1/2″ x 6″ x 120″.
- Alder will be used for Rustic Alder.
- Walnut not available on SFM10.
- Glazes and/or Techniques available: F, P, TW, XTW, HW, XHW.

Custom Modification Options

F.ALL[1]
✓

[1] Only available on 10′.

STARTER MOULDING

Model	Price
STR8	465
STR10	582

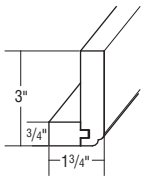

- STR8: 1 3/4″ x 3″ x 96″.
- STR10: 1 3/4″ x 3″ x 120″.
- Alder will be used for Rustic Alder.
- Walnut not available on STR10.
- Glazes and/or Techniques available: F, P, TW, XTW, HW, XHW.

Custom Modification Options

F.ALL[1]
✓

[1] Only available on 10′.

STARTER SHAKER MOULDING

Model	Price
STRS8	304
STRS10	411

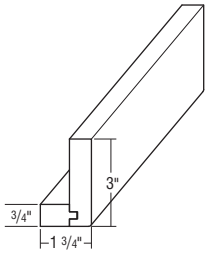

- STRS8: 1 3/4″ x 3″ x 96″.
- STRS10: 1 3/4″ x 3″ x 120″.
- Not available in Alder, Rustic Alder, or Walnut.
- Glazes and/or Techniques available: F, P, TW, XTW, HW, XHW.

Custom Modification Options

F.ALL[1]
✓

[1] Only available on 10′.

CLASSIC TALL CROWN MOULDING

Model	Price
CLTCROWN	475
CLTCROWN10	594

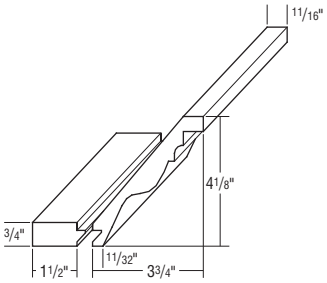

- CLTCROWN: 5 1/4″ x 4 3/32″ x 96″.
- CLTCROWN10: 5 1/4″ x 4 3/32″ x 120″.
- Ships in two pieces.
- Not available in Walnut.
- Glazes and/or Techniques available: F, P, TW, XTW, HW, XHW.

Custom Modification Options

F.ALL[1]
✓

[1] Only available on 10′.

8′ mouldings will have 93″-99″ of useable length.
10′ mouldings will have 117″-123″ useable length.

Glazes and Techniques
F = Flooded (see page E•4.)
P = Penned (see page E•4.)
TW = Timeworn (see page E•4.)
XTW = Extra Timeworn (see page E•4.)
HW = Hewn (see page E•4.)
XHW = Extra Hewn (see page E•4.)

Description	Model	Price

CORNICE TALL CROWN MOULDING

Model	Price
COTCROWN	475
COTCROWN10	594

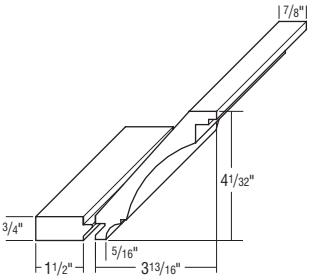

- COTCROWN: 5 5/16″ x 4 1/32″ x 96″.
- COTCROWN10: 5 5/16″ x 4 1/32″ x 120″.
- Ships in two pieces.
- Not available in Walnut.
- Glazes and/or Techniques available: F, P, TW, XTW, HW, XHW.

Custom Modification Options

F.ALL[1]
✓

[1] Only available on 10′.

COVE CROWN MOULDING

Model	Price
COVECROWN	475
COVECROWN10	594

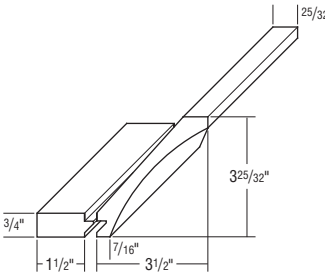

- COVECROWN: 5″ x 3 25/32″ x 96″.
- COVECROWN10: 5″ x 3 25/32″ x 120″.
- Ships in two pieces.
- Walnut not available on COVECROWN10.
- Glazes and/or Techniques available: F, TW, XTW, HW, XHW.

Custom Modification Options

F.ALL[1]
✓

[1] Only available on 10′.

SMALL COVE CROWN MOULDING

Model	Price
SMCOVECROWN	320
SMCOVECROWN10	399

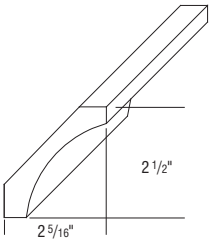

- SMCOVECROWN: 2 5/16″ x 2 1/2″ x 96″.
- SMCOVECROWN10: 2 5/16″ x 2 1/2″ x 120″.
- Walnut not available on SMCOVECROWN10.
- Glazes and/or Techniques available: F, TW, XTW, HW, XHW.

Custom Modification Options

F.ALL[1]
✓

[1] Only available on 10′.

SIMPLICITY CROWN

Model	Price
SIMCROWN	661

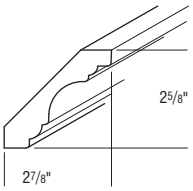

- 3 29/32″ x 27/32″ x 96″.
- Alder will be used for Rustic Alder.
- Not available in Quartersawn Oak or Walnut.

Custom Modification Options

F.ALL
✓

CROWN MOULDING

Model	Price
SWCRM8	234
SWCRM10	292

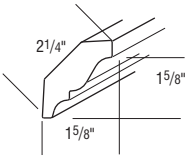

- SWCRM8: 1 5/8″ x 1 5/8″ x 96″.
- SWCRM10: 1 5/8″ x 1 5/8″ x 120″.
- Walnut not available on SWCRM10.
- Glazes and/or Techniques available: F, P, TW, XTW, HW, XHW.

Custom Modification Options

F.ALL[1]
✓

[1] Only available on 10′.

Description	Model	Price
LARGE STRAIGHT ANGLE CROWN MOULDING	**LSACROWN8**	314
	LSACROWN10	423

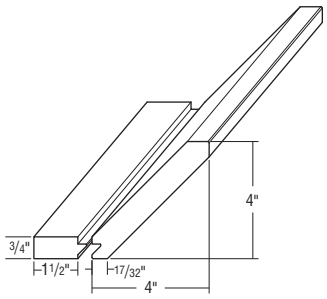

- LSACROWN8: 5 1/2″ x 4″ x 96″.
- LSACROWN10: 5 1/2″ x 4″ x 120″.
- Ships in two pieces.
- Includes Soffit Filler Moulding Cleat.
- Not available in Alder or Rustic Alder.
- Glazes and/or Techniques available: F, TW, XTW, HW, XHW.

Custom Modification Options

F.ALL[1]
✓

[1] Only available on 10′.

MEDIUM STRAIGHT ANGLE CROWN MOULDING	**MSACROWN8**	310
	MSACROWN10	418

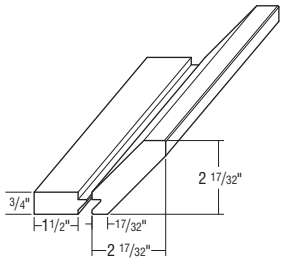

- MSACROWN8: 4 1/32″ x 2 17/32″ x 96″.
- MSACROWN10: 4 1/32″ x 2 17/32″ x 120″.
- Ships in two pieces.
- For use with mouldings specified in this section.
- Includes Soffit Filler Moulding Cleat.
- Not available in Alder or Rustic Alder.
- Glazes and/or Techniques available: F, TW, XTW, HW, XHW.

Custom Modification Options

F.ALL[1]
✓

[1] Only available on 10′.

STRAIGHT ANGLE CROWN MOULDING	**SACROWN8**	260
	SACROWN10	351

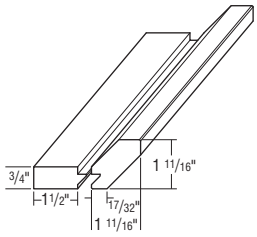

- SACROWN8: 3 3/16″ x 1 11/16″ x 96″.
- SACROWN10: 3 3/16″ x 1 11/16″ x 120″.
- Ships in two pieces.
- For use with mouldings specified in this section.
- Includes Soffit Filler Moulding Cleat.
- Not available in Alder or Rustic Alder.
- Glazes and/or Techniques available: F, TW, XTW, HW, XHW.

Custom Modification Options

F.ALL[1]
✓

[1] Only available on 10′.

LARGE SHAKER CROWN MOULDING	**LSHAKER8**	207
	LSHAKER10	280

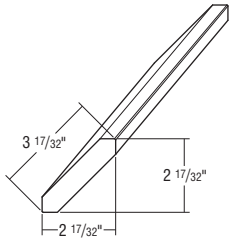

- LSHAKER8: 2 17/32″ x 2 17/32″ x 96″.
- LSHAKER10: 2 17/32″ x 2 17/32″ x 120″.
- For use with mouldings specified in this section.
- Not available in Alder or Rustic Alder.
- Glazes and/or Techniques available: F, TW, XTW, HW, XHW.

Custom Modification Options

F.ALL[1]
✓

[1] Only available on 10′.

FULL OVERLAY CROWN MOULDING	**FOLCROWN**	267
	FOLCROWN10	335

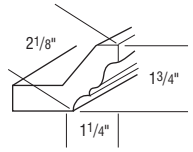

- FOLCROWN: 1 1/4″ x 2 1/8″ x 96″ .
- FOLCROWN10: 1 1/4″ x 2 1/8″ x 120″ .
- Not available in Walnut.
- Glazes and/or Techniques available: F, P, TW, XTW, HW, XHW.

Custom Modification Options

F.ALL[1]
✓

[1] Only available on 10′.

Description	Model	Price
INSERT CROWN MOULDING	**SWVCRM8**	400
	SWVCRM10	501

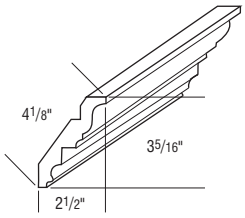

- SWVCRM8: 2 1/2″ x 3 5/16″ x 96″.
- SWVCRM10: 2 1/2″ x 3 5/16″ x 120″.
- Walnut not available on SWVCRM10.
- Glazes and/or Techniques available: F, P, TW, XTW, HW, XHW.

Custom Modification Options

F.ALL[1]
✓

[1] Only available on 10′.

LARGE CROWN MOULDING	**SWLCRM8**	320
	SWLCRM10	399

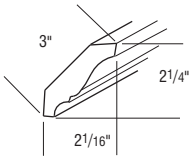

- SWLCRM8: 2 1/16″ x 2 1/4″ x 96″.
- SWLCRM10: 2 1/16″ x 2 1/4″ x 120″.
- Walnut not available on SWLCRM10.
- Glazes and/or Techniques available: F, P, TW, XTW, HW, XHW.

Custom Modification Options

F.ALL[1]
✓

[1] Only available on 10′.

LARGE INSERT CROWN	**LRCROWN**	619

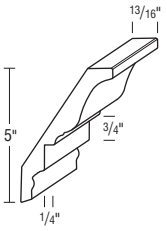

- 13/16″ x 5″ x 96″.
- For use with Light Rail Mouldings specified in Inserts section.
- Oak will be used for Quartersawn Oak.
- Not available in Walnut.
- Glazes and/or Techniques available: F, P, TW, XTW, HW, XHW.

Custom Modification Options

F.ALL
✓

SHAKER CROWN MOULDING	**SHKRCRM8**	324
	SHKRCRM10	406

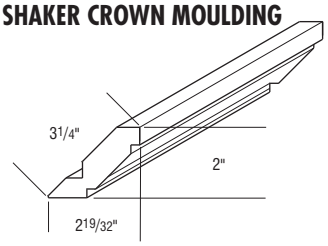

- SHKRCRM8: 2 19/32″ x 2″ x 96″.
- SHKRCRM10: 2 19/32″ x 2″ x 120″.
- Not available in Walnut.
- Glazes and/or Techniques available: F, P, TW, XTW, HW, XHW.

Custom Modification Options

F.ALL[1]
✓

[1] Only available on 10′.

8′ mouldings will have 93″-99″ of useable length.
10′ mouldings will have 117″-123″ useable length.

Glazes and Techniques
F = Flooded (see page E•4.)
P = Penned (see page E•4.)
TW = Timeworn (see page E•4.)
XTW = Extra Timeworn (see page E•4.)
HW = Hewn (see page E•4.)
XHW = Extra Hewn (see page E•4.)

Description	Model	Price
SOFFIT SCRIBE CROWN MOULDING	**SCM8**	208
	SCM10	261

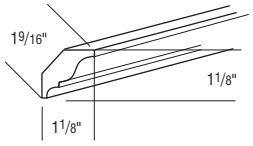

- SCM8: 1 1/8″ x 1 1/8″ x 96″.
- SCM10: 1 1/8″ x 1 1/8″ x 120″.
- Not available in Walnut.
- Glazes and/or Techniques available: F, P, TW, XTW, HW, XHW.

Custom Modification Options

F.ALL[1]
✓

[1] Only available on 10′.

Description	Model	Price
TALL CROWN MOULDING	**MTCROWN8**	376
	TCROWNM10	470

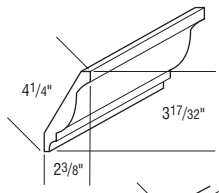

- MTCROWN8: 2 3/8″ x 3 17/32″ x 96″.
- TCROWNM10: 2 3/8″ x 3 17/32″ x 120″.
- Walnut not available on TCROWNM10.
- Glazes and/or Techniques available: F, P, TW, XTW, HW, XHW.

Custom Modification Options

F.ALL[1]
✓

[1] Only available on 10′.

	TLCROWN	456
	TLCROWN10	570

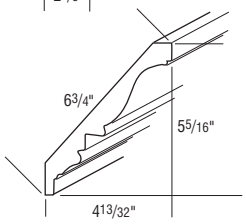

- TLCROWN: 4 13/32″ x 5 5/16″ x 96″.
- TLCROWN10: 4 13/32″ x 5 5/16″ x 120″.
- Not available in Walnut.
- Glazes and/or Techniques available: F, P, TW, XTW, HW, XHW.

Custom Modification Options

F.ALL[1]
✓

[1] Only available on 10′.

SOLID WOOD TALL CROWN MOULDING	**SWTCRM8**	240
	SWTCRM10	324

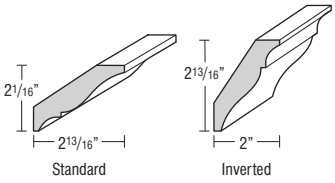

- SWTCRM8: 2 13/16″ x 2 1/16″ x 96″.
- SWTCRM10: 2 13/16″ x 2 1/16″ x 120″.
- Not available in Walnut.
- SWTCRM10 only available in Cherry and Maple.
- Glazes and/or Techniques available: F, P, TW, XTW, HW, XHW.

Custom Modification Options

F.ALL
✓

8′ mouldings will have 93″-99″ of useable length.
10′ mouldings will have 117″-123″ useable length.

Glazes and Techniques
F = Flooded (see page E•4.)
P = Penned (see page E•4.)
TW = Timeworn (see page E•4.)
XTW = Extra Timeworn (see page E•4.)
HW = Hewn (see page E•4.)
XHW = Extra Hewn (see page E•4.)

Description	Model	Price
INSERT PANEL CROWN	**INSCROWN**	433

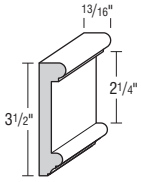

- 13/16″ x 3 1/2″ x 96″.
- For use with mouldings specified in this section.
- Alder will be used for Rustic Alder.
- Oak will be used for Quartersawn Oak.
- Not available in Walnut.
- Abbey Column Inserts available. See page R•49.
- Glazes and/or Techniques available: F, P.

Custom Modification Options

F.ALL
✓

Description	Model	Price
CREATE-A-CROWN INSERT	**INSERTFRM**	465

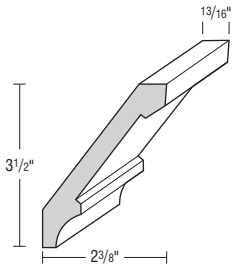

- 13/16″ x 3 1/2″ x 96″.
- For use with mouldings specified in this section.
- Alder will be used for Rustic Alder.
- Oak will be used for Quartersawn Oak.
- Not available in Walnut.
- Abbey Column Inserts available. See page R•49.
- Glazes and/or Techniques available: F, P.

Custom Modification Options

F.ALL
✓

Description	Model	Price
TRIM MOULDING	**TM**	139
	TM10	172

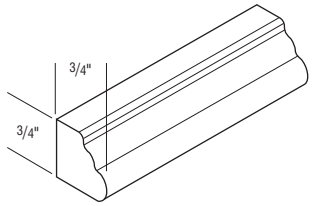

- TM: 3/4″ x 3/4″ x 96″.
- TM10: 3/4″ x 3/4″ x 120″.
- Alder will be used for Rustic Alder.
- Not available in Walnut.
- Glazes and/or Techniques available: F, P, TW, XTW, HW, XHW.

Custom Modification Options

F.ALL[1]
✓

[1] Only available on 10′.

Description	Model	Price
CAP MOULDING	**CAPM**	154
	CAPM10	194

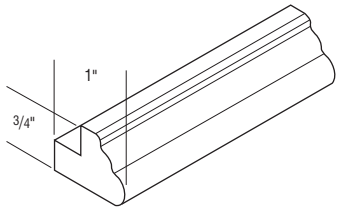

- CAPM: 3/4″ x 1″ x 96″.
- CAPM10: 3/4″ x 1″ x 120″.
- Alder will be used for Rustic Alder.
- Not available in Walnut.
- Glazes and/or Techniques available: F, P, TW, XTW, HW, XHW.

Custom Modification Options

F.ALL[1]
✓

[1] Only available on 10′.

Description	Model	Price
TRADITIONAL SOFFIT TRIM MOULDING	**TSTM**	235
	TSTM10	293

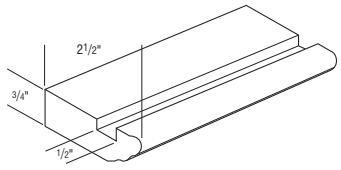

- TSTM: 3/4″ x 2 1/2″ x 96″.
- TSTM10: 3/4″ x 2 1/2″ x 120″.
- Alder will be used for Rustic Alder.
- 1/2″ wide groove.
- Not available in Walnut.
- TSTM10 is not available in Quartersawn Oak.
- Glazes and/or Techniques available: F, P, TW, XTW, HW, XHW.

Custom Modification Options

F.ALL[1]
✓

[1] Only available on 10′.

Description	Model	Price
SOFFIT TRIM MOULDING	**STM8**	207
	STM10	280

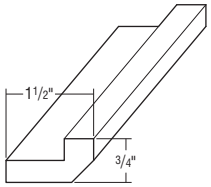

- STM8: 1 1/2″ x 3/4″ x 96″.
- STM10: 1 1/2″ x 3/4″ x 120″.
- 1/2″ wide groove.
- Not available in Alder or Rustic Alder.
- Glazes and/or Techniques available: F, P, TW, XTW, HW, XHW.

Custom Modification Options

F.ALL[1]
✓

[1] Only available on 10′.

Description	Model	Price
ANGLED SOFFIT TRIM MOULDING ASTM	**ASTM8**	207
	ASTM10	280

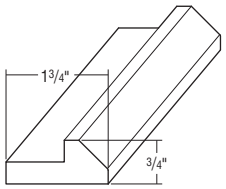

- ASTM8: 1 3/4″ x 3/4″ x 96″.
- ASTM10: 1 3/4″ x 3/4″ x 120″.
- 1/2″ wide groove.
- Not available in Alder or Rustic Alder.
- Glazes and/or Techniques available: F, P, TW, XTW, HW, XHW.

Custom Modification Options

F.ALL[1]
✓

[1] Only available on 10′.

Description	Model	Price
LIGHT RAIL MOULDING	**LRM**	545
	LRM10	682

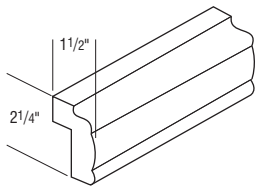

- LRM: 1 1/2″ x 2 1/4″ x 96″.
- LRM10: 1 1/2″ x 2 1/4″ x 120″.
- Alder will be used for Rustic Alder.
- Not available in Walnut.
- Glazes and/or Techniques available: F, P, TW, XTW.

Custom Modification Options

F.ALL[1]
✓

[1] Only available on 10′.

Description	Model	Price
TRADITIONAL LIGHT RAIL	**TLR8**	320
	TLR10	399

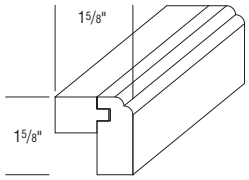

- TLR8: 1 5/8″ x 1 5/8″ x 96″.
- TLR10: 1 5/8″ x 1 5/8″ x 120″.
- Alder will be used for Rustic Alder.
- Not available in Walnut.
- Glazes and/or Techniques available: F, P, TW, XTW, HW, XHW.

Custom Modification Options

F.ALL[1]
✓

[1] Only available on 10′.

Description	Model	Price
CONCAVE LIGHT RAIL MOULDING	**CNVLRAIL8**	282
	CNVLRAIL10	380

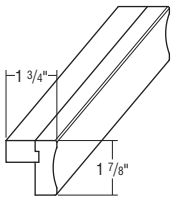

- CNVLRAIL8: 1 3/4″ x 1 7/8″ x 96″.
- CNVLRAIL10: 1 3/4″ x 1 7/8″ x 120″.
- Not available in Alder or Rustic Alder.
- Glazes and/or Techniques available: F, P, TW, XTW, HW, XHW.

Custom Modification Options

F.ALL[1]
✓

[1] Only available on 10′.

Description	Model	Price
SMALL LIGHT RAIL MOULDING	**SMLR**	444
	SMLR10	556

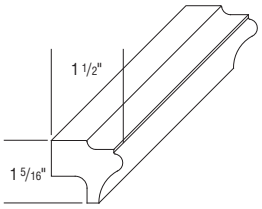

- SMLR: 1 1/2″ x 1 5/16″ x 96″.
- SMLR10: 1 1/2″ x 1 5/16″ x 120″.
- Alder will be used for Rustic Alder.
- Walnut not available on SMLR10.
- Glazes and/or Techniques available: F, P, TW, XTW, HW, XHW.

Custom Modification Options

F.ALL[1]
✓

[1] Only available on 10′.

Description	Model	Price
TRADITIONAL LIGHT RAIL MOULDING	**JINSERTLRT**	759

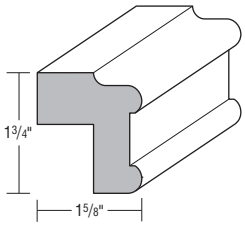

- 1 5/8″ x 1 3/4″ x 96″.
- For use with Light Rail Mouldings specified in this section.
- Oak will be used for Quartersawn Oak.
- Not available in Walnut.
- Glazes and/or Techniques available: F, P, TW, XTW, HW, XHW.

Custom Modification Options

F.ALL
✓

Description	Model	Price
CONTEMPORARY LIGHT RAIL MOULDING	**JINSERTLRC**	727

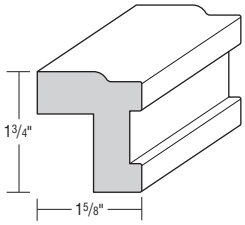

- 1 5/8″ x 1 3/4″ x 96″.
- For use with Light Rail Mouldings specified in this section.
- Alder will be used for Rustic Alder.
- Oak will be used for Quartersawn Oak.
- Not available in Walnut.
- Glazes and/or Techniques available: F, P, TW, XTW, HW, XHW.

Custom Modification Options

F.ALL
✓

Description	Model	Price
VALLEY FORGE MOULDING	**VFR8**	95

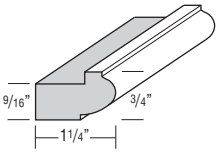

- VFR8: 1 1/4″ x 3/4″ x 96″.
- Alder will be used for Rustic Alder.
- Not available in Walnut.
- Glazes and/or Techniques available: F, P, TW, XTW, HW, XHW.

Custom Modification Options

F.ALL
✓

Description	Model	Price
LIGHT BAFFLE	**LB2**	153

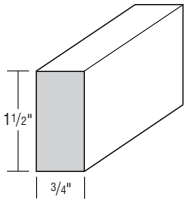

- LB2: 3/4″ x 1 1/2″ x 96″.
- Alder will be used for Rustic Alder.
- Glazes and/or Techniques available: F, TW, XTW, HW, XHW.

Custom Modification Options

F.ALL
✓

8′ mouldings will have 93″-99″ of useable length.
10′ mouldings will have 117″-123″ useable length.

Glazes and Techniques
F = Flooded (see page E•4.)
P = Penned (see page E•4.)
TW = Timeworn (see page E•4.)
XTW = Extra Timeworn (see page E•4.)
HW = Hewn (see page E•4.)
XHW = Extra Hewn (see page E•4.)

Mouldings & Embellishments

Description	Model	Price

BRAIDED MOULDING

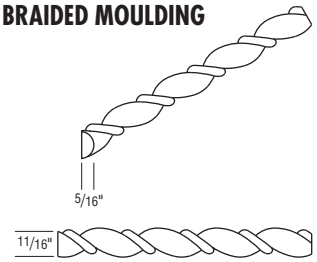

Model	Price
BRAIDM	173

- 11/16″ x 5/16″ x 96″.
- Alder will be used for Rustic Alder.
- Not available in Walnut.
- Glazes and/or Techniques available: F, P.

Custom Modification Options

F.ALL
✓

CENTER BEADED MOULDING

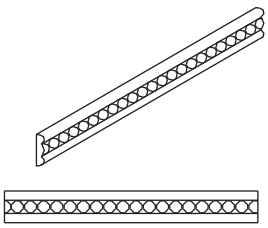

Model	Price
CBEADM	173
CBEADM10	215

- CBEADM: 3/4″ x 9/32″ x 96″.
- CBEADM10: 3/4″ x 9/32″ x 120″.
- Alder will be used for Rustic Alder.
- Not available in Walnut.
- Glazes and/or Techniques available: F, P.

Custom Modification Options

F.ALL[1]
✓

[1] Only available on 10′.

DENTIL MOULDING

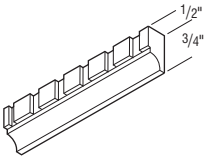

Model	Price
MDENTIL8	271

- 1/2″ x 3/4″ x 96″.
- Alder will be used for Rustic Alder.
- Not available in Walnut.
- Glazes and/or Techniques available: F, P.

Modifications Are Not Available

ROPE MOULDING

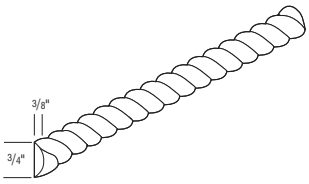

Model	Price
RPM8	140

- 3/8″ x 3/4″ x 96″.
- Can be used as an insert for insert crown moulding.
- Alder will be used for Rustic Alder.
- Not available in Walnut.
- Glazes and/or Techniques available: F, P, HW, XHW.

Custom Modification Options

F.ALL
✓

8′ mouldings will have 93″-99″ of useable length.
10′ mouldings will have 117″-123″ useable length.

Glazes and Techniques
F = Flooded (see page E•4.)
P = Penned (see page E•4.)
TW = Timeworn (see page E•4.)
XTW = Extra Timeworn (see page E•4.)
HW = Hewn (see page E•4.)
XHW = Extra Hewn (see page E•4.)

Description	Model	Price

OGEE MOULDING

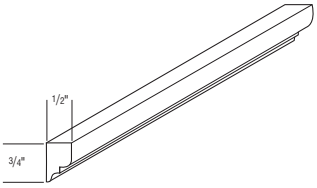

Model	Price
OGEEM	129
OGEEM10	162

- OGEEM: 1/2″ x 3/4″ x 96″.
- OGEEM10: 1/2″ x 3/4″ x 120″.
- Can be used as an insert for insert crown moulding.
- Alder will be used for Rustic Alder.
- Not available in Walnut.
- OGEEM10 is not available in Quartersawn Oak.
- Glazes and/or Techniques available: F, P, TW, XTW, HW, XHW.

Custom Modification Options

F.ALL[1]
✓

[1] Only available on 10′.

TRIPLE BEAD MOULDING

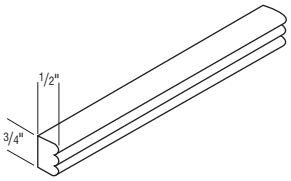

Model	Price
TBEM	129
TBEM10	162

- TBEM: 1/2″ x 3/4″ x 96″.
- TBEM10: 1/2″ x 3/4″ x 120″.
- Can be used as an insert for insert crown moulding.
- Alder will be used for Rustic Alder.
- Not available in Walnut.
- Glazes and/or Techniques available: F, P, TW, XTW, HW, XHW.

Custom Modification Options

F.ALL[1]
✓

[1] Only available on 10′.

SINGLE BEAD EDGE

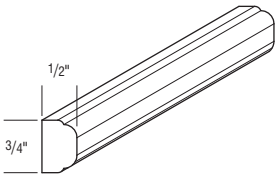

Model	Price
SBE8	129
SBE10	162

- SBE8: 3/4″ x 1/2″ x 96″.
- SBE10: 3/4″ x 1/2″ x 120″.
- Alder will be used for Rustic Alder.
- Not available in Walnut.
- Glazes and/or Techniques available: F, P, TW, XTW.

Custom Modification Options

F.ALL[1]
✓

[1] Only available on 10′.

SINGLE BEAD MOULDING

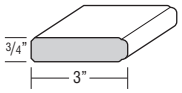

Model	Price
SBM8	252

- SBM8: 3″ x 3/4″ x 96″.
- Alder will be used for Rustic Alder.
- Not available in Walnut.
- Glazes and/or Techniques available: F, P, TW, XTW, HW, XHW.

Custom Modification Options

F.ALL
✓

Description	Model	Price
ABBEY CROWN INSERT	**ABBEYINSWI**	593
	• Wrought Iron	

- 2 1/4″ x 1/8″ x 96″.
- 32″ repeat.
- Must be used as an insert for Insert Panel Crown (INSCROWN) or Create-A-Crown (INSERTFRM).

Custom Modification Options

F.ALL
✓

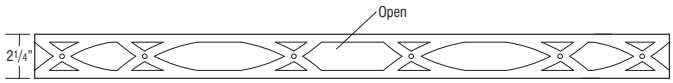

Description	Model	Price
ABBEY LIGHT RAIL INSERT	**ABBEYINSSWI**	565
	• Wrought Iron	

- 3/4″ x 1/8″ x 96″.
- 8″ repeat.
- Must be used as an insert for Traditional Light Rail Moulding (JINSERTLRT) or Contemporary Light Rail Moulding (JINSERTLRC).

Custom Modification Options

F.ALL
✓



Description	Model	Price
ROUND COUNTERTOP MOULDING	**RCTM**	154
	RCTM10	194

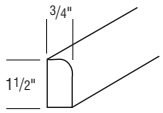

- RCTM: 3/4″ x 1 1/2″ x 96″.
- RCTM10: 3/4″ x 1 1/2″ x 120″.
- Alder will be used for Rustic Alder.
- Not available in Walnut.
- Glazes and/or Techniques available: F, TW, XTW.

Custom Modification Options

F.ALL[1]
✓

[1] Only available on 10′.

Description	Model	Price
BEVELED EDGE MOULDING	**TCM8**	123
	TCM10	154

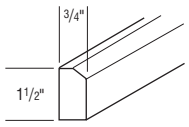

- TCM8: 3/4″ x 1 1/2″ x 96″.
- TCM10: 3/4″ x 1 1/2″ x 120″.
- Alder will be used for Rustic Alder.
- Not available in Walnut.
- Glazes and/or Techniques available: F, TW, XTW, HW, XHW.

Custom Modification Options

F.ALL[1]
✓

[1] Only available on 10′.

Description	Model	Price
PROFILE EDGE MOULDING	**SHAPE10**	169
	SHAPE12	169
	SHAPE14	169
	SHAPE15	169
	SHAPE17	169
	SHAPE27	169

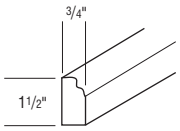

Shape14 Shown

- Countertop Moulding 3/4″ x 1 1/2″ x 96″.
- Alder will be used for Rustic Alder.
- Glazes and/or Techniques available: F, TW, XTW, HW, XHW.

Modifications Are Not Available

Description	Model	Price
SMALL SCRIBE MOULDING	**SSM**	46
	SSM10	58

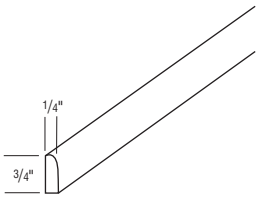

- SSM: 1/4″ x 3/4″ x 96″.
- SSM10: 1/4″ x 3/4″ x 120″.
- Alder will be used for Rustic Alder.
- Glazes and/or Techniques available: F, TW, XTW.

Custom Modification Options

F.ALL[1]
✓

[1] Only available on 10′.

Description	Model	Price
LARGE SCRIBE MOULDING	**LSM**	171

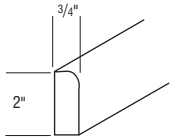

- 3/4″ x 2″ x 96″.
- Alder will be used for Rustic Alder.
- Glazes and/or Techniques available: F, TW, XTW.

Modifications Are Not Available

Description	Model	Price
WIDE SCRIBE MOULDING	**WSCRIBE**	210
	WSCRIBE10	264

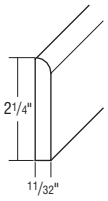

- WSCRIBE: 11/32″ x 2 1/4″ x 96″.
- WSCRIBE10: 11/32″ x 2 1/4″ x 120″.
- Alder will be used for Rustic Alder.
- Not available in Walnut.
- Glazes and/or Techniques available: F, TW, XTW, HW, XHW.

Custom Modification Options

F.ALL[1]
✓

[1] Only available on 10′.

8′ mouldings will have 93″-99″ of useable length.
10′ mouldings will have 117″-123″ useable length.

Glazes and Techniques
F = Flooded (see page E•4.)
P = Penned (see page E•4.)
TW = Timeworn (see page E•4.)
XTW = Extra Timeworn (see page E•4.)
HW = Hewn (see page E•4.)
XHW = Extra Hewn (see page E•4.)

Description	Model	Price
SMALL BATTEN MOULDING	**SM8**	63
	SM10	80

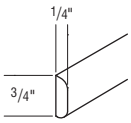

- SM8: 1/4″ x 3/4″ x 96″.
- SM10: 1/4″ x 3/4″ x 120″.
- Alder will be used for Rustic Alder.
- Walnut not available on SM10.
- Glazes and/or Techniques available: F, TW, XTW.

Custom Modification Options

F.ALL[1]
✓

[1] Only available on 10′.

Description	Model	Price
TRADITIONAL BATTEN MOULDING	**TBATM**	118
	TBATM10	148

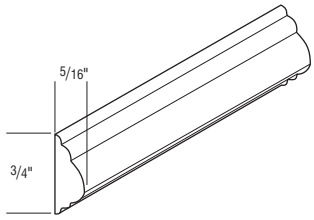

- TBATM: 5/16″ x 3/4″ x 96″.
- TBATM10: 5/16″ x 3/4″ x 120″.
- Alder will be used for Rustic Alder.
- Not available in Walnut.
- Glazes and/or Techniques available: F, P, TW, XTW, HW, XHW.

Custom Modification Options

F.ALL[1]
✓

[1] Only available on 10′.

Description	Model	Price
LARGE BATTEN MOULDING	**SM8LG**	156
	SM10LG	198

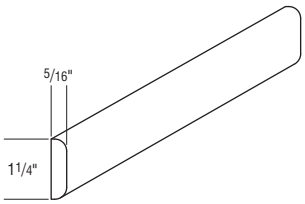

- SM8LG: 5/16″ x 1 1/4″ x 96″.
- SM10LG: 5/16″ x 1 1/4″ x 120″.
- Alder will be used for Rustic Alder.
- Not available in Walnut.
- Glazes and/or Techniques available: F, TW, XTW.

Custom Modification Options

F.ALL[1]
✓

[1] Only available on 10′.

Description	Model	Price
OUTSIDE CORNER MOULDING	**OCM8** (Outside corner 8′)	62
	OCM10 (Outside corner 10′)	78

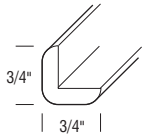

- OCM8: 3/4″ x 3/4″ x 96″.
- OCM10: 3/4″ x 3/4″ x 120″.
- Alder will be used for Rustic Alder.
- Walnut not available on OCM10.
- Glazes and/or Techniques available: F, TW, XTW.

Custom Modification Options

F.ALL[1]
✓

[1] Only available on 10′.

8′ mouldings will have 93″-99″ of useable length.
10′ mouldings will have 117″-123″ useable length.

Glazes and Techniques
F = Flooded (see page E•4.)
P = Penned (see page E•4.)
TW = Timeworn (see page E•4.)
XTW = Extra Timeworn (see page E•4.)
HW = Hewn (see page E•4.)
XHW = Extra Hewn (see page E•4.)

Description	Model	Price
INSIDE CORNER MOULDING	**ICM8**	62
	ICM10	78

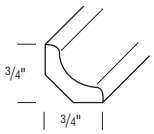

- ICM8: 3/4″ x 3/4″ x 96″.
- ICM10: 3/4″ x 3/4″ x 120″.
- Alder will be used for Rustic Alder.
- Not available in Walnut.
- Glazes and/or Techniques available: F, TW, XTW, HW, XHW.

Custom Modification Options

F.ALL[1]
✓

[1] Only available on 10′.

Description	Model	Price
INSIDE CORNER MOULDING (#2)	**ICMA8**	149
	ICMA10	187

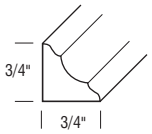

- ICMA8: 3/4″ x 3/4″ x 96″.
- ICMA10: 3/4″ x 3/4″ x 120″.
- Alder will be used for Rustic Alder.
- Not available in Walnut.
- Glazes and/or Techniques available: F, P, TW, XTW, HW, XHW.

Custom Modification Options

F.ALL[1]
✓

[1] Only available on 10′.

Description	Model	Price
OUTSIDE 135° CORNER MOULDING	**OC135**	144
	OC13510	180

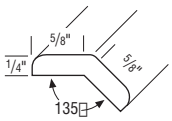

- OC135: 5/8″ x 1/4″ x 96″.
- OC13510: 5/8″ x 1/4″ x 120″.
- Alder will be used for Rustic Alder.
- Not available in Walnut.
- Glazes and/or Techniques available: F, TW, XTW.

Custom Modification Options

F.ALL[1]
✓

[1] Only available on 10′.

Description	Model	Price
QUARTER ROUND MOULDING	**QRM**	118
	QRM10	148

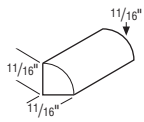

- QRM: 11/16″ x 11/16″ x 96″.
- QRM10: 11/16″ x 11/16″ x 120″.
- Alder will be used for Rustic Alder.
- Glazes and/or Techniques available: F, TW, XTW.

Custom Modification Options

F.ALL[1]
✓

[1] Only available on 10′.

Description	Model	Price
SHOE CONVEX INSIDE CORNER MOULDING	**SHM8**	57

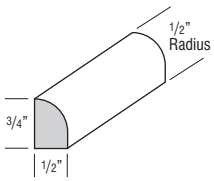

- SHM8: 1/2″ x 3/4″ x 96″.
- Alder will be used for Rustic Alder.
- Not available in Walnut.
- Glazes and/or Techniques available: F, TW, XTW.

Custom Modification Options

F.ALL
✓

Description	Model	Price
LARGE OUTSIDE CORNER	**LOSC8**	187
	LOSC10	235

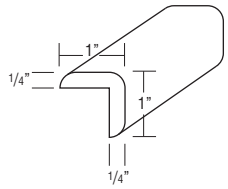

- LOSC8: 1″ x 1″ x 96″.
- LOSC10: 1″ x 1″ x 120″.
- Alder will be used for Rustic Alder.
- Not available in Walnut.
- Glazes and/or Techniques available: F, TW, XTW.

Custom Modification Options

F.ALL[1]
✓

[1] Only available on 10′.

TRADITIONAL WINDOW CASING	**WCT8**	253
	WCT10	316

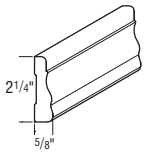

- WCT8: 2 1/4″ x 5/8″ x 96″.
- WCT10: 2 1/4″ x 5/8″ x 120″.
- Alder will be used for Rustic Alder.
- Not available in Walnut.
- WCT10 is not available in Quartersawn Oak.
- Glazes and/or Techniques available: F, P, TW, XTW, HW, XHW.

Custom Modification Options

F.ALL[1]
✓

[1] Only available on 10′.

CABINET PANEL EDGE	**CPE8**	220
	CPE10	274

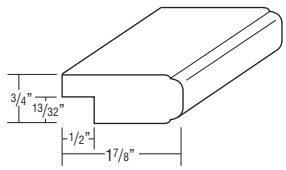

- CPE8: 1 7/8″ x 3/4″ x 96″.
- CPE10: 1 7/8″ x 3/4″ x 120″.
- Alder will be used for Rustic Alder.
- Not available in Walnut.
- Glazes and/or Techniques available: F, P, TW, XTW.

Custom Modification Options

F.ALL[1]
✓

[1] Only available on 10′.

BASE SHOE MOULDING	**BSM** (Base Shoe 8′)	301
	BSM10 (Base Shoe 10′)	376

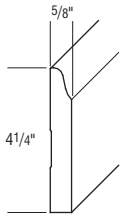

- BSM: 5/8″ x 4 1/4″ x 96″.
- BSM10: 5/8″ x 4 1/4″ x 120″.
- Designed for use only with Flush Toekick.
- Glazes and/or Techniques available: F, TW, XTW, HW, XHW.

Custom Modification Options

F.ALL[1]
✓

[1] Only available on 10′.

Description	Model	Price
DECORATIVE BASEBOARD MOULDING	**BBM8**	390
	BBM10	488

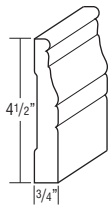

- BBM8: 3/4″ x 4 1/2″ x 96″.
- BBM10: 3/4″ x 4 1/2″ x 120″.
- Walnut not available on BBM10.
- Glazes and/or Techniques available: F, P, TW, XTW.

Custom Modification Options

F.ALL[1]
✓

[1] Only available on 10′.

BASEBOARD MOULDING SHAKER	**BBMSH8**	255
	BBMSH10	344

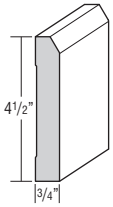

- BBMSH8: 3/4″ x 4 1/2″ x 96″.
- BBMSH10: 3/4″ x 4 1/2″ x 120″.
- Not available in Walnut.
- BBMSH10 only available in Cherry and Maple.
- Glazes and/or Techniques available: F, TW, XTW, HW, XHW.

Custom Modification Options

F.ALL
✓

BASEBOARD MOULDING SCULPTED	**BBMSC**	255

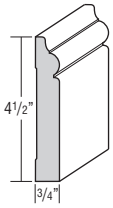

- BBMSC: 3/4″ x 4 1/2″ x 96″.
- Not available in Walnut.
- Glazes and/or Techniques available: F, P, TW, XTW, HW, XHW.

Custom Modification Options

F.ALL
✓

DECO BASEBOARD MOULDING	**DECOBBM**	935

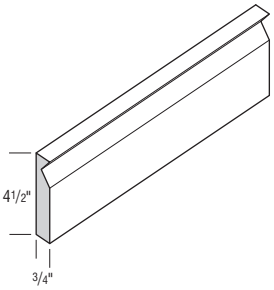

- 4 1/2″ x 3/4″ x 96″.
- Alder will be used for Rustic Alder.
- Not available in Quartersawn Oak or Walnut.

Custom Modification Options

F.ALL
✓

8′ mouldings will have 93″-99″ of useable length.
10′ mouldings will have 117″-123″ useable length.

Glazes and Techniques
F = Flooded (see page E•4.)
P = Penned (see page E•4.)
TW = Timeworn (see page E•4.)
XTW = Extra Timeworn (see page E•4.)
HW = Hewn (see page E•4.)
XHW = Extra Hewn (see page E•4.)

Stack Moulding Kits

Description	Model	Price

- Moulding stacks do not ship assembled; field assembly is required. Assembly instructions can be viewed in 20/20 spec pages and will also ship with moulding kits.
- When ordered as a kit, only one finish can be specified. To order with more than one finish, moulding pieces must be ordered separately.
- How to place a stack moulding in 20/20:
  - → Moulding
  - → Top Mouldings or Bottom Mouldings
  - → Stacked Mouldings
  - → Drag and drop desired moulding stack onto wall cabinets

MOULDING STACK 5

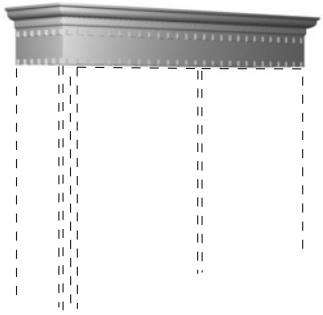

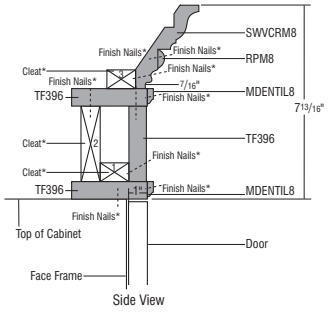

STKMLD5D 1525

- Includes:
  1 SWVCRM8
  1 RPM8
  2 MDENTIL8
  3 TF396
  Assembly instructions available upon request.
  *Cleats and finish nails not included.
- Not available in Walnut.

MOULDING STACK 6

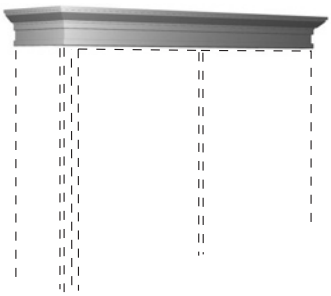

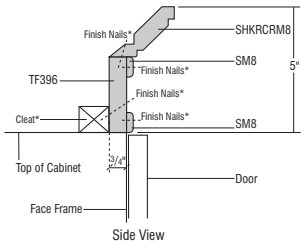

STKMLD6D 674

- Includes:
  1 SHKRCRM8
  2 SM8
  1 TF396
  Assembly instructions available upon request.
  *Cleats and finish nails not included.
- Not recommended for use when taking application to the ceiling.
- Not available in Walnut.

MOULDING STACK 7

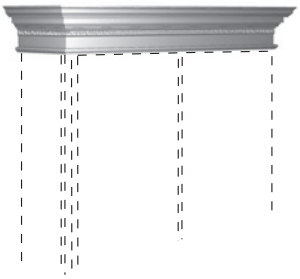

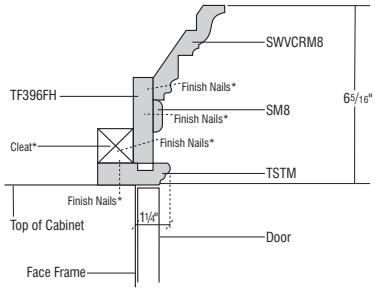

STKMLD7D 1247

- Includes:
  1 SWVCRM8
  1 SM8
  1 TF396
  1 TSTM
  Assembly instructions available upon request.
  *Cleats and finish nails not included.
- Not available in Walnut.

MOULDING STACK 11



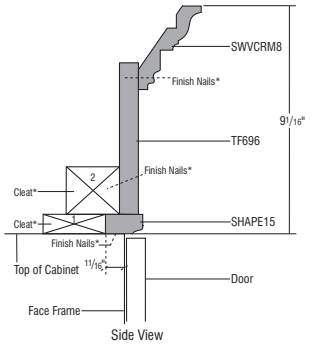

STKMLD11D 893

- Includes:
  1 SWVCRM8
  1 TF696
  1 SHAPE15
  Assembly instructions available upon request.
  *Cleats and finish nails not included.

Description	Model	Price

- Moulding stacks do not ship assembled; field assembly is required. Assembly instructions can be viewed in 20/20 spec pages and will also ship with moulding kits.
- When ordered as a kit, only one finish can be specified. To order with more than one finish, moulding pieces must be ordered separately.
- How to place a stack moulding in 20/20:
  - → Moulding
  - → Top Mouldings or Bottom Mouldings
  - → Stacked Mouldings
  - → Drag and drop desired moulding stack onto wall cabinets

MOULDING STACK 19

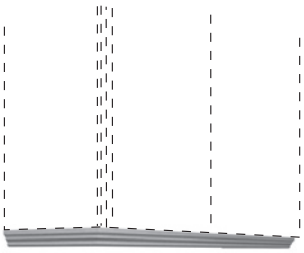

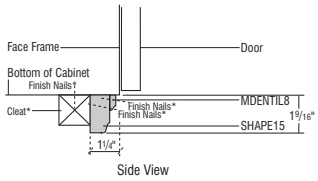

STKMLD19D 439

- Includes:
  1 MDENTIL8
  1 SHAPE15
  Assembly instructions available upon request.
  *Cleats and finish nails not included.
- Not available in Walnut.

MOULDING STACK 22

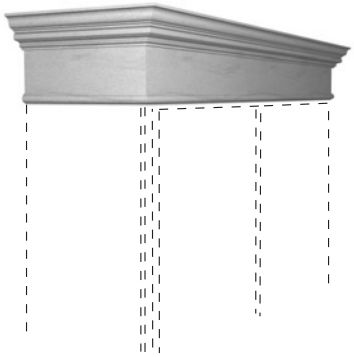

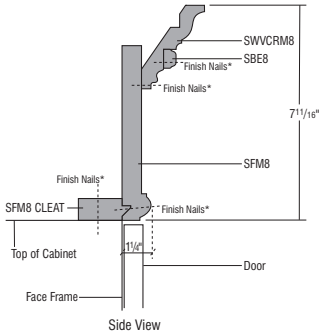

STKMLD22D 1069

- Includes:
  1 SWVCRM8
  1 SBE8
  1 SFM8
  Assembly instructions available upon request.
  *Cleats and finish nails not included.
- Not available in Walnut.

MOULDING STACK 23

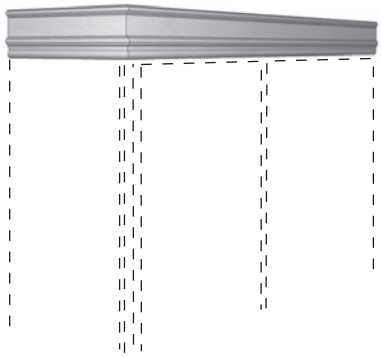

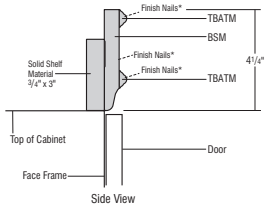

STKMLD23D 648

- Includes:
  2 TBATM
  1 SHELFSLD
  1 BSM
  Assembly instructions available upon request.
  *Cleats and finish nails not included.
- Not available in Walnut.

Stack Moulding Kits

Description	Model	Price

- Moulding stacks do not ship assembled; field assembly is required. Assembly instructions can be viewed in 20/20 spec pages and will also ship with moulding kits.
- When ordered as a kit, only one finish can be specified. To order with more than one finish, moulding pieces must be ordered separately.
- How to place a stack moulding in 20/20:
  - → Moulding
  - → Top Mouldings or Bottom Mouldings
  - → Stacked Mouldings
  - → Drag and drop desired moulding stack onto wall cabinets

MOULDING STACK 25

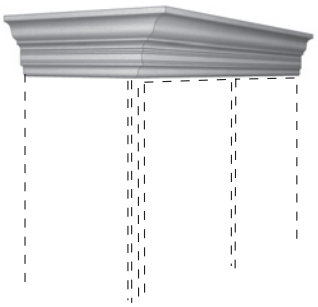

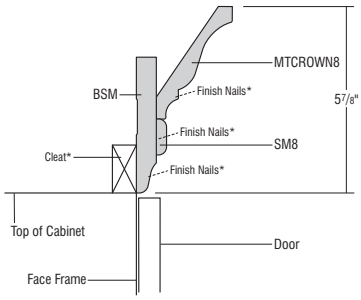

STKMLD25D 1068

- Includes:
  1 MTCROWN8
  1 SM8
  1 BSM
  Assembly instructions available upon request.
  *Cleats and finish nails not included.

MOULDING STACK 26

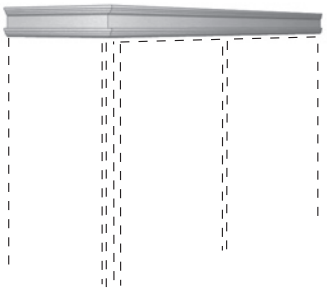

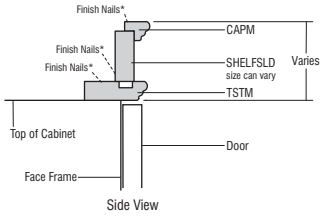

Side View

STKMLD26D 498

- Includes:
  1 CAPM
  1 SHELFSLD
  1 TSTM
  Assembly instructions available upon request.
  *Cleats and finish nails not included.
- Not recommended for use when taking application to the ceiling.
- Not available in Walnut.

MOULDING STACK 27

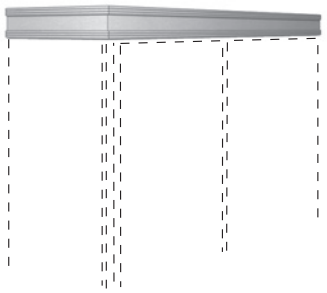

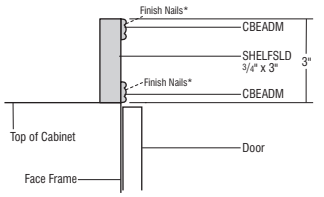

Side View

STKMLD27D 456

- Includes:
  2 CBEADM
  1 SHELFSLD
  Assembly instructions available upon request.
  *Cleats and finish nails not included.
- Not available in Walnut.

MOULDING STACK 28

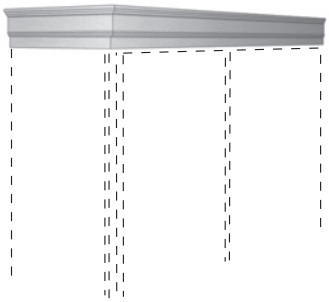

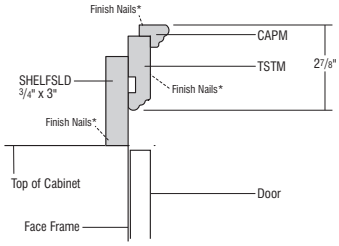

STKMLD28D 498

- Includes:
  1 CAPM
  1 TSTM
  1 SHELFSLD
  Assembly instructions available upon request.
  *Cleats and finish nails not included.
- Not recommended for use when taking application to the ceiling.
- Not available in Walnut.

Description	Model	Price

- Moulding stacks do not ship assembled; field assembly is required. Assembly instructions can be viewed in 20/20 spec pages and will also ship with moulding kits.
- When ordered as a kit, only one finish can be specified. To order with more than one finish, moulding pieces must be ordered separately.
- How to place a stack moulding in 20/20:
  - → Moulding
  - → Top Mouldings or Bottom Mouldings
  - → Stacked Mouldings
  - → Drag and drop desired moulding stack onto wall cabinets

MOULDING STACK 31

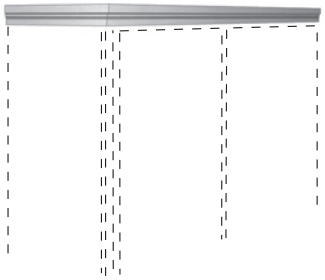

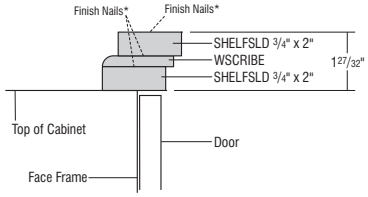

STKMLD31D 435

- Includes:
  2 SHELFSLD
  1 WSCRIBE
  Assembly instructions available upon request.
  *Cleats and finish nails not included.
- Not recommended for use when taking application to the ceiling.
- Not available in Walnut.

MOULDING STACK 32

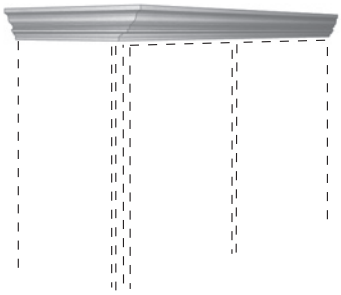

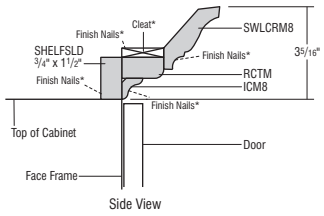

STKMLD32D 534

- Includes:
  1 SWLCRM8
  1 SHELFSLD
  1 RCTM
  1 ICM8
  Assembly instructions available upon request.
  *Cleats and finish nails not included.
- Not available in Walnut.

MOULDING STACK 33

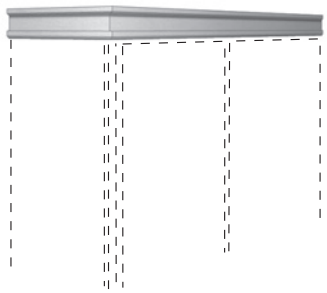

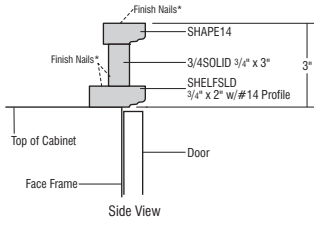

STKMLD33D 391

- Includes:
  1 SHAPE14
  1 SHELFSLD
  1 3/4SOLID
  Assembly instructions available upon request.
  *Cleats and finish nails not included.

MOULDING STACK 36

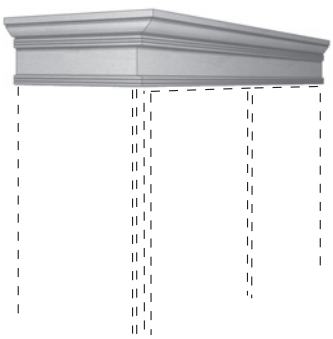

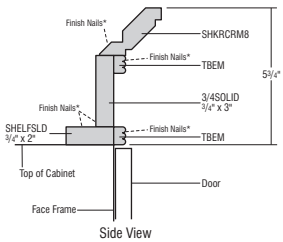

STKMLD36D 806

- Includes:
  1 SHKRCRM8
  2 TBEM
  1 SHELFSLD
  1 3/4SOLID
  Assembly instructions available upon request.
  *Cleats and finish nails not included.
- Not recommended for use when taking application to the ceiling.
- Not available in Walnut.

Stack Moulding Kits

Description	Model	Price

- Moulding stacks do not ship assembled; field assembly is required. Assembly instructions can be viewed in 20/20 spec pages and will also ship with moulding kits.
- When ordered as a kit, only one finish can be specified. To order with more than one finish, moulding pieces must be ordered separately.
- How to place a stack moulding in 20/20:
  - → Moulding
  - → Top Mouldings or Bottom Mouldings
  - → Stacked Mouldings
  - → Drag and drop desired moulding stack onto wall cabinets

MOULDING STACK 37



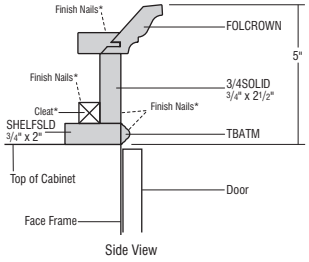

Side View

STKMLD37D 606

- Includes:
  1 FOLCROWN
  1 SHELFSLD
  1 3/4SOLID
  1 TBATM
  Assembly instructions available upon request.
  *Cleats and finish nails not included.
- Not recommended for use when taking application to the ceiling.
- Not available in Walnut.

MOULDING STACK 38

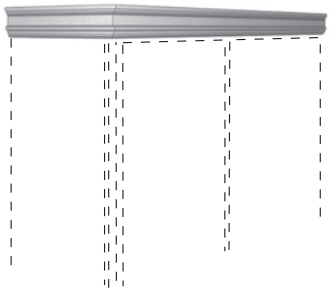

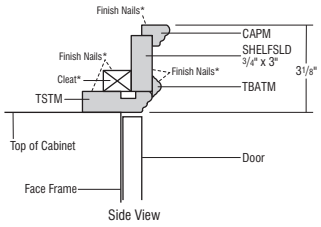

Side View

STKMLD38D 618

- Includes:
  1 CAPM
  1 TBATM
  1 SHELFSLD
  1 TSTM
  Assembly instructions available upon request.
  *Cleats and finish nails not included.
- Not recommended for use when taking application to the ceiling.
- Not available in Walnut.

MOULDING STACK 39

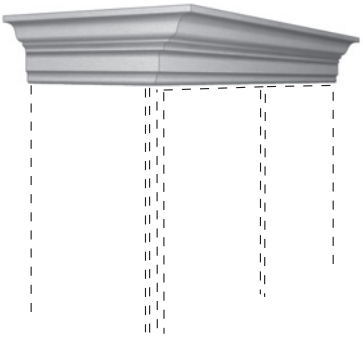

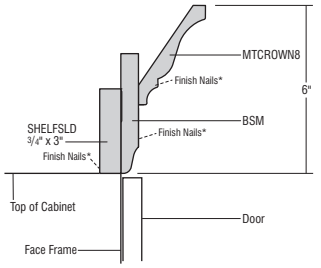

Side View

STKMLD39D 787

- Includes:
  1 MTCROWN8
  1 BSM
  1 SHELFSLD
  Assembly instructions available upon request.
  *Cleats and finish nails not included.

MOULDING STACK 40



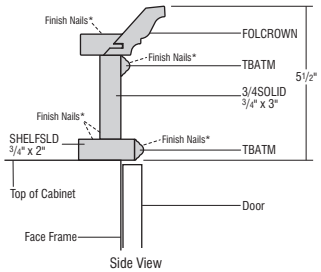

Side View

STKMLD40D 726

- Includes:
  1 FOLCROWN
  1 SHELFSLD
  1 3/4SOLID
  2 TBATM
  Assembly instructions available upon request.
  *Cleats and finish nails not included.
- Not recommended for use when taking application to the ceiling.
- Not available in Walnut.

Description	Model	Price

- Moulding stacks do not ship assembled; field assembly is required. Assembly instructions can be viewed in 20/20 spec pages and will also ship with moulding kits.
- When ordered as a kit, only one finish can be specified. To order with more than one finish, moulding pieces must be ordered separately.
- How to place a stack moulding in 20/20:
  - → Moulding
  - → Top Mouldings or Bottom Mouldings
  - → Stacked Mouldings
  - → Drag and drop desired moulding stack onto wall cabinets

MOULDING STACK 41

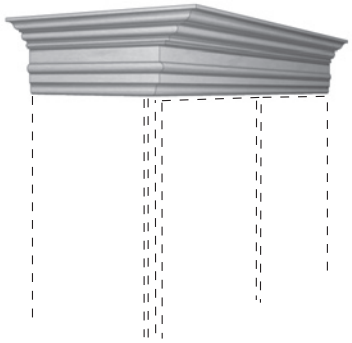

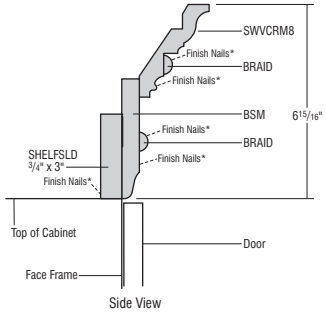

STKMLD41D 1046

- Includes:
  - 1 SWVCRM8
  - 2 BRAIDM
  - 1 BSM
  - 1 SHELFSLD
  - Assembly instructions available upon request.
  - *Cleats and finish nails not included.
- Not available in Walnut.

MOULDING STACK 42

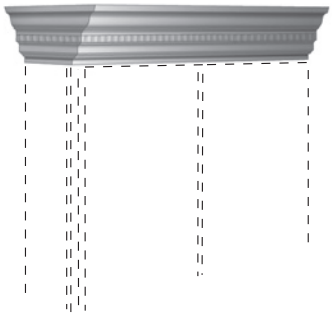

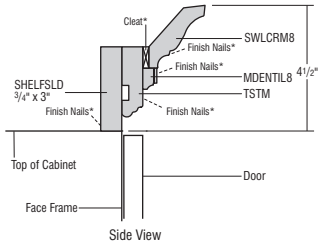

STKMLD42D 934

- Includes:
  - 1 SWLCRM8
  - 1 MDENTIL8
  - 1 TSTM
  - 1 SHELFSLD
  - Assembly instructions available upon request.
  - *Cleats and finish nails not included.
- Not available in Walnut.

MOULDING STACK 43

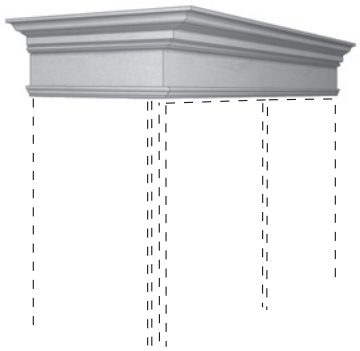

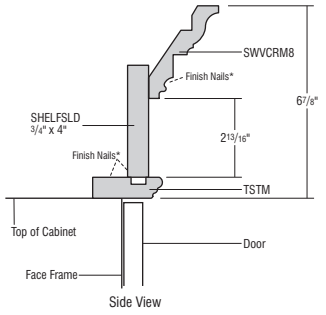

STKMLD43D 744

- Includes:
  - 1 SWVCRM8
  - 1 SHELFSLD
  - 1 TSTM
  - Assembly instructions available upon request.
  - *Cleats and finish nails not included.
- Not available in Walnut.

MOULDING STACK 44

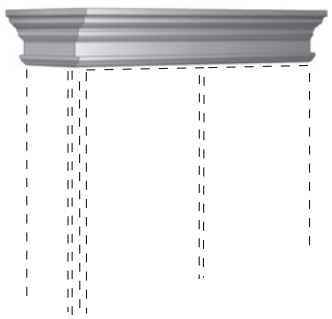

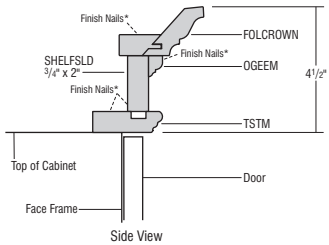

STKMLD44D 738

- Includes:
  - 1 FOLCROWN
  - 1 OGEEM
  - 1 SHELFSLD
  - 1 TSTM
  - Assembly instructions available upon request.
  - *Cleats and finish nails not included.
- Not recommended for use when taking application to the ceiling.
- Not available in Walnut.

Description	Model	Price

ROSETTES

TRADITIONAL ROSETTE

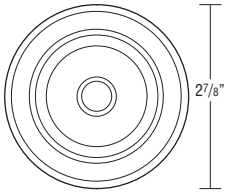

TROSETTE 90

- 2 7/8″ diameter x 3/8″ thick.
- Alder will be used for Rustic Alder.
- Beech will be used for Quartersawn Oak.
- Not available in Walnut.
- Glazes and/or Techniques available: F, P, HW, XHW.

Custom Modification Options: F.ALL ✓

FLOWER ROSETTE



ROSETTEFLW 90

- 2 7/8″ diameter x 3/8″ thick.
- Beech will be used for Quartersawn Oak.
- Not available in Alder, Rustic Alder, or Walnut.
- Glazes and/or Techniques available: F, P, HW, XHW.

Custom Modification Options: F.ALL ✓

GRAPE ROSETTE

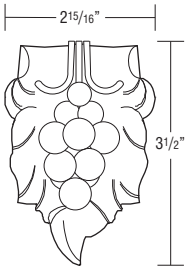

GRO 173

- 2 5/16″ wide x 3 1/2 high x 5/8″ thick.
- Alder will be used for Rustic Alder.
- Beech will be used for Quartersawn Oak.
- Not available in Walnut.
- Glazes and/or Techniques available: F, P, HW, XHW.

Custom Modification Options: F.ALL ✓

ACANTHUS ROSETTE



ROSETTEACA 173

- 2 7/8″ diameter x 3/8″ thick.
- Beech will be used for Quartersawn Oak.
- Not available in Alder, Rustic Alder, or Walnut.
- Glazes and/or Techniques available: F, P, HW, XHW.

Custom Modification Options: F.ALL ✓

MISSION ROSETTE

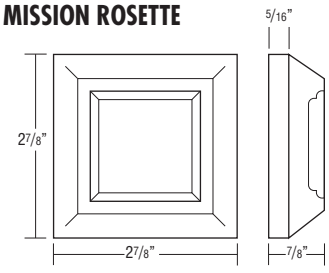

ROSETTEMIS 326

- 2 7/8″ wide x 2 7/8″ high.
- Alder will be used for Rustic Alder.
- Oak will be used for Quartersawn Oak.
- Not available in Walnut.
- Hand-carved.
- Glazes and/or Techniques available: F, P, HW, XHW.

Custom Modification Options: F.ALL ✓

Glazes and Techniques
F = Flooded (see page E•4.)
P = Penned (see page E•4.)
TW = Timeworn (see page E•4.)
XTW = Extra Timeworn (see page E•4.)
HW = Hewn (see page E•4.)
XHW = Extra Hewn (see page E•4.)

Description	Model	Price

SMALL GAELIC ROSETTE

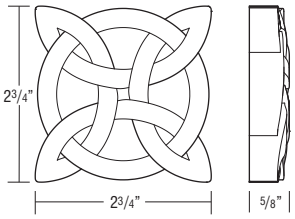

ROSETTEGAE 328

- 2 3/4″ x 5/8″ x 2 3/4″.
- Alder will be used for Rustic Alder.
- Not available in Quartersawn Oak or Walnut.

Custom Modification Options: F.ALL ✓

PEAKED SMALL ROSETTE

5 DAY EXPRESS ROSETTES

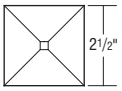

ROSETTESMPK 103

- 2 1/2″ wide x 2 1/2″ high.
- Rustic hammered iron finish.
- 7/32″ x 1/2″ deep installation socket.

Modifications Are Not Available

PEAKED LARGE ROSETTE

5 DAY EXPRESS ROSETTES

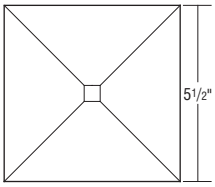

ROSETTELGPK 139

- 5 1/2″ wide x 5 1/2″ high.
- Rustic hammered iron finish.
- 7/32″ x 1/2″ deep installation socket.

Modifications Are Not Available

ACCESSORY NAILS

ACCESSORY NAIL

5 DAY EXPRESS ROSETTES

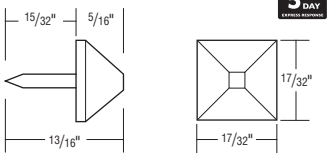

ACCNAIL 47

- Rustic hammered iron finish.
- Sold in sets of ten.

Modifications Are Not Available

SPLIT TURN END/CAP

3″ SPLIT TURNING CENTER

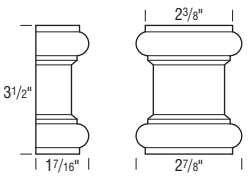

3SPTRINGCTR 95

- 2 7/8″ x 1 13/32″ x 3 1/2″.
- Alder will be used for Rustic Alder.
- Not available in Quartersawn Oak or Walnut.

Custom Modification Options: F.ALL ✓

Description	Model	Price
3″ SPLIT TURNING ACANTHUS	**3SPTRINGACA**	202

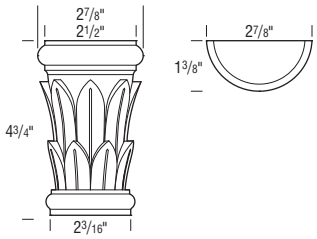

- 2 7/8″ x 1 3/8″ x 4 3/4″.
- Alder will be used for Rustic Alder.
- Not available in Quartersawn Oak or Walnut.

Custom Modification Options

F.ALL
✓

Description	Model	Price
3″ SPLIT TURNING WEAVED	**3SPTRINGWV**	187

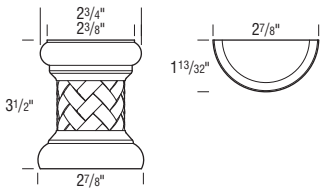

- 3″ x 1 7/16″ x 3 1/2″.
- Alder will be used for Rustic Alder.
- Not available in Quartersawn Oak or Walnut.

Custom Modification Options

F.ALL
✓

Description	Model	Price
3″ SPLIT TURNING BLOCK	**3SPTRINGBLK**	133

- 3″ x 1 7/16″ x 5 3/4″.
- Alder will be used for Rustic Alder.
- Not available in Quartersawn Oak or Walnut.

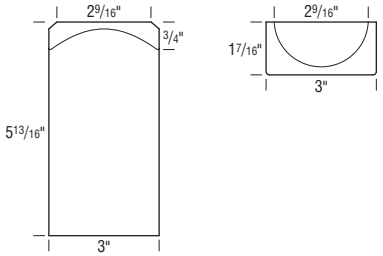

Custom Modification Options

F.ALL
✓

Description	Model	Price
3″ SPLIT TURNING CAPITOL	**3SPTRINGCAP**	92



- 3″ x 1 7/16″ x 1 1/4″.
- Alder will be used for Rustic Alder.
- Not available in Quartersawn Oak or Walnut.

Custom Modification Options

F.ALL
✓

Description	Model	Price
3″ SPLIT TURNING SPINDLE	**3SPTRINGSPNDL**	90

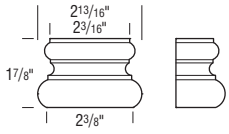

- 2 7/8″ x 1 7/16″ x 1 3/4″.
- Alder will be used for Rustic Alder.
- Not available in Quartersawn Oak or Walnut.

Custom Modification Options

F.ALL
✓

SPLIT TURNING SYSTEMS

Description	Model	Price
END	**SPTRINGEND**	114/PAIR

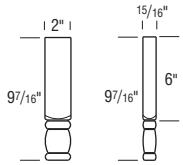

- Alder will be used for Rustic Alder.
- Oak will be used for Quartersawn Oak.
- Not available in Walnut.
- Sold in pairs.
- Glazes and/or Techniques available: F, P, TW, XTW, HW, XHW.

Modifications Are Not Available

Description	Model	Price
REED	**SPTRINGREED30**	114
	SPTRINGREED60	167
	SPTRINGREED96	212

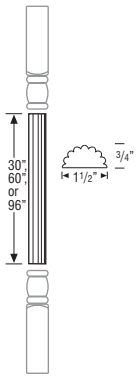

- Alder will be used for Rustic Alder.
- Oak will be used for Quartersawn Oak.
- Not available in Walnut.
- Sold in 30″, 60″, or 96″ lengths.
- Ends (SPTRINGEND) sold separately.
- Glazes and/or Techniques available: F, P, TW, XTW.

Modifications Are Not Available

Description	Model	Price
ROPE	**SPTRINGROPE30**	182
	SPTRINGROPE60	326
	SPTRINGROPE96	433

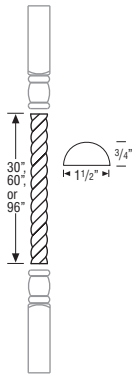

- Alder will be used for Rustic Alder.
- Oak will be used for Quartersawn Oak.
- Not available in Walnut.
- Sold in 30″, 60″, or 96″ lengths.
- Ends (SPTRINGEND) sold separately.
- Glazes and/or Techniques available: F, P, TW, XTW, HW, XHW.

Modifications Are Not Available

Glazes and Techniques
F = Flooded (see page E•4.)
P = Penned (see page E•4.)
TW = Timeworn (see page E•4.)
XTW = Extra Timeworn (see page E•4.)
HW = Hewn (see page E•4.)
XHW = Extra Hewn (see page E•4.)

Description	Model	Price
SPOOL		
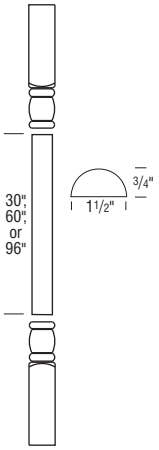	**SPTRINGSPOOL30**	114
	SPTRINGSPOOL60	167
	SPTRINGSPOOL96	212

- Alder will be used for Rustic Alder.
- Oak will be used for Quartersawn Oak.
- Not available in Walnut.
- Sold in 30″, 60″, or 96″ lengths.
- Ends (SPTRINGEND) sold separately.
- Glazes and/or Techniques available: F, TW, XTW.

Modifications Are Not Available

VALANCES

BAROQUE VALANCE

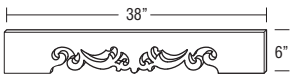

	BARV38	866

- 6″ x 5/8″ x 38″.
- Alder will be used for Rustic Alder.
- Not available in Quartersawn Oak or Walnut.

Custom Modification Options

F.ALL	IH	IW	OONLY	RH	RW
✓					

RAISED PANEL VALANCE

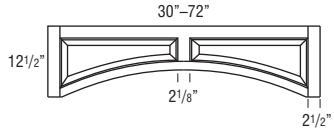

RPV30	1254
JRPV36	1341
JRPV42	1396
RPV48	1583
RPV54	1755
RPV60	1926
RPV72	2276

- There is 8″ from the top edge to the center of the arch. There is 4 1/2″ from the center of the arch to the bottom of the part.
- Sides trimmable up to 1 3/4″.
- Not available in Walnut.
- Glazes and/or Techniques available: F, P, TW, XTW, HW, XHW.

Modifications Are Not Available

Glazes and Techniques
F = Flooded (see page E•4.)
P = Penned (see page E•4.)
TW = Timeworn (see page E•4.)
XTW = Extra Timeworn (see page E•4.)
HW = Hewn (see page E•4.)
XHW = Extra Hewn (see page E•4.)

Description	Model	Price
RECESSED PANEL VALANCE		
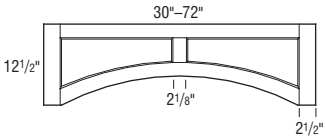	**RCPV30**	1236
	RCPV36	1341
	RCPV42	1396
	RCPV48	1583
	RCPV54	1755
	RCPV60	1926
	RCPV72	2276

- There is 8″ from the top edge to the center of the arch. There is 4 1/2″ from the center of the arch to the bottom of the part.
- Sides trimmable up to 1 3/4″.
- Not available in Walnut.
- Glazes and/or Techniques available: F, P, TW, XTW, HW, XHW.

Modifications Are Not Available

ARCH VALANCE

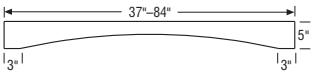

AV37	155
AV43	191
AV49	214
AV55	253
AV61	279
AV67	295
AV73	301
AV79	309
AV84	312

- Alder will be used for Rustic Alder.
- There is 2 5/16″ from the top edge to the center of the arch.
- Increased Heights available in 1/4″ increments from 5 1/4″ to 12″.
- Reduced Heights available in 1/4″ increments from 4 1/2″ to 4 3/4″.
- Height must be less than or equal to 6″ if width is more than 60″.
- Reduced Widths available in 1/4″ increments from 12″ to 83 3/4″.
- Increased Widths available in 1/4″ increments. See page G•46 for details.
- Glazes and/or Techniques available: TW, XTW.

Custom Modification Options

F.ALL	IH[1]	IW[2]	OONLY	RH	RW
✓	✓	✓		✓	✓

[1] Not available on widths over 60″.
[2] Only available on 84" wide.

Description	Model	Price
STRAIGHT VALANCE		
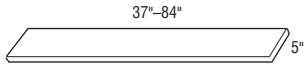	**VV37**	139
	VV43	177
	VV49	203
	VV55	241
	VV61	278
	VV67	280
	VV73	287
	VV79	299
	VV84	303

- Alder will be used for Rustic Alder.
- Increased Heights available in 1/4″ increments from 5 1/4″ to 12″.
- Reduced Heights available in 1/4″ increments from 4 1/2″ to 4 3/4″.
- Height must be less than or equal to 6″ if width is more than 60″.
- Reduced Widths available in 1/4″ increments from 12″ to 83 3/4″.
- Increased Widths available in 1/4″ increments. See page G•46 for details.
- All edges finished excluding the back.
- Glazes and/or Techniques available: TW, XTW.

Custom Modification Options

F.ALL	IH[1]	IW[2]	RH	RW
✓	✓	✓	✓	✓

[1] Not available on widths over 60″.
[2] Only available on 84" wide.

Description	Model	Price
NEW STYLE B VALANCE		
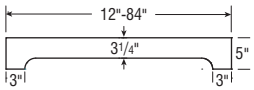	**V37B**	155
	V43B	191
	V49B	214
	V55B	253
	V61B	279
	V67B	295
	V73B	301
	V79B	309
	V84B	312

- Alder will be used for Rustic Alder.
- Increased Heights available in 1/4″ increments from 5 1/4″ to 12″.
- Height must be less than or equal to 6″ if width is more than 60″.
- Increased Widths available in 1/4″ increments. See page G•46 for details.
- Reduced Widths available in 1/4″ increments from 12″ to 83 3/4″.
- All edges finished excluding the back.
- Glazes and/or Techniques available: TW, XTW

Custom Modification Options

F.ALL	IH	IW[1]	RH	RW
✓	✓	✓		✓

[1] Only available on 84" wide.

Description	Model	Price
NEW STYLE D VALANCE		
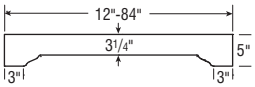	**V37D**	155
	V43D	191
	V49D	214
	V55D	253
	V61D	279
	V67D	295
	V73D	301
	V79D	309
	V84D	312

- Alder will be used for Rustic Alder.
- Increased Heights available in 1/4″ increments from 5 1/4″ to 12″.
- Height must be less than or equal to 6″ if width is more than 60″.
- Increased Widths available in 1/4″ increments. See page G•46 for details.
- Reduced Widths available in 1/4″ increments from 12″ to 83 3/4″.
- All edges finished excluding the back.
- Glazes and/or Techniques available: TW, XTW.

Custom Modification Options

F.ALL	IH	IW[1]	RH	RW
✓	✓	✓		✓

[1] Only available on 84" wide.

Description	Model	Price
NEW STYLE E VALANCE		
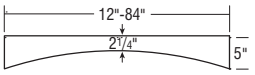	**V37E**	155
	V43E	191
	V49E	214
	V55E	253
	V61E	279
	V67E	295
	V73E	301
	V79E	309
	V84E	312

- Alder will be used for Rustic Alder.
- Increased Heights available in 1/4″ increments from 5 1/4″ to 12″.
- Height must be less than or equal to 6″ if width is more than 60″.
- Increased Widths available in 1/4″ increments. See page G•46 for details.
- Reduced Widths available in 1/4″ increments from 12″ to 83 3/4″.
- All edges finished excluding the back.
- Glazes and/or Techniques available: TW, XTW.

Custom Modification Options

F.ALL	IH	IW[1]	RH	RW
✓	✓	✓		✓

[1] Only available on 84" wide.

Glazes and Techniques
F = Flooded (see page E•4.)
P = Penned (see page E•4.)
TW = Timeworn (see page E•4.)
XTW = Extra Timeworn (see page E•4.)
HW = Hewn (see page E•4.)
XHW = Extra Hewn (see page E•4.)

Description	Model	Price
NEW STYLE H VALANCE 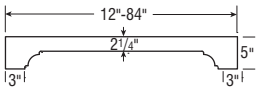	**V37H**	155
	V43H	191
	V49H	214
	V55H	253
	V61H	279
	V67H	295
	V73H	301
	V79H	309
	V84H	312

- Alder will be used for Rustic Alder.
- Increased Heights available in 1/4″ increments from 5 1/4″ to 12″.
- Height must be less than or equal to 6″ if width is more than 60″.
- Increased Widths available in 1/4″ increments. See page G•46 for details.
- Reduced Widths available in 1/4″ increments from 12″ to 83 3/4″.
- All edges finished excluding the back.
- Glazes and/or Techniques available: TW, XTW.

Custom Modification Options

F.ALL	IH	IW[1]	RH	RW
✓	✓	✓		✓

[1] Only available on 84" wide.

Description	Model	Price
NEW STYLE J VALANCE 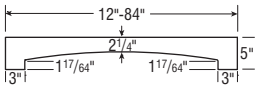	**V37J**	155
	V43J	191
	V49J	214
	V55J	253
	V61J	279
	V67J	295
	V73J	301
	V79J	309
	V84J	312

- Alder will be used for Rustic Alder.
- Increased Heights available in 1/4″ increments from 5 1/4″ to 12″.
- Height must be less than or equal to 6″ if width is more than 60″.
- Increased Widths available in 1/4″ increments. See page G•46 for details.
- Reduced Widths available in 1/4″ increments from 12″ to 83 3/4″.
- All edges finished excluding the back.
- Glazes and/or Techniques available: TW, XTW.

Custom Modification Options

F.ALL	IH	IW[1]	RH	RW
✓	✓	✓		✓

[1] Only available on 84" wide.

Glazes and Techniques
F = Flooded (see page E•4.)
P = Penned (see page E•4.)
TW = Timeworn (see page E•4.)
XTW = Extra Timeworn (see page E•4.)
HW = Hewn (see page E•4.)
XHW = Extra Hewn (see page E•4.)

Description	Model	Price
NEW STYLE K VALANCE 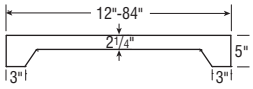	**V37K**	155
	V43K	191
	V49K	214
	V55K	253
	V61K	279
	V67K	295
	V73K	301
	V79K	309
	V84K	312

- Alder will be used for Rustic Alder.
- Increased Heights available in 1/4″ increments from 5 1/4″ to 12″.
- Height must be less than or equal to 6″ if width is more than 60″.
- Increased Widths available in 1/4″ increments. See page G•46 for details.
- Reduced Widths available in 1/4″ increments from 12″ to 83 3/4″.
- All edges finished excluding the back.
- Glazes and/or Techniques available: TW, XTW.

Custom Modification Options

F.ALL	IH	IW[1]	RH	RW
✓	✓	✓		✓

[1] Only available on 84" wide.

Description	Model	Price
NEW STYLE L VALANCE 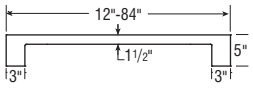	**V37L**	155
	V43L	191
	V49L	214
	V55L	253
	V61L	279
	V67L	295
	V73L	301
	V79L	309
	V84L	312

- Alder will be used for Rustic Alder.
- Increased Heights available in 1/4″ increments from 5 1/4″ to 12″.
- Height must be less than or equal to 6″ if width is more than 60″.
- Increased Widths available in 1/4″ increments. See page G•46 for details.
- Reduced Widths available in 1/4″ increments from 12″ to 83 3/4″.
- All edges finished excluding the back.
- Glazes and/or Techniques available: TW, XTW.

Custom Modification Options

F.ALL	IH	IW[1]	RH	RW
✓	✓	✓		✓

[1] Only available on 84" wide.

Description	Model	Price
OVERLAY VALANCE (FULL OVERLAY STYLES ONLY)		
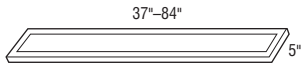	**OSV37**	287
	OSV43	365
	OSV49	383
	OSV55	418
	OSV61	463
	OSV67	527
	OSV73	561
	OSV79	609
	OSV84	638

- Alder will be used for Rustic Alder.
- Increased Heights available in 1/4″ increments from 5 1/4″ to 12″.
- Reduced Heights available in 1/4″ increments from 4 1/2″ to 4 3/4″.
- Height must be less then 12″ if width of 60″ is required.
- Increased Widths available in 1/4″ increments. See page G•46 for details.
- All edges finished excluding the back.
- Not available in Walnut.
- Glazes and/or Techniques available: F, TW, XTW, HW, XHW.

Custom Modification Options

F.ALL	IH	IW[1]	RH	RW
	✓	✓	✓	✓

[1] Only available on 84" wide.

DECORATIVE ONLAYS/OVERLAYS

GRAPE

GROVLY 1166

- 20″ wide x 4 1/2″ high x 5/8″ deep.
- Alder will be used for Rustic Alder.
- Beech will be used for Quartersawn Oak.
- Not available in Walnut.
- Glazes and/or Techniques available: F, P, HW, XHW.

Modifications Are Not Available

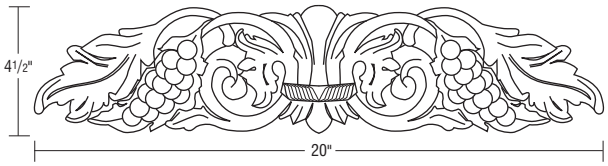

ACANTHUS

ACOVLY 1166

- 20″ wide x 4 1/2″ high x 5/8″ deep.
- Alder will be used for Rustic Alder.
- Beech will be used for Quartersawn Oak.
- Not available in Walnut.
- Glazes and/or Techniques available: F, P, HW, XHW.

Modifications Are Not Available

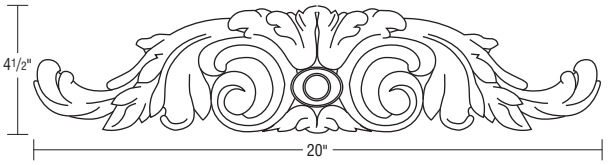

Description	Model	Price
DECORATIVE ORNAMENTS		
ACANTHUS	**ACO**	390

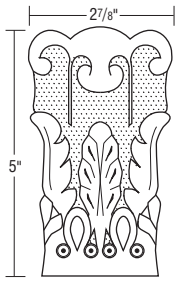

- 2 7/8″ wide x 5″ high x 1 1/2″ deep.
- Not available in Alder, Rustic Alder, or Walnut.
- Beech will be used for Quartersawn Oak.
- Glazes and/or Techniques available: F, P, HW, XHW.

Modifications Are Not Available

TILE

TRIAD ROSETTE

ROSETTETRIAD 191

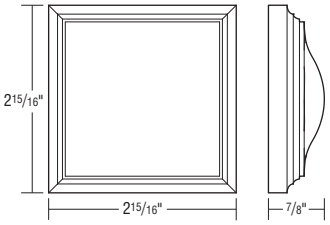

- 2 15/16″ x 7/8″.
- Alder will be used for Rustic Alder.
- Not available in Quartersawn Oak or Walnut.

Custom Modification Options

F.ALL
✓

PINNACLE ROSETTE

ROSETTEPINN 199

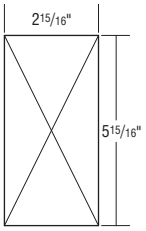

- 5 15/16″ x 3/4″ x 2 15/16″.
- Alder will be used for Rustic Alder.
- Not available in Quartersawn Oak or Walnut.

Custom Modification Options

F.ALL
✓

SHELVING

30″ x 30″ RUSTIC CORNER SHELF

RSTCCRNSHLF 1421

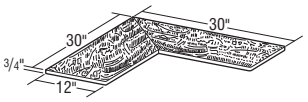

- 30″ x 30″ x 3/4″.
- Brackets sold separately; see Bracket section.
- Alder will be used for Rustic Alder.
- Not available in Quartersawn Oak or Walnut.
- Top and bottom are finished and 4 sides are finished except the back 2 sides. To get all sides finished, please select the Finished All Modification (F.ALL).

Custom Modification Options

F.ALL
✓

Glazes and Techniques
F = Flooded (see page E•4.)
P = Penned (see page E•4.)
TW = Timeworn (see page E•4.)
XTW = Extra Timeworn (see page E•4.)
HW = Hewn (see page E•4.)
XHW = Extra Hewn (see page E•4.)

Description	Model	Price
30″ x 30″ MODERN CORNER SHELF	**MDCCRNSHLF**	1474

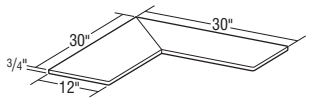

- 30″ x 30″ x 3/4″.
- Brackets sold separately; see Bracket section.
- Alder will be used for Rustic Alder.
- Not available in Quartersawn Oak or Walnut.
- Top and bottom are finished and 4 sides are finished except the back 2 sides. To get all sides finished, please select the Finished All Modification (F.ALL).

Custom Modification Options

F.ALL
✓

30″ x 30″ RUSTIC FLOATING CORNER SHELF	**RSTCFLTCRNSHLF**	4282

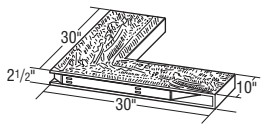

- 30″ x 30″ x 2 1/2″.
- Installation kit included with shelf.
- Maximum weight capacity is 52 lbs.
- Alder will be used for Rustic Alder.
- Not available in Quartersawn Oak or Walnut.

Custom Modification Options

F.ALL
✓

30″ x 30″ MODERN FLOATING CORNER SHELF	**MDFLCRNSHLF**	4234

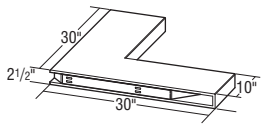

- 30″ x 30″ x 2 1/2″.
- Installation kit included with shelf.
- Maximum weight capacity is 52 lbs.
- 3/4″ thick solid-wood front and ends. 3/8″ thick veneered top and bottom.
- Alder will be used for Rustic Alder.
- Not available in Quartersawn Oak or Walnut.

Custom Modification Options

F.ALL
✓

36″ x 8″ INDUSTRIAL SHELF	**SHELFIND3681**	753

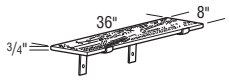

Shown with brackets

- 36″ x 8″ x 3/4″.
- Brackets sold separately; see Corbels and Brackets section.
- Alder will be used for Rustic Alder.
- Oak will be used for Quartersawn Oak.
- Shelf has a rough hewn appearance.
- Top and bottom are finished and 3 sides are finished except the back side. To get all sides finished, please select the Finished All Modification (F.ALL).

Custom Modification Options

F.ALL
✓

36″ x 12″ INDUSTRIAL SHELF	**SHELFIND36121**	964

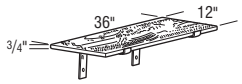

Shown with brackets

- 36″ x 12″ x 3/4″.
- Brackets sold separately; see Corbels and Brackets section.
- Alder will be used for Rustic Alder.
- Oak will be used for Quartersawn Oak.
- Shelf has a rough hewn appearance.
- Top and bottom are finished and 3 sides are finished except the back side. To get all sides finished, please select the Finished All Modification (F.ALL).

Custom Modification Options

F.ALL
✓

Description	Model	Price
60″ x 8″ INDUSTRIAL SHELF	**SHELFIND6081**	1128

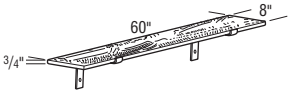

Shown with brackets

- 60″ x 8″ x 3/4″.
- Brackets sold separately; see Corbels and Brackets section.
- Alder will be used for Rustic Alder.
- Oak will be used for Quartersawn Oak.
- Shelf has a rough hewn appearance.
- Top and bottom are finished and 3 sides are finished except the back side. To get all sides finished, please select the Finished All Modification (F.ALL).

Custom Modification Options

F.ALL
✓

60″ x 12″ INDUSTRIAL SHELF	**SHELFIND60121**	1479

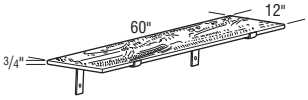

Shown with brackets

- 60″ x 12″ x 3/4″.
- Brackets sold separately; see Corbels and Brackets section.
- Alder will be used for Rustic Alder.
- Oak will be used for Quartersawn Oak.
- Shelf has a rough hewn appearance.
- Top and bottom are finished and 3 sides are finished except the back side. To get all sides finished, please select the Finished All Modification (F.ALL).

Custom Modification Options

F.ALL
✓

24″ x 10″ FLOATING SHELF	**SHELFIND24103**	2246



- 24″ x 10″ x 2 5/8″.
- Installation kit included with shelf.
- Alder will be used for Rustic Alder.
- Oak will be used for Quartersawn Oak.
- Shelf has a rough hewn appearance.

Custom Modification Options

F.ALL
✓

36″ x 10″ FLOATING SHELF	**SHELFIND36103**	2551

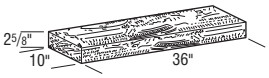

- 36″ x 10″ x 2 5/8″.
- Installation kit included with shelf.
- Alder will be used for Rustic Alder.
- Oak will be used for Quartersawn Oak.
- Shelf has a rough hewn appearance.

Custom Modification Options

F.ALL
✓

FLOATING SHELF, 2 1/2″ HIGH, 10″ DEEP	**FS24**	659
	FS30	748
	FS36	839
	FS42	929
	FS48	1017
	FS54	1108
	FS60	1198

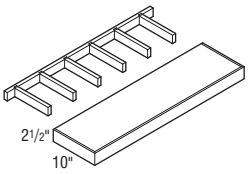

- Shelf is finished on all sides except the back edges.
- Installation instructions included.
- Weight capacity is 15 lbs. per linear foot of width.
- Edge will be a #12 profile.

Custom Modification Options

ID	IW[1]	RD
✓	✓	✓

[1] Not available on 60" wide.

Description	Model	Price

SHELF SUPPORTS

LARGE GRAPE SHELF SUPPORT

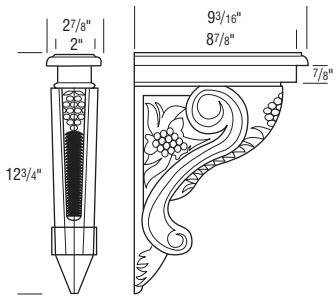

Model	Price
LGGRPSUPPORT	1233

- 2 7/8″ wide x 12 3/4″ high.
- Not available in Alder, Rustic Alder, or Walnut.
- Oak will be used for Quartersawn Oak.
- Glazes and/or Techniques available: F, P, TW, XTW, HW, XHW.

Modifications Are Not Available

SMALL GRAPE SHELF SUPPORT



Model	Price
SMGRPSUPPORT	1037

- 5 3/4″ wide x 8 7/8″ high.
- Not available in Alder, Rustic Alder, or Walnut.
- Oak will be used for Quartersawn Oak.
- Glazes and/or Techniques available: F, P, TW, XTW, HW, XHW.

Modifications Are Not Available

LARGE SHELF SUPPORT

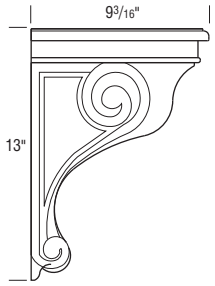

Model	Price
LGCORBEL	872

- 2 7/8″ wide x 13″ high.
- Alder will be used for Rustic Alder.
- Oak will be used for Quartersawn Oak.
- Not available in Walnut.
- Glazes and/or Techniques available: F, P, TW, XTW, HW, XHW.

Modifications Are Not Available

SMALL SHELF SUPPORT

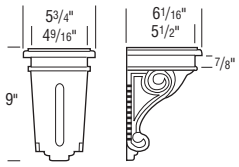

Model	Price
SMCORBEL	1166

- 5 3/4″ wide x 9″ high.
- Alder will be used for Rustic Alder.
- Oak will be used for Quartersawn Oak.
- Not available in Walnut.
- Glazes and/or Techniques available: F, P, TW, XTW, HW, XHW.

Modifications Are Not Available

COUNTERTOP SUPPORT

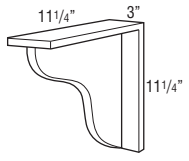

Model	Price
SBS	207

- 3″ wide x 11 1/4″ high.
- Alder will be used for Rustic Alder.
- Not available in Walnut.
- Glazes and/or Techniques available: F, P, TW, XTW, HW, XHW.

Modifications Are Not Available

Description	Model	Price

VICTORIAN COUNTERTOP SUPPORT

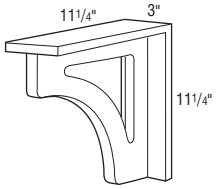

Model	Price
VSBS	207

- 3″ wide x 11 1/4″ high.
- Alder will be used for Rustic Alder.
- Not available in Walnut.
- Glazes and/or Techniques available: F, P, TW, XTW, HW, XHW.

Modifications Are Not Available

CORBELS & BRACKETS

12 3/4″ MID-CENTURY BRACKET

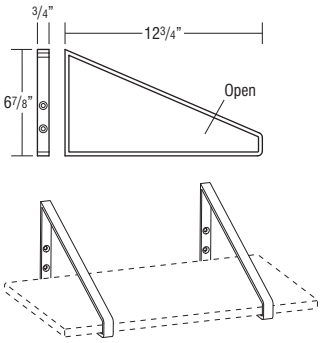

Model	Price
TRIBRKT12GMG	637
TRIBRKT12SN	637
TRIBRKT12WI	637
TRIBRKT12SS	741

- 12 3/4″ x 3/4″ x 6 7/8″.
- Finishes available: Gun Metal Gray (GMG), Satin Nickel (SN), Wrought Iron (WI), and Stainless Steel (SS).
- Includes matching hardware.
- Pre-drilled mounting holes for easy installation.
- Designed for a 12″ deep, 3/4″ thick shelf to be placed inside bracket.
- 1/4″ material thickness.
- Not intended for cabinet or freestanding countertop support. For substantial weight support, use a floor mounted support such as a Decorative Leg.
- Must be properly installed into a structural member of the wall.
- Sold individually. Recommended to use two brackets on shelves up to 48″ wide, additional brackets should be added on wider shelves. If used with the 30" x 30" Corner Shelves, four brackets are recommended.

Modifications Are Not Available

8 7/8″ INDUSTRIAL BRACKET, LOOP

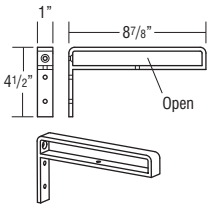

Model	Price
BRACKETIND9SS	1272
BRACKETIND9GMG	1127
BRACKETIND9WI	1057

- 1″ x 8 7/8″ x 4 1/2″.
- On the stainless steel versions, the screws are countersunk.
- Finishes available: Stainless Steel (SS), Gun Metal Gray (GMG), and Wrought Iron (WI).
- Open area for 8″ deep shelf placement is 15/16″ high, shelf is to be secured with a screw in the bottom loop.
- Pre-drilled mounting holes for easy installation.
- 1/4″ material thickness.
- Must be properly installed into a structural member of the wall.
- Sold individually. Recommended to use two brackets on shelves up to 48″ wide, additional brackets should be added on wider shelves.

Modifications Are Not Available

Glazes and Techniques
F = Flooded (see page E•4.)
P = Penned (see page E•4.)
TW = Timeworn (see page E•4.)
XTW = Extra Timeworn (see page E•4.)
HW = Hewn (see page E•4.)
XHW = Extra Hewn (see page E•4.)

Description	Model	Price
12 7/8″ INDUSTRIAL BRACKET, LOOP	**BRACKETIND13SS**	1475
	BRACKETIND13GMG	1302
	BRACKETIND13WI	1302

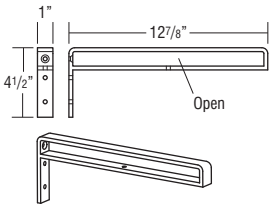

- 1″ x 12 7/8″ x 4 1/2″.
- On the stainless steel versions, the screws are countersunk.
- Finishes available: Stainless Steel (SS), Gun Metal Gray (GMG), and Wrought Iron (WI).
- Open area for 12″ deep shelf placement is 15/16″ high, shelf is to be secured with a screw in the bottom loop.
- Pre-drilled mounting holes for easy installation.
- 1/4″ material thickness.
- Must be properly installed into a structural member of the wall.
- Sold individually. Recommended to use two brackets on shelves up to 48″ wide, additional brackets should be added on wider shelves.

Modifications Are Not Available

8 1/2″ INDUSTRIAL BRACKET, STRAIGHT	**STBRACKETIND9SS**	1041
	STBRACKETIND9G	789
	STBRACKETIND9WI	789

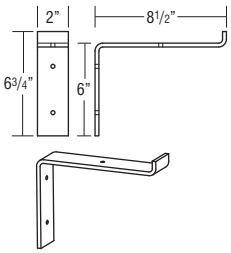

- 2″ x 8 1/2″ x 6″.
- On the stainless steel versions, the screws are countersunk.
- Finishes available: Stainless Steel (SS), Gun Metal Gray (G), and Wrought Iron (WI).

Modifications Are Not Available

12 1/2″ INDUSTRIAL BRACKET, STRAIGHT	**STBRACKETIND13S**	1122
	STBRACKETIND13G	904
	STBRACKETIND13W	904

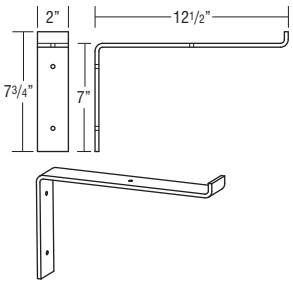

- 2″ x 12 1/2″ x 7″.
- On the stainless steel versions, the screws are countersunk.
- Finishes available: Stainless Steel (S), Gun Metal Gray (G), and Wrought Iron (W).

Modifications Are Not Available

10″ LEXINGTON SHELF STRAP	**LEXSHLFSTRP10WI**	367
	LEXSHLFSTRP10GM	367
	LEXSHLFSTRP10SN	367

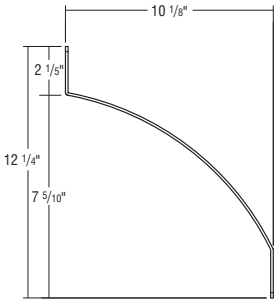



- 10 1/8″ x 3″ x 12 1/4″.
- Finishes available: Gun Metal Gray (GM), Satin Nickel (SN), and Wrought Iron (WI).
- Includes matching hardware.

Modifications Are Not Available

Description	Model	Price
2″ CORNER STRAP	**APEXSTRP2GMG**	217
	APEXSTRP2WI	217
	APEXSTRP2SN	217

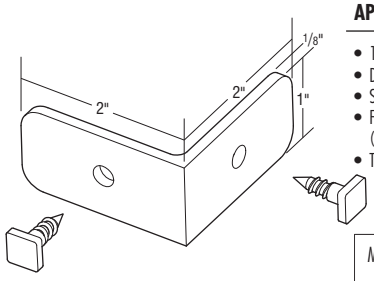

- 1/8″ x 2″ x 1″.
- Decorative only.
- Square Lag Bolts included.
- Finishes available: Gun Metal Gray (GMG), Satin Nickel (SN), and Wrought Iron (WI).
- To be used with floating shelves

Modifications Are Not Available

BAROQUE BRACKET	**BRACKETBAROQUE**	301

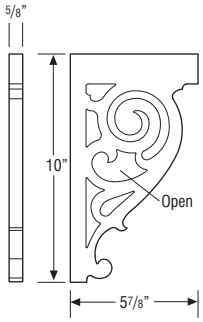

- 5/8″ x 5 7/8″ x 10″.
- Alder will be used for Rustic Alder.
- Not available in Quartersawn Oak or Walnut.

Modifications Are Not Available

CELTIC BRACKET	**BRACKETCELTIC**	383

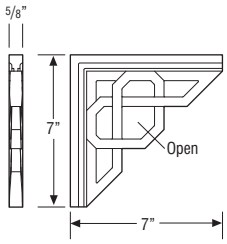

- 5/8″ x 7″ x 7″.
- Alder will be used for Rustic Alder.
- Not available in Quartersawn Oak or Walnut.

Modifications Are Not Available

OLD WORLD BRACKET	**BRACKETOWD**	653

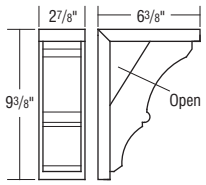

- 2 7/8″ wide x 9 3/8″ high.
- Alder will be used for Rustic Alder.
- Not available in Walnut.
- Glazes and/or Techniques available: F, P, TW, XTW, HW, XHW.

Custom Modification Options

F.ALL
✓

CRAFTSMAN CORBEL OPEN	**CORBELCRAFTO**	817

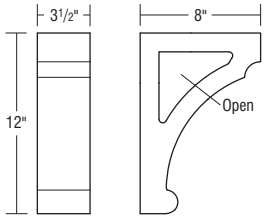

- 3 1/2″ x 8″ x 12″.
- Alder will be used for Rustic Alder.
- Not available in Walnut.

Custom Modification Options

F.ALL
✓

Description	Model	Price
CRAFTSMAN CORBEL	**CORBELCRAFT**	362

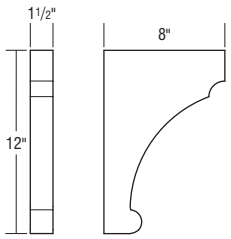

- 1 1/2″ x 8″ x 12″.
- Alder will be used for Rustic Alder.
- Not available in Walnut.

Custom Modification Options

F.ALL
✓

10″ CRAFTSMAN CORBEL	**CORBELCRAFT10**	550

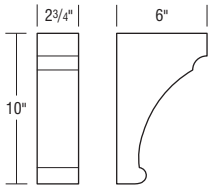

- 2 3/4″ x 6″ x 10″.
- Alder will be used for Rustic Alder.
- Not available in Walnut.

Custom Modification Options

F.ALL
✓

12″ CRAFTSMAN CORBEL	**CORBELCRAFT12**	806

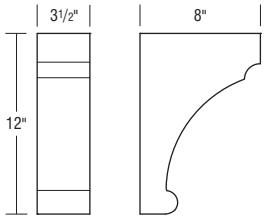

- 3 1/2″ x 8″ x 12″.
- Alder will be used for Rustic Alder.
- Not available in Walnut.

Custom Modification Options

F.ALL
✓

18″ CRAFTSMAN CORBEL	**CORBELCRAFT18**	884

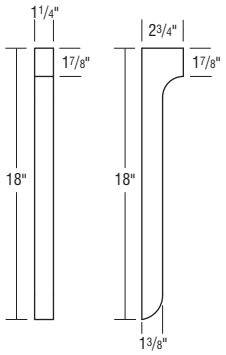

- 1 1/4″ x 2 3/4″ x 18″.
- Alder will be used for Rustic Alder.
- Not available in Quartersawn Oak or Walnut.

Custom Modification Options

F.ALL
✓

Description	Model	Price
34″ CRAFTSMAN CORBEL	**CORBELCRAFT34**	3620

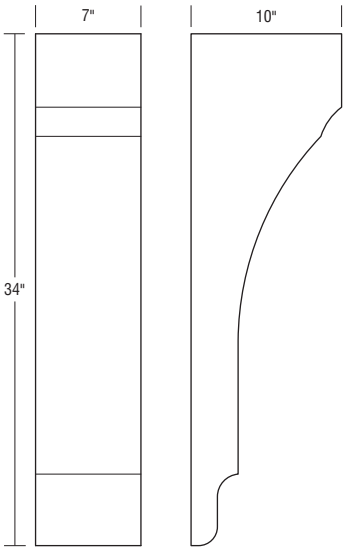

- 7″ x 10″ x 34″.
- Alder will be used for Rustic Alder.
- Not available in Quartersawn Oak or Walnut.

Custom Modification Options

F.ALL
✓

7″ PALLADIAN CORBEL	**CORBELPALLA7**	637

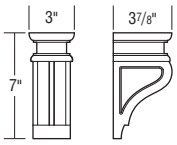

- 3″ x 3 7/8″ x 7″.
- Alder will be used for Rustic Alder.
- Not available in Quartersawn Oak or Walnut.

Custom Modification Options

F.ALL
✓

9″ PALLADIAN CORBEL	**CORBELPALLA9**	850

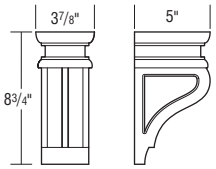

- 3 7/8″ x 5″ x 8 7/8″.
- Alder will be used for Rustic Alder.
- Not available in Quartersawn Oak or Walnut.

Custom Modification Options

F.ALL
✓

14″ PALLADIAN CORBEL	**CORBELPALLA14**	1509

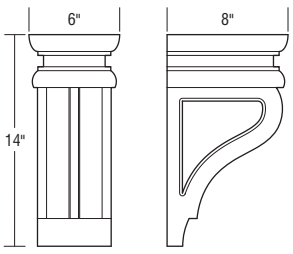

- 6″ x 8″ x 14″.
- Alder will be used for Rustic Alder.
- Not available in Quartersawn Oak or Walnut.

Custom Modification Options

F.ALL
✓

5″ CLASSIC REVIVAL CORBEL	**CORBELCLREV5**	342

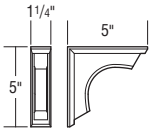

- 1 1/4″ x 5″ x 5″.
- Alder will be used for Rustic Alder.
- Not available in Quartersawn Oak or Walnut.

Custom Modification Options

F.ALL
✓

Description	Model	Price

9″ CLASSIC REVIVAL CORBEL

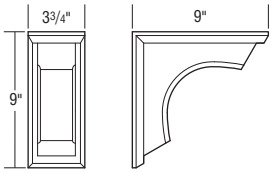

CORBELCLREV9 563

- 3 3/4″ x 9″ x 9″.
- Alder will be used for Rustic Alder.
- Not available in Quartersawn Oak or Walnut.

Custom Modification Options

F.ALL
✓

14″ CLASSIC REVIVAL CORBEL

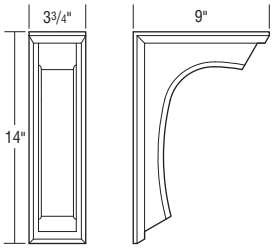

CORBELCLREV14 698

- 3 3/4″ x 9″ x 14″.
- Alder will be used for Rustic Alder.
- Not available in Quartersawn Oak or Walnut.

Custom Modification Options

F.ALL
✓

7″ CELTIC CORBEL

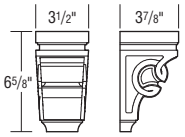

CORBELCELTIC7 931

- 3 1/2″ x 3 7/8″ x 6 5/8″.
- Alder will be used for Rustic Alder.
- Not available in Quartersawn Oak or Walnut.

Custom Modification Options

F.ALL
✓

10″ CELTIC CORBEL

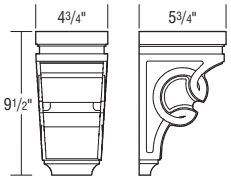

CORBELCELTIC10 1520

- 4 3/4″ x 5 3/4″ x 9 1/2″.
- Alder will be used for Rustic Alder.
- Not available in Quartersawn Oak or Walnut.

Custom Modification Options

F.ALL
✓

14″ CELTIC CORBEL

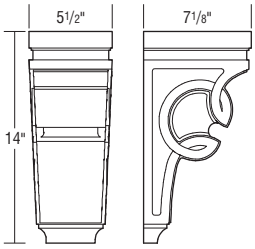

CORBELCELTIC14 2238

- 5 1/2″ x 7 1/8″ x 14″.
- Alder will be used for Rustic Alder.
- Not available in Quartersawn Oak or Walnut.

Custom Modification Options

F.ALL
✓

6″ TRIAD CORBEL

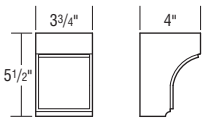

CORBELTRIAD6 421

- 3 3/4″ x 4″ x 5 1/2″.
- Alder will be used for Rustic Alder.
- Not available in Quartersawn Oak or Walnut.

Custom Modification Options

F.ALL
✓

Glazes and Techniques
F = Flooded (see page E•4.)
P = Penned (see page E•4.)
TW = Timeworn (see page E•4.)
XTW = Extra Timeworn (see page E•4.)
HW = Hewn (see page E•4.)
XHW = Extra Hewn (see page E•4.)

Description	Model	Price

9″ TRIAD CORBEL

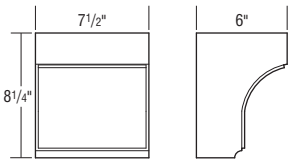

CORBELTRIAD9 870

- 7 1/2″ x 6″ x 8 1/4″.
- Alder will be used for Rustic Alder.
- Not available in Quartersawn Oak or Walnut.

Custom Modification Options

F.ALL
✓

9″ ART CORBEL

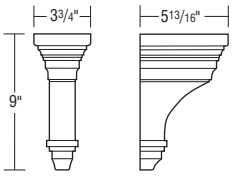

CORBELART9 775

- 3 3/4″ wide x 9″ high.
- Alder will be used for Rustic Alder.
- Not available in Quartersawn Oak or Walnut.
- Glazes and/or Techniques available: F, P, TW, XTW, HW, XHW.

Custom Modification Options

F.ALL
✓

14″ ARTS & CRAFTS CORBEL

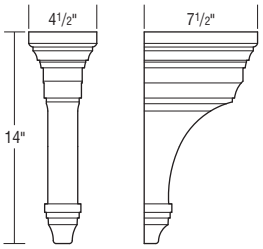

CORBELART14 1222

- 4 1/2″ x 7 1/2″ x 14″.
- Alder will be used for Rustic Alder.
- Not available in Quartersawn Oak or Walnut.

Custom Modification Options

F.ALL
✓

ARTS & CRAFTS OPEN CORBEL

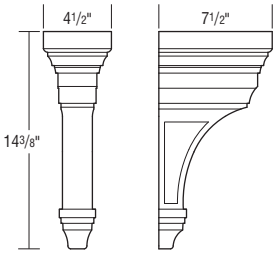

CORBELARTO 1224

- 4 1/2″ x 7 1/2″ x 14″.
- Alder will be used for Rustic Alder.
- Not available in Quartersawn Oak or Walnut.

Custom Modification Options

F.ALL
✓

7″ PINNACLE CORBEL

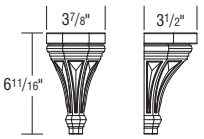

CORBELPINN7 723

- 3 7/8″ x 3 1/2″ x 6 11/16″.
- Alder will be used for Rustic Alder.
- Not available in Quartersawn Oak or Walnut.

Custom Modification Options

F.ALL
✓

8″ PINNACLE CORBEL

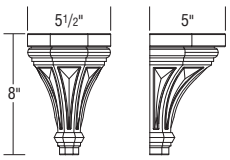

CORBELPINN8 1111

- 5 1/2″ x 5″ x 8″.
- Alder will be used for Rustic Alder.
- Not available in Quartersawn Oak or Walnut.

Custom Modification Options

F.ALL
✓

Description	Model	Price

12″ PINNACLE CORBEL

CORBELPINN12 2064

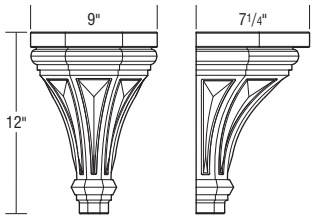

- 9″ x 7 1/4″ x 12″.
- Alder will be used for Rustic Alder.
- Not available in Quartersawn Oak or Walnut.

Custom Modification Options

F.ALL
✓

TRADITIONAL OPEN CORBEL

CORBELTRADO 964

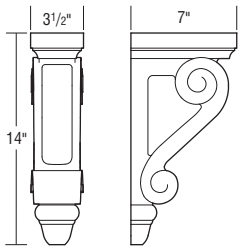

- 3 1/2″ x 7″ x 14″.
- Alder will be used for Rustic Alder.
- Not available in Quartersawn Oak or Walnut.

Custom Modification Options

F.ALL
✓

3″ SHAKER CORBEL

CORBELSHKR3 86

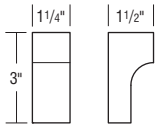

- 1 1/4″ x 1 1/2″ x 3″.
- Alder will be used for Rustic Alder.
- Not available in Quartersawn Oak or Walnut.

Custom Modification Options

F.ALL
✓

7″ SHAKER CORBEL

CORBELSHKR7 622

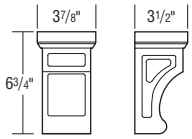

- 3 7/8″ x 3 1/2″ x 6 3/4″.
- Alder will be used for Rustic Alder.
- Not available in Walnut.

Custom Modification Options

F.ALL
✓

14″ SHAKER CORBEL

CORBELSHKR14 1179

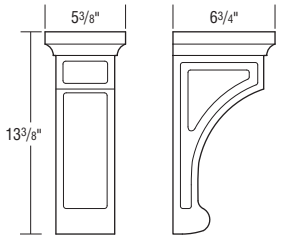

- 5 5/16″ x 6 3/4″ x 13 3/8″.
- Alder will be used for Rustic Alder.
- Not available in Walnut.

Custom Modification Options

F.ALL
✓

16″ SHAKER CORBEL

CORBELSHKR16 1710

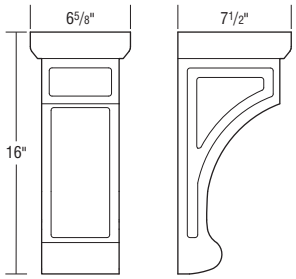

- 6 5/8″ x 7 1/2″ x 16″.
- Alder will be used for Rustic Alder.
- Not available in Walnut.

Custom Modification Options

F.ALL
✓

Description	Model	Price

5″ PETITE ACANTHUS CORBEL

CORBELACAN5 433

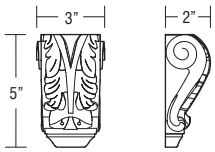

- 3″ x 2″ x 5″.
- Alder will be used for Rustic Alder.
- Not available in Quartersawn Oak or Walnut.

Custom Modification Options

F.ALL
✓

10″ SMALL ACANTHUS CORBEL

CORBELACAN10 867

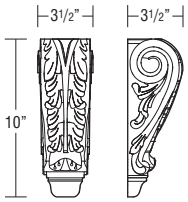

- 3 1/2″ x 3 1/2″ x 10″.
- Alder will be used for Rustic Alder.
- Not available in Quartersawn Oak or Walnut.

Custom Modification Options

F.ALL
✓

14″ SMALL ACANTHUS CORBEL

CORBELACAN14 1735

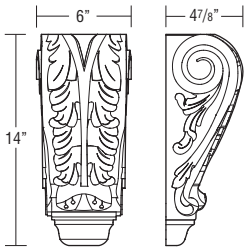

- 6″ x 4 7/8″ x 14″.
- Alder will be used for Rustic Alder.
- Not available in Quartersawn Oak or Walnut.

Custom Modification Options

F.ALL
✓

LARGE BIJOU CORBEL

CORBELBIJL 1369

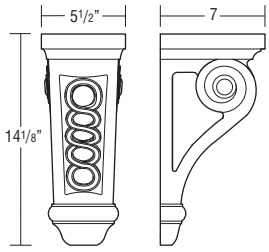

- 5 1/2″ x 7″ x 14 1/8″.
- Alder will be used for Rustic Alder.
- Not available in Quartersawn Oak or Walnut.

Custom Modification Options

F.ALL
✓

SMALL BIJOU CORBEL

CORBELBIJS 1055

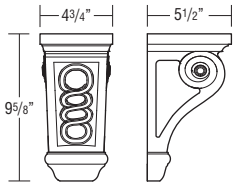

- 4 3/4″ x 5 1/2″ x 9 5/8″.
- Alder will be used for Rustic Alder.
- Not available in Quartersawn Oak or Walnut.

Custom Modification Options

F.ALL
✓

PLAIN NOUVEAU LARGE CORBEL

CORBELNOUL 1901

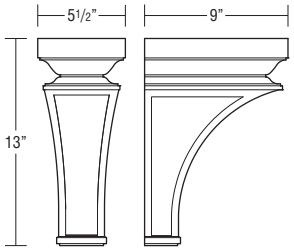

- 5 1/2″ x 9″ x 13″.
- Alder will be used for Rustic Alder.
- Not available in Quartersawn Oak or Walnut.
- Abbey Column Inserts available.
See page R•49.

Custom Modification Options

F.ALL
✓

Description	Model	Price

PLAIN NOUVEAU MEDIUM CORBEL

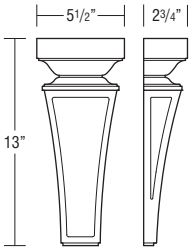

CORBELNOUM 944

- 5 1/2" x 2 3/4" x 13".
- Alder will be used for Rustic Alder.
- Not available in Quartersawn Oak or Walnut.
- Abbey Column Inserts available. See page R•49.

Custom Modification Options

F.ALL
✓

PLAIN NOUVEAU SMALL CORBEL

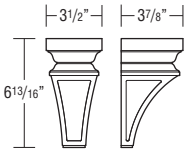

CORBELNOUS 388

- 3 1/2" x 3 7/8" x 6 13/16".
- Alder will be used for Rustic Alder.
- Not available in Quartersawn Oak or Walnut.
- Abbey Column Inserts available. See page R•49.

Custom Modification Options

F.ALL
✓

LARGE WEAVED CORBEL

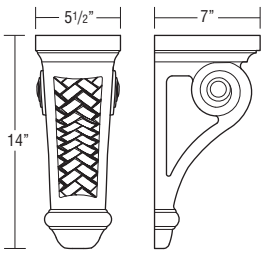

CORBELWEAVEL 1560

- 5 1/2" x 7" x 14".
- Alder will be used for Rustic Alder.
- Not available in Quartersawn Oak or Walnut.

Custom Modification Options

F.ALL
✓

SMALL WEAVED CORBEL

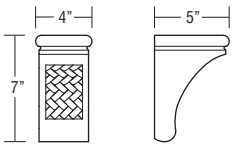

CORBELWEAVES 779

- 4" x 5" x 7".
- Alder will be used for Rustic Alder.
- Not available in Quartersawn Oak or Walnut.

Custom Modification Options

F.ALL
✓

6" MISSION CORBEL

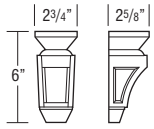

CORBELMIS6 581

- 2 3/4" wide x 6" high.
- Alder will be used for Rustic Alder.
- Oak will be used for Quartersawn Oak.
- Not available in Walnut.
- Hand-carved.
- Glazes and/or Techniques available: F, P, TW, XTW, HW, XHW.

Custom Modification Options

F.ALL
✓

Glazes and Techniques
F = Flooded (see page E•4.)
P = Penned (see page E•4.)
TW = Timeworn (see page E•4.)
XTW = Extra Timeworn (see page E•4.)
HW = Hewn (see page E•4.)
XHW = Extra Hewn (see page E•4.)

Description	Model	Price

9" MISSION CORBEL

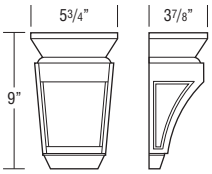

CORBELMIS9 653

- 5 3/4" wide x 9" high.
- Alder will be used for Rustic Alder.
- Oak will be used for Quartersawn Oak.
- Not available in Walnut.
- Hand-carved.
- Glazes and/or Techniques available: F, P, TW, XTW, HW, XHW.

Custom Modification Options

F.ALL
✓

OLD WORLD CORBEL

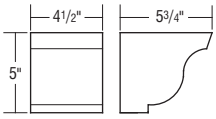

CORBELOWD5 581

- 4 1/2" wide x 5" high.
- Alder will be used for Rustic Alder.
- Not available in Walnut.
- Glazes and/or Techniques available: F, P, TW, XTW, HW, XHW.

Custom Modification Options

F.ALL
✓

OLD WORLD CORBEL with STRAP

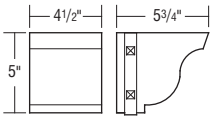

CORBELOWDSTR5 678

- 4 1/2" wide x 5" high.
- Alder will be used for Rustic Alder.
- Not available in Walnut.
- Hammered iron finish strap.
- Glazes and/or Techniques available: F, P, TW, XTW, HW, XHW.

Custom Modification Options

F.ALL
✓

ABBEY CORBEL INSERT - LARGE

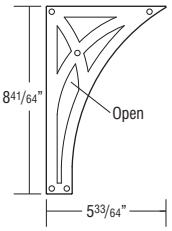

ABBEYCORINSLWI 439

- Wrought Iron

- 1/8" x 5 33/64" x 8 41/64".
- Must be used as an insert for Plain Nouveau Large Corbel (CORBELNOUL).

Custom Modification Options

F.ALL
✓

ABBEY CORBEL INSERT - MEDIUM

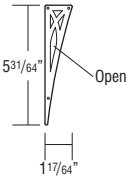

ABBEYCORINSMWI 424

- Wrought Iron

- 1/8" x 1 17/64" x 5 31/64".
- Must be used as an insert for Plain Nouveau Medium Corbel (CORBELNOUM).

Custom Modification Options

F.ALL
✓

ABBEY CORBEL INSERT - SMALL

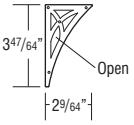

ABBEYCORINSSWI 411

- Wrought Iron

- 1/8" x 2 9/64" x 3 47/64".
- Must be used as an insert for Plain Nouveau Small Corbel (CORBELNOUS).

Custom Modification Options

F.ALL
✓

FEET

BUNN FOOT

RDBUNNFOOT 381

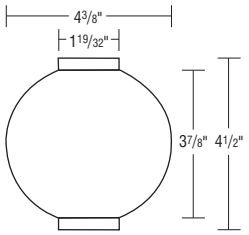

- 4 3/8″ wide x 4 1/2″ high.
- Alder will be used for Rustic Alder.
- Not available in Quartersawn Oak or Walnut.
- Glazes and/or Techniques available: F, P, HW, XHW.

Custom Modification Options

F.ALL
✓

CLASSIC BUN FOOT

CLBUNNFOOT 197

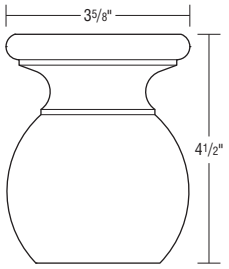

- 3 5/8″ x 3 5/8″ x 4 1/2″.
- Alder will be used for Rustic Alder.
- Not available in Quartersawn Oak or Walnut.

Custom Modification Options

F.ALL
✓

LILLE FOOT

LIFOOT 445

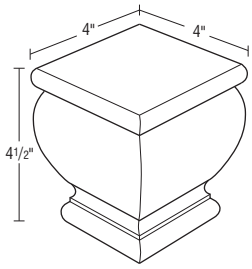

- 4″ wide x 4 1/2″ high.
- Alder will be used for Rustic Alder.
- Not available in Quartersawn Oak or Walnut.
- Glazes and/or Techniques available: F, P, TW, XTW, HW, XHW.

Custom Modification Options

F.ALL
✓

LILLE FLUTED FOOT

LIFLUTFOOT 210

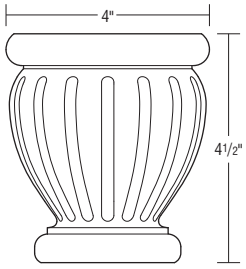

- 4″ x 4 1/2″ x 4 1/2″.
- Alder will be used for Rustic Alder.
- Not available in Quartersawn Oak or Walnut.

Custom Modification Options

F.ALL
✓

TULIP FOOT

TLFOOT 381

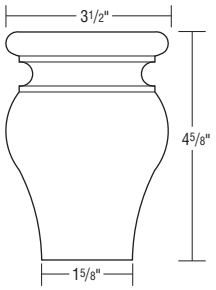

- 3 1/2″ wide x 4 5/8″ high.
- Only available in Cherry and Maple.
- Glazes and/or Techniques available: F, P, HW, XHW.

Custom Modification Options

F.ALL
✓

TULIP FOOT SQUARE

FOOTTULIPSQ 175

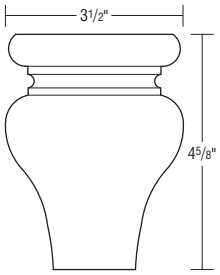

- 3 1/2″ x 3 1/2″ x 4 5/8″.
- Alder will be used for Rustic Alder.
- Not available in Quartersawn Oak or Walnut.

Custom Modification Options

F.ALL
✓

TOEKICK TULIP FOOT

TKTLFOOT 534

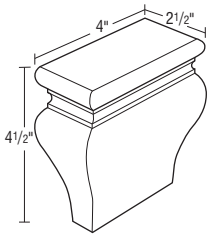

- 4″ wide x 4 1/2″ high.
- Alder will be used for Rustic Alder.
- Not available in Quartersawn Oak or Walnut.
- Glazes and/or Techniques available: F, P, TW, XTW, HW, XHW.

Custom Modification Options

F.ALL
✓

SQUARE FOOT

SMSQFOOT 305

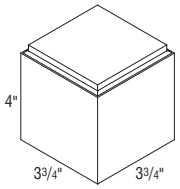

- 3 3/4″ wide x 4″ high x 3 3/4″ deep.
- Alder will be used for Rustic Alder.
- Not available in Walnut.
- Glazes and/or Techniques available: F, P, HW, XHW.

Custom Modification Options

F.ALL
✓

PEDESTAL FOOT - CORNER

PEDFOOTC 169

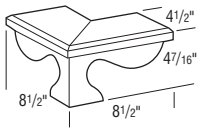

- 4 1/2″ wide x 4 7/16″ high.
- Alder will be used for Rustic Alder.
- Not available in Walnut.
- Glazes and/or Techniques available: F, P, TW, XTW, HW, XHW.

Custom Modification Options

F.ALL
✓

PEDESTAL FOOT - NO RETURN LEFT

PEDFOOTL 138

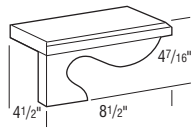

- 4 1/2″ wide x 4 7/16″ high.
- Alder will be used for Rustic Alder.
- Not available in Walnut.
- Glazes and/or Techniques available: F, P, TW, XTW, HW, XHW.

Custom Modification Options

F.ALL
✓

Glazes and Techniques
F = Flooded (see page E•4.)
P = Penned (see page E•4.)
TW = Timeworn (see page E•4.)
XTW = Extra Timeworn (see page E•4.)
HW = Hewn (see page E•4.)
XHW = Extra Hewn (see page E•4.)

Description	Model	Price

PEDESTAL FOOT - NO RETURN RIGHT

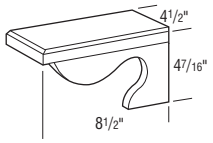

PEDFOOTR 138

- 4 1/2″ wide x 4 7/16″ high.
- Alder will be used for Rustic Alder.
- Not available in Walnut.
- Glazes and/or Techniques available: F, P, TW, XTW, HW, XHW.

Custom Modification Options

F.ALL
✓

PEDESTAL FOOT - RETURN LEFT

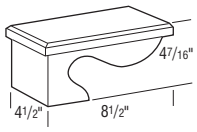

PEDFOOTRETL 138

- 4 1/2″ wide x 4 7/16″ high.
- Alder will be used for Rustic Alder.
- Not available in Walnut.
- Glazes and/or Techniques available: F, P, TW, XTW, HW, XHW.

Custom Modification Options

F.ALL
✓

PEDESTAL FOOT - RETURN RIGHT

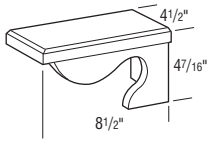

PEDFOOTRETR 138

- 4 1/2″ wide x 4 7/16″ high.
- Alder will be used for Rustic Alder.
- Not available in Walnut.
- Glazes and/or Techniques available: F, P, TW, XTW, HW, XHW.

Custom Modification Options

F.ALL
✓

ACANTHUS FOOT

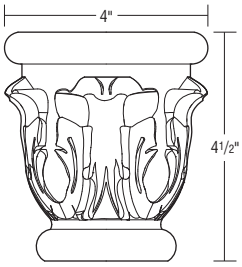

ACANFOOT 406

- 4″ x 4″ x 4 1/2″.
- Alder will be used for Rustic Alder.
- Not available in Quartersawn Oak or Walnut.

Custom Modification Options

F.ALL
✓

CELTIC FOOT

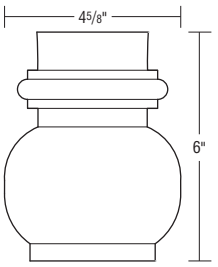

CELTICFOOT 427

- 4 5/8″ x 4 5/8″ x 6″ high.
- Alder will be used for Rustic Alder.
- Not available in Quartersawn Oak or Walnut.

Custom Modification Options

F.ALL
✓

Glazes and Techniques
F = Flooded (see page E•4.)
P = Penned (see page E•4.)
TW = Timeworn (see page E•4.)
XTW = Extra Timeworn (see page E•4.)
HW = Hewn (see page E•4.)
XHW = Extra Hewn (see page E•4.)

Description	Model	Price

COSMO FOOT

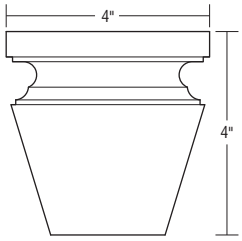

COSFOOT 201

- 4″ x 4″ x 4″.
- Alder will be used for Rustic Alder.
- Not available in Quartersawn Oak or Walnut.

Custom Modification Options

F.ALL
✓

TAPERED LEG

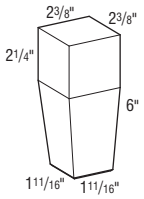

TLEG2 137

- 2 3/8″ x 2 3/8″ x 6″.
- Alder will be used for Rustic Alder.
- Not available in Quartersawn Oak or Walnut.

Custom Modification Options

F.ALL
✓

TAPERED 4-SIDED LEG

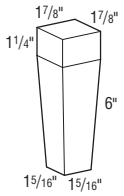

T4SLEG 106

- 1 7/8″ x 1 7/8″ x 6″.
- Alder will be used for Rustic Alder.
- Not available in Quartersawn Oak.

Custom Modification Options

F.ALL
✓

TAPERED LEG

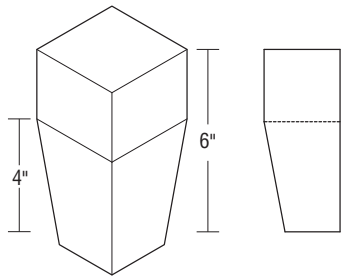

Front View Side View

TAPLG 146

- 2 1/2″ wide x 6″ high.
- Alder will be used for Rustic Alder.
- Not available in Quartersawn Oak.
- Glazes and/or Techniques available: F, HW, XHW.

Custom Modification Options

F.ALL
✓

SUMMIT FOOT

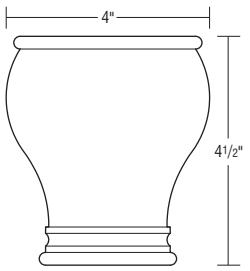

SUMFOOT 251

- 4″ x 4″ x 4 1/2″.
- Alder will be used for Rustic Alder.
- Not available in Quartersawn Oak or Walnut.

Custom Modification Options

F.ALL
✓

Description	Model	Price

MADELINE BUN FOOT

MADEFOOT 212

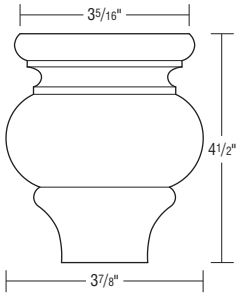

- 3 7/8″ x 3 5/16″ x 4 1/2″.
- Alder will be used for Rustic Alder.
- Not available in Quartersawn Oak or Walnut.

Custom Modification Options

F.ALL
✓

FRENCH COUNTRY FOOT

FRNCNTYFOOT 143

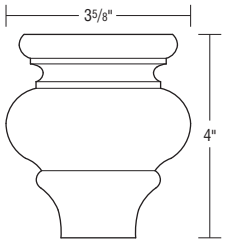

- 3 5/8″ x 3 5/8″ x 4″.
- Alder will be used for Rustic Alder.
- Not available in Quartersawn Oak or Walnut.

Custom Modification Options

F.ALL
✓

HAMPTON PEDESTAL FOOT, CORNER

HAMPPEDFOOTC 346

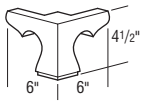

- 4 1/2″ x 6″ x 6″.
- Alder will be used for Rustic Alder.
- Not available in Quartersawn Oak or Walnut.

Custom Modification Options

F.ALL
✓

HAMPTON PEDESTAL FOOT, LEFT

HAMPPEDFOOTL 251

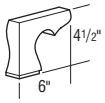

- 4 1/2″ x 1 1/2″ x 6″.
- Alder will be used for Rustic Alder.
- Not available in Quartersawn Oak or Walnut.

Custom Modification Options

F.ALL
✓

HAMPTON PEDESTAL FOOT, RIGHT

HAMPPEDFOOTR 251

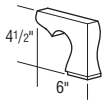

- 4 1/2″ x 1 1/2″ x 6″.
- Alder will be used for Rustic Alder.
- Not available in Quartersawn Oak or Walnut.

Custom Modification Options

F.ALL
✓

Description	Model	Price

HAMPTON PEDESTAL FOOT, CENTER

HAMPPEDFOOTCTR 183

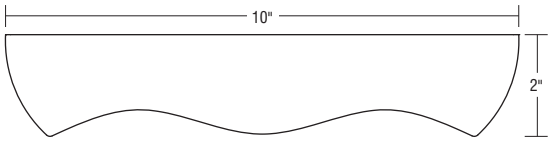

- 2″ x 1 1/2″ x 10″.
- Alder will be used for Rustic Alder.
- Not available in Quartersawn Oak or Walnut.

Custom Modification Options

F.ALL
✓

KENSINGTON FOOT

KENSFOOT 148

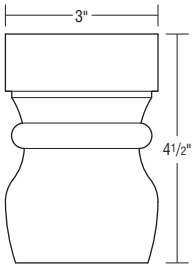

- 3″ x 3″ x 4 1/2″.
- Alder will be used for Rustic Alder.
- Not available in Quartersawn Oak or Walnut.

Custom Modification Options

F.ALL
✓

MADISON FOOT

MADFOOT 180

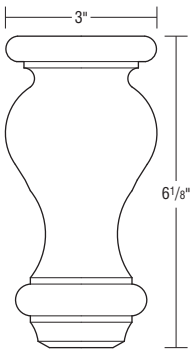

- 3″ x 6 1/8″.
- Alder will be used for Rustic Alder.
- Not available in Quartersawn Oak or Walnut.

Custom Modification Options

F.ALL
✓

CRAFTSMAN FOOT

CRFTSMNFOOT 187

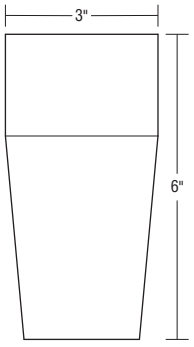

- 3″ x 3″ x 6″.
- Alder will be used for Rustic Alder.
- Not available in Quartersawn Oak.
- Four-sided Tapered Craftsman Foot.

Custom Modification Options

F.ALL
✓

Description	Model	Price

CRAFTSMAN FOOT, CORNER

CRFTSMNFOOTC 403

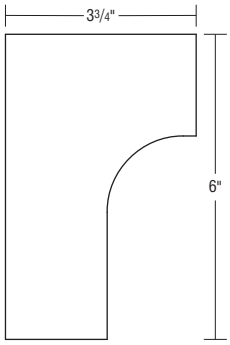

- 3 3/4″ x 3 3/4″ x 6″.
- Alder will be used for Rustic Alder.
- Not available in Quartersawn Oak or Walnut.

Custom Modification Options

F.ALL
✓

CRAFTSMAN BUN FOOT

CRFTSMNBUNFOOT 212

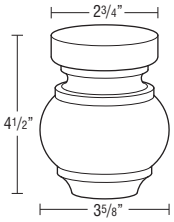

- 3 5/8″ x 4 1/2″.
- Alder will be used for Rustic Alder.
- Not available in Quartersawn Oak or Walnut.

Custom Modification Options

F.ALL
✓

METROPOLITAN FOOT

METROFOOT 322

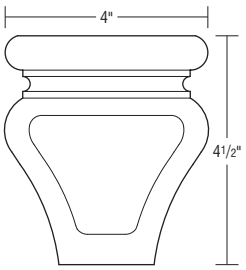

- 4″ x 4″ x 4 1/2″.
- Alder will be used for Rustic Alder.
- Not available in Quartersawn Oak or Walnut.

Custom Modification Options

F.ALL
✓

QUEEN ANNE FOOT

QAFOOT 263

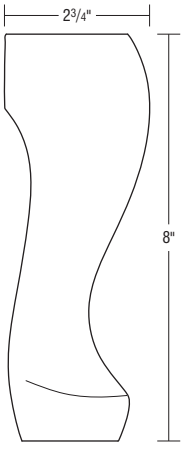

- 2 3/4″ x 2 3/4″ x 8″.
- Available in Maple and Cherry only.

Custom Modification Options

F.ALL
✓

Description	Model	Price

QUEEN ANNE SCROLL FOOT

QASCROLLFOOT 237

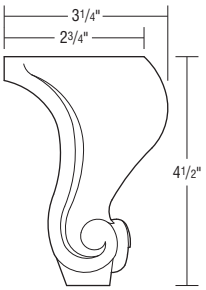

- 3 1/4″ x 3 1/4″ x 4 1/2″.
- Available in Maple and Cherry only.

Custom Modification Options

F.ALL
✓

BIJOU BUN FOOT

BIJBUNFOOT 453

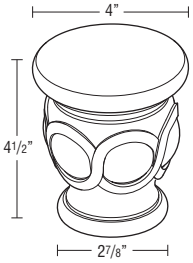

- 4″ x 4 1/2″.
- Alder will be used for Rustic Alder.
- Not available in Quartersawn Oak or Walnut.

Custom Modification Options

F.ALL
✓

WEAVED BUN FOOT

WEAVEBUNFOOT 411

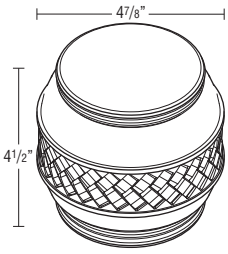

- 4 7/8″ x 4 1/2″.
- Alder will be used for Rustic Alder.
- Not available in Quartersawn Oak or Walnut.

Custom Modification Options

F.ALL
✓

MID-CENTURY FOOT, SHORT

MCFOOTS 289

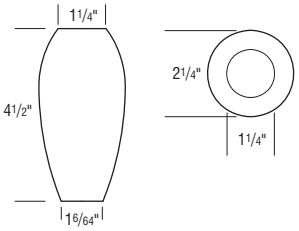

- 2 1/4″ x 4 1/2″.
- Alder will be used for Rustic Alder.
- Oak will be used for Quartersawn Oak.
- Not available in Walnut.

Custom Modification Options

F.ALL
✓

Description	Model	Price
MID-CENTURY FOOT, MEDIUM	**MCFOOTM**	314

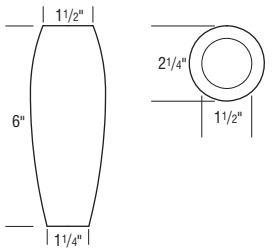

- 2 1/4″ x 6″.
- Alder will be used for Rustic Alder.
- Oak will be used for Quartersawn Oak.
- Not available in Walnut.

Custom Modification Options

F.ALL
✓

Description	Model	Price
NOTCHED MID-CENTURY FOOT, MEDIUM	**NMCFOOTM**	544

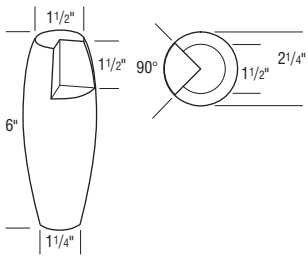

- 2 1/4″ x 6″.
- Alder will be used for Rustic Alder.
- Oak will be used for Quartersawn Oak.
- Not available in Walnut.

Custom Modification Options

F.ALL
✓

Description	Model	Price
MID-CENTURY FOOT, TALL	**MCFOOTT**	379

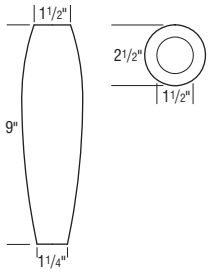

- 2 1/2″ x 9″.
- Alder will be used for Rustic Alder.
- Oak will be used for Quartersawn Oak.
- Not available in Walnut.

Custom Modification Options

F.ALL
✓

Description	Model	Price
NOTCHED MID-CENTURY FOOT, TALL	**NMCFT**	688

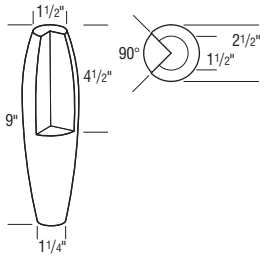

- 2 1/2″ x 9″.
- Alder will be used for Rustic Alder.
- Oak will be used for Quartersawn Oak.
- Not available in Walnut.

Custom Modification Options

F.ALL
✓

Description	Model	Price
6″ INDUSTRIAL FOOT	**INDFOOT6GMG**	1101
	INDFOOT6WI	1101

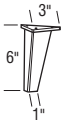

- 3″ x 3″ x 6″.
- Finishes available: Gun Metal Gray (GMG) and Wrought Iron (WI).

Modifications Are Not Available

Description	Model	Price
9″ INDUSTRIAL FOOT	**INDFOOT9GMG**	1165
	INDFOOT9WI	1165

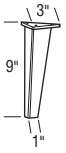

- 3″ x 3″ x 9″.
- Finishes available: Gun Metal Gray (GMG) and Wrought Iron (WI).

Modifications Are Not Available

Description	Model	Price
MID-CENTURY METAL FOOT, SHORT	**MCMFOOTSGMG**	1272
	MCMFOOTSWI	1272

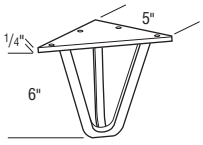

- 5″ x 5″ x 6″.
- Finishes available: Gun Metal Gray (GMG) and Wrought Iron (WI).

Modifications Are Not Available

Description	Model	Price
MID-CENTURY METAL FOOT, TALL	**MCMFOOTTGMG**	1379
	MCMFOOTTWI	1379

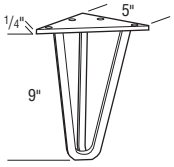

- 5″ x 5″ x 9″.
- Finishes available: Gun Metal Gray (GMG) and Wrought Iron (WI).

Modifications Are Not Available

Description	Model	Price

LEGS

REED LEG

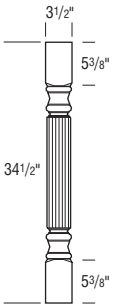

RDLEG 828

- 3 1/2″ diameter x 34 1/2″ high.
- Alder will be used for Rustic Alder.
- Oak will be used for Quartersawn Oak.
- Not available in Walnut.
- Glazes and/or Techniques available: F, P, TW, XTW, HW, XHW.

Custom Modification Options

F.ALL
✓

40.5″ HIGH REED LEG

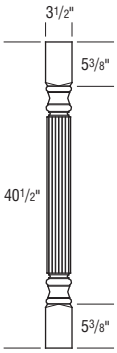

RDLEG40 1068

- 3 1/2″ diameter x 40 1/2″ high.
- Alder will be used for Rustic Alder.
- Not available in Quartersawn Oak or Walnut.
- Glazes and/or Techniques available: F, P, TW, XTW, HW, XHW.

Custom Modification Options

F.ALL
✓

SPOOL LEG, SMALL

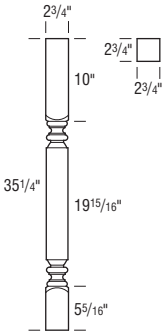

SPLEGS 624

- 2 3/4″ x 2 3/4″ x 35 1/4″.
- Alder will be used for Rustic Alder.
- Not available in Quartersawn Oak or Walnut.

Custom Modification Options

F.ALL
✓

Glazes and Techniques
F = Flooded (see page E•4.)
P = Penned (see page E•4.)
TW = Timeworn (see page E•4.)
XTW = Extra Timeworn (see page E•4.)
HW = Hewn (see page E•4.)
XHW = Extra Hewn (see page E•4.)

Description	Model	Price

SPOOL LEG



SPLEG 828

- 3 1/2″ wide x 34 1/2″ high.
- Alder will be used for Rustic Alder.
- Oak will be used for Quartersawn Oak.
- Not available in Walnut.
- Glazes and/or Techniques available: F, P, TW, XTW, HW, XHW.

Custom Modification Options

F.ALL
✓

40.5″ HIGH SPOOL LEG

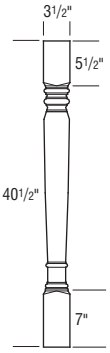

SPLEG40 1068

- 3 1/2″ diameter x 40 1/2″ high.
- Alder will be used for Rustic Alder.
- Not available in Quartersawn Oak or Walnut.
- Glazes and/or Techniques available: F, P, TW, XTW, HW, XHW.

Custom Modification Options

F.ALL
✓

KITCHEN ISLAND LEG

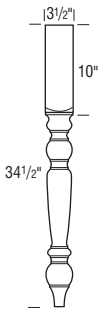

DISLLEG 936

- 3 1/2″ wide x 34 1/2″ high.
- Alder will be used for Rustic Alder.
- Oak will be used for Quartersawn Oak.
- Not available in Walnut.
- Glazes and/or Techniques available: F, P, TW, XTW, HW, XHW.

Custom Modification Options

F.ALL
✓

FLUTED ISLAND LEG

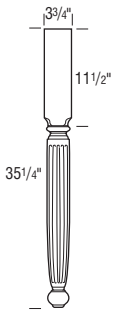

DISLEGFL 994

- 3 3/4″ wide x 35 1/4″ high.
- Alder will be used for Rustic Alder.
- Oak will be used for Quartersawn Oak.
- Not available in Walnut.
- Glazes and/or Techniques available: F, P, TW, XTW, HW, XHW.

Custom Modification Options

F.ALL
✓

Description	Model	Price

SQUARE ISLAND LEG

DISLEGSQ 994

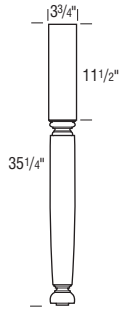

- 3 3/4″ wide x 35 1/4″ high.
- Alder will be used for Rustic Alder.
- Not available in Walnut.
- Glazes and/or Techniques available: F, P, TW, XTW, HW, XHW.

Custom Modification Options

F.ALL
✓

ROPE ISLAND LEG

DISLEGRP 994

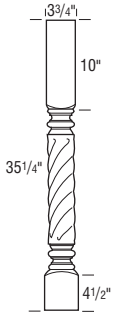

- 3 3/4″ wide x 35 1/4″ high.
- Alder will be used for Rustic Alder.
- Oak will be used for Quartersawn Oak.
- Not available in Walnut.
- Glazes and/or Techniques available: F, P, TW, XTW, HW, XHW.

Custom Modification Options

F.ALL
✓

MISSION LEG

DLEGMISSION 786

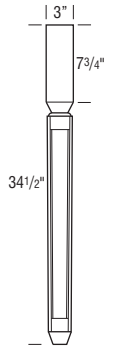

- 3″ wide x 34 1/2″ high.
- Alder will be used for Rustic Alder.
- Oak will be used for Quartersawn Oak.
- Not available in Walnut.
- Hand-carved.
- Glazes and/or Techniques available: F, P, TW, XTW, HW, XHW.

Custom Modification Options

F.ALL
✓

BAR LEG, 2-SIDED

2SBARLEG 1158

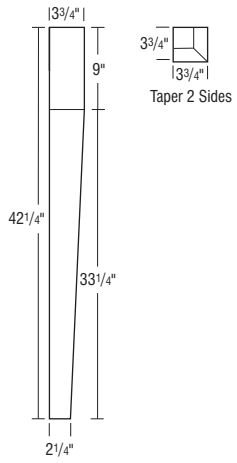

- 3 3/4″ wide x 42 1/4″ high.
- Alder will be used for Rustic Alder.
- Not available in Quartersawn Oak or Walnut.
- Glazes and/or Techniques available: F, TW, XTW, HW, XHW.

Custom Modification Options

F.ALL
✓

Description	Model	Price

BAR LEG, 4-SIDED

4SBARLEG 1293

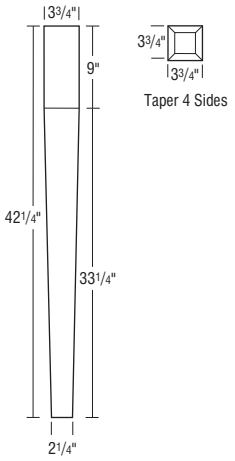

- 3 3/4″ wide x 42 1/4″ high.
- Alder will be used for Rustic Alder.
- Not available in Quartersawn Oak.
- Glazes and/or Techniques available: F, TW, XTW, HW, XHW.

Custom Modification Options

F.ALL
✓

BAR LEG, SQUARE, 2x2

SQBARLEG2 375

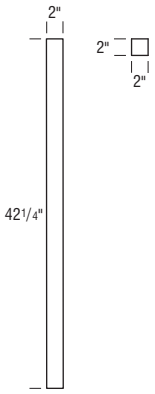

- 2″ x 2″ x 42 1/4″.
- Alder will be used for Rustic Alder.
- Not available in Quartersawn Oak.

Custom Modification Options

F.ALL
✓

BAR LEG, SQUARE, 3x3

SQBARLEG3 854

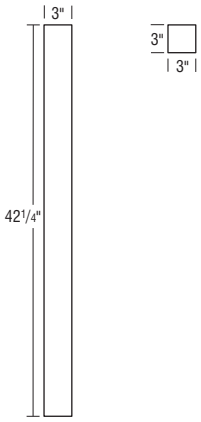

- 3″ wide x 3″ deep x 42 1/4″ high.
- Alder will be used for Rustic Alder.
- Glazes and/or Techniques available: F, TW, XTW, HW, XHW.

Custom Modification Options

F.ALL
✓

Glazes and Techniques
F = Flooded (see page E•4.)
P = Penned (see page E•4.)
TW = Timeworn (see page E•4.)
XTW = Extra Timeworn (see page E•4.)
HW = Hewn (see page E•4.)
XHW = Extra Hewn (see page E•4.)

Description	Model	Price
BAR LEG, SQUARE, 4x4	**SQBARLEG4**	984

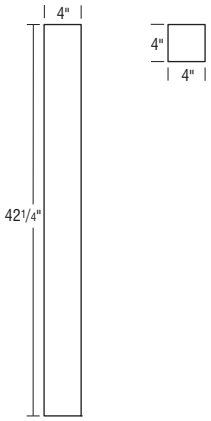

- 4″ wide x 4″ deep x 42 1/4″ high.
- Alder will be used for Rustic Alder.
- Glazes and/or Techniques available: F, TW, XTW, HW, XHW.

Custom Modification Options

F.ALL
✓

Description	Model	Price
BAR LEG, SQUARE, 5x5	**SQBARLEG5**	1166

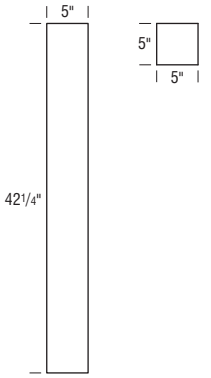

- 5″ x 5″ x 42 1/4″.
- Alder will be used for Rustic Alder.
- Not available in Quartersawn Oak or Walnut.

Custom Modification Options

F.ALL
✓

Description	Model	Price
BAR LEG, SQUARE, 6x6	**SQBARLEG6**	1362

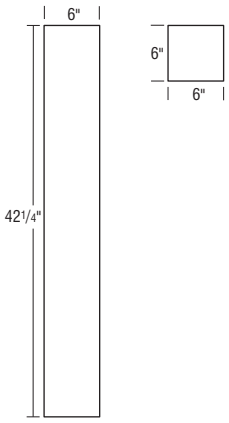

- 6″ wide x 6″ deep x 42 1/4″ high.
- Alder will be used for Rustic Alder.
- Not available in Walnut.
- Glazes and/or Techniques available: F, TW, XTW, HW, XHW.

Custom Modification Options

F.ALL
✓

Glazes and Techniques
F = Flooded (see page E•4.)
P = Penned (see page E•4.)
TW = Timeworn (see page E•4.)
XTW = Extra Timeworn (see page E•4.)
HW = Hewn (see page E•4.)
XHW = Extra Hewn (see page E•4.)

Description	Model	Price
ISLAND LEG, 2-SIDED	**2SISLLEG**	1067

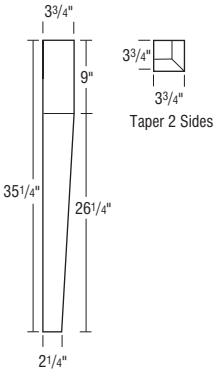

- 3 3/4″ wide x 35 1/4″ high.
- Alder will be used for Rustic Alder.
- Not available in Quartersawn Oak or Walnut.
- Glazes and/or Techniques available: F, TW, XTW, HW, XHW.

Custom Modification Options

F.ALL
✓

Description	Model	Price
ISLAND LEG, 4-SIDED	**4SISLLEG**	1199

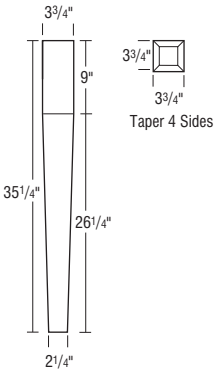

- 3 3/4″ wide x 35 1/4″ high.
- Alder will be used for Rustic Alder.
- Not available in Quartersawn Oak.
- Glazes and/or Techniques available: F, TW, XTW, HW, XHW.

Custom Modification Options

F.ALL
✓

Description	Model	Price
ISLAND LEG, SQUARE, 2x2	**SQISLLEG2**	300

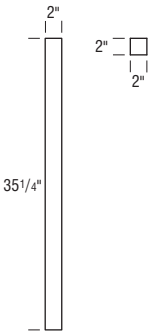

- 2″ x 2″ x 35 1/4″.
- Alder will be used for Rustic Alder.
- Not available in Quartersawn Oak.

Custom Modification Options

F.ALL
✓

Description	Model	Price
ISLAND LEG, SQUARE, 3x3	**SQISLLEG3**	758

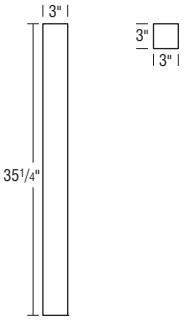

- 3″ wide x 3″ deep x 35 1/4″ high.
- Alder will be used for Rustic Alder.
- Glazes and/or Techniques available: F, TW, XTW, HW, XHW.

Custom Modification Options

F.ALL
✓

Description	Model	Price
ISLAND LEG, SQUARE, 4x4	**JSQISLLEG4**	871

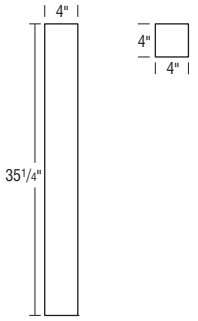

- 4″ wide x 4″ deep x 35 1/4″ high.
- Alder will be used for Rustic Alder.
- Glazes and/or Techniques available: F, TW, XTW, HW, XHW.

Custom Modification Options

F.ALL
✓

ISLAND LEG, SQUARE, 5x5	**SQISLLEG5**	1111

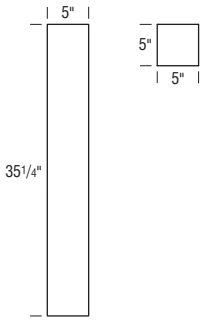

- 5″ x 5″ x 35 1/4″.
- Alder will be used for Rustic Alder.
- Not available in Quartersawn Oak or Walnut.

Custom Modification Options

F.ALL
✓

ISLAND LEG, SQUARE, 6x6	**JSQISLLEG6**	1181

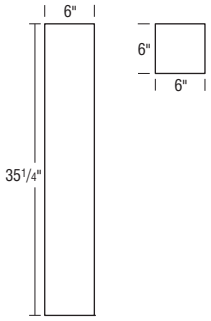

- 6″ wide x 6″ deep x 35 1/4″ high.
- Alder will be used for Rustic Alder.
- Not available in Walnut.
- Glazes and/or Techniques available: F, TW, XTW, HW, XHW.

Custom Modification Options

F.ALL
✓

MADELINE POST, LARGE	**MADELINEPOSTL**	3066

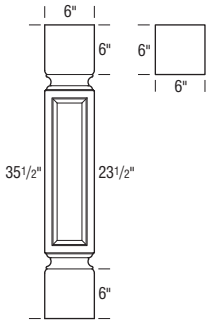

- 6″ x 6″ x 35 1/2″.
- Alder will be used for Rustic Alder.
- Not available in Quartersawn Oak or Walnut.

Custom Modification Options

F.ALL
✓

Description	Model	Price
ENGLISH COUNTRY LEG	**ENGCNTYLEG**	803

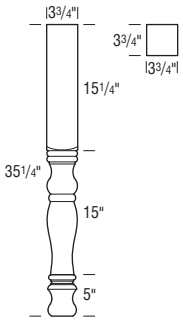

- 3 3/4″ x 3 3/4″ x 35 1/4″.
- Alder will be used for Rustic Alder.
- Not available in Quartersawn Oak or Walnut.

Custom Modification Options

F.ALL
✓

ENGLISH COUNTRY LEG, TALL	**ENGCNTYLEGT**	908

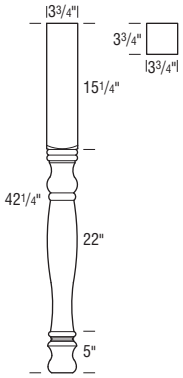

- 3 3/4″ x 3 3/4″ x 42 1/4″.
- Alder will be used for Rustic Alder.
- Not available in Quartersawn Oak or Walnut.

Custom Modification Options

F.ALL
✓

ENGLISH COUNTRY LEG, ISLAND	**ENGCNTYLEGISL**	774

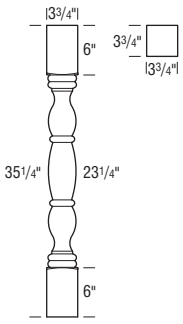

- 3 3/4″ x 3 3/4″ x 35 1/4″.
- Alder will be used for Rustic Alder.
- Not available in Quartersawn Oak or Walnut.

Custom Modification Options

F.ALL
✓

Glazes and Techniques
F = Flooded (see page E•4.)
P = Penned (see page E•4.)
TW = Timeworn (see page E•4.)
XTW = Extra Timeworn (see page E•4.)
HW = Hewn (see page E•4.)
XHW = Extra Hewn (see page E•4.)

Description	Model	Price

ESTATE LEG

ESTATELEG 822

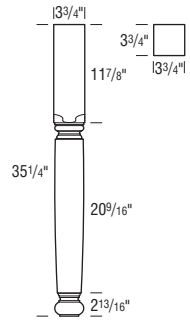

- 3 3/4″ x 3 3/4″ x 35 1/4″.
- Alder will be used for Rustic Alder.
- Not available in Quartersawn Oak or Walnut.

Custom Modification Options

F.ALL
✓

ESTATE LEG, LARGE

ESTATELEGL 1613

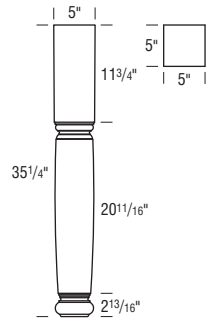

- 5″ x 5″ x 35 1/4″.
- Alder will be used for Rustic Alder.
- Not available in Quartersawn Oak or Walnut.

Custom Modification Options

F.ALL
✓

ESTATE LEG, TALL

ESTATELEGT 990

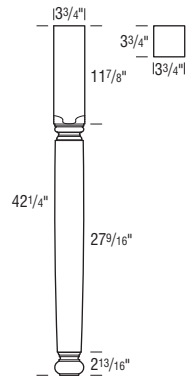

- 3 3/4″ x 3 3/4″ x 42 1/4″.
- Alder will be used for Rustic Alder.
- Not available in Quartersawn Oak or Walnut.

Custom Modification Options

F.ALL
✓

ESTATE FLUTE LEG, TALL

ESTATEFLUTELEGT 1127

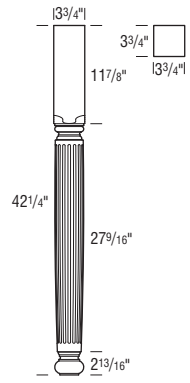

- 3 3/4″ x 3 3/4″ x 42 1/4″.
- Alder will be used for Rustic Alder.
- Not available in Quartersawn Oak or Walnut.

Custom Modification Options

F.ALL
✓

Description	Model	Price

ESTATE LEG, SQUARE

ESTATELEGS 736

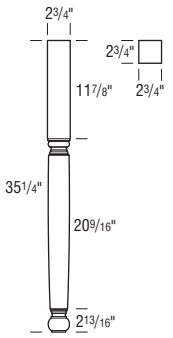

- 2 3/4″ x 2 3/4″ x 35 1/4″.
- Alder will be used for Rustic Alder.
- Not available in Quartersawn Oak or Walnut.

Custom Modification Options

F.ALL
✓

FRENCH COUNTRY LEG, DOUBLE SQUARE

FRNCNTYLEG 865

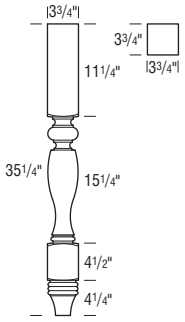

- 3 3/4″ x 3 3/4″ x 35 1/4″.
- Alder will be used for Rustic Alder.
- Not available in Quartersawn Oak or Walnut.

Custom Modification Options

F.ALL
✓

FRENCH COUNTRY LEG, LARGE, DOUBLE SQUARE

FRNCNTYLEGL 1340

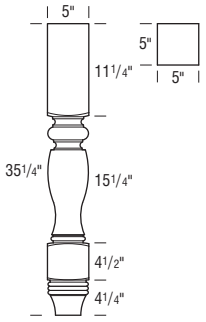

- 5″ x 5″ x 35 1/4″.
- Alder will be used for Rustic Alder.
- Not available in Quartersawn Oak or Walnut.

Custom Modification Options

F.ALL
✓

FRENCH COUNTRY LEG, SINGLE SQUARE

FRNCNTYLEG2 892

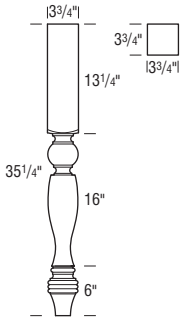

- 3 3/4″ x 3 3/4″ x 35 1/4″.
- Alder will be used for Rustic Alder.
- Not available in Quartersawn Oak or Walnut.

Custom Modification Options

F.ALL
✓

Description	Model	Price
FRENCH COUNTRY LEG, LARGE, SINGLE SQUARE	**FRNCNTYLEGL2**	1486

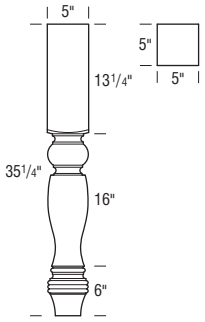

- 5″ x 5″ x 35 1/4″.
- Alder will be used for Rustic Alder.
- Not available in Quartersawn Oak or Walnut.

Custom Modification Options

F.ALL
✓

Description	Model	Price
FRENCH COUNTRY REEDED LEG, SINGLE SQUARE	**FRNCNTYRDLEG2**	950

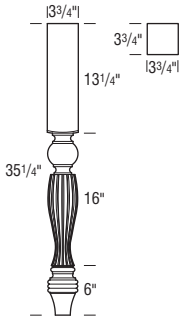

- 3 3/4″ x 3 3/4″ x 35 1/4″.
- Alder will be used for Rustic Alder.
- Not available in Quartersawn Oak or Walnut.

Custom Modification Options

F.ALL
✓

Description	Model	Price
FRENCH COUNTRY SQUARE LEG	**FRNCNTYSQLEG**	946

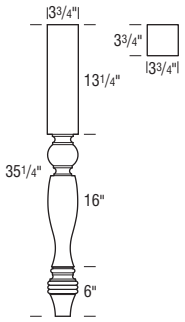

- 3 3/4″ x 3 3/4″ x 35 1/4″.
- Alder will be used for Rustic Alder.
- Not available in Quartersawn Oak or Walnut.

Custom Modification Options

F.ALL
✓

Description	Model	Price
FRENCH COUNTRY SQUARE LEG, ROUTED	**FRNCNTYSQLEGR**	1630

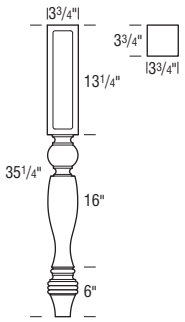

- 3 3/4″ x 3 3/4″ x 35 1/4″.
- Alder will be used for Rustic Alder.
- Not available in Quartersawn Oak or Walnut.

Custom Modification Options

F.ALL
✓

Description	Model	Price
FRENCH COUNTRY LEG, TALL, SINGLE SQUARE	**FRNCNTYLEG2T**	1015

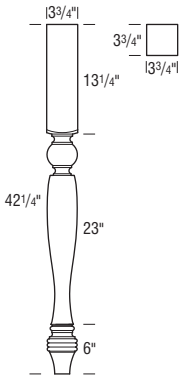

- 3 3/4″ x 3 3/4″ x 42 1/4″.
- Alder will be used for Rustic Alder.
- Not available in Quartersawn Oak or Walnut.

Custom Modification Options

F.ALL
✓

Description	Model	Price
FRENCH COUNTRY REEDED LEG, TALL, SINGLE SQUARE	**FRNCNTYRDLEG2T**	1150

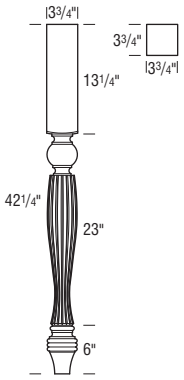

- 3 3/4″ x 3 3/4″ x 42 1/4″.
- Alder will be used for Rustic Alder.
- Not available in Quartersawn Oak or Walnut.

Custom Modification Options

F.ALL
✓

Description	Model	Price
KENSINGTON LEG	**KENSINGLEG**	622

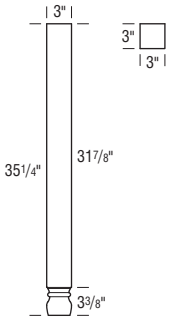

- 1 15/32″ x 3″ x 35 1/4″.
- Alder will be used for Rustic Alder.
- Not available in Quartersawn Oak or Walnut.

Custom Modification Options

F.ALL
✓

Description	Model	Price

QUEEN ANNE LEG

FRNLG 208

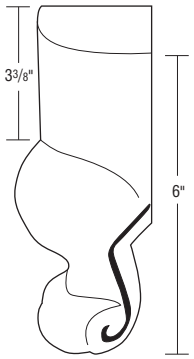

- 2″ wide x 6″ high.
- Alder will be used for Rustic Alder.
- Not available in Quartersawn Oak or Walnut.
- Glazes and/or Techniques available: F, P, HW, XHW.

Custom Modification Options

F.ALL
✓

QUEEN ANNE CORNER LEG

QACRNRLEG 705

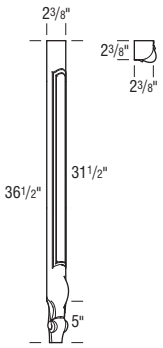

- 2 3/8″ x 2 3/8″ x 36 1/2″.
- Alder will be used for Rustic Alder.
- Not available in Quartersawn Oak or Walnut.

Custom Modification Options

F.ALL
✓

QUEEN ANNE CORNER ACANTHUS LEG

QACRNRACALEG 770

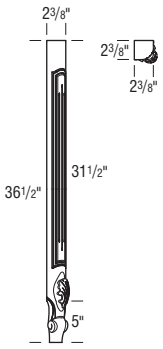

- 2 3/8″ x 2 3/8″ x 36 1/2″.
- Alder will be used for Rustic Alder.
- Not available in Quartersawn Oak or Walnut.

Custom Modification Options

F.ALL
✓

Glazes and Techniques
F = Flooded (see page E•4.)
P = Penned (see page E•4.)
TW = Timeworn (see page E•4.)
XTW = Extra Timeworn (see page E•4.)
HW = Hewn (see page E•4.)
XHW = Extra Hewn (see page E•4.)

Description	Model	Price

QUEEN ANNE CORNER FLUTED LEG

QACRNRFLUTLEG 702

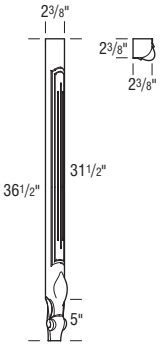

- 2 3/8″ x 2 3/8″ x 36 1/2″.
- Alder will be used for Rustic Alder.
- Not available in Quartersawn Oak or Walnut.

Custom Modification Options

F.ALL
✓

ROPE LEG, SMALL

ROPELEGS 779

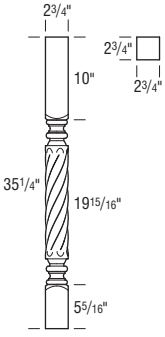

- 2 3/4″ x 2 3/4″ x 35 1/4″.
- Alder will be used for Rustic Alder.
- Not available in Quartersawn Oak or Walnut.

Custom Modification Options

F.ALL
✓

ROPE LEG, LARGE

ROPELEGL 1523

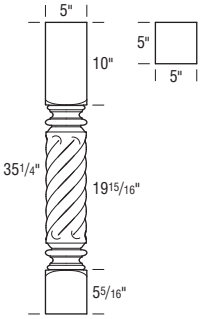

- 5″ x 5″ x 35 1/4″.
- Alder will be used for Rustic Alder.
- Not available in Quartersawn Oak or Walnut.

Custom Modification Options

F.ALL
✓

ROPE LEG, QUARTERED

ROPELEGQTR 483

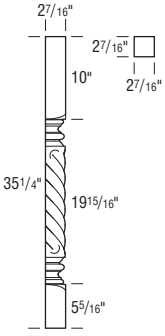

- 2 7/16″ x 2 7/16″ x 35 1/4″.
- Alder will be used for Rustic Alder.
- Not available in Quartersawn Oak or Walnut.

Custom Modification Options

F.ALL
✓

Description	Model	Price
FLUTE LEG, SMALL	**FLUTELEGS**	710

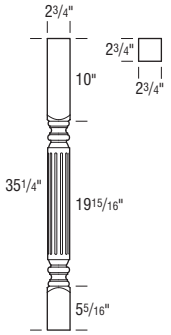

- 2 3/4″ x 2 3/4″ x 35 1/4″.
- Alder will be used for Rustic Alder.
- Not available in Quartersawn Oak or Walnut.

Custom Modification Options

F.ALL
✓

Description	Model	Price
FLUTE LEG, LARGE	**FLUTELEGL**	1491

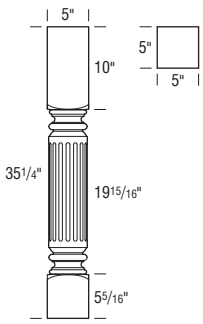

- 5″ x 5″ x 35 1/4″.
- Alder will be used for Rustic Alder.
- Not available in Quartersawn Oak or Walnut.

Custom Modification Options

F.ALL
✓

Description	Model	Price
FLUTE LEG, QUARTERED	**FLUTELEGQTR**	485

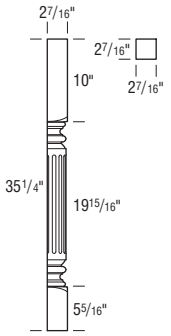

- 2 1/2″ x 2 1/2″ x 35 1/4″.
- Alder will be used for Rustic Alder.
- Not available in Quartersawn Oak or Walnut.

Custom Modification Options

F.ALL
✓

Description	Model	Price
ACANTHUS LEG, LARGE	**ACANTHUSLEGL**	2945

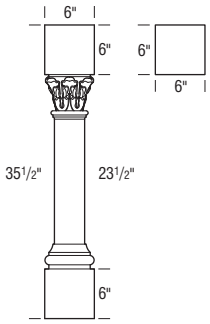

- 6″ x 6″ x 35 1/2″.
- Alder will be used for Rustic Alder.
- Not available in Quartersawn Oak or Walnut.

Custom Modification Options

F.ALL
✓

Description	Model	Price
ACANTHUS LEG	**ACANTHUSLEG**	1197

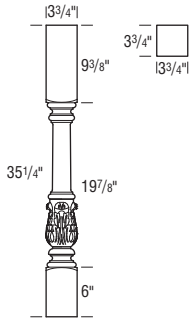

- 3 3/4″ x 3 3/4″ x 35 1/4″.
- Alder will be used for Rustic Alder.
- Not available in Quartersawn Oak or Walnut.

Custom Modification Options

F.ALL
✓

Description	Model	Price
GAELIC LEG, LARGE	**GAELICLEGL**	2049

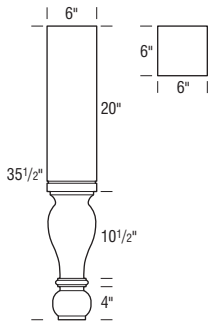

- 6″ x 6″ x 35 1/2″.
- Alder will be used for Rustic Alder.
- Not available in Quartersawn Oak or Walnut.

Custom Modification Options

F.ALL
✓

Description	Model	Price
GAELIC LEG, LARGE, ROUTED	**GAELICLEGLR**	2957

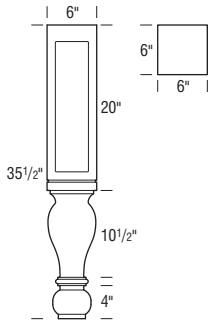

- 6″ x 6″ x 35 1/2″.
- Alder will be used for Rustic Alder.
- Not available in Quartersawn Oak or Walnut.

Custom Modification Options

F.ALL
✓

Description	Model	Price
APEX LEG	**APEXLEG**	1509

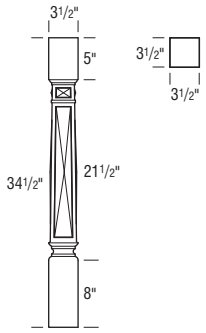

- 3 1/2″ x 3 1/2″ x 34 1/2″.
- Alder will be used for Rustic Alder.
- Not available in Quartersawn Oak or Walnut.

Custom Modification Options

F.ALL
✓

Description	Model	Price
APEX LEG, TALL	**APEXLEGT**	1682

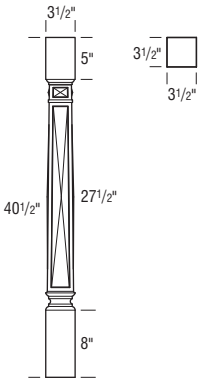

- 3 1/2″ x 3 1/2″ x 40 1/2″.
- Alder will be used for Rustic Alder.
- Not available in Quartersawn Oak or Walnut.

Custom Modification Options

F.ALL
✓

Description	Model	Price
PACIFIC RIM LEG	**PRLEG**	3298

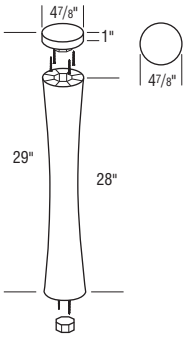

- 4 7/8″ x 29″.
- Alder will be used for Rustic Alder.
- Oak will be used for Quartersawn Oak.
- Not available in Walnut.

Custom Modification Options

F.ALL
✓

Description	Model	Price
MID-CENTURY TABLE LEG	**MCLEG**	3321

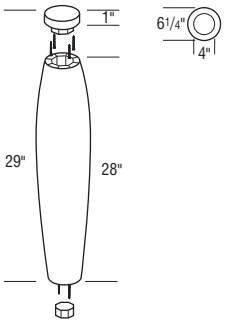

- 6 1/4″ x 29″.
- Alder will be used for Rustic Alder.
- Oak will be used for Quartersawn Oak.
- Not available in Walnut.

Custom Modification Options

F.ALL
✓

Description	Model	Price
3″ x 35 1/4″ SQUARE LEG with SLEEVE	**3SQLEGALS-35**	1390
	3SQLEGWIS-35	1415

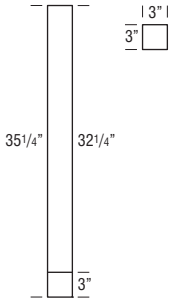

- 3″ x 3″ x 35 1/4″.
- Alder will be used for Rustic Alder.
- Oak will be used for Quartersawn Oak.
- Not available in Walnut.
- Finishes available: Brushed Aluminum Sleeve (ALS) and Wrought Iron Sleeve (WIS).

Custom Modification Options

F.ALL
✓

Description	Model	Price
3″ x 42 1/2″ SQUARE LEG with SLEEVE	**3SQLEGALS-42**	1555
	3SQLEGWIS-42	1580

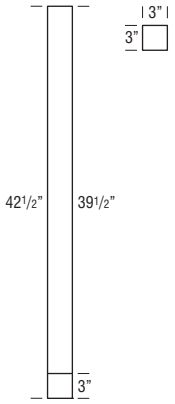

- 3″ x 3″ x 42 1/2″.
- Alder will be used for Rustic Alder.
- Oak will be used for Quartersawn Oak.
- Not available in Walnut.
- Finishes available: Brushed Aluminum Sleeve (ALS) and Wrought Iron Sleeve (WIS).

Custom Modification Options

F.ALL
✓

Description	Model	Price
4″ x 35 1/4″ SQUARE LEG with SLEEVE	**4SQLEGALS-35**	1566
	4SQLEGWIS-35	1591

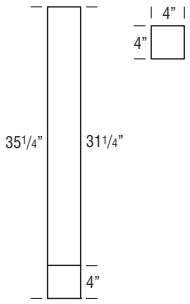

- 4″ x 4″ x 35 1/4″.
- Alder will be used for Rustic Alder.
- Oak will be used for Quartersawn Oak.
- Not available in Walnut.
- Finishes available: Brushed Aluminum Sleeve (ALS) and Wrought Iron Sleeve (WIS).

Custom Modification Options

F.ALL
✓

Description	Model	Price
4″ x 42 1/2″ SQUARE LEG with SLEEVE	**4SQLEGALS-42**	1754
	4SQLEGWIS-42	1779

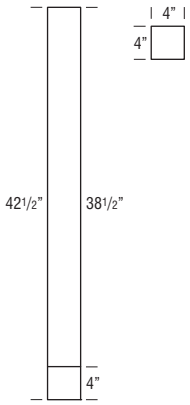

- 4″ x 4″ x 42 1/2″.
- Alder will be used for Rustic Alder.
- Oak will be used for Quartersawn Oak.
- Not available in Walnut.
- Finishes available: Brushed Aluminum Sleeve (ALS) and Wrought Iron Sleeve (WIS).

Custom Modification Options

F.ALL
✓

Description	Model	Price
5″ x 35 1/4″ SQUARE LEG with SLEEVE	**5SQLEGALS-35**	1861
	5SQLEGWIS-35	1886

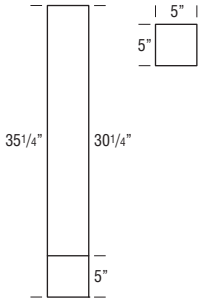

- 5″ x 5″ x 35 1/4″.
- Alder will be used for Rustic Alder.
- Oak will be used for Quartersawn Oak.
- Not available in Walnut.
- Finishes available: Brushed Aluminum Sleeve (ALS) and Wrought Iron Sleeve (WIS).

Custom Modification Options

F.ALL
✓

Description	Model	Price
5″ x 42 1/2″ SQUARE LEG with SLEEVE	**5SQLEGALS-42**	1993
	5SQLEGWIS-42	2017

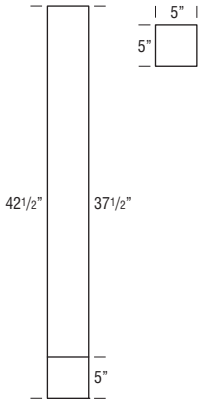

- 5″ x 5″ x 42 1/2″.
- Alder will be used for Rustic Alder.
- Oak will be used for Quartersawn Oak.
- Not available in Walnut.
- Finishes available: Brushed Aluminum Sleeve (ALS) and Wrought Iron Sleeve (WIS).

Custom Modification Options

F.ALL
✓

PEDESTALS & BASES

Description	Model	Price
4″ LEXINGTON TABLE PEDESTAL KIT	**LEXTBLKIT4**	5110

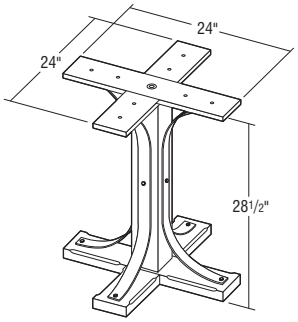

- 24″ x 28 1/2″.
- Alder will be used for Rustic Alder.
- Not available in Quartersawn Oak or Walnut.
- Kit comes unassembled.
- Metal components are black matte sheen with matching hardware.

Custom Modification Options

F.ALL
✓

Description	Model	Price
4″ LEXINGTON ISLAND PEDESTAL KIT	**LEXISLKIT4**	5386

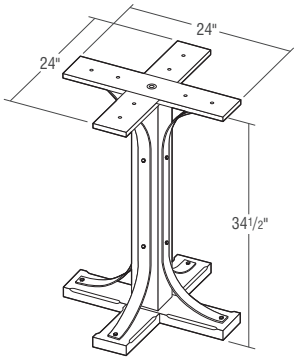

- 24″ x 34 1/2″.
- Alder will be used for Rustic Alder.
- Not available in Quartersawn Oak or Walnut.
- Kit comes unassembled.
- Metal components are black matte sheen with matching hardware.

Custom Modification Options

F.ALL
✓

Description	Model	Price

CHARLESTON PEDESTAL, 29 1/2″

CHARLESESPED29 6768

- 12″ x 29 1/2″.
- Alder will be used for Rustic Alder.
- Not available in Quartersawn Oak or Walnut.
- Extended lead times may apply.

Custom Modification Options: F.ALL ✓

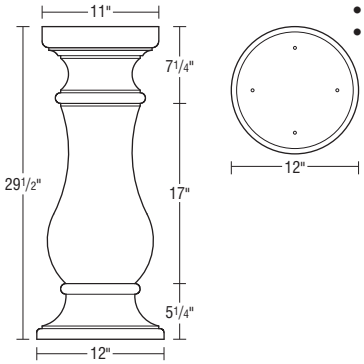

CHARLESTON PEDESTAL, 33 1/2″

CHARLESESPED33 7376

- 12″ x 33 1/2″.
- Alder will be used for Rustic Alder.
- Not available in Quartersawn Oak or Walnut.
- Extended lead times may apply.

Custom Modification Options: F.ALL ✓

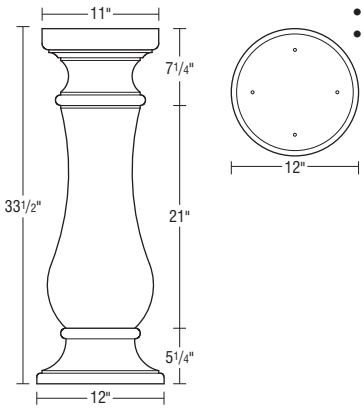

ROUND BASE, 12″ DIAMETER

ROUNDBASE12 629

- 1″ x 12″.
- Alder will be used for Rustic Alder.
- Not available in Quartersawn Oak or Walnut.

Custom Modification Options: F.ALL ✓

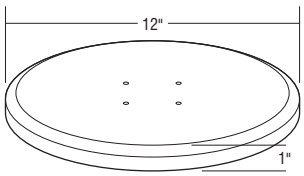

ROUND BASE, 24″ DIAMETER

ROUNDBASE24 1460

- 1″ x 24″.
- Alder will be used for Rustic Alder.
- Not available in Quartersawn Oak or Walnut.

Custom Modification Options: F.ALL ✓

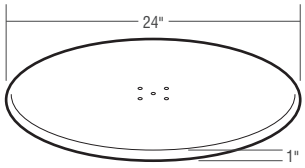

Description	Model	Price

COLUMNS

ENGLISH COUNTRY ISLAND COLUMN

ENGISLCOLUMN 1272

- 5″ x 5″ x 35 1/4″.
- Alder will be used for Rustic Alder.
- Not available in Quartersawn Oak or Walnut.

Custom Modification Options: F.ALL ✓

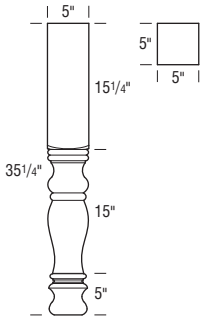

ENGLISH COUNTRY ISLAND QUARTERED COLUMN

ENGISLQTRCOL 418

- 2 7/16″ x 2 7/16″ x 35 1/4″.
- Alder will be used for Rustic Alder.
- Not available in Quartersawn Oak or Walnut.

Custom Modification Options: F.ALL ✓

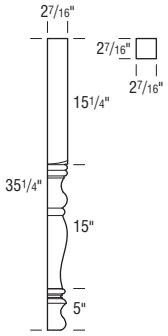

ENGLISH COUNTRY ISLAND COLUMN, DOUBLE SQUARE

ENGISLCOLUMN2 1358

- 5″ x 5″ x 35 1/4″.
- Alder will be used for Rustic Alder.
- Not available in Quartersawn Oak or Walnut.

Custom Modification Options: F.ALL ✓

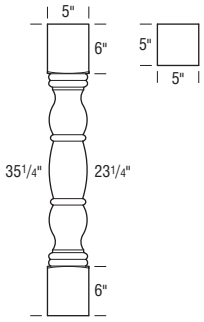

Description	Model	Price
ENGLISH COUNTRY ISLAND QUARTERED COLUMN, DOUBLE SQUARE	**ENGISLQTRCOL2**	442

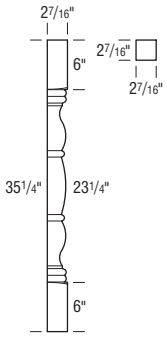

- 2 7/16″ x 2 7/16″ x 35 1/4″.
- Alder will be used for Rustic Alder.
- Not available in Quartersawn Oak or Walnut.

Custom Modification Options

F.ALL
✓

Description	Model	Price
METRO ISLAND COLUMN	**METISLCOLUMN**	1126

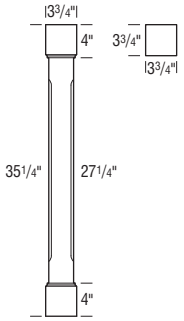

- 3 3/4″ x 3 3/4″ x 35 1/4″.
- Alder will be used for Rustic Alder.
- Not available in Quartersawn Oak or Walnut.

Custom Modification Options

F.ALL
✓

Description	Model	Price
METRO ISLAND COLUMN, SMALL	**METISLCOLUMNS**	682

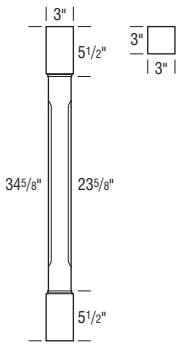

- 3″ x 3″ x 34 5/8″.
- Alder will be used for Rustic Alder.
- Not available in Walnut.

Custom Modification Options

F.ALL
✓

Description	Model	Price
METRO BAR COLUMN	**METBARCOLUMN**	754

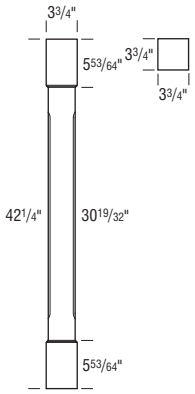

- 3 3/4″ x 3 3/4″ x 42 1/4″.
- Alder will be used for Rustic Alder.
- Not available in Walnut.

Custom Modification Options

F.ALL
✓

Description	Model	Price
BAROQUE COLUMN	**BARISLCOLUMN**	1210

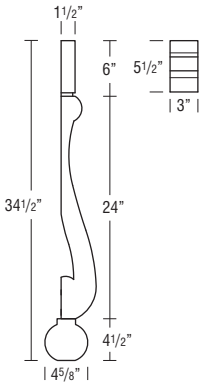

- 3″ x 5 1/2″ x 34 1/2″.
- Alder will be used for Rustic Alder.
- Not available in Quartersawn Oak or Walnut.

Custom Modification Options

F.ALL
✓

Description	Model	Price
PLAIN NOUVEAU ISLAND COLUMN	**NOULEG**	2436

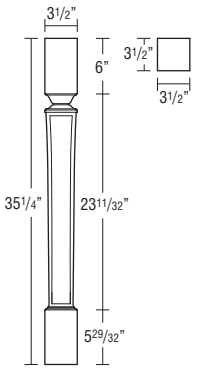

- 3 1/2″ x 3 1/2″ x 35 1/4″.
- Alder will be used for Rustic Alder.
- Not available in Quartersawn Oak or Walnut.
- Abbey Column Inserts available.
See page R•49.

Custom Modification Options

F.ALL
✓

Description	Model	Price
PLAIN NOUVEAU BAR COLUMN	**NOULEGT**	3898

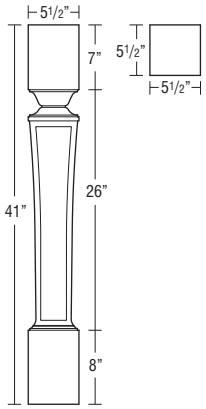

- 5 1/2″ x 5 1/2″ x 41″.
- Alder will be used for Rustic Alder.
- Not available in Quartersawn Oak or Walnut.
- Abbey Column Inserts available.
See page R•49.

Custom Modification Options

F.ALL
✓

Description	Model	Price
QUEEN ANNE BUFFET COLUMN	**QALEGT**	1054

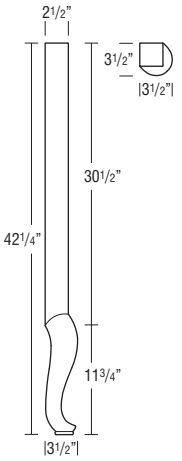

- 3 1/2" x 3 1/2" x 42 1/4".
- Alder will be used for Rustic Alder.
- Not available in Quartersawn Oak or Walnut.

Custom Modification Options

F.ALL
✓

WEAVED ISLAND COLUMN — **WEAVELEG** 1228

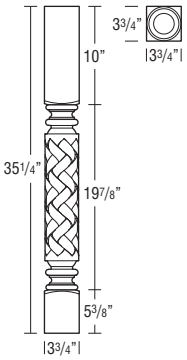

- 3 3/4" x 3 3/4" x 35 1/4".
- Alder will be used for Rustic Alder.
- Not available in Quartersawn Oak or Walnut.

Modifications Are Not Available

LARGE DIAMOND WEAVED ISLAND COLUMN — **WEAVELEGL** 1773

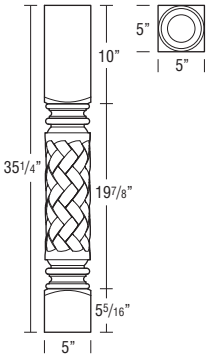

- 5" x 5" x 35 1/4".
- Alder will be used for Rustic Alder.
- Not available in Quartersawn Oak or Walnut.

Modifications Are Not Available

URBAN ISLAND COLUMN, COUNTER — **URBISLCOLUMNC** 900

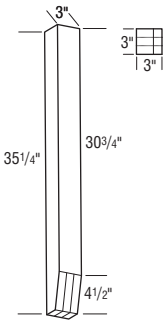

- 3" x 35 1/4".
- Alder will be used for Rustic Alder.
- Oak will be used for Quartersawn Oak.
- Not available in Walnut.

Custom Modification Options

F.ALL
✓

Description	Model	Price
URBAN ISLAND COLUMN, BAR	**URBISLCOLUMNB**	1042

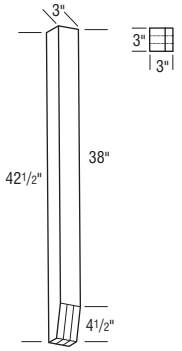

- 3" x 42 1/2".
- Alder will be used for Rustic Alder.
- Oak will be used for Quartersawn Oak.
- Not available in Walnut.

Custom Modification Options

F.ALL
✓

URBAN ISLAND COLUMN, DOUBLE BEVEL, COUNTER — **URBISLCOLUMNCD** 900

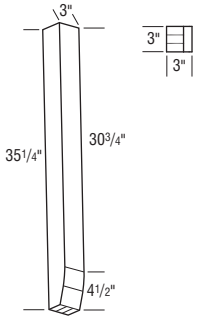

- 3" x 35 1/4".
- Alder will be used for Rustic Alder.
- Oak will be used for Quartersawn Oak.
- Not available in Walnut.

Custom Modification Options

F.ALL
✓

URBAN ISLAND COLUMN, DOUBLE BEVEL, BAR — **URBISLCOLUMNBD** 1042

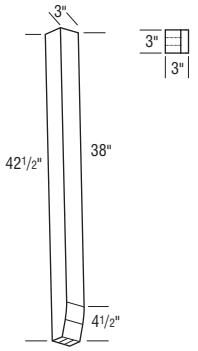

- 3" x 42 1/2".
- Alder will be used for Rustic Alder.
- Oak will be used for Quartersawn Oak.
- Not available in Walnut.

Custom Modification Options

F.ALL
✓

2 1/2" PACIFIC RIM ISLAND COLUMN — **PRISLCOLUMN3** 1035

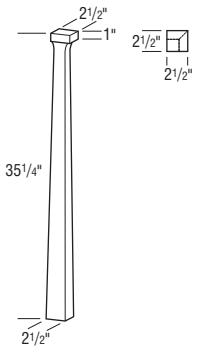

- 2 1/2" x 35 1/4".
- Alder will be used for Rustic Alder.
- Oak will be used for Quartersawn Oak.
- Not available in Walnut.

Custom Modification Options

F.ALL
✓

Description	Model	Price
3 3/4″ PACIFIC RIM ISLAND COLUMN	**PRISLCOLUMN4**	1479

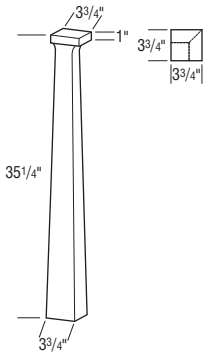

- 3 3/4″ x 35 1/4″.
- Alder will be used for Rustic Alder.
- Oak will be used for Quartersawn Oak.
- Not available in Walnut.

Custom Modification Options

F.ALL
✓

PACIFIC RIM ISLAND COLUMN	**PRISLCOLUMN**	1685

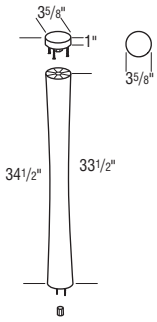

- 3 5/8″ x 34 1/2″.
- Alder will be used for Rustic Alder.
- Oak will be used for Quartersawn Oak.
- Not available in Walnut.

Custom Modification Options

F.ALL
✓

34 1/2″ PACIFIC RIM CREATE A COLUMN	**PRCCOLUMN35**	1131

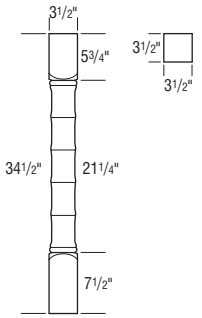

- 3 1/2″ x 34 1/2″.
- Alder will be used for Rustic Alder.
- Oak will be used for Quartersawn Oak.
- Not available in Walnut.

Custom Modification Options

F.ALL
✓

MID-CENTURY ISLAND COLUMN	**MCISLCOLUMN**	1019

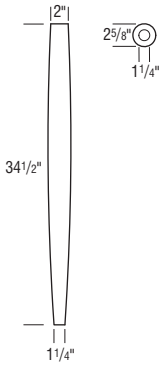

- 2 5/8″ x 34 1/2″.
- Alder will be used for Rustic Alder.
- Oak will be used for Quartersawn Oak.
- Not available in Walnut.

Custom Modification Options

F.ALL
✓

Description	Model	Price
NOTCHED MID-CENTURY ISLAND COLUMN	**NMCILSCOLUMN**	1623

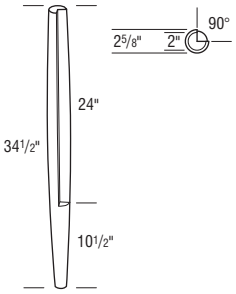

- 2 5/8″ x 34 1/2″.
- Alder will be used for Rustic Alder.
- Oak will be used for Quartersawn Oak.
- Not available in Walnut.

Custom Modification Options

F.ALL
✓

MID-CENTURY VANITY COLUMN	**MCVANCOLUMN**	725

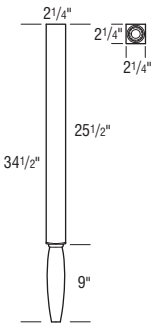

- 2 1/4″ x 34 1/2″.
- Alder will be used for Rustic Alder.
- Oak will be used for Quartersawn Oak.
- Not available in Walnut.

Custom Modification Options

F.ALL
✓

NOTCHED MID-CENTURY VANITY COLUMN	**NMCVANCOLUMN**	1603

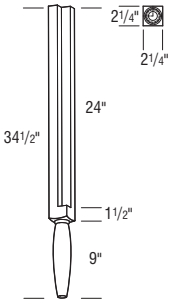

- 2 1/4″ x 34 1/2″.
- Alder will be used for Rustic Alder.
- Oak will be used for Quartersawn Oak.
- Not available in Walnut.

Custom Modification Options

F.ALL
✓

CHARLESTON BEAD COLUMN with FOOT	**WFOOTCHARLESTON**	837

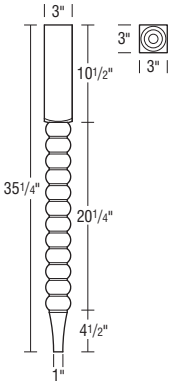

- 3″ x 3″ x 35 1/4″.
- Alder will be used for Rustic Alder.
- Not available in Quartersawn Oak or Walnut.

Custom Modification Options

F.ALL
✓

Description	Model	Price
CHARLESTON BEAD COLUMN, DOUBLE SQUARE	**DBLSQCHARLESTON**	837

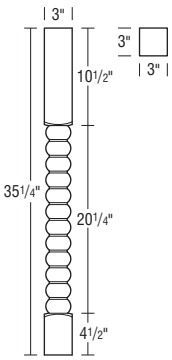

- 3″ x 3″ x 35 1/4″.
- Alder will be used for Rustic Alder.
- Not available in Quartersawn Oak or Walnut.

Custom Modification Options

F.ALL
✓

Description	Model	Price
SUMTER ISLAND COLUMN, DOUBLE SQUARE	**DBLSQSUMTER5**	2099

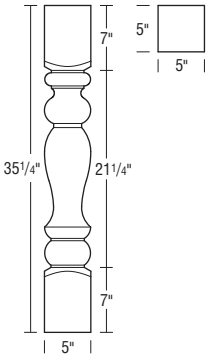

- 5″ x 5″ x 35 1/4″.
- Alder will be used for Rustic Alder.
- Not available in Quartersawn Oak or Walnut.

Custom Modification Options

F.ALL
✓

Description	Model	Price
SUMTER TABLE COLUMN, DOUBLE SQUARE	**DBLSQTBL5**	2045

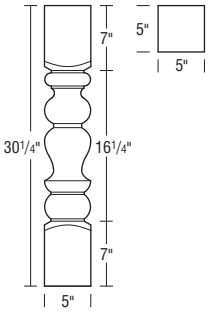

- 5″ x 5″ x 30 1/4″.
- Alder will be used for Rustic Alder.
- Not available in Quartersawn Oak or Walnut.

Custom Modification Options

F.ALL
✓

Description	Model	Price
CONTEMPORARY CAP for 3″ COLUMN	**CONCAP-3**	402

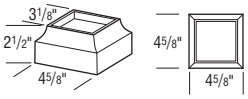

- 2 1/2″ x 4 5/8″ x 4 5/8″.
- Alder will be used for Rustic Alder.
- Oak will be used for Quartersawn Oak.
- Not available in Walnut.

Custom Modification Options

F.ALL
✓

Description	Model	Price
CONTEMPORARY CAP for 4″ COLUMN	**CONCAP-4**	423

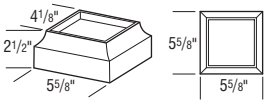

- 2 1/2″ x 5 5/8″ x 5 5/8″.
- Alder will be used for Rustic Alder.
- Oak will be used for Quartersawn Oak.
- Not available in Walnut.

Custom Modification Options

F.ALL
✓

Description	Model	Price
CONTEMPORARY CAP for 5″ COLUMN	**CONCAP-5**	515

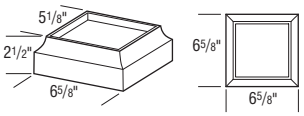

- 2 1/2″ x 6 5/8″ x 6 5/8″.
- Alder will be used for Rustic Alder.
- Oak will be used for Quartersawn Oak.
- Not available in Walnut.

Custom Modification Options

F.ALL
✓

Description	Model	Price
CONTEMPORARY CAP for 6″ COLUMN	**CONCAP-6**	538

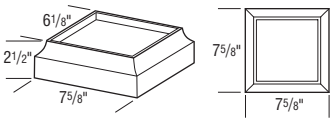

- 2 1/2″ x 7 5/8″ x 7 5/8″.
- Alder will be used for Rustic Alder.
- Oak will be used for Quartersawn Oak.
- Not available in Walnut.

Custom Modification Options

F.ALL
✓

Description	Model	Price
ABBEY COLUMN INSERT - ISLAND	**ABBEYCOLINSWI** • Wrought Iron	547

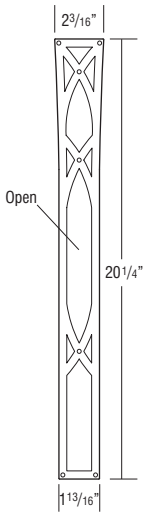

- 1/8″ x 2 3/16″ x 20 1/4″.
- Must be used as an insert for Plain Nouveau Island Column (NOULEG).
- No Finish Techniques available.

Custom Modification Options

F.ALL
✓

Description	Model	Price
ABBEY COLUMN INSERT - BAR	**ABBEYCOLINSTWI** • Wrought Iron	573

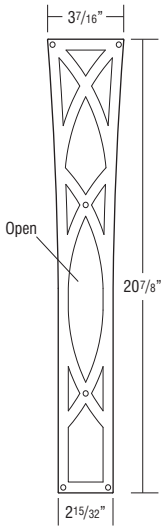

- 1/8″ x 3 7/16″ x 20 7/8″.
- Must be used as an insert for Plain Nouveau Bar Column (NOULEGT).
- No Finish Techniques available.

Custom Modification Options

F.ALL
✓

Description	Model	Price
X-END PANELS		
3″ x 25″ X-END PANEL	**XEND325**	6335

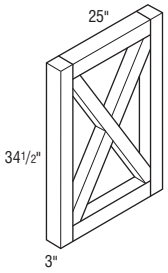

- 3″ x 25″ x 34 1/2″.
- Alder will be used for Rustic Alder.
- Not available in Quartersawn Oak or Walnut.
- When applying the X-end panel to the side of a cabinet, you will want to make sure that you either skin the side of the cabinet or order as a flush finished side as the panel has openings in it.
- The panel is designed to sit out flush with the door on an adjacent cabinet.
- If using a square outside profile on a door cabinet next to the panel, you may want to consider modifying the cabinet to have a wide or extended stile to prevent binding.
- All sides finished.
- Extended lead times may apply.

Modifications Are Not Available

Description	Model	Price
3″ x 36″ X-END PANEL	**XEND336**	6960

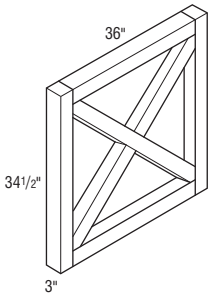

- 3″ x 36″ x 34 1/2″.
- Alder will be used for Rustic Alder.
- Not available in Quartersawn Oak or Walnut.
- When applying the X-end panel to the side of a cabinet, you will want to make sure that you either skin the side of the cabinet or order as a flush finished side as the panel has openings in it.
- The panel is designed to sit out flush with the door on an adjacent cabinet.
- If using a square outside profile on a door cabinet next to the panel, you may want to consider modifying the cabinet to have a wide or extended stile to prevent binding.
- All sides finished.
- Extended lead times may apply.

Modifications Are Not Available

Description	Model	Price
1 1/2″ x 25″ X-END PANEL	**XEND125**	4552

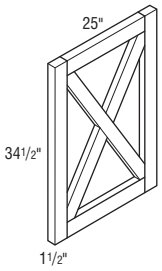

- 1 1/2″ x 25″ x 34 1/2″.
- Alder will be used for Rustic Alder.
- Not available in Quartersawn Oak or Walnut.
- When applying the X-end panel to the side of a cabinet, you will want to make sure that you either skin the side of the cabinet or order as a flush finished side as the panel has openings in it.
- The panel is designed to sit out flush with the door on an adjacent cabinet.
- If using a square outside profile on a door cabinet next to the panel, you may want to consider modifying the cabinet to have a wide or extended stile to prevent binding.
- All sides finished.
- Extended lead times may apply.

Modifications Are Not Available

1 1/2″ x 36″ X-END PANEL	**XEND136**	5057

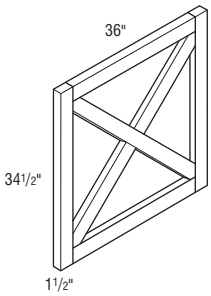

- 1 1/2″ x 36″ x 34 1/2″.
- Alder will be used for Rustic Alder.
- Not available in Quartersawn Oak or Walnut.
- When applying the X-end panel to the side of a cabinet, you will want to make sure that you either skin the side of the cabinet or order as a flush finished side as the panel has openings in it.
- The panel is designed to sit out flush with the door on an adjacent cabinet.
- If using a square outside profile on a door cabinet next to the panel, you may want to consider modifying the cabinet to have a wide or extended stile to prevent binding.
- All sides finished.
- Extended lead times may apply.

Modifications Are Not Available

SWITCH PLATE COVERS

SINGLE SWITCH PLATE	**SSP**	171



- Alder will be used for Rustic Alder.
- Oak will be used for Quartersawn Oak.
- Not available in Walnut.
- Glazes and/or Techniques available: F, TW, XTW, HW, XHW.

Modifications Are Not Available

DOUBLE SWITCH PLATE	**DSP**	253

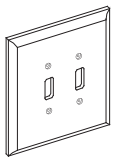

- Alder will be used for Rustic Alder.
- Oak will be used for Quartersawn Oak.
- Not available in Walnut.
- Glazes and/or Techniques available: F, TW, XTW, HW, XHW.

Modifications Are Not Available

ROCKER SWITCH PLATE

SINGLE ROCKER PLATE	**SRP**	171

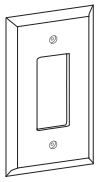

- Alder will be used for Rustic Alder.
- Not available in Walnut.
- Glazes and/or Techniques available: F, TW, XTW, HW, XHW.

Modifications Are Not Available

DOUBLE ROCKER PLATE	**DRP**	253

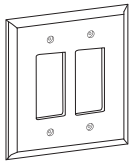

- Alder will be used for Rustic Alder.
- Not available in Walnut.
- Glazes and/or Techniques available: F, TW, XTW, HW, XHW.

Modifications Are Not Available

OUTLET COVERS

SINGLE OUTLET COVER	**SOC**	171

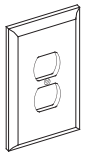

- Alder will be used for Rustic Alder.
- Oak will be used for Quartersawn Oak.
- Not available in Walnut.
- Glazes and/or Techniques available: F, TW, XTW, HW, XHW.

Modifications Are Not Available

DOUBLE OUTLET COVER	**DOC**	253

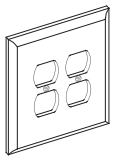

- Alder will be used for Rustic Alder.
- Oak will be used for Quartersawn Oak.
- Not available in Walnut.
- Glazes and/or Techniques available: F, TW, XTW, HW, XHW.

Modifications Are Not Available

Glazes and Techniques
F = Flooded (see page E•4.)
P = Penned (see page E•4.)
TW = Timeworn (see page E•4.)
XTW = Extra Timeworn (see page E•4.)
HW = Hewn (see page E•4.)
XHW = Extra Hewn (see page E•4.)

ABBEY COLLECTION

ABBEY COLUMN INSERT - ISLAND
R•49

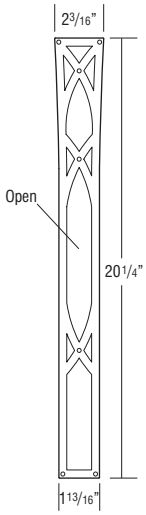

ABBEYCOLINSWI

ABBEY COLUMN INSERT - BAR
R•49

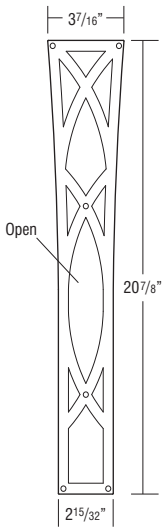

ABBEYCOLINSTWI

ABBEY CORBEL INSERT - LARGE
R•28

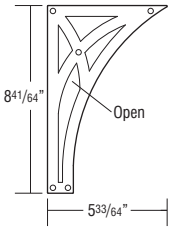

ABBEYCORINSLWI

ABBEY CORBEL INSERT - MEDIUM
R•28

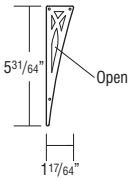

ABBEYCORINSMWI

ABBEY CORBEL INSERT - SMALL
R•28

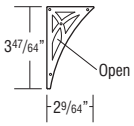

ABBEYCORINSSWI

ABBEY CROWN INSERT
R•7

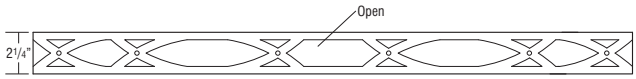

ABBEYINSWI

ABBEY LIGHT RAIL INSERT
R•7



ABBEYINSSWI

PLAIN NOUVEAU ISLAND COLUMN
R•45

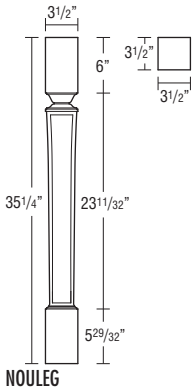

NOULEG

PLAIN NOUVEAU BAR COLUMN
R•45

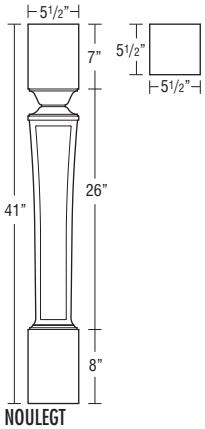

NOULEGT

PLAIN NOUVEAU LARGE CORBEL
R•27

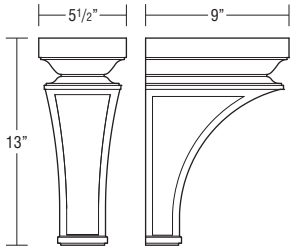

CORBELNOUL

PLAIN NOUVEAU MEDIUM CORBEL
R•28

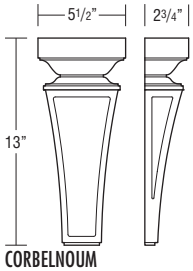

CORBELNOUM

PLAIN NOUVEAU SMALL CORBEL
R•28

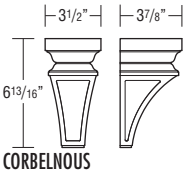

CORBELNOUS

ACANTHUS COLLECTION

ACANTHUS LEG, LARGE
R•41

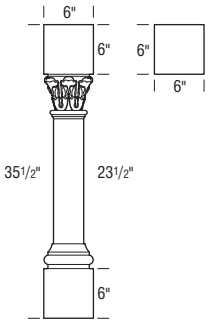

ACANTHUSLEGL

ACANTHUS LEG
R•41

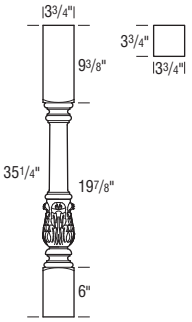

ACANTHUSLEG

10″ SMALL ACANTHUS CORBEL
R•27

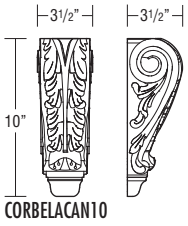

CORBELACAN10

14″ SMALL ACANTHUS CORBEL
R•27

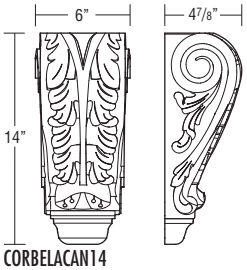

CORBELACAN14

5″ PETITE ACANTHUS CORBEL
R•27

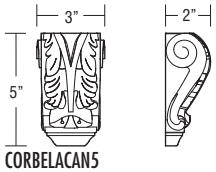

CORBELACAN5

ACANTHUS FOOT
R•30

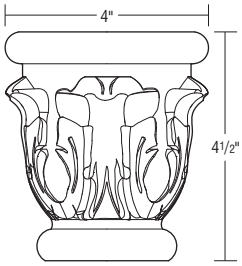

ACANFOOT

ACANTHUS ROSETTE
R•16



ROSETTEACA

3″ SPLIT TURNING ACANTHUS
R•17

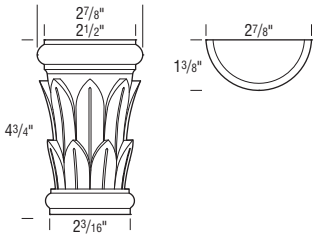

3SPTRINGACA

CELTIC COLLECTION

CELTIC BRACKET
R•24

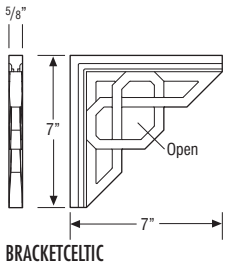

BRACKETCELTIC

7″ CELTIC CORBEL
R•26

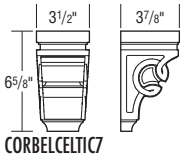

CORBELCELTIC7

10″ CELTIC CORBEL
R•26

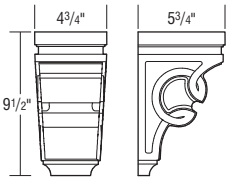

CORBELCELTIC10

14″ CELTIC CORBEL
R•26

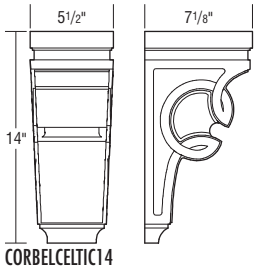

CORBELCELTIC14

CELTIC FOOT
R•30

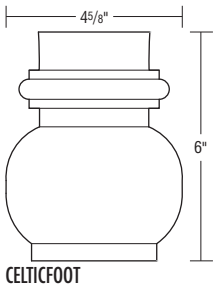

CELTICFOOT

CRAFTSMAN COLLECTION

5″ CLASSIC REVIVAL CORBEL
R•25

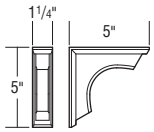

CORBELCLREV5

9″ CLASSIC REVIVAL CORBEL
R•26

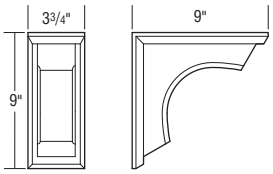

CORBELCLREV9

14″ CLASSIC REVIVAL CORBEL
R•26

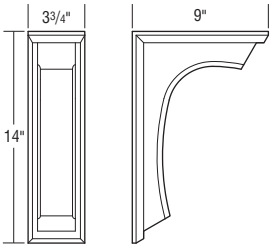

CORBELCLREV14

3″ SHAKER CORBEL
R•27

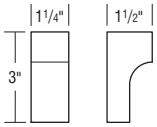

CORBELSHKR3

CRAFTSMAN CORBEL
R•25

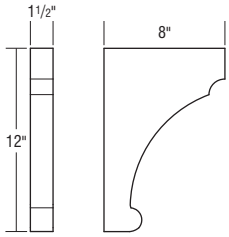

CORBELCRAFT

CRAFTSMAN CORBEL OPEN
R•24

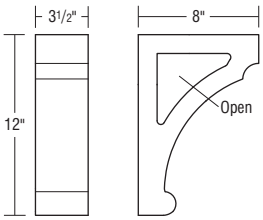

CORBELCRAFT0

10″ CRAFTSMAN CORBEL
R•25

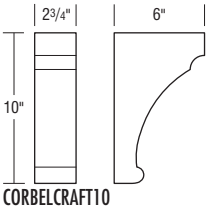

CORBELCRAFT10

12″ CRAFTSMAN CORBEL
R•25

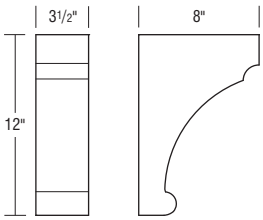

CORBELCRAFT12

18″ CRAFTSMAN CORBEL
R•25

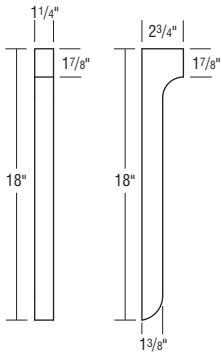

CORBELCRAFT18

34″ CRAFTSMAN CORBEL
R•25

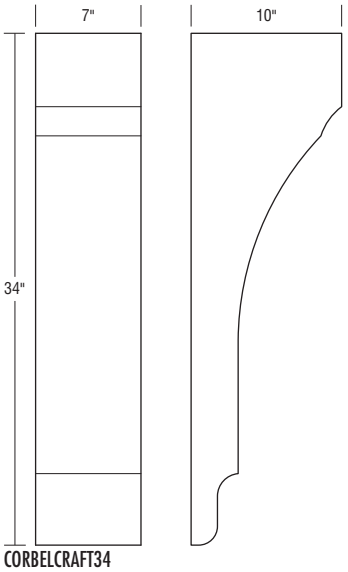

CORBELCRAFT34

CRAFTSMAN FOOT
R•31

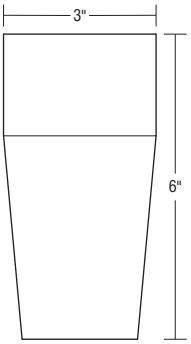

CRFTSMNFOOT

CRAFTSMAN FOOT, CORNER
R•32

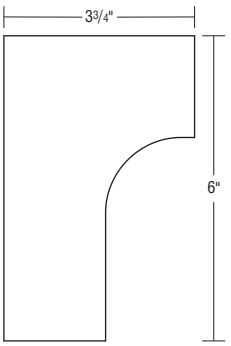

CRFTSMNFOOTC

CRAFTSMAN BUN FOOT
R•32

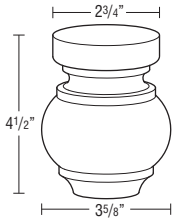

CRFTSMNBUNFOOT

DECO COLLECTION

7″ PALLADIAN CORBEL
R•25

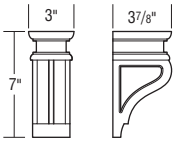

CORBELPALLA7

9″ PALLADIAN CORBEL
R•25

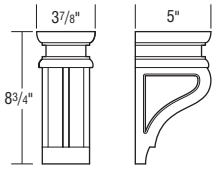

CORBELPALLA9

14″ PALLADIAN CORBEL
R•25

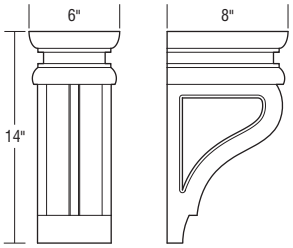

CORBELPALLA14

DECO BASEBOARD MOULDING
R•9

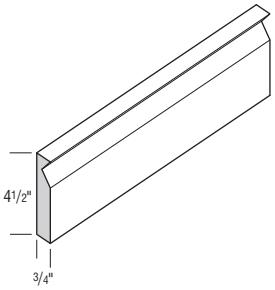

DECOBBM

GAELIC COLLECTION

GAELIC LEG, LARGE, ROUTED
R•41

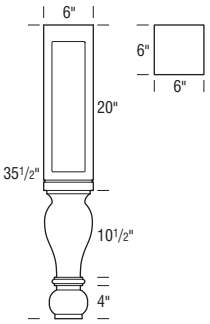

GAELICLEGLR

GAELIC LEG, LARGE
R•41

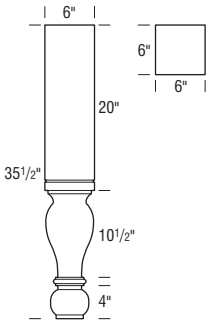

GAELICLEGL

SMALL GAELIC ROSETTE
R•16

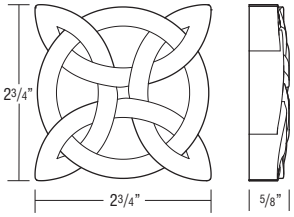

ROSETTEGAE

METRO COLLECTION

METRO ISLAND COLUMN
R•45

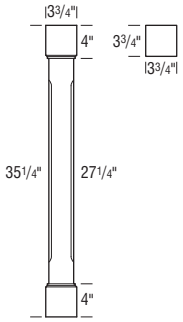

METISLCOLUMN

METRO ISLAND COLUMN, SMALL
R•45

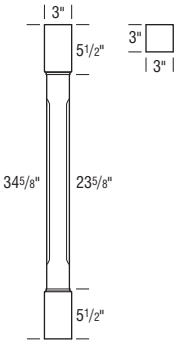

METISLCOLUMNS

METRO BAR COLUMN
R•45

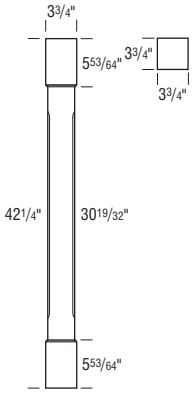

METBARCOLUMN

9″ TRIAD CORBEL
R•26

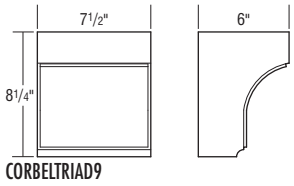

CORBELTRIAD9

6″ TRIAD CORBEL
R•26

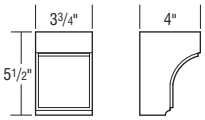

CORBELTRIAD6

14″ ARTS & CRAFTS CORBEL
R•26

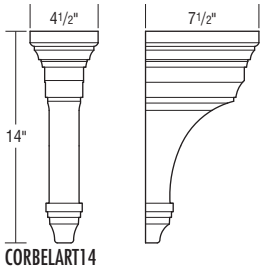

CORBELART14

ARTS & CRAFTS OPEN CORBEL
R•26

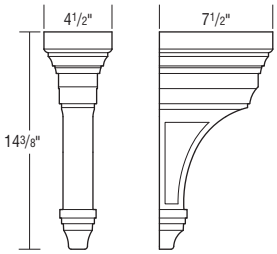

CORBELARTO

COSMO FOOT
R•30

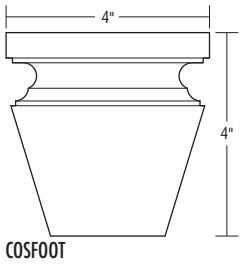

COSFOOT

TAPERED LEG
R•30

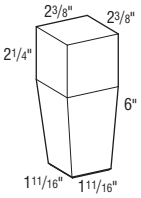

TLEG2

TAPERED 4-SIDED LEG
R•30

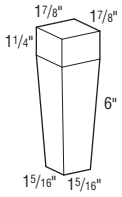

T4SLEG

MADELINE POST, LARGE
R•37

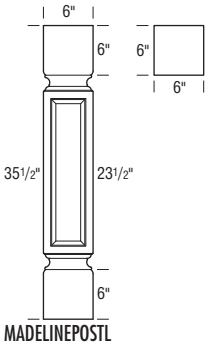

MADELINEPOSTL

TRIAD ROSETTE
R•21

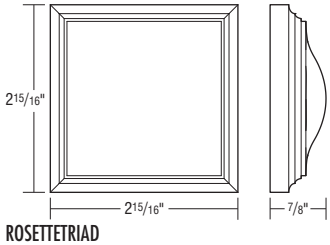

ROSETTETRIAD

SUMMIT COLLECTION

APEX LEG
R•41

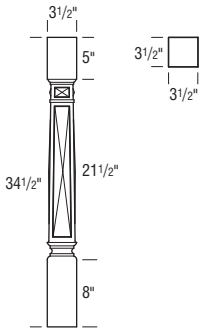

APEXLEG

APEX LEG, TALL
R•42

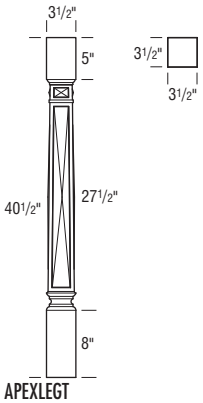

APEXLEGT

7″ PINNACLE CORBEL
R•26

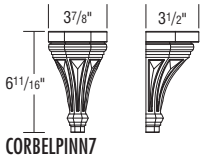

CORBELPINN7

8″ PINNACLE CORBEL
R•26

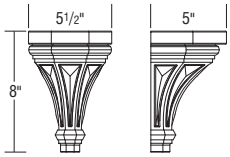

CORBELPINN8

12″ PINNACLE CORBEL
R•27

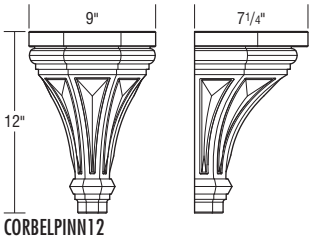

CORBELPINN12

SUMMIT FOOT
R•30

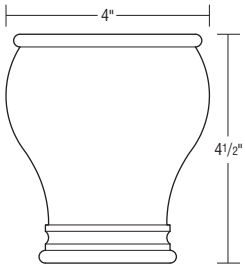

SUMFOOT

PINNACLE ROSETTE
R•21

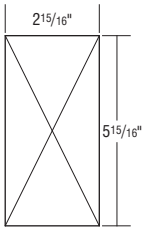

ROSETTEPINN

WEAVED COLLECTION

WEAVED ISLAND COLUMN
R•46

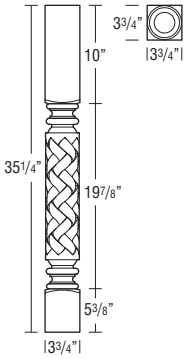

WEAVELEG

LARGE DIAMOND WEAVED ISLAND COLUMN
R•46

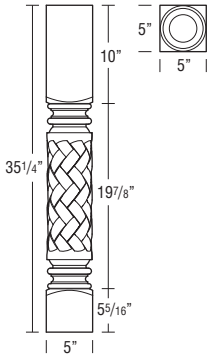

WEAVELEGL

LARGE WEAVED CORBEL
R•28

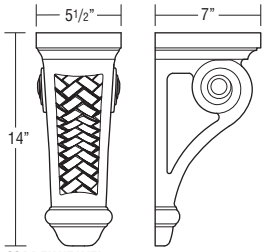

CORBELWEAVEL

SMALL WEAVED CORBEL
R•28

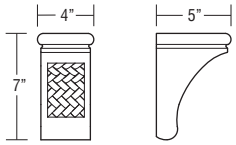

CORBELWEAVES

WEAVED BUN FOOT
R•32

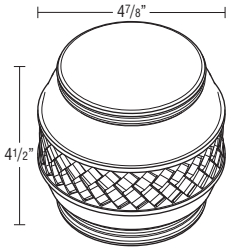

WEAVEBUNFOOT

Schrock Boutique Modification Option Descriptions

Your Schrock Boutique price guide contains charts with modification option codes for each applicable cabinetry product. Reference the listing below to identify the modification description.

End Panel Options

Option	Description
INTGE	Integral End
IPE	Inset Panel Ends

Custom Modification Options

Option	Description
IW	Increased Width
PTOWB	Push-to-Open Wastebasket
RD	Reduced Depth
SCPDRW	Scooped Drawer

INTERIOR ACCESSORY KITS

FOOD STORAGE CONTAINER ORGANIZER KIT

5 DAY EXPRESS RESPONSE

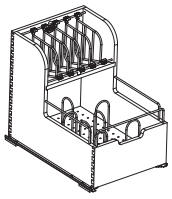

FSCO18KIT

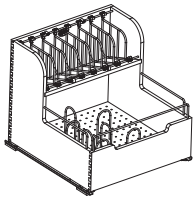

FSCO24KIT

Model	Price
FSCO18KIT	1200
• For 18″ wide base cabinet.	
FSCO24KIT	1200
• For 24″ wide base cabinet.	

- Pull-out features natural finished hardwood dovetailed box with chrome rails on lower section with undermount Smart Stop guides.
- Includes seven chrome "U" pegs to use on the pegboard bottom to customize the fit to container sizes.
- Adjustable clip-on lid dividers included to fit with a variety of lid shapes. 18″ wide includes five dividers, 24″ wide includes eight dividers.
- Front of pull-out is routed for easy access.
- FSCO18KIT Pull-out dimensions: 14 1/2″ W x 21 1/2″ D x 18″ H.
- FSCO24KIT Pull-out dimensions: 20 1/2″ W x 21 1/2″ D x 18″ H.
- Not available on Inset or Beaded Inset styles.

Modifications Are Not Available

BASE BOTTLE STORAGE KIT with INSTALLATION HARDWARE

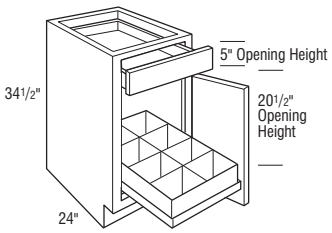

Model	Price
BBSKIT18	490
• For 18″ wide base cabinet.	

Modifications Are Not Available

BASE CAN STORAGE KIT for BPP

5 DAY EXPRESS RESPONSE



Model	Price
BPPKIT9PG	1155
• For 9″ wide base cabinet.	
BPPKIT12PG	1244
• For 12″ wide base cabinet.	
BPPKIT15PG	1760
• For 15″ wide base cabinet.	
BPPKIT18PG	1892
• For 18″ wide base cabinet.	

Modifications Are Not Available

To calculate the inside drawer box width to determine organization units and/or parts to order, utilize the following formula: Frame Opening Width - 1 5/8″ = Interior Drawer Box Width

KIT COMPONENTS for BUPP

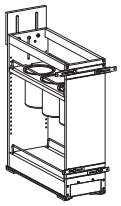

Model	Price
BUPPKIT9	1287
• For 9″ wide base cabinet.	
• Canisters are 5.85″ tall and have an inside diameter of 4.3″.	
BUPPKIT12	1374
• For 12″ wide base cabinet.	
• Canisters are 6.7″ tall and have an inside diameter of 5″.	

- Top shelf features three stainless steel (removable) canisters for utensils.
- Features Smart Stop pull-out with two adjustable shelves (including canister shelf) and one fixed shelf with chrome rails.

Modifications Are Not Available

KIT COMPONENTS for BUPPKB

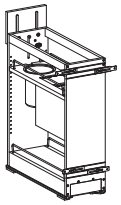

BUPPKBKIT12

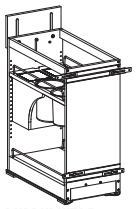

BUPPKBKIT15

Model	Price
BUPPKBKIT12	1833
• For 12″ wide base cabinet.	
• Includes one stainless steel canister 6.7″ tall with an inside diameter of 5″, and knife block.	
BUPPKBKIT15	2225
• For 15″ wide base cabinet.	
• Includes two stainless steel canisters 5.85″ tall with an inside diameter of 4.3″, and two stainless steel canisters 6.7" tall with an inside diameter of 5″.	

- Features Smart Stop pull-out with adjustable knife and canister shelf and one fixed shelf with chrome rails.
- Knife block features movable flex rods that adjust to hold a multitude of knives.

Modifications Are Not Available

KIT COMPONENTS for BTDPP

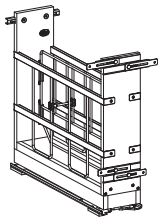

BTDPPKIT9

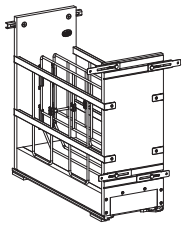

BTDPPKIT12

Model	Price
BTDPPKIT9	1417
• For 9″ wide base cabinet.	
• Includes one removable center divider and one snap on T-bar.	
BTDPPKIT12	1506
• For 12″ wide base cabinet.	
• Includes two removable center dividers and two snap on T-bars.	

- Tray dividers are chrome plated steel.

Modifications Are Not Available

Description	Model	Price
KIT COMPONENTS for BCOPP	**BCOPPKIT12**	2029

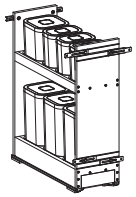

- Features Smart Stop slides.
- Includes 7 OXO Good Grips® POP containers, BPA Free: (3) 1.7 quart, (1) 2.6 quart, (3) 4.3 quart.
- Fixed shelf.

Modifications Are Not Available

Description	Model	Price
BASE OPEN BASKET KITS (5 DAY)	**BASKET15**	929
	BASKET18	935



- Includes single basket and pair of rails.

Modifications Are Not Available

Description	Model	Price
BASE PANS STORAGE	**BPS24KIT**	964
	BPS30KIT	1060
	BPS36KIT	1167

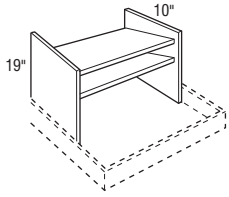

- Not available for 12″ deep cabinets.
- Kit is designed to be used with roll trays.

Modifications Are Not Available

Description		WIDTH	Price
BREAD BOARD with INSTALLATION HARDWARE (5 DAY)	**BBOARDKIT12**	12″	299
	BBOARDKIT15	15″	343
	BBOARDKIT18	18″	368
	BBOARDKIT21	21″	390
	BBOARDKIT24	24″	412

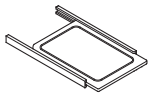

- Bread Boards are 21/32″ thick.

Kit Size	Cabinet Width
12″	12″ Base
15″	15″ Base
18″	18″ Base
21″	21″ Base
24″	24″ Base

Modifications Are Not Available

Description	Model	Price
COOKING UTENSIL DIVIDER (5 DAY)	**CUDD24**	262
	CUDD30	293
	CUDD36	323

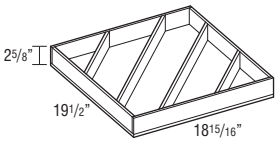

CUDD24

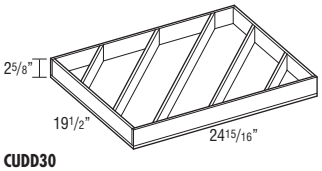

CUDD30

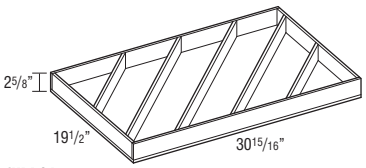

CUDD36

- Pre-assembled natural wood drawer insert (does not fit roll trays).
- CUDD24 for use in 24″ wide base cabinets.
- CUDD30 for use in 30″ wide base cabinets.
- CUDD36 for use in 36″ wide base cabinets.

Modifications Are Not Available

Description	Model	Price
COOKING UTENSIL DIVIDER		
	CUD15	144
	CUD18	144
	CUD21	173
	CUD24	210
	CUD27	250
	CUD30	269
	CUD33	290
	CUD36	309

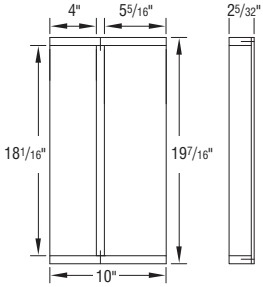

CUD15

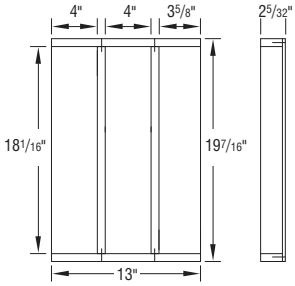

CUD18

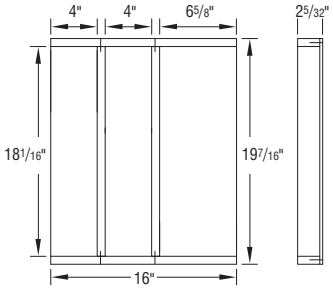

CUD21

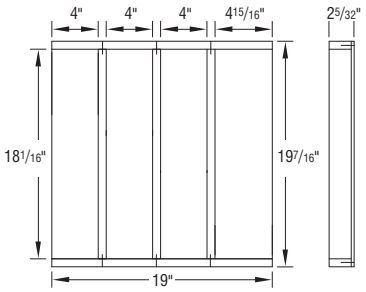

CUD24

- Available in 24″ deep cabinets.
- Increased Heights not available.
- Increased Widths available in 1/4″ increments. See page G•46 for details.
- CUD is not trimmable.

Model	No. of Vertical Dividers
CUD15	1
CUD18	2
CUD21	2
CUD24	3
CUD27	4
CUD30	4
CUD33	5
CUD36	5

End Panel Options

INTGE	IPE

Custom Modification Options

IW[1]	PTOWB	RD	SCPDRW
✓			

[1] Not available in 36 version.

Description	Model	Price
COOKING UTENSIL DIVIDER (cont'd)		

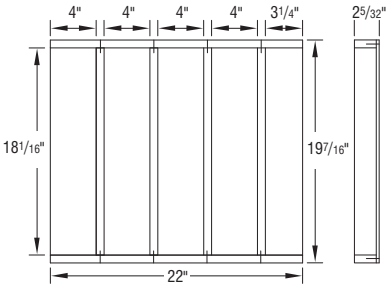

CUD27

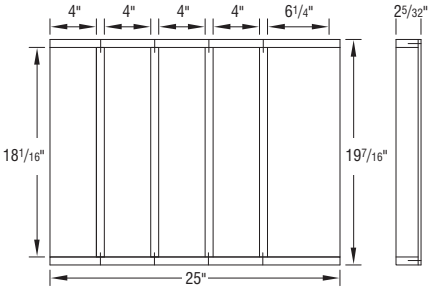

CUD30

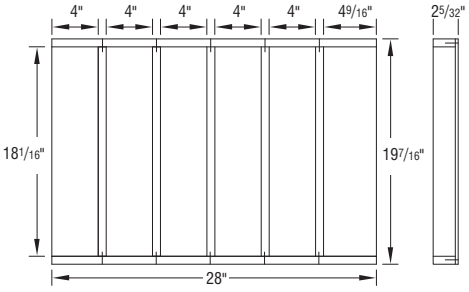

CUD33

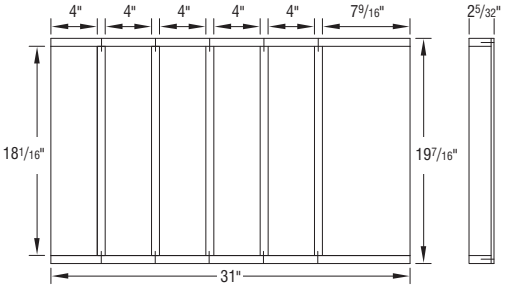

CUD36

To calculate the inside drawer box width to determine organization units and/or parts to order, utilize the following formula: Frame Opening Width - 1 5/8″ = Interior Drawer Box Width

CUTLERY DIVIDER

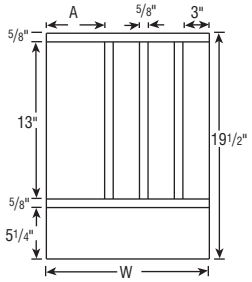

Model	Price
CIW1221	118
CIW1224	118
CIW13.521	118
CIW13.524	118
CIW1521	118
CIW1524	118
CIW16.521	118
CIW16.524	118
CIW1821	118
CIW1824	118
CIW19.521	145
CIW19.524	145
CIW2121	145
CIW2124	145
CIW22.521	145
CIW22.524	145
CIW2421	177
CIW2424	177
CIW2721	177
CIW2724	177
CIW3021	177
CIW3024	177
CIW3321	205
CIW3324	205
CIW3621	205
CIW3624	205

- Features Maple wood.
- Cutlery dividers are only available in 24″ or 21″ deep cabinets.
- Specify size.
- 2 5/32″ high.

Model	W Dim.	A Dim.	No. of Vertical Dividers
CIW1221	7″	3 3/8″	1
CIW1224	7″	3 3/8″	1
CIW13.521	8 1/2″	4 7/8″	1
CIW13.524	8 1/2″	4 7/8″	1
CIW1521	10″	2 3/4″	2
CIW1524	10″	2 3/4″	2
CIW16.521	11 1/2″	4 1/4″	2
CIW16.524	11 1/2″	4 1/4″	2
CIW1821	13″	6 3/4″	2
CIW1824	13″	6 3/4″	2
CIW19.521	14 1/2″	3 5/16″	3
CIW19.524	14 1/2″	3 5/16″	3
CIW2121	16″	6 1/8″	3
CIW2124	16″	6 1/8″	3
CIW22.521	17 1/2″	3″	4
CIW22.524	17 1/2″	3″	4
CIW2421	19″	4 1/2″	4
CIW2424	19″	4 1/2″	4
CIW2721	22″	3 7/8″	5
CIW2724	22″	3 7/8″	5
CIW3021	25″	3 1/4″	6
CIW3024	25″	3 1/4″	6
CIW3321	28″	2 5/8″	7
CIW3324	28″	2 5/8″	7
CIW3621	31″	6 3/8″	7
CIW3624	31″	6 3/8″	7

Modifications Are Not Available

WOOD TIERED CUTLERY DIVIDER DRAWER with INSTALLATION HARDWARE

5 DAY EXPRESS RESPONSE

Model	Price
WTCD15	591
WTCD18	609
WTCD21	631
WTCD24	650
WTCD30	900
WTCD36	900

- Replaces standard drawer (5″ high frame opening).
- Requires field installation of drawer front.
- For use with 24″ deep cabinets only.
- Exterior WTCD drawer box height is 3 3/4″, interior height of top and bottom tier is 1 3/8″.
- Includes Drawer Guides.

Modifications Are Not Available

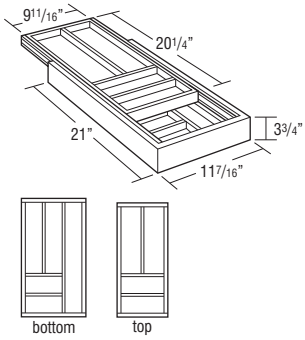

WTCD15

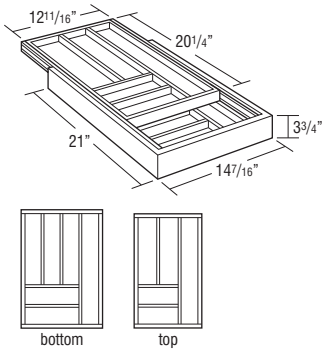

WTCD18

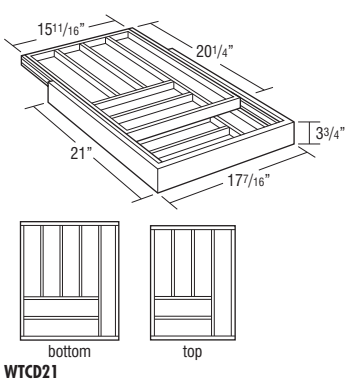

WTCD21

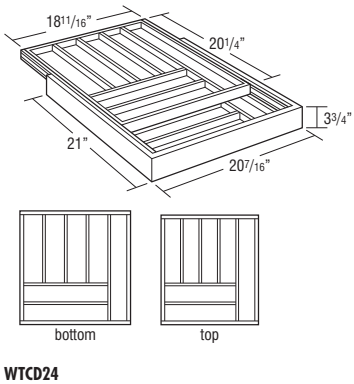

WTCD24

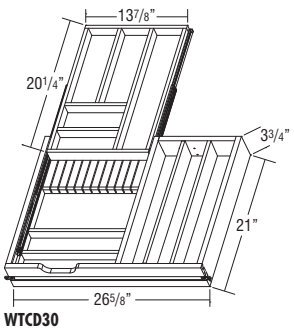

WTCD30

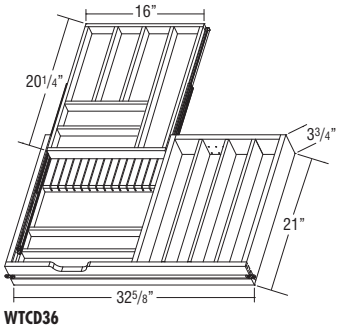

WTCD36

Description	Model	Price
WOOD TIERED K-CUP* DRAWER with INSTALLATION HARDWARE	**KCUP18**	797

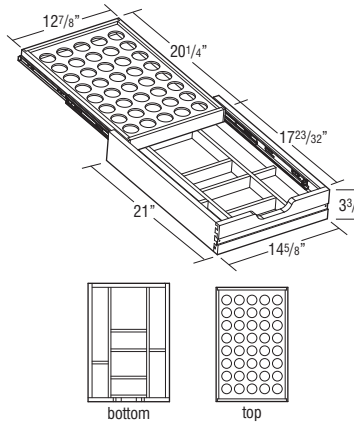

- Replaces standard drawer (5″ high frame opening).
- Requires field installation of drawer front.
- Holds 40 K-Cups.
- The Wood Tiered K-Cup Drawer is compatible with K-Cup pods only.
- For use with 24″ deep cabinets only.
- Exterior Wood Tiered K-Cup drawer box height is 3 3/4″, interior height of top tier is 1 5/8″, and interior height of bottom tier is 1 3/8″.
- Includes Drawer Guides.
- Only for use in 18″ wide units.

*K-Cup is a registered trademark of Keurig Green Mountain, Inc.

Modifications Are Not Available

Description	Model	Price
CHARGING DRAWER 5 DAY	**CHGDRW18**	1250

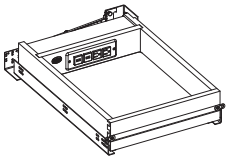

- Replaces standard drawer (5″ high frame opening).
- Requires field installation of drawer front.
- Designed for 18″ base cabinet drawers.
- Full extension, concealed Smart Stop slides.
- 110 lb. rated.
- 120V outlet must be installed in rear of cabinet within 10″ of bottom of drawer, in rear of cabinet.
- CUL US listed power strip with two 120V plugs and two 2.1 amp USB ports.
- Max Current: AC 15 amps @ 120VAC; USB 2.1 amp and 5 VDC each.
- Tamper resistant outlets.
- Power cord with NEMA 5-15 plug.
- Integrated cord guide mounts to cabinet side to ensure safe operation.
- Black, shock absorbing mat included.
- Special sizes not available.
- For use with 24″ deep cabinets only.
- Not available on Inset or Beaded Inset Styles.

Modifications Are Not Available

Description	Model	Price
WOOD TIERED VANITY DRAWER KIT 5 DAY	**WTVD12**	500
	WTVD15	500
	WTVD18	500

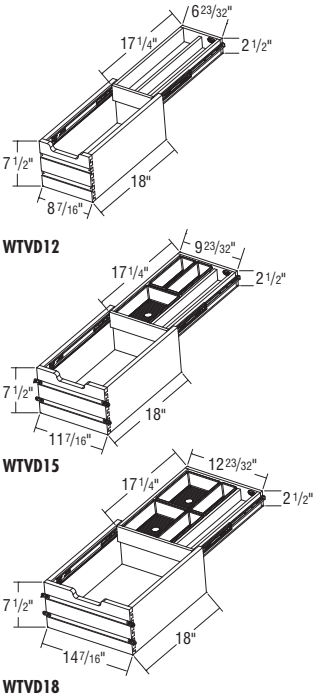

- Replaces deep drawer and slides.
- Requires field installation of drawer front.
- For use with 21″ deep cabinets only.
- Exterior Wood Tiered Vanity drawer box height is 7 1/2″, interior height of top tier is 2 1/4″, and interior height of bottom tier is 4 1/4″.

Modifications Are Not Available

Description	Model	Price
TILT-OUT TRAY(S) STAINLESS STEEL for USE BEHIND FALSE DRAWER FRONT 5 DAY	**TOTSSS10**	274
	TOTSSS13	274
	TOTSSS16	274
	TOTSSS19	274
	TOTSSS25	274
	TOTSSS31	274

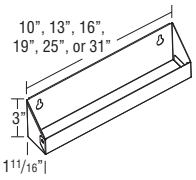

- Tilt-out trays protrude 3/4″ into the cabinet on Full Overlay Styles and 1 11/16″ into Inset and Beaded Inset styles.
- Two tilt-out scissor hinges per tray.

For field installation behind drawer fronts on SB and VSB units.

Cabinet Width	No. of Cabinet False Panels on Cabinet	Tilt-out Tray to Order	No. of Tilt-out Trays Needed
18″	1	TOTSSS13	1
21″	1	TOTSSS16	1
24″	1	TOTSSS19	1
27″	1	TOTSSS19	1
30″	1	TOTSSS25	1
33″	1	TOTSSS25	1
33″	2	TOTSSS10	2
36″	1	TOTSSS31	1
36″	2	TOTSSS13	2
39″	1	TOTSSS31	1
39″	2	TOTSSS13	2
42″	2	TOTSSS16	2
45″	2	TOTSSS16	2
48″	2	TOTSSS19	2

Modifications Are Not Available

Description	Model	Price
U-SHAPED ROLL TRAY KIT	**URT24SP**	412
	• Available in 1/4″ increments from 24″ to 26 3/4″ wide	
	URT27SP	460
	• Available in 1/4″ increments from 27 1/4″ to 29 3/4″ wide	
	URT30SP	460
	• Available in 1/4″ increments from 30 1/4″ to 32 3/4″ wide	
	URT33SP	460
	• Available in 1/4″ increments from 33 1/4″ to 35 3/4″ wide	
	URT36SP	460

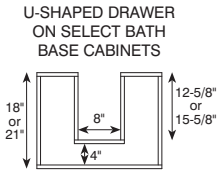

Notes below apply to all products in section above:

- 8″ and 4″ dimensions of U-shape stays constant for all drawer box sizes, the legs of U-shape are either 12 5/8″ or 15 5/8″.
- Available in conjunction with Scooped Drawer.
- Not available with: Any drawer insert or pull-out (CD, BB, WTCD, etc.).

End Panel Options

INTGE	IPE
✓	

Custom Modification Options

IW	PTOWB	RD	SCPDRW

Description	Model	Price
U-SHAPED DEEP ROLL TRAY KIT	**UDRT24SP**	412
	• Available in 1/4″ increments from 24″ to 26 3/4″ wide	
	UDRT27SP	460
	• Available in 1/4″ increments from 27 1/4″ to 29 3/4″ wide	
	UDRT30SP	460
	• Available in 1/4″ increments from 30 1/4″ to 32 3/4″ wide	
	UDRT33SP	460
	• Available in 1/4″ increments from 33 1/4″ to 35 3/4″ wide	
	UDRT36SP	460

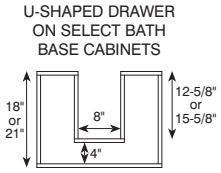

Notes below apply to all products in section above:

- 8″ and 4″ dimensions of U-shape stays constant for all drawer box sizes, the legs of U-shape are either 12 5/8″ or 15 5/8″.
- Available in conjunction with Scooped Drawer.
- Not available with: Any drawer insert or pull-out (CD, BB, WTCD, etc.).

End Panel Options

INTGE	IPE

Custom Modification Options

IW	PTOWB	RD	SCPDRW
			✓

Description	Model	Price
BATH GLASS SHELF	**GSK1221**	305
	GSK1521	317
	GSK1821	322
	GSK2121	362
	GSK2421	379
	GSK2721	385
	GSK3021	395

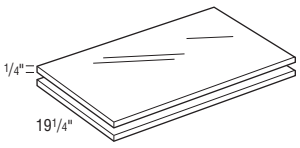

- Kit includes two 1/4″ tempered glass shelves.
- Glass shelves sized to fit standard cabinet with no modifications that affect the size of the shelf. Integral End, Inset Panel End, Clipped Corner modification not available in conjunction with glass shelf kit.

Modifications Are Not Available

Description	Model	Price
GLASS SHELF KITS	**GSK912**	220
	NEW **GSK913**	220
	GSK1206	207
	GSK1209	207
	GSK1212	233
	NEW **GSK1213**	233
	GSK1506	214
	GSK1509	214
	GSK1512	242
	NEW **GSK1513**	242
	GSK1806	220
	GSK1809	220
	GSK1812	246
	NEW **GSK1813**	246
	GSK2106	251
	GSK2109	251
	GSK2112	289
	NEW **GSK2113**	289
	GSK2406	263
	GSK2409	263
	GSK2412	303
	NEW **GSK2413**	303
	GSK2706	268
	GSK2709	268
	GSK2712	310
	NEW **GSK2713**	310
	GSK3006	274
	GSK3009	274
	GSK3012	320
	NEW **GSK3013**	320
	GSK3306	290
	GSK3309	290
	GSK3312	340
	NEW **GSK3313**	340
	GSK3606	305
	GSK3609	305
	GSK3612	368
	NEW **GSK3613**	368
	GSKDW24*	463
	GSKDW24P	474
	NEW **GSKDW2413**	463
	NEW **GSKDW2413P**	474
	GSKDW27	463

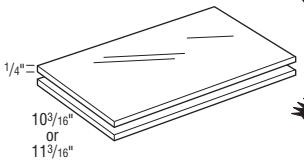

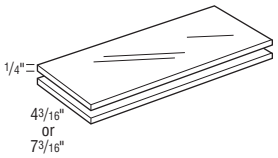

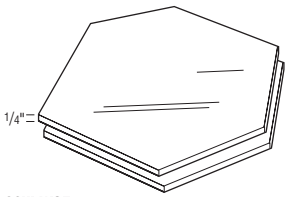

GSKDW27

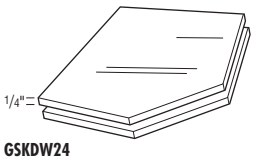

GSKDW24

* Glass Shelves not available for DW182424 L or R, DW242424 L or R, and DW242727 L or R.

- Kit includes two 1/4″ tempered glass shelves.
- Glass shelves sized to fit standard cabinet with no modifications that affect the size of the shelf. Integral End, Inset Panel End, Clipped Corner modification not available in conjunction with glass shelf kit.

Modifications Are Not Available

Description		Model	Price
HEARTH TOWER PULL-OUT KIT	5 DAY	**HPPKIT12**	841

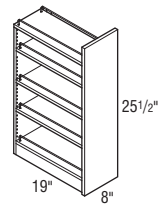

- Smart Stop feature not available.

Modifications Are Not Available

LAZY SUSAN KIT	5 DAY	**DWLKIT24**	173
		• For DW Diagonal Wall 30″ Opening	
		BLSKIT33	258
		• For BLS33 L or R Lazy Susan Base 33	
		BLSKIT36	258
		• For BLS36 L or R Lazy Susan Base 36	
		BER36SKIT	336
		• For SLSB36 Square Lazy Susan Base 36	
		DAB36KIT	399
		• For DAB36S L or R Diagonal Square Lazy Susan Base 36	

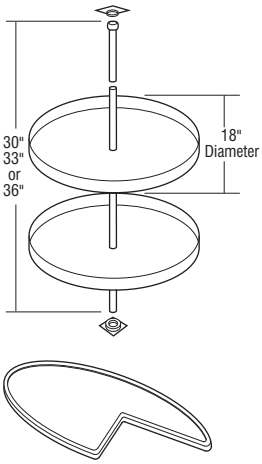

Notes below apply to all products in section above:

- Includes 2 roto trays; pole and hardware included.

		BRDB36KIT	646
		• For BRDB36 L or R Base Rotating Deep Bin 36	
		SLS33KIT	333
		• For SSS33 Super Space Saver 33	
		SLS36KIT	338
		• For SSS36 Super Space Saver 36	
		SLSCR33KIT	523
		• For SLSCR3336 L or R and SLSCR33RS L or R	
		SLSCR36KIT	570
		• For SLSCR36 L or R and SLSCR36RS L or R	

Notes below apply to all products in section above:

- Includes 1 roto tray; shelf not included.
- Mounts to shelf or floor, no pole or hardware required.

Modifications Are Not Available

LAZY SUSAN POLE KIT		**LSPOLEKIT**	114

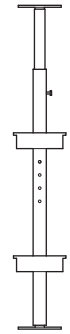

- Required for DWLKIT24, BLSKIT33, BLSKIT36, BER36SKIT and DAB36KIT.
- Includes pole and required hardware.

Modifications Are Not Available

Description		Model	Price
LID ORGANIZER	5 DAY	**LO**	372

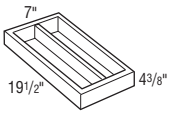

- Available only for 24″ deep cabinets with roll tray.
- 7″ W x 19 1/2″ D x 4 3/8″ H.
- Each opening is 2 3/4″.

Modifications Are Not Available

MIXER SHELF with POP-UP SHELF and INSTALLATION HARDWARE	5 DAY	**MIXKIT18**	1073
		• For 18″ wide base cabinet	
		MIXKIT21	1079
		• For 21″ wide base cabinet	
		MIXKIT24	1085
		• For 24″ wide base cabinet	



- Mixer Shelf features Smart Stop.
- For use in cabinet with full height door only.

Modifications Are Not Available

PEGGED DISH ORGANIZER	5 DAY	**PDO**	493
		• 8 posts and board	
		PDOPOSTS	119
		• 4 posts	

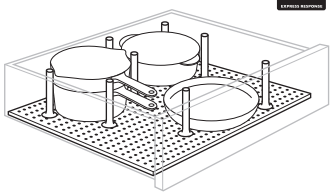

- For use in 36″ wide Base Cabinets.
- Pegged board is 19/32″ thick.
- 29 15/16″ x 19 1/2″.

Modifications Are Not Available

PLASTIC STORAGE BINS for BPSB	5 DAY	**PSBKIT15**	453
		• For 15″ wide base cabinet	
		PSBKIT18	453
		• For 18″ wide base cabinet	

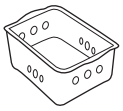

- Kit includes 3 storage bins.

Modifications Are Not Available

Description	Model	Price
POTS and PANS PULL-OUT KITS 5 DAY EXPRESS RESPONSE	**PPP24KIT**	1149
	PPP30KIT	1560

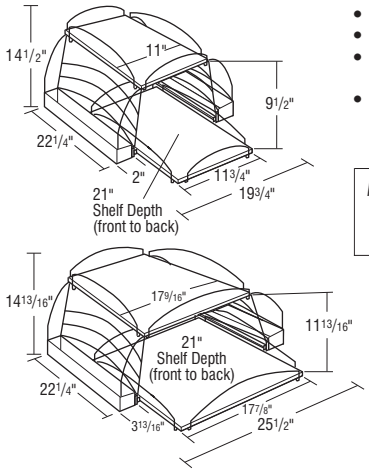

- Smart Stop feature not available on pull-out.
- Pull-out mounts to floor of cabinet.
- 24″ pull-out dimensions: 19 3/4″ W x 14 1/2″ H x 22 1/4″ D
- 30″ pull-out dimensions: 25 1/2″ W x 14 13/16″ H x 22 1/4″ D

Modifications Are Not Available

Description	Model	Price
ROLL TRAY KIT – ONE ROLL TRAY PER KIT	**RT12SP**	412
	RT13.5SP	412
	RT15SP	412
	RT16.5SP	412
	RT18SP	412
	RT19.5SP	412
	RT21SP	412
	RT22.5SP	412
	RT24SP	412
	RT27SP	460
	RT30SP	460
	RT33SP	460
	RT36SP	460
	DGK12FXSRTPG*	217
	DGK15FXSRTPG*	217
	DGK18FXSRTPG*	217
	DGK21FXSRTPG*	217
	DGK24FXSRTPG*	217

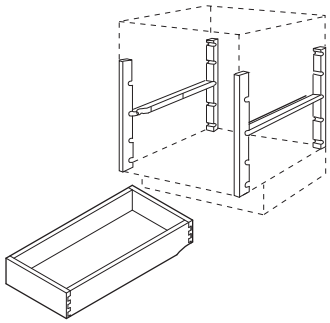

ROLL TRAY QUANTITY	MINIMUM OPENING HEIGHT
1	9
2	9
3	13.5
4	17.5
5	21

*Includes slides, uprights, and cross-members.
- Wooden trays with wood mounting brackets and mounting slides.
- If cabinet has FFD on end, roll trays will not install properly.
- Widths 39″ and over will require two roll trays.
- Reduced Depths available in 1/4″ increments from 12″ to 23 3/4″.
- Increased Widths available in 1/4″ increments. See page G•46 for details.
- All available modifications include: Increased Widths and Reduced Depths.
- Not available on peninsula cabinets.

End Panel Options

INTGE	IPE[1]
✓	✓

Custom Modification Options

IW[2]	PTOWB	RD[1]	SCPDRW
✓		✓	

[1] Not available on DGK versions.
[2] Not available on DGK versions or RT36SP.

Description	Model	Price
DEEP ROLL TRAY KIT – ONE ROLL TRAY PER KIT	**DRT12SP**	560
	DRT13.5SP	560
	DRT15SP	560
	DRT16.5SP	560
	DRT18SP	560
	DRT19.5SP	560
	DRT21SP	560
	DRT22.5SP	560
	DRT24SP	560
	DRT27SP	608
	DRT30SP	608
	DRT33SP	608
	DRT36SP	608
	DDGK12FXSRTPG*	217
	DDGK15FXSRTPG*	217
	DDGK18FXSRTPG*	217
	DDGK21FXSRTPG*	217
	DDGK24FXSRTPG*	217

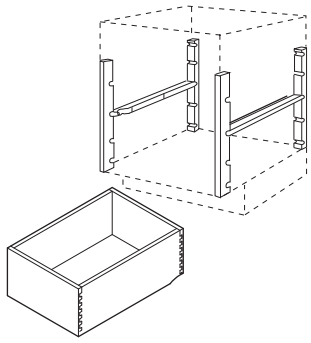

ROLL TRAY QUANTITY	MINIMUM OPENING HEIGHT
1	9
2	20
3	30
4	41
5	51

*Includes slides, uprights, and cross-members.
- Wooden trays with wood mounting brackets and mounting slides.
- If cabinet has FFD on end, roll trays will not install properly.
- Widths 39″ and over will require two roll trays.
- Reduced Depths available in 1/4″ increments from 12″ to 23 3/4″.
- Increased Widths available in 1/4″ increments. See page G•46 for details.
- All available modifications include: Increased Widths and Reduced Depths.
- Not available on peninsula cabinets.

End Panel Options

INTGE[1]	IPE[1]
✓	✓

Custom Modification Options

IW[1]	PTOWB	RD[1]	SCPDRW
✓		✓	

[1] Not available on DDGK versions.

Description	Model	Price
NEW SCOOPED ROLL TRAY KIT – ONE ROLL TRAY PER KIT	**SRT12SP**	472
	SRT13.5SP	472
	SRT15SP	472
	SRT16.5SP	472
	SRT18SP	472
	SRT19.5SP	472
	SRT21SP	472
	SRT22.5SP	472
	SRT24SP	472
	SRT27SP	520
	SRT30SP	520
	SRT33SP	520
	SRT36SP	520
	SDGK21FXSRTPG*	277
	SDGK24FXSRTPG*	277

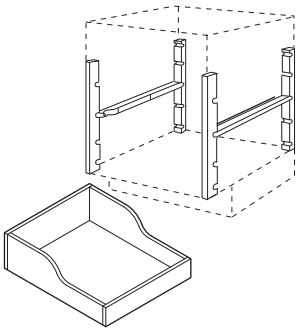

ROLL TRAY QUANTITY	MINIMUM OPENING HEIGHT
1	9
2	16
3	24
4	33
5	41

*Includes slides, uprights, and cross-members only. Roll Tray not included.
- Wooden trays with wood mounting brackets and mounting slides.
- If cabinet has FFD on end, roll trays will not install properly.
- Widths 39″ and over will require two roll trays.
- Reduced Depths available in 1/4″ increments from 21″ to 23 3/4″.
- Not available on peninsula cabinets.

End Panel Options

INTGE	IPE

Custom Modification Options

IW[1]	PTOWB	RD[1]	SCPDRW
✓		✓	

[1] Not available on SDGK versions.

SLIDING TOWEL BAR

5 DAY

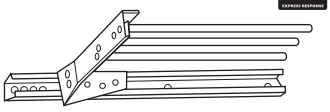

STR	178

- Minimum opening width is 9″.
- Not available in conjunction with Clipped Corner or Wide Stiles.
- Minimum cabinet depth of 21″.

Modifications Are Not Available

SPICE DRAWER

5 DAY

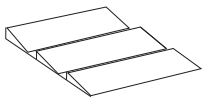

SD18	221
SD24	253

- Available in 24″ depth only.
- Not trimmable.

Modifications Are Not Available

SPICE PULL-OUT

5 DAY

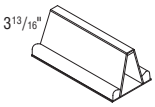

SPICE12PG	540
SPICE15PG	599

- Available in 24″ depth only.
- For BSP & BCS only.

Modifications Are Not Available

STEM GLASS HOLDER

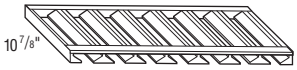

WGH15	236
WGH18	303
WGH21	368
WGH24	416
WGH27	474
WGH30	525
WGH33	583
WGH36	641

MODEL	DIM.	SLOTS
WGH15	12 1/8″	3
WGH18	16″	4
WGH21	19 13/16″	5
WGH24	19 7/8″	5
WGH27	23 21/32″	6
WGH30	27 17/32″	7
WGH33	31 7/16″	8
WGH36	34 7/16″	9

Modifications Are Not Available

TRAY DIVIDER

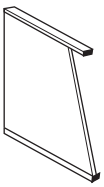

TDKIT21	202
TDKIT27	202

- Divider sent loose; use Modifications section for installed option.
- Two-sided with natural maple standard.

Modifications Are Not Available

TRAY DIVIDER ROLL-OUT

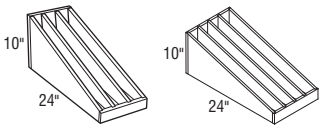

TDRO12	338
TDRO15	375
TDROHDWONLY*	217

*Includes slides, cross-members and uprights. TDROHDWONLY must be ordered for the installation of the TDRO.
- For 12″ and 15″ wide Base cabinets.
- 12″ dimensions – 7 9/16″ W x 21″ D x 10″ H.
- 15″ dimensions – 10 9/16″ W x 21″ D x 10″ H.
- Not available on Inset or Beaded Inset Styles.

Modifications Are Not Available

Description	Model	Price
VANITY BASE PULL-OUT KIT for VBP	**VBPKIT12**	841

- Smart Stop feature not available.

Modifications Are Not Available

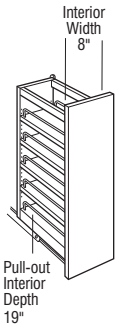

WALL SPICE PULL-OUT KIT for WSP	**WSPKIT09**	782
	WSPKIT12	841

- Pull-out features Smart Stop.

Modifications Are Not Available

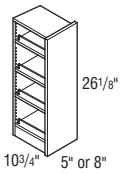

POWER POD	**PWRPODBK**	822
	• Sensio Power Pod - Black	
	PWRPODGM	1176
	• Sensio Power Pod - Gun Metal	
	PWRPODSS	1176
	• Sensio Power Pod - Stainless	

- Includes independent power switch, three electrical sockets, and two USB ports (located above power switch).
- 18″ of clearance required below surface mount location and 3 1/2″ diameter hole is required in countertop to install.
- This item requires field installation. This accessory can not be installed above drawers.
- Safe for countertop installation; rated IP54-splash proof from splashing water and water jets per IPX waterproof specifications; ETL approved-compliant for electrical and other safety standards to North American safety including: UL, ANSI, CSA, ASTM, and NFPA standards.
- When installed, top lip of strip sits on top of countertop with a pivoting handle. Handle is pulled up to bring bottom of power strip to countertop.

Modifications Are Not Available

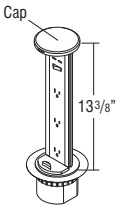

Description	Model	Price
TABLET HOLDER	**TABLETHLDR**	312

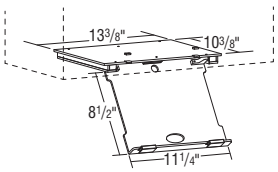

- Mounts under 15″ cabinet or wider.
- Designed for cabinets 12″ deep or deeper.
- Features an acrylic mounting base and pull-down tablet holder tray.
- Tray is movable forward and backward with a slight side to side rotation, and can be utilized at any position.
- Tray has side cut-outs for a charging cord and can be used to store most tablets when closed, depending on overall thickness, width, height, and weight of the tablet.
- Maximum dimensions for tablet: 11 1/4″ x 8 1/2″ x 1 1/8″ thick. Maximum tablet weight is 3 1/2 lbs.
- Tablet Holder has an overall height of 1 17/32″ when installed and in closed position (measured from the bottom panel of the cabinet), 0.78″ visible from front of cabinet when closed.
- Installation instructions included.

Modifications Are Not Available

WASTEBASKET ASSEMBLY with INSTALLATION HARDWARE for BWB CABINET with DRAWER	**BWB15KIT**	642
	• For 15″ wide base cabinet	
	BWB15KIT2	655
	• For 15″ wide base cabinet	
	BWB18KIT	675
	• For 18″ wide base cabinet	
	BWB21KIT	717
	• For 21″ wide base cabinet	
	BWB24KIT	753
	• For 24″ wide base cabinet	

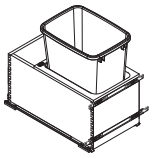

BWB15KIT

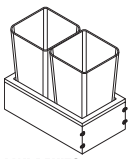

BWB15KIT2



BWB18KIT



BWB21KIT-BWB24KIT

- Wastebasket dimensions for BWB**KIT – 14 3/8″ W x 18″ H x 10 1/2″ D.
- Wastebasket dimensions for BWB15KIT2 – 10 5/8″ W x 17 3/4″ H x 10 5/8″ D.
- BWB15KIT includes one 35 quart wastebasket.
- BWB15KIT2 has two 27 quart wastebaskets.
- BWB18KIT, BWB21KIT, and BWB24KIT hold two 35 quart wastebaskets. One wastebasket includes lid.
- Wastebasket is a metallic gray.
- Full height door recommended for 21″ and 24″ dual wastebaskets on inset cabinets. For non-full height door styles, it is recommended that the front wastebasket be removed for easier removal of the back wastebasket.
- Wastebasket pull-out box will be 6 3/8″ high.

End Panel Options

INTGE	IPE

Custom Modification Options

IW	PTOWB[1]	RD	SCPDRW
	✓		

[1] Not available on 24″ version.

Description	Model	Price
WASTEBASKET ASSEMBLY with INSTALLATION HARDWARE for BWB CABINET with FULL HEIGHT DOOR	**BWB15FHKIT**	1123
	• For 15″ wide base cabinet	
	BWB15FHKIT2	655
	• For 15″ wide base cabinet	
	BWB18FHKIT	1149
	• For 18″ wide base cabinet	
	BWB18FHKIT2	675
	• For 18″ wide base cabinet	
	BWB21FHKIT	1153
	• For 21″ wide base cabinet	
	BWB24FHKIT	1153
	• For 24″ wide base cabinet	

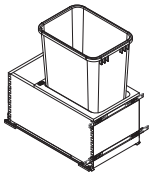

BWB15FHKIT-BWB18FHKIT

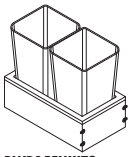

BWB15FHKIT2

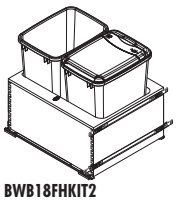

BWB18FHKIT2

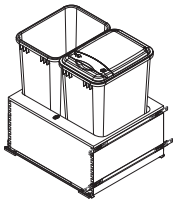

BWB21FHKIT-BWB24FHKIT

- Wastebasket dimensions for BWB**FHKIT – 14 3/4″ W x 21 3/4″ H x 10 11/16″ D.
- Wastebasket dimensions for BWB15FHKIT2 – 10 5/8″ W x 17 3/4″ H x 10 5/8″ D.
- Wastebasket dimensions for BWB18FHKIT2 – 10 1/2″ W x 18″ H x 14 3/8″ D
- BWB15FHKIT and BWB18FHKIT hold one 50 quart wastebasket.
- BWB15FHKIT2 has two 27 quart wastebaskets.
- BWB18KITFH2 has two 35 quart wastebaskets and one lid.
- BWB21FHKIT and BWB24FHKIT hold two 50 quart wastebaskets. One wastebasket includes lid.
- Wastebasket is a metallic gray.
- BWB15FHKIT2 will have a 6 3/8″ high wastebasket pull-out box.
- BWB**FHKIT and BWB18FHKIT2 will have a 10″ high wastebasket pull-out box.
- Full height door recommended for 21″ and 24″ dual wastebaskets on inset cabinets. For non-full height door styles, it is recommended that the front wastebasket be removed for easier removal of the back wastebasket.

End Panel Options

INTGE	IPE

Custom Modification Options

IW	PTOWB[1]	RD	SCPDRW
	✓		

[1] Not available on 24″ version.

Description	Model	Price
WASTEBASKET ONLY for BWB (27 QUART)	**WASTEBIN27**	55

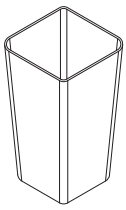

- For 15″ wide base cabinets.
- For 6 3/8″ high wastebasket pull-out box.
- 2 wastebaskets required.
- Wastebasket dimensions – 10 5/8″ W x 10 5/8″ D x 17 3/4″ H.
- Wastebasket is a metallic gray.

Modifications Are Not Available

Description	Model	Price
WASTEBASKET ONLY for BWB (35 QUART)	**WASTEBIN35**	60



- For 15″, 18″, 21″ and 24″ wide base cabinets.
- 2 wastebaskets required for 18″, 21″, or 24″ wide base cabinets.
- Wastebasket dimensions – 14 1/4″ W x 17 7/8″ H x 10 7/16″ D.
- Wastebasket is a metallic gray.
- For 6 3/8″ high wastebasket pull-out box.

Modifications Are Not Available

Description	Model	Price
WASTEBASKET ONLY for BWB (50 QUART)	**WASTEBIN50**	92

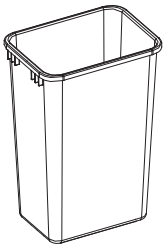

- For 18″ and 21″ wide base cabinets.
- One 50 quart wastebasket for 18″ application.
- Two 50 quart wastebaskets for 21″ application.
- Wastebasket dimensions – 14 3/4″ W x 21 3/4″ H x 10 11/16″ D.
- Wastebasket is a metallic gray.
- For 10″ high wastebasket pull-out box.

Modifications Are Not Available

Description	Model	Price
BASE WASTEBASKET LID	**BWBLID**	87

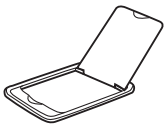

- Designed to be used with the BWB trash units.
- Fits 35 quart wastebaskets.
- Sold individually.

Modifications Are Not Available

Description	Model	Price
BASE WASTEBASKET LID	**BWBFHLID**	87

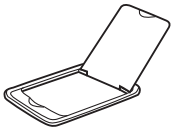

- Designed to be used with the BWB_ _FH trash units.
- Fits 50 quart wastebaskets.
- Sold individually.

Modifications Are Not Available

Description	Model	Price
CHROME HAMPER with CREME LINEN LINER ONLY for VBH/VSHDB/4DVSHDB/LCRH	**HAMPERKIT18**	821
	• For 18″ wide base cabinet	

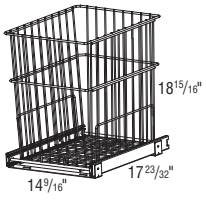

- Hamper size is 14 9/16″ W x 17 23/32″ D x 18 15/16″ H .

Modifications Are Not Available

AUTOMATIC OPENING MECHANISM PARTS

AUTOMATIC OPENING MECHANISM ACTIVATION SWITCH

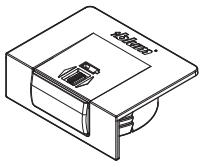

Model	Price
AOMACTSWITCH	217

Modifications Are Not Available

AUTOMATIC OPENING MECHANISM CABLE CONNECTOR

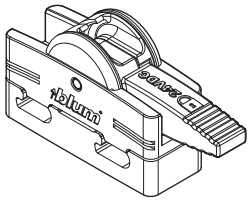

Model	Price
AOMCABLECONN	41

Modifications Are Not Available

AUTOMATIC OPENING MECHANISM CABLE END PROTECTOR

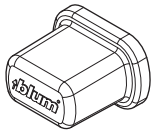

Model	Price
AOMCABLEPROT	12

Modifications Are Not Available

AUTOMATIC OPENING MECHANISM UNIVERSAL CABLE, 26′



Model	Price
AOMCABLE	245

Modifications Are Not Available

AUTOMATIC OPENING MECHANISM CABLE CLIP

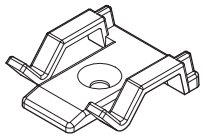

Model	Price
AOMCABLECLIP	21

Modifications Are Not Available

LID PULL-OUT KIT

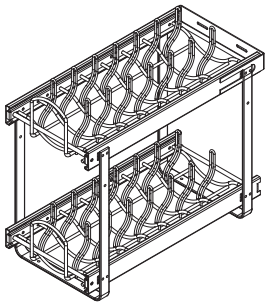

Model	Price
LH12KIT	1213

- Lid pull-out will hold 6 lids per tray.
- Maximum lid diameter is 8 1/2″ on bottom tray and 9 3/4″ on top tray.
- Requires a minimum opening of 12″ wide x 24 1/2″ high x 21″ deep.
- Installation to bottom and back, may require block out on side for extra support.

Modifications Are Not Available

POTS and PANS PULL-OUT KIT

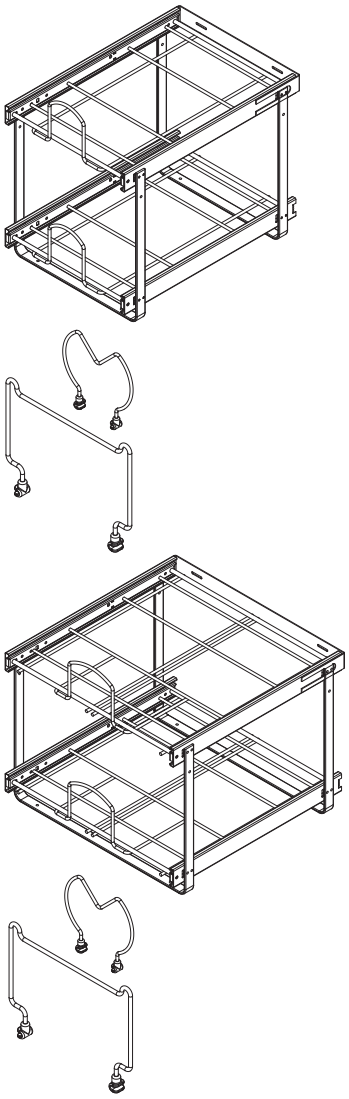

Model	Price
PPH15KIT	1283
PPH21KIT	1712

- PPH15KIT Pots and Pans pull-out includes 8 dividers per tray for adjustable storage.
- PPH15KIT requires a minimum opening of 15″ wide x 24 1/2″ high x 21″ deep.
- PPH21KIT Pots and Pans pull-out includes 16 dividers per tray for adjustable storage.
- PPH21KIT requires a minimum opening of 21″ wide x 24 1/2″ high x 21″ deep.
- Installation to bottom and back, may require block out on side for extra support.

Modifications Are Not Available

CABMAT™

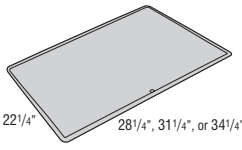

Model	Price
CABMAT30	300
CABMAT33	300
CABMAT36	300

- Designed to capture spills and is removable for cleaning.
- Not trimmable. Can also be used in wider cabinets but will create a small void of unprotected area along the end panels.
- CabMat™ is also available installed as a modification for easy size selection by cabinet, see CMAT on page G•37.
- Inset on sink base cabinets will utilize the vanity CabMat™ size.

	Liquid Capacity		Cabinet Size	
	Gallons	Liters	Width	Depth
CABMAT30	2.0	7.6	30″	24″
CABMAT33	2.4	9.0	33″	24″
CABMAT36	2.7	10.2	36″	24″

Modifications Are Not Available

Description	Model	Price
CABMAT™ VANITY	**CABMATV24**	300
	CABMATV30	300
	CABMATV36	300

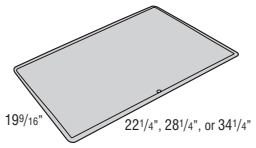

- Designed to capture spills and is removable for cleaning.
- Not trimmable. Can also be used in wider cabinets but will create a small void of unprotected area along the end panels.
- CabMat™ is also available installed as a modification for easy size selection by cabinet, see CMAT on page G•37.
- CabMat™ not available on inset vanity cabinets.

	Liquid Capacity		Cabinet Size	
	Quarts	Liters	Face Frame Opening	Depth
CABMATV24	2.5	2.4	21″-24″	21″
CABMATV30	3.3	3.1	27″-30″	21″
CABMATV36	3.9	3.7	33″	21″

Modifications Are Not Available

SINK BASE CLEANING CADDY

SBCADDYSM 928

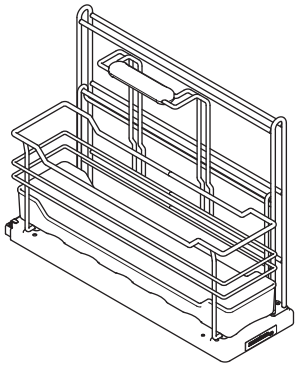

- Includes one removable basket with handle and four dividers.
- Bottom mounted full extension, Smart Stop slides.
- Caddy dimensions are 6 3/8″ wide x 15 3/4″ high x 18 1/2″ deep.
- Caddy fits in cabinets with a minimum: 9″ wide x 16″ high (frame opening) x 21″ deep.

Modifications Are Not Available

SINK BASE CLEANING CADDY

SBCADDY 1213

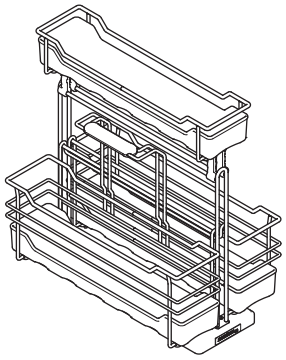

- L or R designates installed side.
- Includes one removable basket with handle, one basket without handle, swivel basket and 8 dividers.
- Bottom mounted full extension, Smart Stop slides.
- Caddy dimensions are 11″ wide x 20″ high x 18 1/2″ deep.
- Caddy fits in cabinets with a minimum: 12″ wide (15″ for inset) x 20 1/2″ high (frame opening) x 21″ deep.

Modifications Are Not Available

Description	Model	Price

MISCELLANEOUS ITEMS

PLASTIC SHELF CLIPS – STANDARD

SHELFPEGS 10

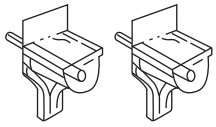

- Includes 12 plastic shelf clips and 3mm steel pin with clear plastic shoulder.

Modifications Are Not Available

MULLION DOOR CLIPS

MDCLIPS 27

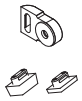

- Package of 6 includes clear plastic retainer clips, screws, and PVC inserts.
- For use when inserting glass for Schrock Boutique Mullion Doors and Cut-for-glass Doors.
- Five styles of PVC inserts are included for varying glass thickness and/or door styles.

Modifications Are Not Available

RETAINER CLIPS

RETAINER 9

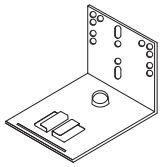

- Sold in pairs.

Modifications Are Not Available

STEM BUMPER PADS

BUMPERSTEM 5

- Sold in quantities of 10.

Modifications Are Not Available

HINGE SPACERS

HNGSPACER 5

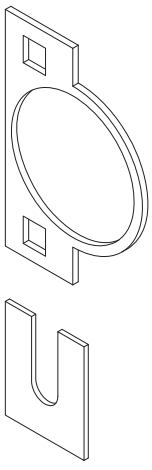

- Specify round or U-shaped.
- Round spacer fits behind hinge on door. U-shaped spacer fits behind hinge plate on face frame.

Modifications Are Not Available

Description	Model	Price
ROLL TRAY BUMPER PADS	**BUMPERRT**	15

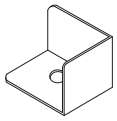

- Sold in quantities of 4.

Modifications Are Not Available

Description	Model	Price
INSET MAGNETIC CATCHES	**MAGCATCHINSET**	20

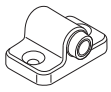

- Sold individually.
- Includes strike plate.

Modifications Are Not Available

Description	Model	Price
TURNBUCKLES for FALSE DRAWER FRONTS	**FALSEPANELCLIP**	9



Modifications Are Not Available

Description	Model	Price
FULL EXTENSION DRAWER and ROLL TRAY SLIDES	**DGK12FXSPG** (Undermount with Smart Stop)	129
	DGK15FXSPG (Undermount with Smart Stop)	129
	DGK18FXSPG (Undermount with Smart Stop)	129
	DGK21FXSPG (Undermount with Smart Stop)	129
	DGK24FXSPG (Undermount with Smart Stop)	129

Modifications Are Not Available

Description	Model	Price
EDGEBANDING	**BANDVEN**	6

- Veneer is unfinished.
- Price per foot.
- Minimum: 1′.
- Maximum: 10′.

Modifications Are Not Available

Description	Model	Price
HINGES	**942HINGE** 3/4″ 170°	27
	3/4HINGESC 3/4″	27
	32049HINGE Bifold	27
	FOSCHINGE Full Overlay Smart Stop	27
	HINGEI170	27
	HINGEISC	27
	SCISSORHINGE	27



942HINGE



3/4HINGESC



32049HINGE



FOSCHINGE

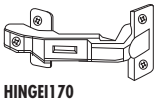

HINGEI170

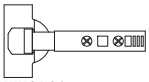

HINGEISC

- Price per pair.

Code	Hinge	Where Used
942HINGE	3/4″ Overlay Concealed	All 3/4″ overlay units requiring a 170° hinge (requires a hinge and plate #)
3/4HINGESC	3/4″ Overlay Concealed	All 3/4″ overlay units that do not require a 170° hinge
32049HINGE	Bifold	All corner units (requires a hinge and plate #) 60°
FOSCHINGE	1 5/16″ Overlay FOL Concealed Smart Stop	All FOL units except those requiring a 170° hinge
HINGEI170	Inset 170° Concealed	All Inset Units requiring a 170° inset hinge
HINGEISC	Inset Concealed Smart Stop	All Inset Units except those requiring a 170° inset hinge
SCISSORHINGE	Scissor Hinge	Used in Tilt-out Applications

Modifications Are Not Available

Description	Model	Price
HINGE ANGLE RESTRICTION CLIP	**HINGERESCLIP**	12



- Sold in pairs.
- Restricts hinges to 86° opening capability.
- Works only with 3/4HINGESC and FOSCHINGE.
- Not for use with bifold hinges or 170° corner hinges.
- Not recommended for cabinets with roll trays.

Modifications Are Not Available

Description	Model	Price
HINGE ANGLE RESTRICTION CLIP INSET	**HINGERESCLIPIN**	14



- Sold in pairs.
- Restricts hinges to 87° opening capability.
- Works only with HINGEISC. Will not work with finial hinges.
- Not for use with bifold hinges or 170° corner hinges.
- Not recommended for cabinets with roll trays.

Modifications Are Not Available

Description	Model	Price
HINGE RESTRICTION CLIP for WTH-BF and WTH-SL	**WTHBF104CLIP**	21
	WTHBF83CLIP	21
	WTHSL100CLIP	12
	WTHSL75CLIP	12

- Sold in pairs.
- WTH-BF restricts hinges to 104° or 83° opening.
- WTH-SL restricts hinges to 100° or 75° opening.

Modifications Are Not Available



WTHBF104CLIP

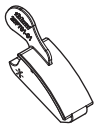

WTHBF83CLIP

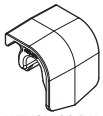

WTHSL100CLIP

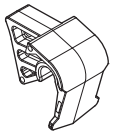

WTHSL75CLIP

Description	Model	Price
HINGE PLATES	**HINGEISCPLT1**	9
	HINGEISCPLT2	9

- Plate attaches to the end panel.
- Plastic spacer included.
- Available on Inset and Beaded Inset Styles only.

- Plate attaches to the back side of the face frame.
- Used where Hinge Plate cannot be attached to the End Panel (i.e. Wide Stiles, Clipped Corners, etc.).
- Available on Inset and Beaded Inset Styles only.

Modifications Are Not Available

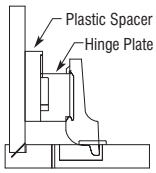

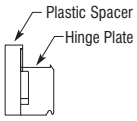

HINGEISCPLT1

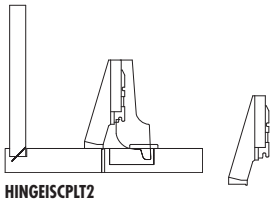

HINGEISCPLT2

Description	Model	Price
PREMIUM DOOR MECHANISM	**PDM**	39

- Includes all installation hardware.
- Creates a smooth and silent self-closing motion.
- Recommended PDMs per cabinet: 1 per door on any door with 2 hinges and 2 per door on any door with 3 or more hinges.
- Additional PDMs may be required when an accessory item is attached to the cabinet door.
- Not recommended for use on bifold doors.
- Not available with finial hinges.

Modifications Are Not Available

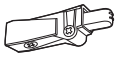

Description	Model	Price
NEW INSET FINIAL HINGES	**HIFAB2**	27
	HIFBN2	27
	HIFMB2	27
	HIFORB2	27

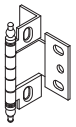

- Sold in pairs.
- Available on Inset and Beaded Inset Door Styles only.
- AB = Antique Brass,
  BN = Brushed Nickel,
  MB = Matte Black,
  ORB = Oil Rubbed Bronze.

Modifications Are Not Available

Description	Model	Price
NEW CABINET CARE KIT (PURE&SIMPLE™)	**CABCLEANKIT**	50

- PURE&SIMPLE™ Cabinet Care Kit includes one 16 ounce spray bottle of cleaning solution and a small microfiber cloth.
- Safe for use on wood and laminate cabinet surfaces.

Modifications Are Not Available



Description	Model	Price
INSTALLATION HARDWARE PARTS	**BUMPERPADS***	9
	BRKOFFSCREW8/32	10

- Sold in quantities of 25.

*Rubber bumper pads.

Modifications Are Not Available

HARDWARE

DECORATIVE PULLS and KNOBS

Description	Model	Price
	**PULLT001** • Pull - Brushed Satin Nickel • C/C: 7″ L: 8″ W: 3/8″ P: 1 1/2″	78
	**KNOBT002** • Knob - Brushed Satin Nickel • C/C: 1 1/4″ L: 2″ W: 3/8″ P: 1 1/2″	37
	**KNOBT013** • Knob - Tuscan Bronze • D: 1 1/4″ P: 1 1/16″	44
	NEW **KNOBRH20** • Rustic Knob - Bronze Highlight • L: 1 7/16″ W: 1 7/16″ P: 1 3/32″	30
	**PULLRH21** • C/C: 3″	12
	**PULLH50** • Pull - Satin Nickel • C/C: 5″ L: 5″ W: 5/16″ P: 1 1/4″	46
	**PULLH63** • Pull - Satin Nickel • C/C: 96mm L: 4 1/8″ W: 1/2″ P: 1 1/16″	39
	**KNOBH100** • Acrylic Knob with Satin Nickel base • D: 1 3/8″ P: 1 3/8″ B: 3/4″	28
	**PULLH105** • 1.75″ Tab Pull - Satin Nickel • C/C: 1″ L: 1 3/4″ W: 1″ P: 1 3/4″	28
	**PULLH106** • 7″ Tab Pull - Satin Nickel • C/C: 160mm L: 7″ W: 1″ P: 1 3/4″	43
	**PULLH107** • 12″ Tab Pull - Satin Nickel • C/C: 12″ L: 13″ W: 1″ P: 1 13/16″	71
	**KNOBH108** • Contemporary Knob - Iced Tea Nickel • L: 1 7/16″ W: 11/16″ P: 1″ B: 1/2″	30
	**PULLH115** • 128mm SP Pull - Black Mist • C/C: 128mm L: 6 3/8″ W: 1/2″ P: 1″	28
	**KNOBH116** • SP Square Knob - Black Mist • L: 1 5/16″ W: 1 1/4″ P: 1 1/8″ B: 3/8″	27
	**KNOBH117** • 1.32″ Knob - Refined Bronze • L: 1 5/16″ W: 1 5/16″ P: 1 3/16″ B: 7/8″	30

D = Diameter
P = Projection (Hardware Depth)
L = Length
W = Width
B = Base
C/C = Center to Center

DECORATIVE PULLS and KNOBS (cont'd)

Description	Model	Price
	**KNOBH118** • 1.32″ Knob - Satin Nickel • L: 1 5/16″ W: 1 5/16″ P: 1 3/16″ B: 7/8″	30
	**PULLH119** • 160mm Pull - Refined Bronze • C/C: 160mm L: 7 1/8″ W: 3/4″ P: 1″	41
	**PULLH120** • 160 Pull - Satin Nickel • C/C: 160mm L: 7 1/8″ W: 3/4″ P: 1″	41
	**PULLH122** • Pull - Satin Nickel • C/C: 12″ L: 12 3/4″ W: 7/8″ P: 1 3/16″	62
	**KNOBH127** • 1.5″ Round Knob - Silver Stone • D: 1 1/2″ P: 1″ B: 7/8″	28
	**PULLH128** • 160mm Pull - Silver Stone • C/C: 160mm L: 7 1/2″ W: 3/4″ P: 1 1/16″	38
	**PULLH129** • Pull - Stainless Steel • C/C: 128mm L: 6 3/8″ W: 7/16″ P: 1 1/8″	28
	**PULLH130** • Pull - Oil-Rubbed Bronze • C/C: 128mm L: 6 3/8″ W: 7/16″ P: 1 1/8″	28
	**PULLH131** • Pull - Stainless Steel • C/C: 224mm L: 10″ W: 1/2″ P: 1 3/8″	33
	**PULLH132** • Pull - Oil-Rubbed Bronze • C/C: 224mm L: 10″ W: 1/2″ P: 1 3/8″	33
	**KNOBH135** • Knob - Stainless Steel • L: 1 3/4″ W: 1/2″ P: 1 1/8″ B: 1/2″	30
	**KNOBH136** • Knob - Oil-Rubbed Bronze • L: 1 3/4″ W: 1/2″ P: 1 1/8″ B: 1/2″	30
	**PULLH141** • Pull - Stainless Steel • C/C: 128mm L: 7 3/8″ W: 1/2″ P: 1 1/4″	27
	**PULLH142** • Pull - Stainless Steel • C/C: 192mm L: 9 15/16″ W: 1/2″ P: 1 1/4″	28
	**PULLH143** • Pull - Stainless Steel • C/C: 384mm L: 17 1/2″ W: 1/2″ P: 1 1/4″	34
	**PULLH144** • 160 mm Pull - Iced Tea Nickel • C/C: 160mm L: 6 5/16″ W: 9/16″ P: 1 1/16″	32
	**KNOBM148** • Knob - Antique Pewter • L: 2 5/8″ W: 5/8″ P: 1 1/4″	45
	**KNOBM206** • Knob - Antique Pewter • D: 1 1/4″ P: 1 1/16″	44

Description	Model	Price

DECORATIVE PULLS and KNOBS (cont'd) 5 DAY



KNOBM207 45
- Knob - Rust
- D: 1 1/4" P: 1 1/16"



PULLM364 50
- Pull - Antique Pewter
- C/C: 3" L: 4 5/8" W: 1 7/16" P: 15/16"



PULLM381 29
- Pull - Brushed Satin Nickel
- C/C: 5 1/16" L: 6" W: 1/2" P: 1 1/16"



PULLM383 29
- Pull - Brushed Matte Black
- C/C: 5 1/16" L: 6" W: 1/2" P: 1 1/16"



PULLM430 33
- Pull - Satin Nickel
- C/C: 5 1/16" L: 7" W: 15/32" P: 1 7/16"



PULLM475 37
- Pull - Antique Pewter
- C/C: 3 3/4" L: 5" W: 9/16" P: 1"



PULLM476 37
- Pull - Rust
- C/C: 3 3/4" L: 5" W: 9/16" P: 1"



KNOBM549 26
- Knob - Brushed Satin Nickel
- D: 7/8" P: 1"



PULLM570 34
- Pull - Brushed Satin Nickel
- C/C: 5 1/16" L: 5 7/8" W: 1/2" P: 1 3/16"



PULLH911 36
- Pull - Hammered Blackened Bronze
- C/C: 3" L: 5-5/8" W: 1" P: 1 1/4"



KNOBH913 39
- Knob - Blackened Bronze
- 1 3/8"



KNOBH951 30
- Knob - Blackened Bronze
- L: 1 3/4" W: 1" P: 1" B: 1 1/16" x 1/2"



PULLH952 42
- Labeled Secretary Pull - Blackened Bronze
- C/C: 3" L: 4 1/4" W: 1 1/2" P: 11/16"



PULLH957 41
- Labeled Secretary Pull - Satin Nickel
- C/C: 3" L: 4 1/4" W: 1 1/2" P: 11/16"



PULLT1015 75
- Pull - Black
- C/C: 7" L: 8" W: 11/16" P: 1 1/2"

D = Diameter
P = Projection (Hardware Depth)
L = Length
W = Width
B = Base
C/C = Center to Center

Description	Model	Price

DECORATIVE PULLS and KNOBS (cont'd) 5 DAY



KNOBT1017 35
- Knob - Black
- C/C: 1 1/4" L: 2" W: 11/16" P: 1 1/4"



PULLT1018 27
- Pull - Tuscan Bronze
- C/C: 5 1/16" L: 6" W: 1/2" P: 1 1/16"



KNOB1420 24
- Knob - Satin Nickel
- D: 1 1/4" P: 1 1/8"



PULLM1674 49
- Pull - Tuscan Bronze
- C/C: 3" L: 4 5/8" W: 1 7/16" P: 15/16"



KNOBM1820 41
- Knob - Cast Iron
- L: 1 5/16" W: 1 5/16" P: 1"



PULLM1823 61
- Pull - Cast Iron
- C/C: 5 1/16" L: 7 3/8" W: 1" P: 1 1/4"



NEW **KNOB1901** 27
- Knob - Black Iron
- L: 1 7/16" W: 1 1/4" P: 1 1/8" B: 15/16"



NEW **PULL1902** 39
- Pull - Black Iron
- C/C: 128mm L: 6 1/3" W: 1 1/10" P: 1 1/16"



NEW **PULL1904** 56
- Pull - Chrome
- C/C: 3 3/4" L: 5 1/4" W: 1" P: 1"



NEW **PULL1905** 54
- Pull - Chrome
- C/C: 128mm L: 6 3/8" W: 9/16" P: 1"



NEW **KNOB1906** 40
- Knob - Chrome
- L: 1 1/16" W: 1 1/16" P: 1 1/8" B: 3/8"



NEW **PULL1907** 49
- Pull - Gold
- C/C: 160mm L: 6 7/10" W: 2/5" P: 1 1/5"



NEW **KNOB1908** 30
- Knob - Gold
- L: 1 1/4" W: 1 1/4" P: 1" B: 3/8"



NEW **KNOB1909** 29
- Knob - Champagne Bronze
- L: 1 1/4" W: 1 1/4" P: 1 1/8" B: 3/4"



NEW **PULL1910** 61
- Pull - Champagne Bronze
- C/C: 224mm L: 9 9/16" W: 3/4" P: 1 5/16"



NEW **PULL1911** 54
- Pull - Champagne Bronze
- C/C: 192mm L: 8 3/8" W: 3/4" P: 1 1/4"



NEW **KNOB1912** 40
- Knob - Black
- D: 1 1/4" P: 1 13/16"

FACTORY INSTALLED LIGHTING

STANDARD DRIVERS

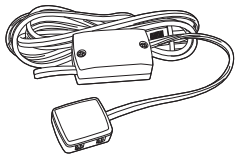

STAND1264

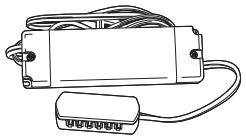

STAND123012
STAND126012

Description	Model	Price
	STAND1264	130
	STAND123012	303
	STAND126012	514

- Minimum of one driver is required for each continuous cabinet run with lighting.
- To determine driver requirements, calculate the total wattage of each cabinet run and select the appropriate size driver(s).
- Driver plugs into a standard 110 volt outlet and converts down to 12 volts to power all LED lighting components installed in cabinets.

Code	Voltage	Wattage (Max Load)	Connector Ports
STAND1264	12	6	4
STAND123012	12	30	12
STAND126012	12	60	12

Modifications Are Not Available

POWER BRIDGE

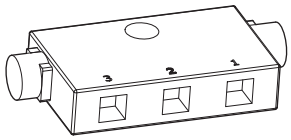

Description	Model	Price
	3ZONEPWRBRDG	71

- Allows for a non-controlled application and zoned application.
- Non-controlled: connects the Driver and Cabinet Bridge.
- Zoned: connects the Cabinet Bridge, Receiver, and Driver.

Modifications Are Not Available

4 ZONE DIMMING RECEIVER

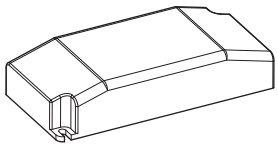

Description	Model	Price
	4ZONEDIMREC	328

- Allows the installed LED lighting to be controlled via wireless remote (not included).
- Connects the Driver and Power Bridge.
- Controls up to four zones.

Modifications Are Not Available

*Interior lighting is 5000K cool white hue. Interior lighting and exterior cool lighting are not available in California.

4 ZONE WALL CONTROLLER



Description	Model	Price
	4ZONECON	228

- Allows for wireless control of zoned lighting.

Modifications Are Not Available

JUMPER CABLES

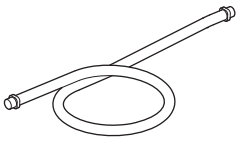

Description	Model	Price
	BRIDGECABLE18	52
	BRIDGECABLE36	60
	BRIDGECABLE72	78

- Transfers power between Cabinet Bridges.
- Cable plugs into end of each Bridge.
- Available in 18″, 36″ and 72″ lengths.
- Can be combined for longer lengths.

Modifications Are Not Available

Modifications for Factory Installed Lighting

	Wall	Base	Tall	Filler	Panel	

Position Bridge on Top of Wall Cabinet

	0	N/A	N/A	N/A	N/A	per cabinet

Specify BRIDGE.TOP

On any wall cabinet with a lighting modification attached, the bridge will be factory installed on top of the cabinet.

Position Bridge on Bottom of Wall Cabinet

	0	N/A	N/A	N/A	N/A	per cabinet

Specify BRIDGE.BTM

On any wall cabinet with a lighting modification attached, the bridge will be factory installed on bottom of the cabinet.

Add Interior Light to Single Opening Wall Cabinet or Corner Base Cabinet

Specify INT.LGT (Single Opening Wall Cabinet) or INT.LGT.BC (Corner Base Cabinet)

- Bridge unit comes installed on wall cabinets. Select appropriate modification for top or bottom installation.
- Battery Pack included with corner base cabinets.
- All wiring is connected to the bridge from each light strip.

INT.LGT	400	N/A	N/A	N/A	N/A	per cabinet

- Wall cabinets 9″ to 39″ wide only.

INT.LGT	635	N/A	N/A	N/A	N/A	per cabinet

- Wall cabinets 42″ wide and above.

INT.LGT.BC	N/A	470	N/A	N/A	N/A	per cabinet

- Corner Base Cabinet.

Add Interior Light to All Openings of Cabinet

Specify INT.ALL.LGT

- Includes stacked wall cabinets and utility cabinets.
- Bridge unit comes installed on cabinets. Select appropriate modification for top or bottom installation.
- All wiring is connected to the bridge from each light strip.

400	N/A	400	N/A	N/A	per opening

- Price listed is per opening.
- Wall cabinets 9″ to 39″ wide only.

635	N/A	N/A	N/A	N/A	per opening

- Price listed is per opening.
- Wall cabinets 42″ wide and above.

Add Interior Light to Top Opening of Cabinet

Specify INT.TOP.LGT

- Includes stacked wall cabinets and utility cabinets.
- Bridge unit comes installed on cabinets. Select appropriate modification for top or bottom installation.
- All wiring is connected to the bridge from each light strip.

400	N/A	400	N/A	N/A	per cabinet

- Wall cabinets 9″ to 39″ wide only.

635	N/A	N/A	N/A	N/A	per cabinet

- Wall cabinets 42″ wide and above.

Add Interior Light to Middle Opening of Cabinet

Specify INT.MID.LGT

- Includes stacked wall cabinets and utility cabinets.
- Bridge unit comes installed on cabinets. Select appropriate modification for top or bottom installation.
- All wiring is connected to the bridge from each light strip.

400	N/A	400	N/A	N/A	per cabinet

- Wall cabinets 9″ to 39″ wide only.

635	N/A	N/A	N/A	N/A	per cabinet

- Wall cabinets 42″ wide and above.

*Interior lighting is 5000K cool white hue. Interior lighting and exterior cool lighting are not available in California.

Modifications for Factory Installed Lighting (cont'd)

Add Interior Light to Bottom Opening of Cabinet

Specify INT.BTM.LGT

- Bridge unit comes installed on wall cabinets. Select appropriate modification for top or bottom installation.
- All wiring is connected to the bridge from each light strip.

Wall	Base	Tall	Filler	Panel	
400	N/A	400	N/A	N/A	per cabinet

- Wall cabinets 9″ to 39″ wide only.

635	N/A	N/A	N/A	N/A	per cabinet

- Wall cabinets 42″ wide and above.

Add Interior Light to Top and Middle Openings of Cabinet

Specify INT.TOP.MID.LGT

- Bridge unit comes installed on wall cabinets. Select appropriate modification for top or bottom installation.
- All wiring is connected to the bridge from each light strip.

795	N/A	795	N/A	N/A	per cabinet

- Wall cabinets 9″ to 39″ wide only.

1260	N/A	N/A	N/A	N/A	per cabinet

- Wall cabinets 42″ wide and above.

Add Interior Light to Top and Bottom Openings of Cabinet

Specify INT.TOP.BTM.LGT

- Bridge unit comes installed on wall cabinets. Select appropriate modification for top or bottom installation.
- All wiring is connected to the bridge from each light strip.

795	N/A	795	N/A	N/A	per cabinet

- Wall cabinets 9″ to 39″ wide only.

1260	N/A	N/A	N/A	N/A	per cabinet

- Wall cabinets 42″ wide and above.

Add Interior Light to Middle and Bottom Openings of Cabinet

Specify INT.MID.BTM.LGT

- Bridge unit comes installed on wall cabinets. Select appropriate modification for top or bottom installation.
- All wiring is connected to the bridge from each light strip.

795	N/A	795	N/A	N/A	per cabinet

- Wall cabinets 9″ to 39″ wide only.

1260	N/A	N/A	N/A	N/A	per cabinet

- Wall cabinets 42″ wide and above.

Add Exterior Cool Light to Bottom of Wall Cabinet

Specify EXT.BTM.LGT.C

- LED light strip housed in a rigid aluminum extrusion.
- 5000K cool white hue.
- Installed 9″ from back of cabinet.

285	N/A	N/A	N/A	N/A	per cabinet

Add Exterior Warm Light to Bottom of Wall Cabinet

Specify EXT.BTM.LGT.W

- LED light strip housed in a rigid aluminum extrusion.
- 3000K warm white hue.
- Installed 9″ from back of cabinet.

285	N/A	N/A	N/A	N/A	per cabinet

*Interior lighting is 5000K cool white hue. Interior lighting and exterior cool lighting are not available in California.

Notes

HEARTH1

HE01	Parts List
✓	(1) 2-WSP930, EXBKL & R6″, FTK, FPEL, FPER
✓	(2) 1-BBM8
✓	(3) 1-RPV48
✓	(4) 1-SHELFMI 19″ x 67″, trim front with 2-CBEADM
✓	(5) 2-SWVCRM8
✓	(6) 1-SHELFMI 22″ x 73″, trim front with 2-CBEADM
✓	(7) 1-W3321, ID21
✓	(8) 1-W3321, ID21, Half Width 16.5R, FPEL
✓	(9) 1-W3321, ID21, Half Width 16.5L, FPER
✓	(10) 2-SM8

NOTE: Moulding needs to be ordered to match kitchen. See appliance specs for clearance requirements. Vent installation behind valance recommended. Not available in Walnut. Use single design code HE01 to locate template in 20/20 catalog. You may edit these designs to accommodate actual dimensions in your projects.

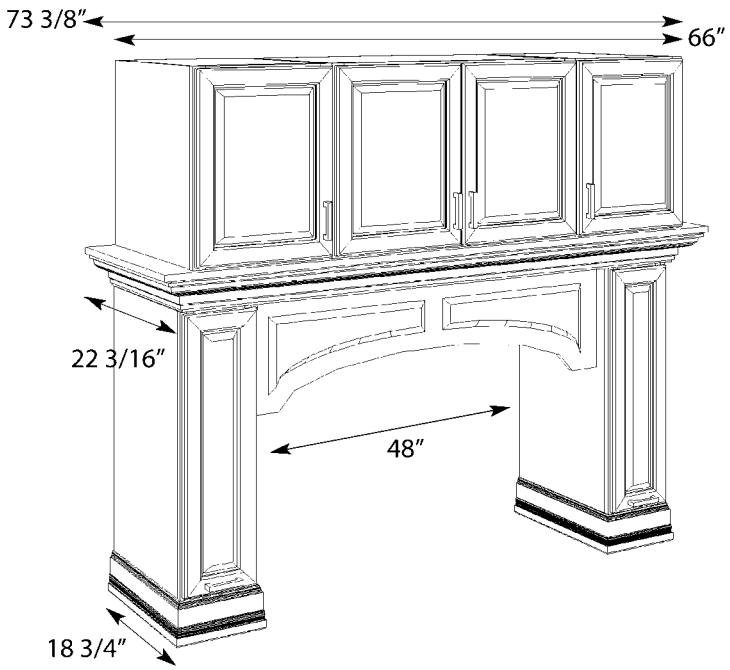

Overall Height: 60″

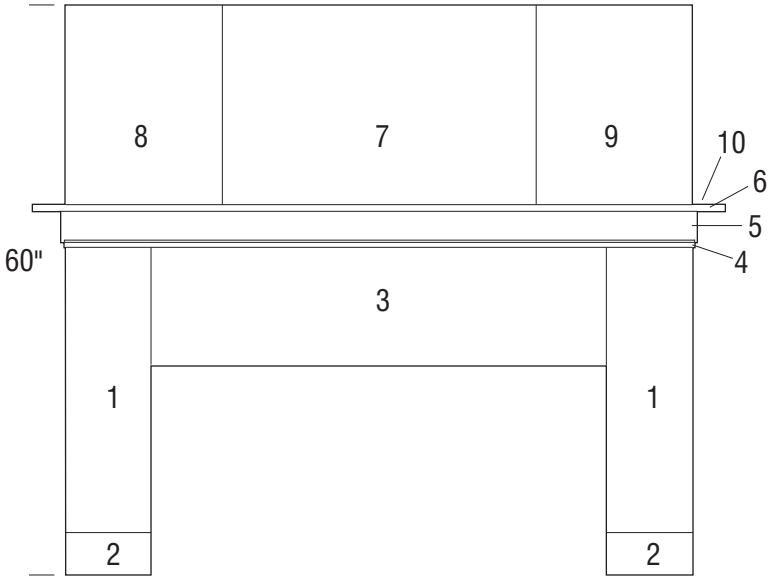

Parts Key
(Aerial View)

HEARTH2

HE02	Parts List
✓	(1) 2-PILB84BAT w/TBATM Moulding (trim to 15 3/4″ x 60″ H)
✓	(2) 1-WSP936, EXBKR3″, FPER
✓	(3) 1-WSP936, EXBKL3″, FPEL
✓	(4) 1-RPV48
✓	(5) 1-W3318, ID15
✓	(6) 1-W3318, Half Width 16.5″R, ID15
✓	(7) 1-W3318, Half Width 16.5″L, ID15

NOTE: Moulding needs to be ordered to match kitchen. See appliance specs for clearance requirements. Not available in Walnut.
Use single design code HE02 to locate template in 20/20 catalog. You may edit these designs to accommodate actual dimensions in your projects.

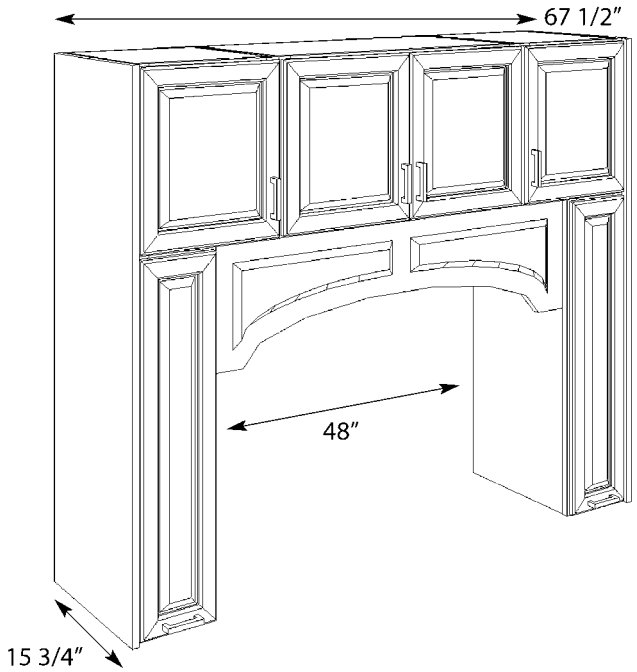

Overall Height: 54″

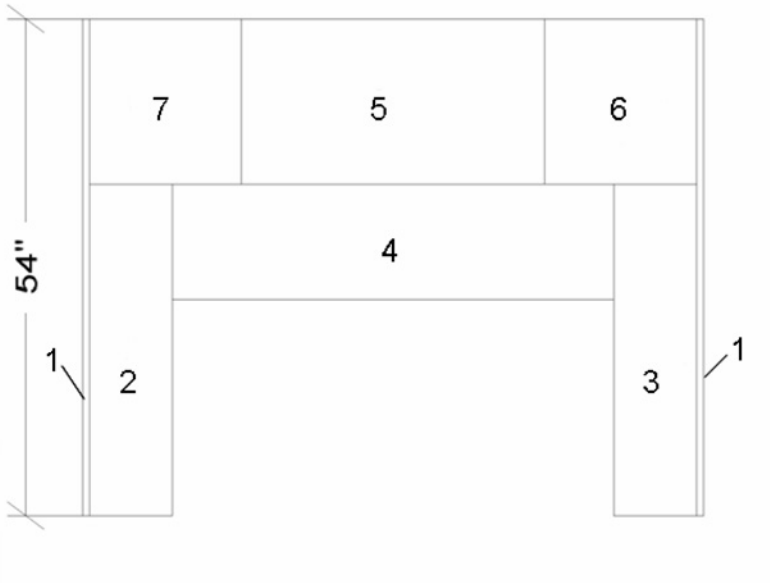

Parts Key
(Aerial View)

ARMOIRE1

AR01FO Full Overlay	Parts List
✓	(1) V33024BCFP FLUT3
✓	(2) VB363021 – 18″ Deep EXL1/4″, EXR1/4″, FTK, MIP
✓	(3) V33024BCFP FLUT3
✓	(4) W360BCFP 27″ Deep, FLUT3
✓	(5) W3618 ID18″, EXL1/4″, EXR1/4″, MIP
✓	(6) W3636 MD36, MIP*, ID18″, EXL1/4″, EXR1/4″
✓	(7) 3/4SOLID 3/4″ x 6″ x 36 1/2″
✓	(8) W360BCFP 27″ Deep, FLUT3
✓	(9) WOODTOP – 1 1/2″ x 19 1/2″ Deep x 43 1/2″ #17 F, L, R
✓	(10) 2-ACO
✓	(11) ACOVLY
✓	(12) 2-TF396 FTK
✓	(13) 2-TSTM
✓	(14) 2-MTCROWN8
✓	(15) 2-BSM

AR01FO

Mount W3636 on top of W3618. Place 3/4SOLID 3/4″ x 6″ x 36 1/2″ on top of W3636. Attach ACOVLY to center of filler. Use W360BCFP cut to 19″ deep on each side of stacked wall cabinets. Attach ACO to tops of columns. Use wood top as countertop. Attach V33024BCFP cut to fit on each side of VB363021. Wrap BSM around entire unit. Construct top trim with TF396 FTK between TSTM and MTCROWN8.

NOTE: Glass not included. Not available in Brennan, Delaney, Lorrina, and Tanner. Not available in Walnut.
*When a decorative door option is chosen in 20/20, Matching Interior Plywood (MIP) is a preselected option. If MIP is not desired, it can be deselected by choosing NOTMIP.



Overall Height: 97 1/8″
(including moulding shown)

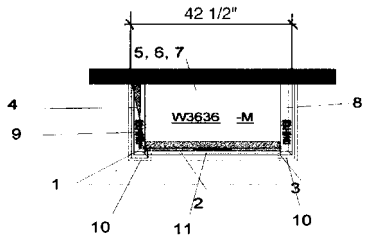

Full Overlay Parts Key
(Aerial View)

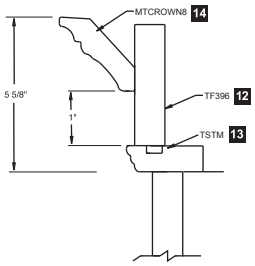

Top Trim

ARMOIRE3

AR03FO Full Overlay	Parts List
✓	(1) W2730, A2DRW, FPEL, FPER, AUTHB, FTKAV, 2WSL1.5, F, TW, XTW, HW, XHW2WSR1.5, ID18″, MIP
✓	(2) W2718 ID18″, ADRW, AUTHB, FPEL, FPER, 2WSL1.5, F, TW, XTW, HW, XHW2WSR1.5, MIP
✓	(3) WOODTOP 1 1/2″H x 19 1/4″D x 29″W #17 F, L, R
✓	(4) WOODTOP 1 1/2″H x 19 1/4″D x 29″W #17 F, L, R
✓	(5) 2-CBEADM

AR03FO

Place 1 - WOODTOP on top of each cabinet. Place upper wood top finished side down. Attach CBEADM moulding vertically on exposed face frame of both cabinets.

NOTE: Not available in Walnut.



Overall Height: 73 1/2″

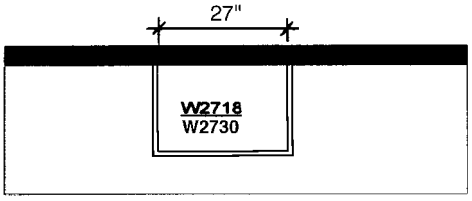

Parts Key
(Aerial View)

ARMOIRE4

AR04FO Full Overlay	Parts List
✓	(1) 6DB42 OBRB, EXL1/4", EXR1/4"
✓	(2) WOODTOP 1 1/2"H x 25 1/4"D x 45"W #17 F, L, R
✓	(3) AD42
✓	(4) AD42
✓	(5) W4236 ID18", MIP*, 2-PRMD36, EXL1/4", EXR1/4"
✓	(6) W4212 ID18", EXL1/4", EXR1/4", MIP
✓	(7) PILB34.5BAT, w/TBEM
✓	(8) PILB34.5BAT, w/TBEM
✓	(9) PILB84BAT, w/TBEM
✓	(10) PILB84BAT w/TBEM
✓	(11) 2-SHKRCRM8
✓	(12) 1-PIL584BAT w/TBEM
✓	(13) 1-FF330

AR04FO

Attach pilasters to sides of all cabinets. Cut to fit. Pull AD42s out 6". Top trim is SHKRCRM8 cleated to PIL584BAT w/TBEM. Trim filler to 1/4" and install on each side of AD42s.

NOTE: Glass not included. Not available in Brennan, Brennan Beaded Inset, Brennan Inset, Delaney, Delaney Beaded Inset, Delaney Inset, Kennedy, Lorrina, Lorrina Beaded Inset, Lorrina Inset, Prestley, Prestley Beaded Inset, Prestley Inset, Tanner, Tanner Beaded Inset, Tanner Inset, Vaughn Beaded Inset, and Vaughn Inset. Not available in Walnut.

*When a decorative door option is chosen in 20/20, Matching Interior Plywood (MIP) is a preselected option. If MIP is not desired, it can be deselected by choosing NOTMIP.

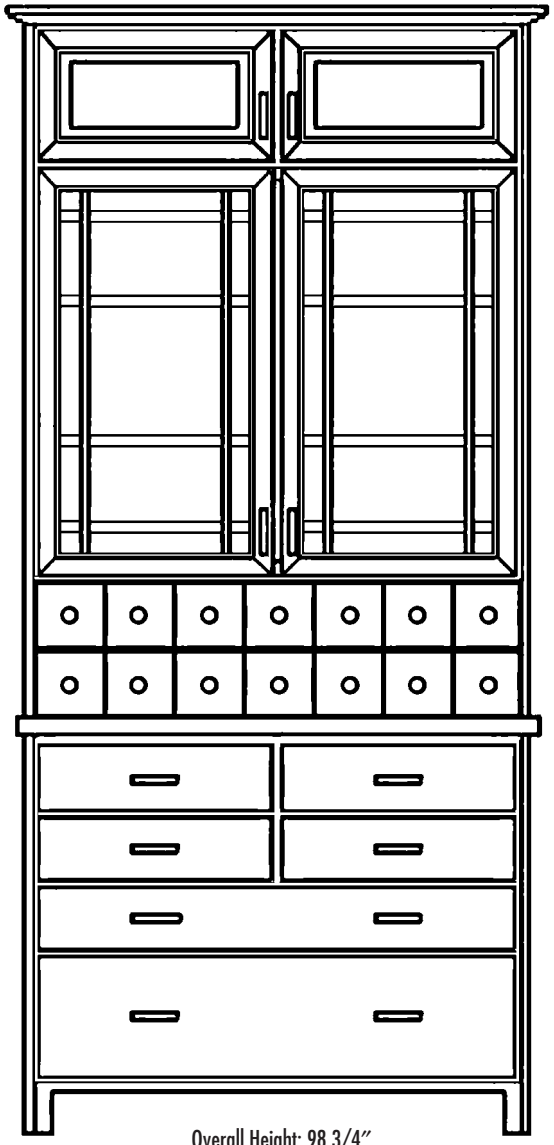

Overall Height: 98 3/4"
(including moulding shown)

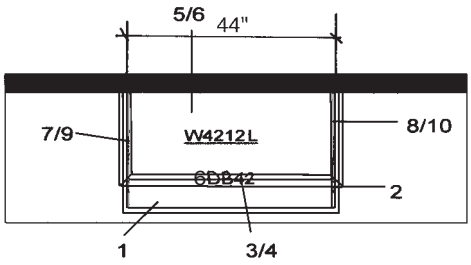

Parts Key
(Aerial View)

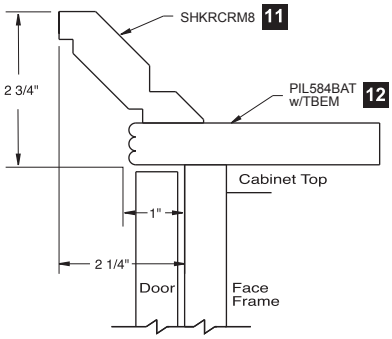

Top Trim

ARMOIRE5

AR05FO Full Overlay	Parts List
✓	(1) B334.527BCFP ROSFLUT
✓	(2) BOB18AV EXL1/4″
✓	(3) BOB18AV EXR1/4″
✓	(4) B334.527BCFP ROSFLUT
✓	(5) W360BCFP 24″D, ROSFLUT
✓	(6) W3624 ID18″, CND, MIP, A2DRW, EXL1/4″, EXR1/4″
✓	(7) W3624 ID18″, EXL1/4″, EXR1/4″, MIP
✓	(8) W360BCFP 24″D, ROSFLUT
✓	(9) WOODTOP 1 1/2″H x 25 1/2″D x 43 1/2″ #17 F, L, R
✓	(10) 8-ROSETTEFLW
✓	(11) 1-TF396 FTK
✓	(12) 1-TSTM
✓	(13) 1-SWVCRM8
✓	(15) 1-TB8WD14

AR05FO

Attach ROSETTEFLW to top and bottom of box columns. Cut wall box columns (W360BCFP) to 19″ depth. Cut base box columns (B334.527BCFP) to 25″ depth.

Top Trim – TF396 FTK between TSTM and SWVCRM8.

NOTE: Not available in Walnut.

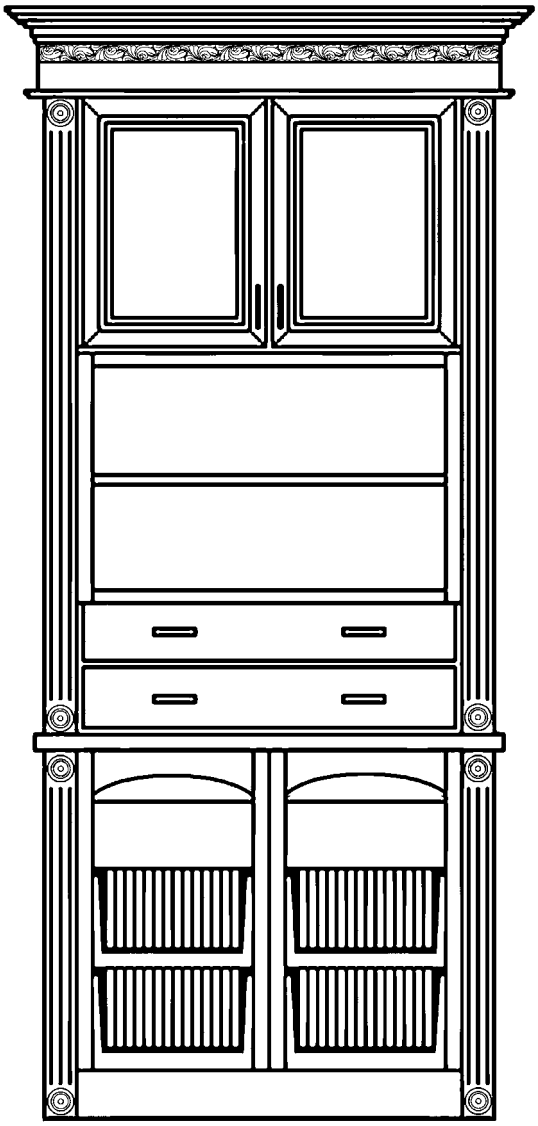

Overall Height: 101 9/16″
(including moulding shown)

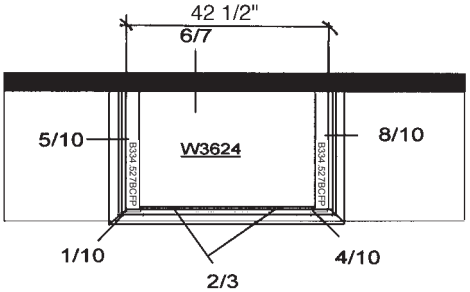

Full Overlay Parts Key
(Aerial View)

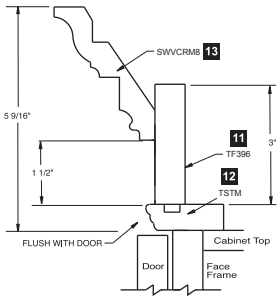

Top Trim

ISLAND1

IS01FO Full Overlay	Parts List
✓	(1) DISLEGSQ
✓	(2) BWB18 FPER
✓	(3) B30FH RD18″ w/2-RT30, EXL1/4″, EXR1/4″
✓	(4) B18-R FPEL, FPER
✓	(5) DISLEGSQ
✓	(6) WB36 RD6″, FPEL, FPER, FTKAV
✓	(7) DISLEGSQ
✓	(8) TD18FH-L FPEL
✓	(9) B30FH EXL1/4″, EXR1/4″
✓	(10) 3DB18BB FPEL, FPER
✓	(11) DISLEGSQ
✓	(12) WB36 RD6″, FPEL, FPER, FTKAV, CND, MIP
✓	(13) 3-TB8WD14

IS01FO

Silicone legs in place under countertop, centered in available space.

NOTE: Not available in Walnut.

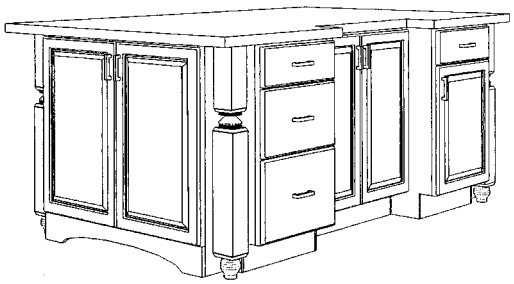

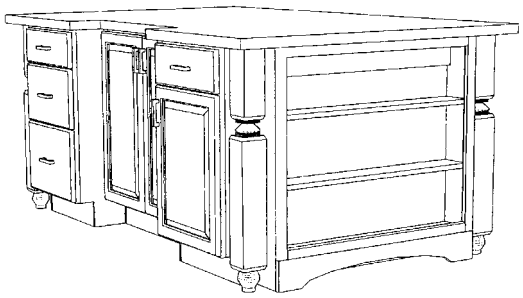



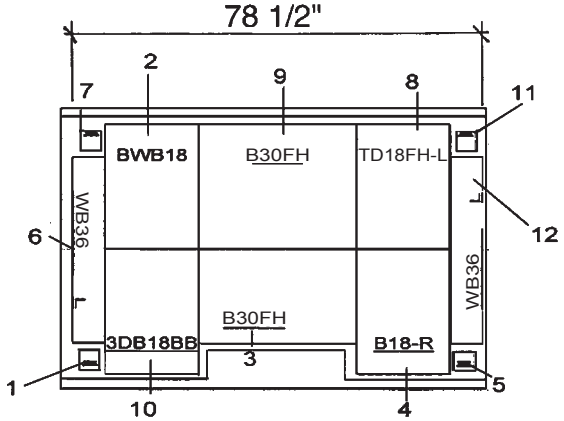

Full Overlay Parts Key
(Aerial View)

ENTERTAINMENT CENTER 1

EC01FO Full Overlay	Parts List
✓	(1) T68427BCFP FLUT3
✓	(2) B18-L FTK, EXL1/4", MIP
✓	(3) 3DB36 FTK
✓	(4) B18-R FTK, EXR1/4", MIP
✓	(5) W1836-L, CG ID24", MIP*, FPER, A2DRW, EXL1/4"
✓	(6) W3612 ID24", PFINBTMB, MIP
✓	(7) W1836-R, CG ID24", MI, FPEL, A2DRW, EXR1/4"
✓	(8) T68427BCFP FLUT3
✓	(9) WOODTOP – 1 1/2"H x 25 1/4"D x 72 1/2"W #17 F, L, R
✓	(10) 2-TF396 FTK
✓	(11) 2-SWVCRM8
✓	(12) 2-BRAIDM
✓	(13) 2-BSM

EC01FO

Top Trim – SWVCRM8 with BRAIDM in insert (cleat to TF396).
Baseboard – BSM (return into wall). 1/4" panel sent separately to be applied to W3612 for finished bottom.

NOTE: Glass not included. Open space for television: 36"W x 36"H x 22 1/2"D. Not available in Walnut.
*When a decorative door option is chosen in 20/20, Matching Interior Plywood (MIP) is a preselected option. If MIP is not desired, it can be deselected by choosing NOTMIP.

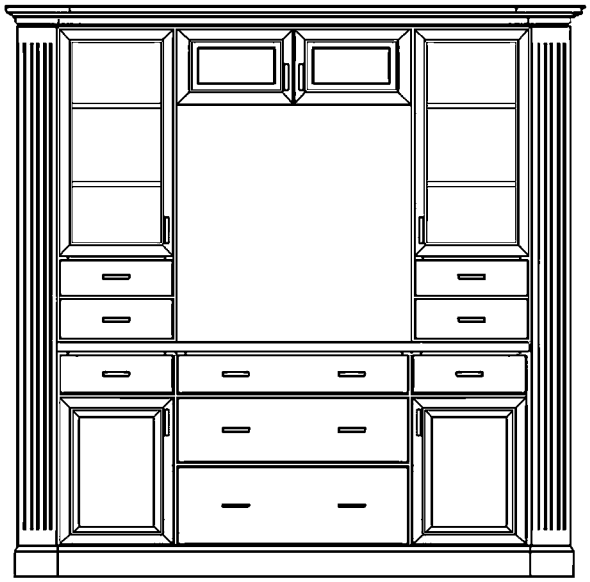

Overall Height: 87 5/16"
(including moulding shown)

Not available in Lorrina.

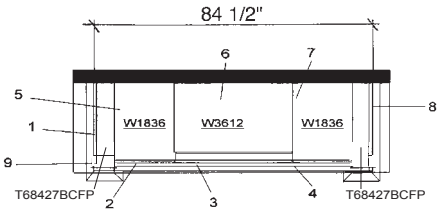

Full Overlay Parts Key
(Aerial View)

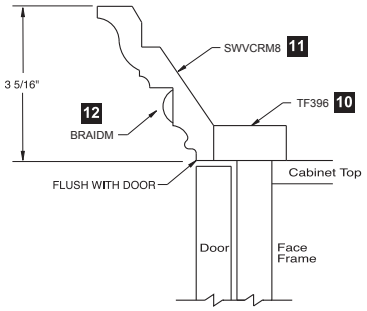

Top Trim

ENTERTAINMENT CENTER 2

EC02FO Full Overlay	Parts List
✓	(1) UB1596RT-L FPEL, AUTHL, FTK, MIP
✓	(2) T39627BCFP
✓	(3) SHELFMI 3/4″H x 24″D x 60 1/2″W
✓	(4) SHELFMI 3/4″H x 24″D x 60 1/2″W
✓	(5) W301524 PFINBTMB, EXL1/4″, MIP
✓	(6) W301524 PFINBTMB, EXR1/4″, MIP
✓	(7) T39627BCFP
✓	(8) UB1596-R FPER, AUTHR, FTK, MIP
✓	(9) SV61
✓	(10) TF684 Finish 1 long edge
✓	(11) 2-SPTRINGEND
✓	(12) 2-SPTRINGROPE96
✓	(16) 3-TF396 FTK
✓	(17) 3-TSTM
✓	(18) 3-SWLCRM8
✓	(19) 3-MDENTIL8
✓	(20) 1-BP7234.5WD
✓	(21) 1-BSM
✓	(22) 1-ICM8

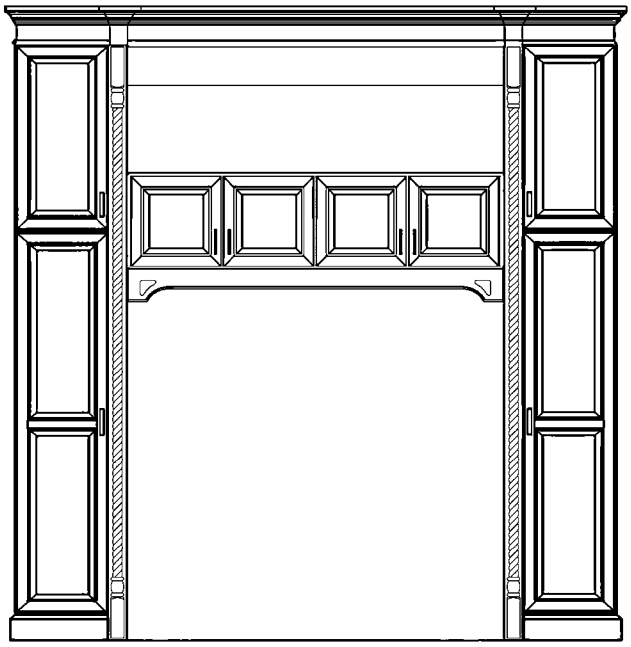

Overall Height: 100 1/16″
(including moulding shown)

Not available in Lorrina.

EC02FO

Attach SPTRINGEND and SPTRINGROPE96 to T39627BCFP. Panel back of open shelf area with BP7234.5WD. Use ICM8 at corners of panel if needed. Cut SV61 to 60 1/2″.

Top Trim – TF396 FTK between TSTM and SWLCRM8. Place MDENTIL8 under SWLCRM8. Wrap BSM around utility base. 1/4″ panel sent separately to be applied to W301524 for finished bottom.

NOTE: Glass not included. Open Space for Television: 54 7/8″W x 60 1/2″H x 22 1/2″D.
Not available in Walnut.

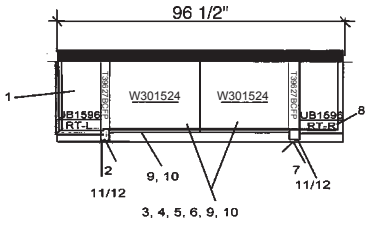

Full Overlay Parts Key
(Aerial View)

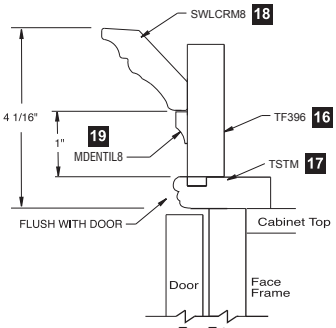

Top Trim

ENTERTAINMENT CENTER 3

EC03FO Full Overlay	Parts List
✓	(1) T248412BCAV ID18″, TVRVV, FPEL
✓	(2) B36RT FTK, EXL1/4″, EXR1/4″, MIP
✓	(3) T248412BCAV ID18″, TVRVV, FPER
✓	(4) W3636 ID24″, MIP, CND, EXL1/4″, EXR1/4″
✓	(5) W362124 EXL1/4″, EXR1/4″, MIP
✓	(6) PILB96BAT w/MROPE
✓	(7) PILB96BAT w/MROPE
✓	(8) 3-TF396 FTK
✓	(9) 3-TLCROWN
✓	(10) 2-BSM

EC03FO

Construct top trim from TLCROWN cleated to TF396. Use BSM trim at baseboard.

NOTE: Glass not included. Open Space for Television: 33″W x 33″H x 22 1/2″D. Shelves will not support television. Not available in Walnut.

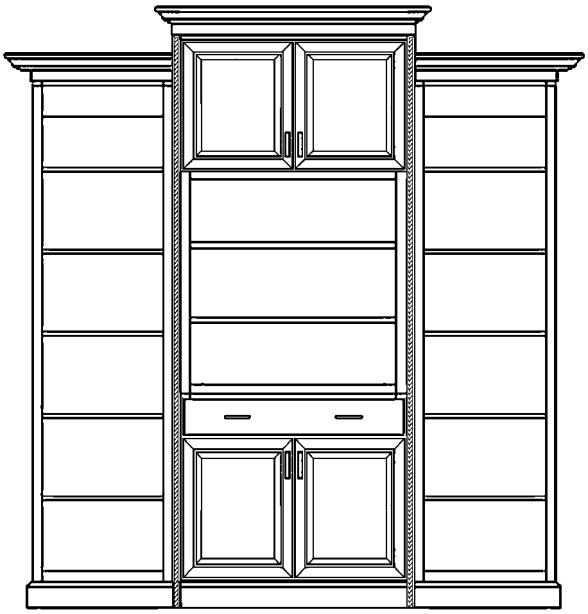

Overall Height: 101 5/16"
(including moulding shown)

Not available in Lorrina.

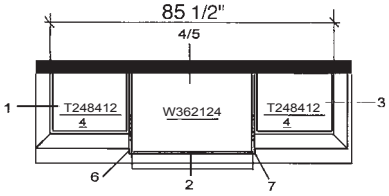

Parts Key
(Aerial View)

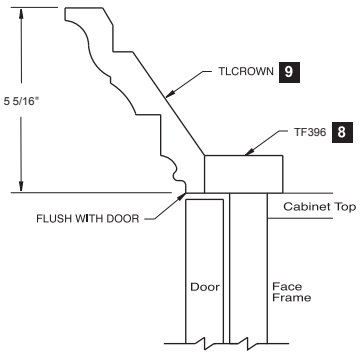

Top Trim

Express Response Program

Our Commitment to Channel Partners, Designers and Customers

Schrock Boutique's Express Response program is designed to expedite orders when customers need product faster than normal lead times to correct problems with an existing order. Below is an overview of the program and what you can expect from Schrock Boutique's commitment to superior service.

Guidelines

- Order must be associated with a previous order number.
- All orders received by 12 NOON E.T. Monday-Friday will be automatically scheduled for Express Response that same day. Orders received after the cutoff time will be processed on the next business day.
- Lead time calculation is based on receipt of a clean order on a credit-worthy account. Clean orders are orders in which all information is provided and accurate.
- There is no additional up-charge for Express Response.
- There are no cancellations or returns once order is received.
- Due to the special nature of the products listed, they are excluded from the Express Response program and will be processed as a standard lead time order.
  – Specials, Appliance Panels, Wood Hoods, and Element Design® Aluminum Frame Doors/Inserts. Contact customer service to help process these requests as standard lead time orders.
- Express Response is available within the continental United States. Should Alaska, Hawaii or international shipments be required, customer service representatives are ready to assist by providing shipping information and determining lead times.

Lead times

12 WORKING DAYS OR LESS FROM ORDER TO DELIVERY (channel partner or home delivery agent):

- Items shipped via LTL (via SuperPAC™) or truckload
- Includes all catalog items except those that can be expedited through the 5-day program listed below and any item finished in a Sherwin-Williams® Fan Deck Color.

20 WORKING DAYS OR LESS FROM ORDER TO DELIVERY (channel partner or home delivery agent):

- Items shipped via LTL (via SuperPAC™) or truckload
- Includes any item finished in a Sherwin-Williams® Fan Deck Color.

5 WORKING DAYS FROM ORDER TO DELIVERY:

- Qualified items are designated in the Pricing/Specification Guide with an icon
- Items will ship via parcel ground
  - Lead time calculation allows for 2 days parcel ground shipping time. Some geographic areas may require additional shipping time.
- For orders containing both 12 day and 5 day items, the longer lead time applies.

QUESTIONS? If you have questions that aren't answered here, contact your Customer Service team.

Schrock Boutique Warped Door

Schrock Boutique's line of framed cabinetry is constructed to strict specifications, including the moisture content present in wood. When the moisture content is maintained at a constant level, Schrock Boutique is able to minimize the amount of expansion and contraction associated with natural wood. When a great amount of expansion and contraction occur, the result can be a warped door. By strictly controlling the amount of humidity present during manufacturing, Schrock Boutique is helping to ensure you receive a quality product.

Because wood is a natural product, each piece of wood exhibits its own unique color and grain variations. These differences give wood its genuine beauty. The wood's natural properties also determine how each individual piece will react to changing weather conditions. Therefore, eliminating warped doors is virtually impossible.

If you feel that you have a warped door, Schrock Boutique requires that you perform initial testing to determine the extent of the problem.

1. Remove the door from the cabinet and remove all decorative surface knobs or pulls and hinges.

2. Place the door on a completely flat surface, as determined by using a level, and alternately press on opposite corners to observe if the door "rocks" or pulls away from the flat surface.

3. If you observe a gap between the door and the flat surface, measure the distance to determine the amount of warpage.

   - A door must be warped at least 1/4" before it can be considered for replacement. When ordering a replacement by using Schrock Boutique Part/Replacement Order Form, be sure to fill in the "Reason for Replacement" section by identifying the applicable warping classification illustrated below.
   - If a door is warped less than 1/4", we recommend you allow a complete heating and cooling cycle (summer to winter season change) to allow the door to reach a moisture equilibrium. Adding magnetic catches or roller catches will often correct minor problems.

4. If the door does not pull away from the flat surface, it is not warped. Most likely, there is a problem with the cabinet installation. When cabinets are not installed in a level or plumb position, they become racked and will cause the door to appear warped. To check for a racked cabinet, place a level on one end rail. The bubble in the level will appear centered if the cabinet was properly installed in a level position. Now place the level on the other end rail.

Again, if the bubble appears centered, the cabinet is properly installed in a level position. Any variations in the location of the bubble will indicate the cabinet was not properly installed. (A plumb bob will reveal the same information.)

Another proper installation check is to place the level on the top, and then bottom, of the installed cabinet's face frame. Identify the bubble's position in both, top and bottom, locations of the face frame. The bubble's position will indicate if the cabinet was properly installed.

Glossary

LEVEL: (v) A term used to describe a true horizontal line.
(n) A device for establishing a horizontal line or plane by means of a bubble in liquid that shows adjustment to the horizontal by movement to the center of a slightly bowed glass tube.

PLUMB: (v) A term used to describe a true vertical line. If something is "out of plumb," it is not exactly straight up and down.

RACK: (v) The action of straining or wrenching through improper installation.

WARP: (v) The action of twisting or bending out of a true flat or level surface.

Schrock Boutique Warped Door (cont'd)

Classification of Warping

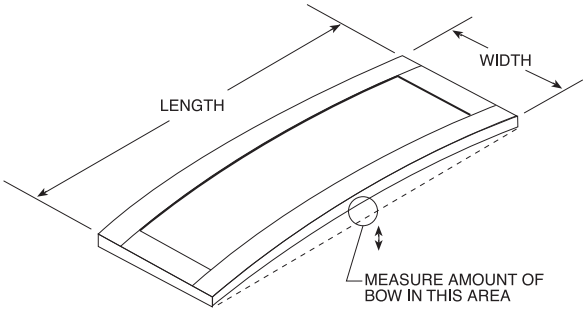

BOW – VERTICAL DEVIATION (UP OR DOWN) FROM A TRUE FLAT PLANE. A BOW IS USUALLY ASSOCIATED WITH THE LENGTH.

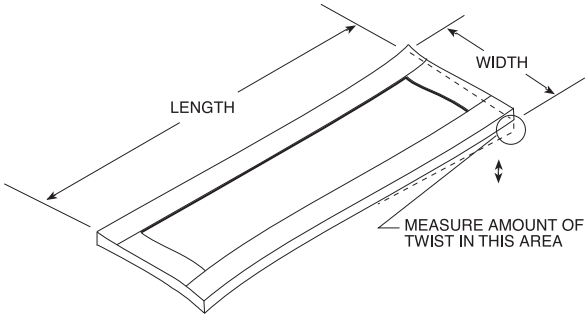

TWIST – VERTICAL DEVIATION (UP AND DOWN) FROM A TRUE FLAT PLANE. TWIST USUALLY OCCURS TO JUST THE CORNER(S) OR END.

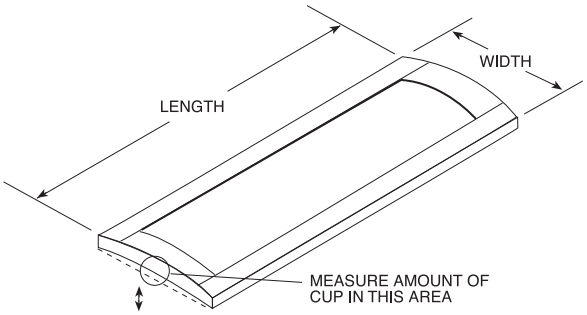

CUP – VERTICAL DEVIATION (UP OR DOWN) FROM A TRUE FLAT PLANE. A CUP IS USUALLY ASSOCIATED WITH THE WIDTH.

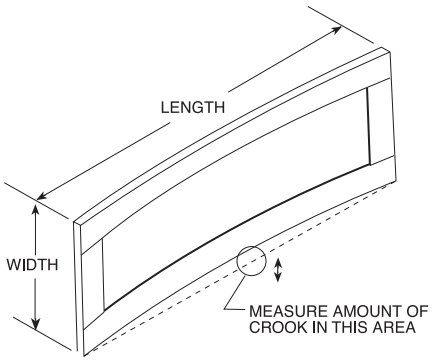

CROOK – HORIZONTAL DEVIATION (SIDE TO SIDE) FROM A TRUE EDGE. A CROOK IS USUALLY ASSOCIATED WITH THE LENGTH.

Policies

Limited Lifetime Warranty
(Residential Purchaser)

Schrock Boutique™ Series has a Limited Lifetime Warranty. For terms & conditions, please visit: https://www.schrock.com/warranty.

Humidification

https://www.masterbrand.com/humidification

Cabinet Installation Instructions

https://www.masterbrand.com/installation

Cabinet Care and Cleaning

https://www.masterbrand.com/care-and-cleaning

KCMA

Every Schrock Boutique finish has exceeded the KCMA (Kitchen Cabinet Manufacturing Association) standard for durability, stain, moisture, and temperature resistance (ANSI/KCMA A161.1-2000).

Schrock™
boutique™ series

CC Log #:_____
Internal Use Only

Sherwin-Williams® Color Sample Waiver Form

Fax: 877.333.7122
Email: boutiqueorders@masterbrand.com

Dear Schrock Boutique Customer,

Thank you for selecting Schrock Boutique cabinetry and taking advantage of our Sherwin-Williams® Color program.

Your satisfaction is important to Schrock Boutique so we want you to fully understand the characteristics that make painted finishes so distinctive. It is important to realize that the beauty of wood cabinetry really comes from natural qualities of wood itself. The textures of natural grain patterns often remain visible in some species and should be accepted as inherent characteristics when selecting cabinetry. When Maple painted finishes (Paints, Sherwin-Williams or Brushed Technique) are specified, the center panels of the selected style may be constructed of Medium Density Fiberboard (MDF). MDF provides a smoother finish when painted, and is more resistant to warping, expansion, and contraction.

In addition, as the wood naturally expands and contracts with varying weather conditions, slight joint separation may occur. These may become visible as small cracks in the finish, particularly in the joint areas. Joint separation may be more apparent on mitered door styles, therefore painted finishes are not recommended for use in environments with extremely high or low humidity levels. Also over time, there may be slight color shift in these finishes due to continued exposure to natural and artificial light sources and other environmental factors. We mention these characteristics because neither Schrock Boutique nor your dealer can be held responsible for these conditions and variations.

Sherwin-Williams® samples are shown on materials other than wood. Wood will have a different appearance when the color is applied to the actual door or cabinet. This is due to different material properties, textures and sheen levels.

I have read the foregoing and understand that normal color variation is found from "color swatch to color swatch" and from "paper media to solid wood." I have decided to forego the recommended process of ordering a sample door, assuring a more accurate color match to the final finished product. I also understand the above mentioned wood characteristic information and agree not to hold Schrock Boutique and/or the Schrock Boutique Dealer responsible in the event these wood and color characteristics are later found by me to be less desirable than expected.

_____
Customer Signature/Date

_____
Dealer Representative Signature/Date

_____
Customer Name (please print)

_____
Dealer Representative Name (please print)

Schrock™
boutique™ series

Painted Finish Agreement

Fax: 877.333.7122
Email: boutiqueorders@masterbrand.com

Alpaca, Paint, and Paint with Penned Cabinetry Agreement. Applies to Maple, MDF, and Quartersawn Oak Door Styles.

Dear Schrock Boutique Customer,

Congratulations on your selection of Schrock Boutique cabinetry. Because of their unique characteristics, these finishes are quite different from other cabinetry finishes you may be familiar with. Your satisfaction is important to Schrock Boutique, and we want you to fully understand the characteristics that make painted finishes so distinctive.

In addition, as the wood naturally expands and contracts with varying weather conditions, slight joint separations may occur; these may become visible as small cracks in the finish, particularly in joint areas. When Maple painted finishes (Paints, Sherwin-Williams or Brushed Technique) are specified, the center panels of the selected style may be constructed of Medium Density Fiberboard (MDF). MDF provides a smoother finish when painted, and is more resistant to warping, expansion, and contraction. ***Joint separation may be more apparent on mitered doors; therefore, the finishes listed above are not recommended for use in environments with extremely high or low humidity levels.*** Also, over time, there may be a slight color shift in these finishes due to continued exposure to natural and artificial light sources. We mention these characteristics because neither Schrock Boutique nor your Schrock Boutique dealer can be responsible for these conditions and variations.

Accordingly, Schrock Boutique orders for cabinetry with the above listed finishes must be accompanied by this letter of agreement bearing the customer's signature.

I have read the foregoing and find that the characteristic variations of wood are desirable. As such, I agree not to hold Schrock Boutique and/or the Schrock Boutique dealer listed below responsible in the event that these characteristics are later found by me to be less desirable than I had expected.

_____
Customer Signature/Date

_____
Dealer Signature/Date

_____
Customer Name (please print)

_____
Dealer Name (please print)

_____
Dealer Purchase Order Number

Schrock™
boutique™ series

Rustic Alder Agreement

Fax: 877.333.7122
Email: boutiqueorders@masterbrand.com

Dear Schrock Boutique Customer,

Congratulations on your selection of Schrock Boutique cabinetry in Rustic Alder. Because of its unique characteristics, Rustic Alder is quite different from other wood types you may be familiar with. Your satisfaction is important to Schrock Boutique, and we want you to fully understand the characteristics that make Rustic Alder so distinctive.

It is important to realize that the beauty of wood cabinetry really comes from the natural qualities of wood itself. Rustic Alder is characterized by its light brown and reddish undertones and may contain a variety of pin holes, open and closed knots of various sizes and colors, small cracks, bird pecks, mineral streaks, and grain variation. Some knots may have small holes through the panel. Larger holes will not be filled. In addition, the wood will contain color difference caused by variations in minerals found in the soil, creating visible mineral tracks. However, those characteristics that might compromise the structural integrity of the door will not be included.

Sound Closed Knot (not moveable) – Expected in Rustic Alder up to approximately 3″ diameter.
Sound Knot with Cracks – Expect sound knots with open cracks up to approximately 1″ in length.
Open Knot (through door) – Expected in Rustic Alder with open area up to approximately 3/4″ diameter.
Note: 3/4″ diameter is about the size of a penny. Holes created by open knots pass completely through the door and are desirable for this rustic look.
Unsound Knot (moveable core) – Not to be expected.
Knot Cluster (cluster of tight sound knots) – To be expected in Rustic Alder.
Worm Holes/Pin Holes (can go through door) – Can be expected on Rustic Alder up to approximately 1/4″ diameter.
Worm Tracks – Can be expected on Rustic Alder in sizes up to approximately 1/8″ wide by 8″ long.

Rustic Alder as described is featured for doors, drawer fronts, and selected mouldings. Other areas of the product will utilize Alder. Customers should expect a much lower occurrence of rustic characteristics in these other areas. The natural characteristics mentioned occur randomly in Rustic Alder. All doors, drawer fronts, and selected mouldings will contain some combination of the common Rustic Alder markings; however, it will be uncommon to find all markings on any single piece. We mention these characteristics because neither Schrock Boutique nor your Schrock Boutique dealer can be responsible for these conditions and variations.

Accordingly, Schrock Boutique orders with Rustic Alder must be accompanied by this letter of agreement bearing the customer's signature.

I have read the foregoing and find that the characteristic variations of wood are desirable. As such, I agree not to hold Schrock Boutique and/or the Schrock Boutique dealer listed below responsible in the event that these characteristics are later found by me to be less desirable than I had expected.

Customer Signature/Date

Customer Name (please print)

Dealer Signature/Date

Dealer Name (please print)

Dealer Purchase Order Number

Inset Cabinetry Awareness Agreement

Schrock™
boutique™ series

Inset Cabinetry Agreement

Fax: 877.333.7122
Email: boutiqueorders@masterbrand.com

Dear Schrock Boutique Customer,

Congratulations on your selection of Schrock Boutique Inset cabinetry. Because of the design and construction, inset cabinetry is quite different than a traditional overlay construction. Proper environmental, storage, and installation procedures are critical to the ultimate satisfaction of inset cabinetry. Your satisfaction is important to Schrock Boutique and we want you to fully understand the procedures for inset cabinetry.

Inset doors and drawer fronts are made to fit inside the frame with tight tolerances. Inset cabinets are much more vulnerable to dimensional changes and racking caused by incorrect environmental conditions or improper installation.

Important Procedures

- Inset cabinetry that is delivered and stored prior to installation must be stored in a climate controlled environment. Inset cabinetry should be allowed to acclimate in the install location(s) for 48 hours prior to installation. Relative humidity levels should be kept between 30% to 55%.
- Inset cabinets must never be installed in an environment where temperature and humidity reach extreme levels. Relative humidity levels should be kept between 30% to 55%.
- Racking can occur if a cabinet is not installed properly. If the cabinet is installed and forced out of square, it is possible to make the unit nonfunctional, as the doors and drawers will bind. The use of shims will be required to maintain proper level and plumb dimension.
- Inset cabinets should be installed by experienced and patient installers. Inset cabinets require additional time to install and adjust components to the correct positioning and function.
- Doors and drawers removed during installation must be re-installed to their original location within the specific cabinet in which they shipped from the factory.

The inset cabinetry experience and satisfaction is highly dependent upon following proper procedures as described above. Improper adherence to these procedures will void the Schrock Boutique warranty.

Accordingly, Schrock Boutique orders with inset construction must be accompanied by this letter of agreement bearing the customer's signature.

I have read the foregoing text and understand the importance of proper environmental, storage, and installation procedures for inset cabinetry. As such, I agree not to hold Schrock Boutique responsible in the event that these procedures are not followed.

_____
Customer Signature/Date

_____
Customer Name (please print)

_____
Dealer Signature/Date

_____
Dealer Name (please print)

_____
Dealer Purchase Order Number

Aluminum Frame Door Order Form

Fax: 877.333.7122
Email: boutiqueorders@masterbrand.com

Customer Name _____ **PO** _____
Customer Account # _____ **Pg** ___ **of** ___

Item	Model	Profile	Finish	Choose door to be modified if there is an upper and lower door.	Decorative Hardware Drilling
		☐ AF003 ☐ AF006 ☐ AF007	☐ Black ☐ Brushed Stainless Steel ☐ Natural Aluminum ☐ Oil Rubbed Bronze ☐ White	☐ .TOP ☐ .BTM	☐ No Drilling ☐ Knob Drilling – specify K1 & K2 ☐ Pull Drilling – specify K1, K2 & KC K1_____ (knob or pull) (Std = centered on frame) K2_____ (knob or pull) (min = 2 1/4", Std = 2 1/2") KC_____ (pull only) (center to center)

Glass	
☐ **Clear Glass**	AF_CLEAR
☐ **Satin Glass**	AF_SATIN

Backpainted Glass Finish	
☐ **White Gloss**	AF_WHITE_GLO
☐ **White Matte**	AF_WHITE_MAT
☐ **Bronze Gloss**	AF_BRONZE_GLO
☐ **Bronze Matte**	AF_BRONZE_MAT

Metallic Inserts	
☐ **Aluminum Lam**	AF_ALUMINUM
☐ **Brushed Stainless Lam**	AF_STAINLESS
☐ **Platinum Ice Ac**	AF_PLATINUM

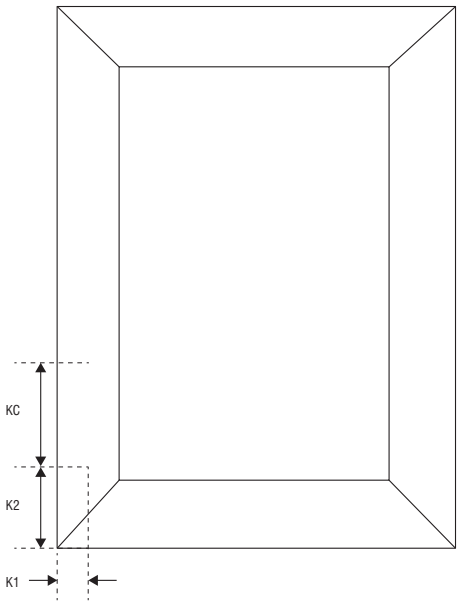

Decorative Appliance Panel Request Form

Fax: 877.333.7122
Email: boutiqueorders@masterbrand.com
Use one form per appliance.

STEP 1: Provide Order Information

DEALER ACCOUNT #: _____ DESIGNER NAME _____
CUSTOMER NAME: _____ PHONE #:_____
DEALER EMAIL: _____ FAX: _____
DOOR STYLE: _____ WOOD: _____ FINISH:_____
DRAWER FRONT OPTION (STD, DFF5PC, DFR5PC, or DFSLB): _____
FULL OVERLAY, NON-BEAD INSET, or BEAD INSET: _____ PROFILE #: _____

STEP 2: Select Appliance Panel to be Quoted (Check one per worksheet)

☐ Refrigerator / Freezer Panel ☐ Undercounter Refrigerator / Freezer Panel ☐ Ice Maker Panel
☐ Trash Compactor Panel ☐ Dishwasher Panel ☐ Warming Drawer Panel

Manufacturer: _____ Model #: _____
(i.e. GE, Sub-zero, U-line, etc.) (List full model #)

- Handle Type: ☐ J-Handle ☐ Tubular Handle ☐ Aftermarket Handle

STEP 3: Provide Additional Appliance Information

- What type of appliance panel is preferred for the appliance?
  - ☐ Installation Type
    - ☐ Standard
    - ☐ Flush Inset
  - ☐ Panel Application
    - 1/4" finished plywood veneer panel.
  - ☐ Framed
    - Framed panels are a 1/4" plywood panel with a decorative door applied.
    - Framed panels will typically use J-style handles and require a reveal on all sides.
  - ☐ Overlay
    - Overlay panels will typically have a backer panel and overlay panel.
    - Overlay panels will use a handle applied to the front of the decorative door.
  - ☐ Integrated
    - Integrated panels are a cabinet door or drawer front only with no backer panel.
    - Maximum single panel door width is 27".
- Planned finish height for refrigerator: _____
- Is a decorative panel needed for the compressor grill area?
  - ☐ Yes (Note: If ice dispenser, field cut-out is required.) ☐ No
- Does appliance have an external ice dispenser in the door?
  - ☐ Yes ☐ No
- Is an additional panel trim kit from the appliance manufacturer required?
  - ☐ Yes. Trim kit model #:_____ ☐ No ☐ Unknown
- If ordering warming drawer, warming drawer will be installed into:_____

STEP 4: Include Special Instructions

- Special instructions/requests: _____

_____

_____

STEP 5:

- Email completed form along with panel specification sheets from appliance manufacturer to Customer Service.
- Quote will be returned within 2 business days (excluding weekends).

NOTE: If appliance panel is not quoted prior to placing kitchen order, entire order will be delayed.

STEP 6: Place and Order via 20/20

Refer to page H•2 for door style size guidelines.