



Schrock™
Uniquely yours.™

Design Guide

Welcome

to the Schrock™ Design Guide.

Full of tips and inspiration, this design guide is your go-to companion during the exciting and, yes, sometimes overwhelming process that is home remodel. Browse the styles and finishes, organizational “sanity helpers”, and attention-grabbing wood hoods, and be reassured by the designer notes along the way.

Schrock’s powerful portfolio of cabinetry options will propel your vision of home from magazine clippings and Pinterest boards to a dream realized. You can count on Schrock - and on me - to deliver what will surely be your new favorite room.

Cheers to a beautiful home!

Your Schrock Designer



DESIGNER TIP:

Look for the + symbol throughout for additional information and inspirational ideas

Shown on front cover: Plymouth Maple Steam Paint and Kanga Stain, Trademark™ Series



Shown: Willet White Painted Hardwood, Entra™ Series

Smart design uses every nook available. This cozy window seat pulls the design through while adding seating and storage.



REGINA STEGGERDA

Kitchen and Bath Designer
Stuart, FL

DESIGNER SPOTLIGHT

Meet Regina.

She is a designer born and raised in Fort Lauderdale. She and her husband have been married 32 years and have two children. Their kitchen, bath and home design business is a family affair with the entire Steggerda clan involved.

Tell us more about how the family members engage with the business.

My husband is in the window and door department and my son works in the warehouse while my daughter serves as the operations manager. I am on the design team. It’s all hands on deck!

How long have you been a designer? How long have you been designing with Schrock?

I graduated from the Art Institute of Fort Lauderdale with an Associates of Science Degree in Interior Design. After graduation, I went straight into my kitchen and bath design career and have been selling Schrock for the past 7 years.

What is your favorite feature of Schrock?

The versatility of Schrock allows me to be creative in my designs while adhering to my client’s budget.

We really loved your use of space in this design. It’s fresh and clean and it looks like you utilized every inch wisely! Tell us more about your design and some of the challenges you faced.

This is a popular layout for the builders in our area. However, this is the first time I utilized the entire kitchen and breakfast nook right down to the little cabinet tucked away in the corner by the bench seat. The vent for the range hood could not be removed so we had the contractor drywall around it then put the molding across the top of the cabinets to avoid the eye from going up to the vent.

What is one of the biggest design challenges you have faced?

Designing in a small space is a little more challenging because the size of kitchen appliances continues to grow and there are many more appliance options available today. Paying close attention to the appliance specs is critical in achieving a good design.

Thank you, Regina, for sharing with us! We look forward to seeing more great designs from you!

Schrock™

uniquely yours.™

Schrock™ Cabinetry offers different series to meet a variety of needs. Your designer will help you determine which is the right fit for you and your design.

To understand what is available in each series, look for the icons throughout this design guide.

E **ENTRA™ SERIES**

A great entryway into Schrock™ Cabinetry, the Entra™ Series offers all the essentials to create a beautiful design.

T **TRADEMARK™ SERIES**

When your project calls for additional nuance - like storage, organizational features and additional touches that are uniquely you - step up to Trademark™ Series.

B **BOUTIQUE™ SERIES**

When even more style and finish options are desired, visit schrock.com/products or talk with your designer about Boutique's exquisite offering.

INSIDE THIS DESIGN GUIDE

- 1 DESIGNER SPOTLIGHT
- 2 TAP INTO THE LATEST TRENDS
- 4 STYLE WITH STAYING POWER
- 12 JUST THE RIGHT FINISH
- 24 ORGANIZATIONAL OVERHAUL
- 28 WOOD HOODS THAT IMPRESS
- 30 PERSONALIZE WITH ACCESSORIES



Shown: Plymouth
Maple Steam Paint
Island: Maple Kanga Stain,
Trademark™ Series.

CABINET COLOR MIXING STILL TRENDING

46% Homeowners that chose a contrasting island color.

Top 3 choices for island color:

Almost 25% Blue | 15% Gray | 12% Black

Source: HOUZZ



Base with Food Storage
Container Organizer

TOP 3 MOST REQUESTED FUNCTIONAL DESIGNS*

- Customized Storage Solutions (like the biometric security drawer shown below)
- Multi-Functional Islands
- Open Configurations



Biometric Security Drawer



Wall Appliance Garage with Vertical-Lift Door

MUST-HAVE FEATURES RESPOND TO SMALL-APPLIANCE TREND*

Appliance garages, like the one shown to the left, are key in concealing steamers, air-fryers and slow-cooking appliances.

Food Storage Container Organizer, shown above, puts meal prep at your fingertips.

AVOID REGRET**...

Kitchen aspects for which homeowners most regret not splurging.

- 33% Made kitchen larger
- 26% Cabinets
- 25% Pantry
- 24% Storage/organization

* 2023/2024 MasterBrand Cabinetry Trends Report
** Source: RICKI - 2023 Remodelers 360



READY, SET, STYLE.

Selecting a drawer and door style is a great place to get started. From a straight-forward Shaker to an intricately detailed design style, Schrock™ has what you need.

THINGS TO CONSIDER WHEN SHOPPING STYLES:

Select the one that aligns with your vision.



Clean, smooth slab drawer fronts.



Detailed, five-piece drawer fronts.



Full overlay drawer and door fronts deliver seamless coverage of cabinet fronts.



Partial overlay allows each drawer and door to stand out on its own.



Cherry, maple, oak and more. The wood species you choose will effect the way your chosen wood stain or paint reads on the wood color and grain. With so many combinations to choose from, your designer can help further guide.



DESIGNER TIP:

Does your design call for modern and minimal? Specialty laminate may be for you. See these sleek styles on page 22.

Shown: Kennedy Maple Seal Stain and Maritime Paint, Trademark™ Series

FULL OVERLAY DOOR STYLES

Species and finish offering differs in each Series.

T Trademark™ Series	C Cherry	M Maple	R Rustic Alder
E Entra™ Series	D MDF	O Oak	L Laminate
	H Rustic Hickory	P Painted Hardwood	P PureStyle™



Francesca
5-Piece Drawer Front

T **C** **M** **O**
E **C** **M** **O** **P**



Francesca
Profiled Slab Drawer Front

T **C** **M** **O**
E **C** **M** **O** **P**



Garrett
5-Piece Drawer Front

T **C** **M** **R**



Garrett
Slab Drawer Front

T **C** **M** **R**



Ingalis ♦
5-Piece Drawer Front

T **C** **D** **H** **M** **O** **R**
E **C** **M** **O** **P** **P**



Ingalis
5-Piece Narrow Rail Drawer Front

T **C** **D** **H** **M** **R**



Ingalis
Slab Drawer Front

T **C** **D** **H** **M** **O** **R**
E **C** **M** **O** **P** **P**



Brantley
5-Piece Drawer Front

T **C** **M**

♦ Elston, Ingalis, Lormand and Willet Purestyle feature mitered door and drawer front construction.

FULL OVERLAY DOOR STYLES

Species and finish offering differs in each Series.

T Trademark™ Series	C Cherry	M Maple	R Rustic Alder
E Entra™ Series	D MDF	O Oak	L Laminate
	H Rustic Hickory	P Painted Hardwood	P PureStyle™



Huxley
5-Piece Drawer Front
T **C** **H** **M** **O** **R**



Huxley
Slab Drawer Front
T **C** **H** **M** **O** **R**



Elston*
5-Piece Drawer Front
T **C** **D** **H** **M** **O** **R**
E **C** **M** **P** **P**



Elston
Slab Drawer Front
T **C** **D** **H** **M** **O** **R**
E **C** **M** **P** **P**



Jarret
5-Piece Drawer Front
T **C** **M**



Jarret
Profiled Slab Drawer Front
T **C** **M**



Denton
5-Piece Drawer Front
T **C** **D** **M**



Denton
Slab Drawer Front
T **C** **D** **M**



Kayes
5-Piece Drawer Front
T **C** **M**
E **C** **M** **P**



Kayes
Slab Drawer Front
T **C** **M**
E **C** **M** **P**



Willet*
5-Piece Drawer Front
T **C** **H** **M** **O**
E **C** **M** **O** **P** **P**



Willet
Profiled Slab Drawer Front
T **C** **H** **M** **O**
E **C** **M** **O** **P**



Seaton
5-Piece Drawer Front
T **C** **M**



Seaton
Slab Drawer Front
T **C** **M**



Lainey
5-Piece Drawer Front
T **C** **M**
E **C** **M** **O** **P** **P**



Lainey
Slab Drawer Front
T **C** **M**
E **C** **M** **O** **P** **P**

* Elston, Ingalis, Lormand and Willet Purestyle feature mitered door and drawer front construction.

FULL OVERLAY DOOR STYLES

Species and finish offering differs in each Series.

T Trademark™ Series	C Cherry	M Maple	R Rustic Alder
E Entra™ Series	D MDF	O Oak	L Laminate
	H Rustic Hickory	P Painted Hardwood	P PureStyle™



Benner
5-Piece Drawer Front
T M
E M P



Benner
Slab Drawer Front
T M
E M P



Kennedy
5-Piece Drawer Front
T C M



Kennedy
Slab Drawer Front
T C M



Belton
5-Piece Drawer Front
T C M O
E C M O P



Belton
Profiled Slab Drawer Front
T C M O
E C M O P



Manning
5-Piece Drawer Front
T C H M O R



Manning
Slab Drawer Front
T C H M O R



Whittaker
5-Piece Drawer Front
T C M



Whittaker
Slab Drawer Front
T C M



Rivali*
Slab Drawer Front
T C D M
E C M P L



Prestley
Slab Drawer Front
T C M



Carmin
5-Piece Drawer Front
T C M



Carmin
Profiled Slab Drawer Front
T C M



Campbell
5-Piece Drawer Front
T C H M



Campbell
Slab Drawer Front
T C H M

+ DESIGNER TIP:
Rivali does it all - Available in stain, painted and laminate so you can have this great style any way you like it.

*When Rivali is selected in Painted Hardwood, the doors and drawer fronts will be constructed of medium density fiberboard (MDF) or high density fiberboard (HDF).

FULL OVERLAY DOOR STYLES



Kittrel
5-Piece Drawer Front
T C M
E C M P



Plymouth
5-Piece Drawer Front
T C H M O R



Plymouth
Slab Drawer Front
T C H M O R



Cresson
5-Piece Drawer Front
T C M

FULL OVERLAY ALUMINUM FRAME DOOR ACCENTS



Aluminum Finish
Clear Glass



Aluminum Finish
Frosted Glass



Brushed Stainless Finish
Clear Glass



Brushed Stainless Finish
Frosted Glass



Black Powder Coat Finish
Clear Glass



Black Powder Coat Finish
Frosted Glass



DESIGNER TIP:
Add interest and elevate your design
with Aluminum Frame Door Accents.
T Trademark™ Series

PARTIAL OVERLAY DOOR STYLES

Species and finish offering differs in each Series.

T Trademark™ Series	C Cherry	M Maple	R Rustic Alder
E Entra™ Series	D MDF	O Oak	L Laminate
	H Rustic Hickory	P Painted Hardwood	P PureStyle™



Lormand*
5-Piece Drawer Front
T H M O R
E C M O P



Lormand
Slab Drawer Front
T H M O R
E C M O P



Galvyn
Profiled Slab Drawer Front
T C M O
E C M O P



Natcher
Slab Drawer Front
T C M
E C M P



Harwell
Profiled Slab Drawer Front
T C M O
E C M O P



Racine
Slab Drawer Front
T C H M O R



Larisa
5-Piece Drawer Front
T M
E M P



Larisa
Slab Drawer Front
T M
E M P

* Elston, Ingalis, Lormand and Willet Purestyle feature mitered door and drawer front construction.

FINISHES

JUST THE RIGHT FINISH.

Year after year, white wins the popular vote in kitchen cabinet paint finish choice, and it may be the winning choice for you.

If that’s the case, the real question is which white. After all, white isn’t white. There are many shades and tints of white to choose from with Schrock. Work with your designer to find your right white.



Shown: Plymouth Maple Steam Paint, Trademark™ Series



Shown: Furniture Valance Maple White Paint



DESIGNER TIP:

Prior to making a final decision, be sure to view the finish you select in your home in the lighting that your cabinets will experience and at different times of day. This will ensure you make a confident choice.

Daubs shown above: Coconut, Icy Avalanche, Steam, White and Brightest White

Please refer to door samples for a true representation of finish color. This printed guide cannot be considered color accurate.



Shown: Benner Maple Brightest White, Trademark™ Series



Shown: Kennedy Maple Maritime Paint, Trademark™ Series


CUE THE COLOR.

What if white isn’t right for your design? You can go bold and choose a color for your full design or go with a dynamic two-tone design to create dimension. The two-tone concept can be done with two paint finishes or a paint and a stain.

These are some of our favorite finish combinations to inspire you!



Maritime Paint & Morel Stain



Foxhall Green Paint & Colt Stain



Black Paint & Serious Gray Paint

PAINTS* AND LAMINATES



new

Brightest White

T

D

M



White

T

D

M

E

P

L

P



Coconut

T

D

M

E

P

L

P



new

Steam

T

D

M

E

P



Icy Avalanche

T

D

M

E

P

L

P



Cloud

T

D

M

E

P

L

P



Serious Gray

T

D

M



Moonstone

T

D

M

E

P

L

P



Naval

T

D

M

E

P



Maritime

T

D

M

E

P

L

P



Foxhall Green

T

D

M



Black

T

D

M

O

E


P



TOP IT OFF WITH GLAZE.

Glazes are just one more way to make your design uniquely yours and add character and depth to your cabinet design. Choose Penned Glaze for a concentrated glaze detail in the crevices of the cabinet drawer and door fronts.

PAINTS WITH PENNED GLAZES*




new

Brightest White with Amaretto Crème

T

D

M




new

Brightest White with Charcoal

T

D

M



new

White with Amaretto Crème


T

D

M

E

P




new

White with Charcoal

T

D

M



new

Coconut with Amaretto Crème


T

D

M

E

P




new

Coconut with Charcoal

T

D

M




new

Brightest White with Grey Stone

T

D

M




new

Brightest White with Toasted Almond

T

D

M



new

White with Grey Stone


T

D

M

E

P




new

White with Toasted Almond

T

D

M



new

Coconut with Grey Stone


T

D

M

E

P




new

Coconut with Toasted Almond

T

D

M



new

Steam with Amaretto Crème


T

D

M

E

P




new

Steam with Charcoal

T

D

M



new

Icy Avalanche with Amaretto Crème


T

D

M

E

P




new

Icy Avalanche with Charcoal

T

D

M



new

Cloud with Amaretto Crème


T

D

M

E

P




new

Cloud with Charcoal

T

D

M



new

Steam with Grey Stone


T

D

M

E

P




new

Steam with Toasted Almond

T

D

M



new

Icy Avalanche with Grey Stone


T

D

M

E

P




new

Icy Avalanche with Toasted Almond

T

D

M



new

Cloud with Grey Stone


T

D

M

E

P




new

Cloud with Toasted Almond

T

D

M




new

Serious Gray with Amaretto Crème

T

D

M




new

Serious Gray with Charcoal

T

D

M




new

Serious Gray with Grey Stone

T

D

M



new

Serious Gray with Toasted Almond

T

D

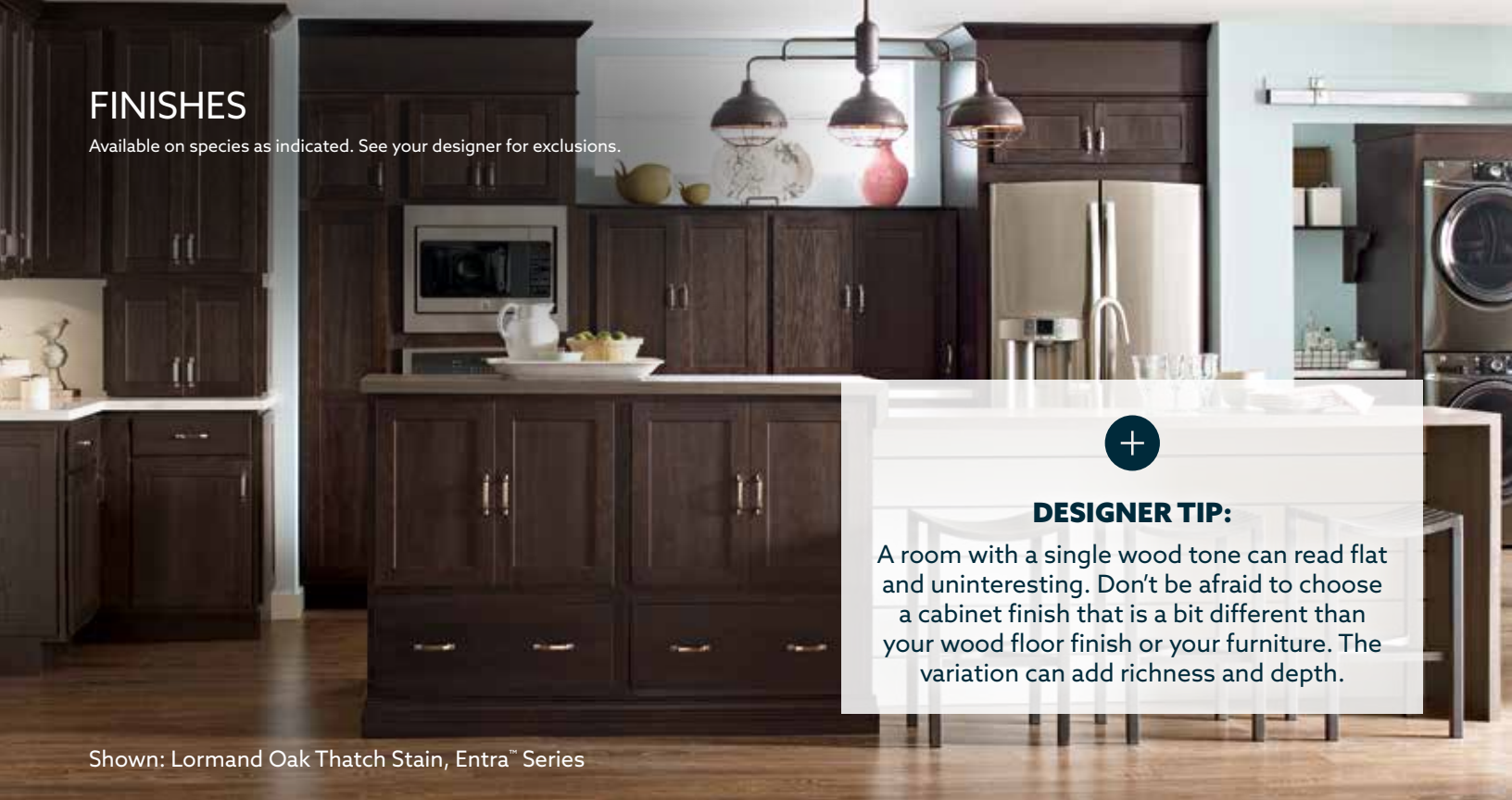
M

* The door and/or drawer front center panel on Maple painted doors may be constructed of Medium Density Fiberboard (MDF), except on the Whittaker door style, or when Heirlooming is specified.

* The door and/or drawer front center panel on Maple painted doors may be constructed of Medium Density Fiberboard (MDF), except on the Whittaker door style, or when Heirlooming is specified.

FINISHES

Available on species as indicated. See your designer for exclusions.



Shown: Lormand Oak Thatch Stain, Entra™ Series

STAINS

Natural T C H M O R E M O	Sahara T C H M O R E C M O	Light T C H O	Cattail T C H M O R	Kanga T C H M O R E C M O
Buckskin T C H M O R E C M O	Boardwalk T C H M O R	Morel T C H M O R E C M O	Seal T C H M O R	Colt T C H M O R E C M O
Tundra T C H M O R	Thatch T C H M O R E C M O	Titanium T C H M O R E C M O	Storm T C M	Chocolate T C M O R E C M O

Species and finish offering differs in each Series.

T Trademark™ Series	C Cherry	M Maple	R Rustic Alder
E Entra™ Series	D MDF	O Oak	L Laminate
	H Rustic Hickory	P Painted Hardwood	P PureStyle™

STAINS WITH PENNED GLAZES

Buckskin with Amaretto Crème T C H M R E M	Buckskin with Charcoal T C H M R	Buckskin with Toasted Almond T C H M R	Colt with Amaretto Crème T C H M R E M	Colt with Charcoal T C H M R	Colt with Toasted Almond T C H M R
Kanga with Amaretto Crème T C H M R E M	Kanga with Charcoal T C H M R	Kanga with Toasted Almond T C H M R	Morel with Amaretto Crème T C H M R E M	Morel with Charcoal T C H M R	Morel with Toasted Almond T C H M R
Natural with Amaretto Crème T C H M R E M	Natural with Charcoal T C H M R	Natural with Toasted Almond T C H M R	Sahara with Amaretto Crème T C H M R E M	Sahara with Charcoal T C H M R	Sahara with Toasted Almond T C H M R
Thatch with Amaretto Crème T C H M R E M	Thatch with Charcoal T C H M R	Thatch with Toasted Almond T C H M R	Boardwalk with Amaretto Crème T C H M R	Boardwalk with Charcoal T C H M R	Boardwalk with Toasted Almond T C H M R
Cattail with Amaretto Crème T C H M R	Cattail with Charcoal T C H M R	Cattail with Toasted Almond T C H M R	Tundra with Amaretto Crème T C H M R	Tundra with Charcoal T C H M R	Tundra with Toasted Almond T C H M R


SHEEN



HEIRLOOMING

Finishing techniques are a great way to give your cabinets a unique look. Heirlooming adds dimension and interest to your cabinets.

Over-sanded edges and profiles expose the underlying wood to create a naturally aged appearance, lending depth and character.



MATTE SHEEN
(Top portion of door)

Our low sheen top coat is less reflective and absorbs more light, resulting in a softer, more muted look. Available on all stains and glazed stains. Not available on paints or glazed paints.

SATIN SHEEN
(Lower portion of door)

Our timeless original top coat features a moderate sheen which is reflective without being too glossy. Available on all stains, glazed stains, paints and glazed paints.



DESIGNER TIP:

Accessorize your cabinetry with personal touches like these furniture-inspired feet. See more accessory options on page 30.



Shown: Craftsman Foot Black Paint

PURESTYLE™

Schrock™ Entra™ Series offers PureStyle™ for those looking for the beauty of a paint finish with added durability.

The PureStyle wrapped door and drawer front design solution delivers crisp, clean details and a durable, paint-like finish. The added benefits of color consistency paired with the resistance to scratching, fading and surface water mean PureStyle delivers fashion without the fuss.

Entra™ Series



CLEANS BEAUTIFULLY.
A clean cloth dampened with a solution of 5% dish soap and 95% water is all it takes to clean PureStyle cabinetry. Dry with a clean, soft cloth.



FULL OVERLAY DOOR STYLES



Elston
5-Piece Drawer Front



Elston
Slab Drawer Front



Ingalis
5-Piece Drawer Front



Ingalis
Slab Drawer Front

FULL OVERLAY DOOR STYLES



Lainey
5-Piece Drawer Front



Lainey
Slab Drawer Front



Willet
5-Piece Drawer Front

PARTIAL OVERLAY DOOR STYLES




Lormand
5-Piece Drawer Front




Lormand
Slab Drawer Front




Natcher
Slab Drawer Front



White



Coconut



Icy Avalanche



Cloud



Moonstone



Maritime

EXCEPTIONAL FINISH.

PureStyle features color consistency without the unpredictable variability often seen by various wood types. The surface regularity of PureStyle results in a fashionable, clean-lined aesthetic.



+

DESIGNER TIP:
Looking to add a little extra something to your design? Consider a modern, high gloss finish or a grain texture with Schrock's specialty laminates.



FULL OVERLAY SPECIALTY STYLES

Species and finish offering differs in each Series.

T Trademark™ Series	C Cherry	M Maple	R Rustic Alder
E Entra™ Series	D MDF	O Oak	L Laminate
	H Rustic Hickory	P Painted Hardwood	P PureStyle™



Aspen
Slab Drawer Front

T **L**

High Gloss White



Derazi
Slab Drawer Front

T **L**

Arctic
Obsidian



Gallio
Slab Drawer Front

T **L**

Icy Avalanche Linea Nightfall
Antler
Wharf
Elk
Gunstock




Herra
5-Piece Drawer Front

T **P**

Icy Avalanche Linea Nightfall
Elk
Gunstock

HIGH GLOSS LAMINATE



High Gloss White

T **L**

High Gloss White is available with Matching or Metallic edgebanding.




Matching



Metallic

WOOD GRAIN LAMINATES



Icy Avalanche Linea Nightfall

T **L** **P**



Antler

T **L**

TEXTURED WOOD GRAIN LAMINATES



Arctic

T **L**



Wharf

T **L**



Elk

T **L** **P**



Gunstock

T **L** **P**



Obsidian

T **L**



DESIGNER TIP:

24% of consumers regret not selecting organizational features as part of their kitchen remodel*. Build them into your design from the get-go.

ORGANIZATIONAL OVERHAUL

Who couldn't use a little help keeping life better organized? Tucked inside Schrock™ cabinets are a multitude of organizational options just waiting to tidy your Tupperware® and make sense of your mess. With so many Schrock™ Smart Solutions™ to choose from, you can select the right combination for your personal needs. After all, cabinet organization is more than storage — it's peace of mind.

- A SuperCabinet™
- B EZ-Org™ Modular Pull-out Racks
- C Wall Refrigerator Pull-out
- D Biometric Security Drawer
- E Wood Tiered Cutlery Divider Drawer
- F Base Container Pantry Pull-out
- G Base Utensil Pantry Pull-out
- H Base Corner Curved Pull-out
- I Base Pots and Pans Pull-out
- J Lazy Susan Pull-out
- K Base Roll Trays
- L Base with Roll-out Tray Divider
- M Utility Organizer Drop Zone



WOOD HOODS

A trend with staying power, wood hoods top many kitchen remodel must-have lists. Whether built-in to seamlessly integrate with cabinetry or designed to stand out as a showpiece, Schrock™ makes wood hoods for every kitchen.

- A Straight Batten Wood Hood
- B Canopy Square Wood Hood
- C Square Flat Panel Wood Hood
- D Classic Square Wood Hood
- E Linear Tapered Wood Hood
- F Simple Tapered Wood Hood
- G Shiplap Tapered Wood Hood
- H Tapered Wood Hood



DESIGNER TIP:
Don't settle for just any wood hood. Your designer can create a wood hood that perfectly complements your kitchen.

ACCESSORIES

Design is in the details which is why Schrock offers an endless array of options to make your kitchen uniquely yours. Don't overlook the power of the small elements in the overall look of your room. You'll find even more options online at schrock.com.

- A Floating Shelf
- B Finger Pull Hardware
- C Compact Drawer Outlet
- D Power Pod
- E Madeline Foot
- F Rain Glass Insert
- G Straight Angle Crown Moulding



Project Planner

Enjoy the journey by using Schrock's start-to-finish overview of designing your new room. As always, your designer is here to walk alongside you, offer guidance and help deliver your vision.



Schrock.com

Visit Schrock.com for more information and inspiration.

LOCK IN YOUR STYLE.

- Browse magazines and websites such as Houzz and Pinterest to select images that reflect your design style.
- Save your favorite door styles, finishes and organizational cabinets and specialty products on the Schrock website.

ASSESS AND DESIGN.

- Obtain accurate measurements for your new space.
- Meet with your kitchen designer to work on design options and layouts.
- Consider your other design components: flooring, countertop, backsplash, lighting, faucets, appliances, wall color, and hardware.
- Develop a budget for your new space.

PLACE YOUR CABINET ORDER.

- Secure an installer if your designer is not doing this for you.
- Use this time to prepare meals ahead of time and set up a temporary kitchen space if you are undergoing a remodel.
- Determine tasks to be completed before your cabinets arrive. Be sure to complete everything you need to complete, such as flooring installation, before your cabinets arrive.

ENJOY YOUR SPACE.

- Review the care and cleaning information. Discover how to touch up your cabinets.
- Learn how to make adjustments to your cabinet door hinges and drawer guides.
- Enjoy!

QUALITY CRAFTSMANSHIP

PROTECTION FOR YOUR INVESTMENT

No matter which series you choose, Schrock™ provides the best quality cabinet at every price point, all backed by a limited lifetime warranty from the #1 cabinetry manufacturer in the industry.



Part of the MasterBrand® Family

Schrock™ is a subsidiary of MasterBrand®, an industry leader that comprises a breadth of quality cabinet brands. Since 1926, the MasterBrand family has earned its reputation as one of America's top cabinetmakers, and Schrock has helped MasterBrand achieve this. Beautiful. Functional. Durable. These are the defining qualities of Schrock.

STANDARD CONSTRUCTION

This traditional cabinetry construction features a 1-1/2" wide face frame behind the door and drawer front. Regardless of the door style chosen, a portion of the frame will be visible when the doors and drawers are closed. Available on all Full Overlay and Partial Overlay door styles.

CABINET BOX

- Top and Bottom: 3/8" Thick furniture board
- Sides: 1/2" Thick furniture board
- Back: 3/8" Thick furniture board

CABINET EXTERIOR

- Sides: matching laminate*
- Wall cabinet top/bottom: Natural Maple laminate
- Back: unfinished

CABINET INTERIOR

Natural Maple laminate

DRAWERS

Four-sided, dovetailed, clear-coated hardwood with full extension, Smart Stop™

HINGES

Fully concealed, 6-way adjustable hinge with Smart Stop

I-BEAM BRACES

3/8" Thick furniture board

ADJUSTABLE SHELF

3/4" Thick furniture board with Natural Maple laminate and PVC edgebanding

TOEKICK

Unfinished furniture board; field-applied Toeboard required



ALL-PLYWOOD** CONSTRUCTION UPGRADE AVAILABLE

Ask your designer about construction upgrade options.

* Exteriors are laminate that match the color of the face frame, with the exception of Foxhall Green, Serious Gray and Cherry Storm.
** All-plywood components meet ANSI/HPVA HP-1 standards, and may contain MDF or particleboard.

Schrock™

Uniquely yours.™



entra™ series

Value Semi-Custom Cabinetry



trademark™ series

Semi-Custom Cabinetry



boutique™ series

Premium Semi-Custom Cabinetry

Styles, product availability and construction may vary slightly from those shown in this book due to material availability and/or design evolution. Specifications are subject to change without notice. Customer service is available if your design requires verification of product availability and specifications.

Product photography and illustrations have been reproduced as accurately as printing technologies permit. To ensure highest satisfaction, we strongly recommend you view an actual sample for best color, wood grain and finish representation.

Schrock™ has a Limited Lifetime Warranty.

For terms and conditions, please visit: www.schrock.com/warranty



**National Forest
Foundation**



**Part of the
MasterBrand®
Family**

schrock.com
#SchrockCabinets
© 2023 MasterBrand Cabinets LLC
All rights reserved.

EAST
1100329930
2023-08/WA/8M