



# Schrock™

*boutique series*

*Design Guide*



Shown here and on front cover: Francesca Maple Moonstone Paint, Belton Maple Flurry Paint and Onyx Aluminum Frame doors. Island and Floating Shelves: Belton Quartersawn Oak Boardwalk Stain



**DESIGNER TIP**

Add interest and elevate your design with Aluminum Frame Door Accents. See more styles on page 18.



# Welcome

to the Schrock™ Boutique™ Design Guide.

Full of tips and inspiration, this design guide is your go-to companion during the exciting and, yes, sometimes overwhelming process that is home remodel. Browse the styles and finishes, organizational “sanity helpers”, and attention-grabbing wood hoods, and be reassured by the designer notes along the way.

The beautiful portfolio of Schrock Boutique cabinetry will inspire your vision with bountiful color and stain options as well as finishing options to help make your design uniquely yours.

**Cheers to a beautiful home!**

*Your Schrock Designer*



## DESIGNER TIP

Look for the + symbol throughout for additional information and inspirational ideas.





# Schrock™

*uniquely yours.™*

## B BOUTIQUE™ SERIES

Schrock™ Cabinetry offers three series to meet a variety of design needs. The Schrock Boutique™ Series delivers more options to allow for an elevated and highly personalized design. With a full spectrum of finishing options, you and your designer will create a space that reflects your unique, personal style.

Also available from Schrock:

## E ENTRA™ SERIES

A great entryway into Schrock™ Cabinetry, the Entra™ Series offers all the essentials to create a beautiful design.

## T TRADEMARK™ SERIES

When your project calls for additional nuance - like storage, organizational features and additional touches that are uniquely you - step up to Trademark™ Series.

## inside

- 4 TAP INTO THE TRENDS
- 6 STYLE WITH STAYING POWER
- 20 JUST THE RIGHT FINISH
- 34 ORGANIZATIONAL OVERHAUL
- 36 WOOD HOODS THAT IMPRESS
- 40 QUALITY CRAFTSMANSHIP

## TAP INTO THE LATEST TRENDS



Shown: Francesca Maple Moonstone Paint, Belton Maple Flurry Paint and Onyx Aluminum Frame doors. Island and Floating Shelves: Belton Quartersawn Oak Boardwalk Stain

### ORGANIC, WARM, INVITING

Interior colors and finishes are trending warm and neutral, creating the welcoming, comfortable spaces that homeowners are seeking.\*



Pantry Walk-through Cabinet

## TOP 3 MOST REQUESTED FUNCTIONAL DESIGNS\*

- Customized Storage Solutions (like the biometric security drawer shown below)
- Multi-Functional Islands
- Open Configurations



Biometric Security Drawer



Wall Appliance Garage with Vertical-Lift Door

## AVOID REGRET\*\*...

Avoid disappointment by learning what other homeowners regret after a remodel.

- 33% wished they would have made their kitchen larger
- 26% wished they would have spent more on cabinets
- 25% wished they would have included a pantry
- 24% wished they would have included more storage and organization options

## MUST-HAVE FEATURES RESPOND TO SMALL-APPLIANCE TREND\*

Appliance garages, like the one shown to the left, are key in concealing steamers, air-fryers and slow-cooking appliances.

\* 2023/2024 MasterBrand Cabinetry Trends Report  
\*\* Source: RICKI - 2023 Remodelers 360





## READY, SET, STYLE.

Selecting a drawer and door style is a great place to get started. From a straight-forward Shaker to an intricately detailed design style, Schrock™ Boutique™ has what you need.

### THINGS TO CONSIDER WHEN SHOPPING STYLES:

Select the one that aligns with your vision.

Clean, smooth **slab drawer fronts.**



Detailed, **five-piece drawer fronts.**



**Full overlay** drawer and door fronts deliver seamless coverage of cabinet fronts.



**Inset** allows for each drawer and door to stand out on its own while being flush with the cabinet front.



**Finial Hinges** bring hardware to the forefront and add an extra touch of detail to the design.



Shown: Lorrina Inset Maple Maritime Paint

## OUTSIDE EDGE DOOR PROFILE OPTIONS

Every Boutique™ Series door style offers several outside edge profiles to tailor your look. Seemingly small details like this make a dramatic design impact in the final appearance of the door style. From simple and straight to traditionally detailed, confirm with your designer which options are available on your preferred styles.



PROFILE #1



PROFILE #4



PROFILE #7



PROFILE #10



PROFILE #12



PROFILE #17



PROFILE #18



## SELECTING A SPECIES

Cherry, maple, quartersawn oak and more. The wood species you choose will affect the way your chosen wood stain or paint reads on the wood color and grain. With so many combinations to choose from, your designer can help further guide.





Shown: Garrett Inset Maple Buckskin Stain,  
Island: Garrett Inset Maple Abyss Paint, Shelves: Maple Agreeable Gray

HIGHEST RANKED  
DESIGN ENHANCEMENTS:

48%  
Integrated  
Storage

38%  
Open Concept  
Kitchen

23%  
Multi-purpose  
Islands

\* 2023/2024 MasterBrand Cabinetry Trends Report



FULL OVERLAY DOOR STYLES

Species and finish offering differs in each Series.

- B

Boutique™ Series

T

Trademark™ Series

E

Entra™ Series
- C

Cherry
- D

MDF
- H

Rustic Hickory
- M

Maple

O

Oak

P

Painted Hardwood

Q

Quartersawn Oak

R

Rustic Alder

W

Walnut

L

Laminate

P

PureStyle™

Kirkwood  
5-Piece Drawer Front  
B C M Q R W



Kirkwood  
Slab Drawer Front  
B C M Q R W



Francesca  
5-Piece Drawer Front  
B C M Q R W  
T C M O  
E C M O P



Francesca  
Slab Drawer Front  
B C M Q R W  
T C M O  
E C M O P



Garrett  
5-Piece Drawer Front  
B C M Q R W  
T T M R



Garrett  
Slab Drawer Front  
B C M Q R W  
T T M R



Ingalis\*  
5-Piece Drawer Front  
B C M Q R W  
T C M O P P  
E C M O P P



Ingalis  
Slab Drawer Front  
B C M Q R W  
T C M O P P  
E C M O P P



Huxley  
5-Piece Drawer Front  
B C M Q R W  
T C H M O R



Huxley  
Slab Drawer Front  
B C M Q R W  
T C H M O R



Kayes  
5-Piece Drawer Front  
B C M Q R W  
T C M  
E C M P



Kayes  
Slab Drawer Front  
B C M Q R W  
T C M  
E C M P



Willet\*  
5-Piece Drawer Front  
B C M Q R W  
T C H M O  
E C M O P P



Willet  
Profiled Slab Drawer Front  
B C M Q R W  
T C H M O  
E C M O P



Denton  
5-Piece Drawer Front  
B C M Q R W  
T C D M



Denton  
Slab Drawer Front  
B C M Q R W  
T C D M

\*Ingalis and Willet PureStyle™ feature mitered door and drawer front construction.

FULL OVERLAY DOOR STYLES

Species and finish offering differs in each Series.

<b>B</b> Boutique™ Series	<b>C</b> Cherry	<b>O</b> Oak	<b>W</b> Walnut
<b>T</b> Trademark™ Series	<b>D</b> MDF	<b>P</b> Painted Hardwood	<b>L</b> Laminate
<b>E</b> Entra™ Series	<b>H</b> Rustic Hickory	<b>Q</b> Quartersawn Oak	<b>P</b> PureStyle™
	<b>M</b> Maple	<b>R</b> Rustic Alder	



**Benner**  
5-Piece Drawer Front

**B** **C** **M** **Q** **R** **W**  
**T** **M**  
**E** **M** **P**



**Benner**  
Slab Drawer Front

**B** **C** **M** **Q** **R** **W**  
**T** **M**  
**E** **M** **P**



**Kennedy**  
5-Piece Drawer Front

**B** **C** **M** **Q** **R** **W**  
**T** **C** **M**



**Kennedy**  
Slab Drawer Front

**B** **C** **M** **Q** **R** **W**  
**T** **C** **M**



**Lorrina**  
5-Piece Drawer Front

**B** **C** **M** **Q** **R** **W**



**Lorrina**  
Slab Drawer Front

**B** **C** **M** **Q** **R** **W**



**Shaydon\***  
5-Piece Flat Drawer Front

**B** **C** **M** **Q** **R** **W**



**Shaydon\***  
5-Piece Drawer Front

**B** **C** **M** **Q** **R** **W**



**Campbell**  
5-Piece Drawer Front

**B** **C** **M** **Q** **R** **W**  
**T** **C** **H** **M**



**Campbell**  
Slab Drawer Front

**B** **C** **M** **Q** **R** **W**  
**T** **C** **H** **M**



**Manning**  
5-Piece Drawer Front

**B** **C** **M** **Q** **R** **W**  
**T** **C** **H** **M** **O** **R**



**Manning**  
Slab Drawer Front

**B** **C** **M** **Q** **R** **W**  
**T** **C** **H** **M** **O** **R**



**Belton**  
5-Piece Drawer Front

**B** **C** **M** **Q** **R** **W**  
**T** **C** **M** **O**  
**E** **C** **M** **O** **P**



**Belton**  
Profiled Slab Drawer Front

**B** **C** **M** **Q** **R** **W**  
**T** **C** **M** **O**  
**E** **C** **M** **O** **P**



**Brantley**  
5-Piece Drawer Front

**B** **C** **M** **Q** **R** **W**  
**T** **C** **M**



**Prestley**  
Slab Drawer Front

**B** **C** **M** **Q** **W** **D**  
**T** **C** **M**

\* Shaydon also available with slab drawer front. See you designer for details.





Shown: Kirkwood Inset Beaded Maple Sterling White Paint  
Island: Quartersawn Oak Driftwood Specialty Finish



#### DESIGNER TIP

Choosing inset cabinets can provide a timeless touch to a kitchen, no matter when the house was constructed.



INSET DOOR STYLES

Species and finish offering differs in each Series.

<b>B</b> Boutique™ Series	<b>C</b> Cherry	<b>O</b> Oak	<b>W</b> Walnut
<b>T</b> Trademark™ Series	<b>D</b> MDF	<b>P</b> Painted Hardwood	<b>L</b> Laminate
<b>E</b> Entra™ Series	<b>H</b> Rustic Hickory	<b>Q</b> Quartersawn Oak	<b>P</b> PureStyle™
	<b>M</b> Maple	<b>R</b> Rustic Alder	



Kirkwood  
Inset\*  
Slab Drawer Front  
**B** **C** **M** **Q** **R** **W**



Kirkwood  
Beaded Inset\*  
Slab Drawer Front  
**B** **C** **M** **Q** **R** **W**



Garrett  
Inset\*  
Slab Drawer Front  
**B** **C** **M** **Q** **R** **W**



Garrett  
Beaded Inset\*  
Slab Drawer Front  
**B** **C** **M** **Q** **R** **W**



Ingalis  
Inset\*  
Slab Drawer Front  
**B** **C** **M** **Q** **R** **W**



Ingalis  
Beaded Inset\*  
Slab Drawer Front  
**B** **C** **M** **Q** **R** **W**



Lorrina  
Inset\*  
Slab Drawer Front  
**B** **C** **M** **Q** **R** **W**



Lorrina  
Beaded Inset\*  
Slab Drawer Front  
**B** **C** **M** **Q** **R** **W**



Shaydon  
Inset\*  
Slab Drawer Front  
**B** **C** **M** **Q** **R** **W**



Shaydon  
Beaded Inset\*  
Slab Drawer Front  
**B** **C** **M** **Q** **R** **W**



Manning  
Inset\*  
Slab Drawer Front  
**B** **C** **M** **Q** **R** **W**




Manning  
Beaded Inset\*  
Slab Drawer Front  
**B** **C** **M** **Q** **R** **W**



Belton  
Inset\*  
Slab Drawer Front  
**B** **C** **M** **Q** **R** **W**



Belton  
Beaded Inset\*  
Slab Drawer Front  
**B** **C** **M** **Q** **R** **W**



Prestley  
Inset  
Slab Drawer Front  
**B** **D**



Prestley  
Beaded Inset  
Slab Drawer Front  
**B** **D**





## ALUMINUM FRAME DOORS

Aluminum Frame Doors are yet another way to add interest to your design. Often chosen as doors for select wall cabinets, these options add character and design detail to the overall look. Selecting a see-through glass for the frame can create a showcase for your favorite pieces.

### FRAME STYLES



AF003



AF006



AF007



AF015



### DESIGNER TIP

Aluminum frame doors and their inserts are an accent with a style continuum that starts at understated and accelerates to standout. Team a darker frame with dark paints and stains for subtle style. For "look at me" impactful style, choose a frame that contrasts with your cabinet finish.

### FRAME FINISHES



Natural Aluminum



Brushed Stainless Steel



Graphite



Arctic Silver



Bronze Matte



Chalk



Onyx



Gold

### STANDARD GLASS INSERTS



Satin Glass



Clear Glass



Bronze Clear



Bronze Satin



Grey Satin



Grey Satin Mirror

### BACK PAINTED GLASS INSERTS



White Gloss



Bronze Gloss



Cream Gloss




Mist Gloss



Navy Gloss



Slate Gloss



White Matte



Bronze Matte



Cream Matte



Mist Matte



Navy Matte



Slate Matte



PAINTS

JUST THE RIGHT FINISH.

Year after year, white wins the popular vote in kitchen cabinet paint finish choice, and it may be the winning choice for you.

If that's the case, the real question is which white. After all, white isn't white. There are many shades and tints of white to choose from with Diamond. Work with your designer to find your right white.



Shown: Garrett Oak Coconut Paint



Shown: Kirkwood Inset Beaded Maple Sterling White Paint



Shown: Francesca Maple Moonstone Paint  
Shelves: Quartersawn Oak Boardwalk Stain



Shown: Garrett Inset Beaded Maple Abyss Paint



DESIGNER TIP

Deep blues, rich charcoal, and dark greens can add a sense of drama and depth. When paired with proper lighting and contrasting elements, these hues create a sense of elegance that's perfect for upscale kitchens.



Shown: Lorina Inset Maple Maritime Paint

BETTER TOGETHER.

These are some of our favorite finish combinations to inspire you!



Icy Avalanche & Abyss Paint



Marcona Paint & Seaside Paint



Flurry Paint & Boardwalk Stain



PAINTS

Available on Maple, MDF and Quartersawn Oak. See designer for exclusions.

					
Brightest White	Sterling White	White	Steam	Icy Avalanche	Agreeable Gray
					
Westhighland White	Coconut	Marcona			
					
Fleeting Green	Sea Salt	Sawgrass	Coastal Plain	Retreat	Emma
					
North Star	Interesting Aqua	Seaside	Abyss	Foxhall Green	Forest Floor
					
Serious Gray	Distance	Maritime	Naval		
					
Flurry	Mindful Gray	Cloud	Juniper Berry	Moonstone	Peppercorn
					
Black	Rosewood				

\*When Maple painted finishes (Paints, Sherwin-Williams or Brushed Technique) are specified, the center panels of the selected style may be constructed of Medium Density Fiberboard (MDF). MDF provides a smoother finish when painted, and is more resistant to warping, expansion, and contraction.




Shown: Garrett Maple Abyss Paint, Boutique™ Series

SHERWIN-WILLIAMS®

LIMITLESS COLOR

With more than 2000 paint colors available from the Sherwin-Williams color palette to enhance your Maple, MDF or Quartersawn Oak door style, you'll be sure to find a color that is beyond ordinary. Layer a Penned Glaze or Brushed Finish for a true artistic interpretation. Please see your designer for details and exclusions.



DESIGNER TIP

In both bathrooms and kitchens, consider using colors that provide a pleasing contrast with the overall color scheme. Dark cabinets can add depth to a light-themed room, while light cabinets can balance out darker tones in the space.



# PENPED GLAZES FOR PAINTS\*

Glazes are another way to make your design uniquely yours and add character and depth to your cabinet design. Choose Penned Glaze for a concentrated glaze detail in the crevices of the cabinet drawer and door fronts.



Shown: Shaydon Maple Coconut with Meringue Penned Glaze and Smoked Caviar Penned Glaze, Boutique™ Series

Shown on Maple Coconut, available on most paints. Available on species as indicated. See your designer for exclusions.



Meringue  
B D M




Nougat  
B D M



Toasted Almond  
B D M  
T D M



Amaretto Crème  
B D M  
T D M  
E P



Greystone  
B D M  
T D M  
E P



Smoked Caviar  
B D M

# BRUSHED FINISHES FOR PAINTS\*

Schrock™ Boutique™ offers three hand-applied, luxuriously translucent finishes to layer over any Maple or MDF paint. Choose to pair these brushed finishes with paints from our Boutique collection or the full Sherwin-Williams® palette for a personalized look that accentuates the fine craftsmanship found in every Boutique cabinet.

Shown on Maple Coconut, available on most paints. Available on species as indicated. See your designer for exclusions.



Lakeshore  
B D M



Nightfall  
B D M



Timber  
B D M

Species and finish offering differs in each Series.

<b>B</b> Boutique™ Series	<b>C</b> Cherry	<b>O</b> Oak	<b>W</b> Walnut
<b>T</b> Trademark™ Series	<b>D</b> MDF	<b>P</b> Painted Hardwood	<b>L</b> Laminate
<b>E</b> Entra™ Series	<b>H</b> Rustic Hickory	<b>Q</b> Quartersawn Oak	<b>P</b> PureStyle™
	<b>M</b> Maple	<b>R</b> Rustic Alder	



Shown: Ingalis Maple Coconut Nightfall, Boutique™ Series

\*When Maple painted finishes (Paints, Sherwin-Williams or Brushed Technique) are specified, the center panels of the selected style may be constructed of Medium Density Fiberboard (MDF). MDF provides a smoother finish when painted, and is more resistant to warping, expansion, and contraction.



STAINS

JUST THE RIGHT FINISH.

Kitchen and bath cabinets are largely about the finish. A stain-finished cabinet can add extra texture and character to a design. Stain affords an opportunity to spotlight the selected wood species by showcasing the grain and other features of that wood. Stained cabinets also tend to be easier to touch up over time which can make them a good choice for heavily used rooms in the home.



Shown: Garrett Inset Maple Buckskin Stain  
Shelves: Agreeable Gray Paint



Shown: Shaydon Maple Morel Stain



Shown: Francesca Maple Moonstone Paint  
Shelves: Quartersawn Oak Boardwalk Stain



DESIGNER TIP

When choosing a lighter stain, be aware that it will show more of a wood species' character than a darker stain. If that's not your design objective, consider a wood species with a more subtle grain or fewer variations, or choose a darker stain that will mask some of the wood's distinctive features.




Shown: Kirkwood Inset Beaded Maple Sterling White Paint  
Island: Quartersawn Oak Driftwood Specialty Finish


MIX AND MATCH.

Cabinet color mixing is trending. Most commonly, homeowners are choosing a contrasting island color but there are options beyond that. One of these options is to use a unique finish for a specific section of cabinetry to allow it to stand out. Consider this for a coffee station or pantry portion of your kitchen.


Here are some of our favorite paint and stain pairings.



Retreat Paint & Kanga Stain



Black Paint Morel Stain




Cloud Paint & Stout Stain




STAINS

Available on species as indicated. See designer for exclusions.




Natural

**B** C M R Q W  
**T** C H M O R  
**E** M O




Sahara

**B** C M R Q W  
**T** C H M O R  
**E** C M O




Sandpiper

**B** C M R Q W




Single Malt

**B** C M R Q W




Cattail

**B** C M R Q W  
**T** C H M O R




Buckskin

**B** C M R Q W  
**T** C H M O R  
**E** C M O




Morel

**B** C M R Q W  
**T** C H M O R  
**E** C M O




Boardwalk

**B** C M R Q  
**T** C H M O R




Kanga

**B** C M R Q W  
**T** C H M O R  
**E** C M O




Mustang

**B** C R W




Seal

**B** C R Q W  
**T** C H M O R




Colt

**B** C M R Q W  
**T** C H M O R  
**E** C M O




Boulder

**B** C M R Q W




Titanium

**B** C M R Q W  
**T** C H M O R  
**E** C M O




Thatch

**B** C M R Q W  
**T** C H M O R  
**E** C M O




Havana

**B** C M R Q W




Tundra

**B** C M R Q W  
**T** C H M O R




Rodeo

**B** C M R Q W



Chocolate

**B** C M R Q W  
**T** C M O R  
**E** C M O



Stout

**B** C M R Q W

FLOODED GLAZE FOR STAINS

In the flooded glaze process, the glaze material is sprayed onto the entire cabinet door or drawer surface and is then hand wiped to leave a light glaze residue on flat areas and a heavier amount in the nooks and low areas.

Shown on Cherry. Available on species as indicated. See your designer for exclusions.



Natural  
Toasted Almond

**B** C M R W

PENNEd GLAZES FOR STAINS

In the penned glaze process, the glaze material is hand-applied only to the highlight areas bringing focus to the door and drawer profile details.

Shown on Cherry. Available on species as indicated. See your designer for exclusions.



Natural  
Toasted Almond

**B** C M R W



Natural  
Amaretto Crème

**B** C M R W

Species and finish offering differs in each Series.

<b>B</b> Boutique™ Series	<b>C</b> Cherry	<b>O</b> Oak	<b>W</b> Walnut
<b>T</b> Trademark™ Series	<b>D</b> MDF	<b>P</b> Painted Hardwood	<b>L</b> Laminate
<b>E</b> Entra™ Series	<b>H</b> Rustic Hickory	<b>Q</b> Quartersawn Oak	<b>P</b> PureStyle™
	<b>M</b> Maple	<b>R</b> Rustic Alder	



Shown: Kennedy Maple Natural Toasted Almond Flooded Glaze, Boutique™ Series





SPECIALTY FINISHES

Our Specialty Finishes were created to enhance the innate appeal of wood grain. The palette offers hues from soft Sparrow to bold Armor. Each is distinct on its own, and complementary to other stains and paints.



Shown: Prestley Quartersawn Oak Worn Beachglass, Boutique™ Series



Shown: Shaydon Cherry Dunes, Boutique™ Series

Available on species as indicated. See your designer for exclusions.




Dunes  
B C R Q W



Sparrow  
B C R Q W



Driftwood  
B C M R Q W



Thicket  
B C R Q W



Armor  
B C M W



Balsamic Ombre  
B C R W



Worn Black  
B M



Worn Beachglass  
B M Q

STAINS WITH CERUSE FINISHES

Adding depth and dimension to stained wood, ceruse finishing mutes the original color of the wood while emphasizing the texture of the grain and delivering a matte sheen look.

Available on species as indicated. See your designer for exclusions.




Buckskin Brindle  
B Q W



Morel Brindle  
B Q W



Seal Brindle  
B Q W



Buckskin Roan  
B Q W



Morel Roan  
B Q W



Seal Roan  
B Q W



DESIGNER TIP

Cerusing wood is a centuries-old technique used to add interest to wood finish. Especially popular during the Art Deco era, cerusing has regained popularity by offering low-key sophistication to an array of styles, from old world charm to modern farmhouse to classic traditional and beyond.

Species and finish offering differs in each Series.

<b>B</b> Boutique™ Series	<b>C</b> Cherry	<b>O</b> Oak	<b>W</b> Walnut
<b>T</b> Trademark™ Series	<b>D</b> MDF	<b>P</b> Painted Hardwood	<b>L</b> Laminate
<b>E</b> Entra™ Series	<b>H</b> Rustic Hickory	<b>Q</b> Quartersawn Oak	<b>P</b> PureStyle™
	<b>M</b> Maple	<b>R</b> Rustic Alder	



SHEEN



AGING TECHNIQUES

TIMEWORN

This light distressing technique features random wormholes, tiny dents and light signs of wear to mimic the appearance of imperfections similar to those found on antiques.

EXTRA TIMEWORN

This more aggressive technique includes random rasped corners and edges, wormholes, mars, splits, gouges, small dings and dents for an authentically worn look.



Shown: Shaydon Extra Timeworn Maple Morel Stain



MATTE SHEEN

(Top portion of door)  
Our low sheen top coat is less reflective and absorbs more light, resulting in a softer, more muted look. Available on all stains, glazed stains, paints and glazed paints.

SATIN SHEEN

(Lower portion of door)  
Our timeless original top coat features a moderate sheen which is reflective without being too glossy. Available on all stains, glazed stains, paints and glazed paints.



Shown: Shaydon Extra Hewn Maple Interesting Aqua Paint



DESIGNER TIP

With so many options to choose - paint, stain, glaze, sheen and aging techniques - decision-making can feel overwhelming. Know that you are in good hands - your designer will help you select the best options for your desired look.

HEWN

This subtle technique mimics finish wear that naturally develops over time, and features a continuous but light sand-through along the sharp profiles to highlight the distinctive details of each door and drawer front. Sand-through may vary in thickness around the perimeter of a single door and throughout the kitchen.

EXTRA HEWN

This more aggressive technique features burnished sand-through on corners and raised profiles along with sanding on sharp profiles to expose underlying wood. Unlike Vintage, Vintage Plus is a random sand-through technique varying the number of corners and raised profiles receiving burnished sand-through and the sanding of sharp profiles. As with normal aging, the worn edges will vary within individual doors and throughout the entire room.

Shown: Shaydon Maple Maritime Paint, Maple North Star Paint, Cherry Boulder Stain and Cherry Seal Stain



# ORGANIZATIONAL OVERHAUL

Who couldn't use a little help keeping life better organized? Tucked inside Schrock™ cabinets are a multitude of organizational options just waiting to tidy your Tupperware® and make sense of your mess. With so many Schrock™ Smart Solutions™ to choose from, you can select the right combination for your personal needs. After all, cabinet organization is more than storage — it's peace of mind.

- A** SuperCabinet™
- B** Base Pantry Pull Out
- C** Base Utensil Knife Block Pull-out
- D** Base Tray Divider Pantry Pull-out
- E** Security Drawer
- F** Wood Tiered K-Cup™ Drawer\*
- G** Refrigerator Pull-out
- H** Base Corner Arched Pull-out
- I** Sink Base SuperCabinet™
- J** Super Lazy Susan with Chrome Rail
- K** Base with Food Storage Container Organizer
- L** Utility Roll Trays

\*K-Cup is a registered trademark of Keurig Green Mountain, Inc.





# WOOD HOODS

A trend with staying power, wood hoods top many kitchen remodel must-have lists. Whether built-in to seamlessly integrate with cabinetry or designed to stand out as a showpiece, Schrock™ Boutique™ makes wood hoods for every kitchen.

- A Straight Batten Wood Hood
- B Canopy Square Wood Hood
- C Nantucket Straight Wood Hood
- D Square Flat Panel Wood Hood
- E Linear Wood Hood
- F Simple Tapered Wood Hood
- G Shiplap Tapered Wood Hood
- H Tapered Wood Hood



## DESIGNER TIP

Create a focal point with a customized wood hood that perfectly matches your cabinets or intentionally contrasts. The possibilities are endless!



# ACCESSORIES

Design is in the details which is why Schrock™ Boutique™ offers an endless array of options to make your kitchen uniquely yours. Don't underestimate the power of the small elements in the overall look of your room. You'll find even more options online at [schrock.com](http://schrock.com).

- A Industrial Brackets
- B Starter and Tall Crown Moulding
- C Craftsman Corbel
- D Pedestal Foot Corner
- E Base Shoe Moulding
- F Acanthus Foot
- G Square Leg with Sleeve



Project Planner

## Enjoy the journey

by using Schrock's start-to-finish overview of designing your new room. As always, your designer is here to walk alongside you, offer guidance and help deliver your vision.



Schrock.com

## Visit Schrock.com

for more information and inspiration.

### LOCK IN YOUR STYLE.

- Browse magazines and websites such as Houzz and Pinterest to select images that reflect your design style.
- Save your favorite door styles, finishes and organizational cabinets and specialty products on the Schrock website.

### ASSESS AND DESIGN.

- Obtain accurate measurements for your new space.
- Meet with your kitchen designer to work on design options and layouts.
- Consider your other design components: flooring, countertop, backsplash, lighting, faucets, appliances, wall color, and hardware.
- Develop a budget for your new space.

### PLACE YOUR CABINET ORDER.

- Secure an installer if your designer is not doing this for you.
- Use this time to prepare meals ahead of time and set up a temporary kitchen space if you are undergoing a remodel.
- Determine tasks to be completed before your cabinets arrive. Be sure to complete everything you need to complete, such as flooring installation, before your cabinets arrive.

### ENJOY YOUR SPACE.

- Review the care and cleaning information. Discover how to touch up your cabinets.
- Learn how to make adjustments to your cabinet door hinges and drawer guides.
- Enjoy!



QUALITY CRAFTSMANSHIP

PROTECTION FOR YOUR INVESTMENT

No matter which series you choose, Schrock™ provides the best quality cabinet at every price point, all backed by a limited lifetime warranty from the #1 cabinetry manufacturer in the industry.



Part of the MasterBrand® Family

Schrock™ is a subsidiary of MasterBrand®, an industry leader that comprises a breadth of quality cabinet brands. Since 1926, the MasterBrand family has earned its reputation as one of America's top cabinetmakers, and Schrock has helped MasterBrand achieve this. Beautiful. Functional. Durable. These are the defining qualities of Schrock.

ALL-PLYWOOD\* CONSTRUCTION

This traditional cabinetry construction features a 1-1/2" wide face frame behind the door and drawer front. Regardless of the door style chosen, a portion of the frame will be visible when the doors and drawers are closed. Available on all Full Overlay and Inset door styles.

CABINET BOX

- Top and Bottom: 3/8" Thick plywood
- Sides: 1/2" Thick plywood
- Back: 3/8" Thick plywood

CABINET EXTERIOR

- Sides: 1/2" thick unfinished veneer plywood with Natural Maple laminate interior
- Wall cabinet top/bottom: Natural Maple laminate
- Back: unfinished

CABINET INTERIOR

Natural Maple laminate

DRAWERS

- Four-sided, dovetailed, clear-coated with full extension, soft-close
- Sides: hardwood
  - Bottoms: 1/4" Thick plywood with Natural Maple laminate

HINGES

Fully concealed, 6-way adjustable hinge with soft-close.

I-BEAM BRACES

3/8" Thick plywood

ADJUSTABLE SHELF

3/4" Thick plywood with Natural Maple laminate and PVC edgebanding

TOEKICK

Unfinished plywood; field-applied Toeboard required

\* All-plywood components meet ANSI/HPVA HP-1 standards, and may contain MDF or particleboard.





# Schrock™

*Uniquely yours.™*



*entra™ series*

Value Semi-Custom Cabinetry



*trademark™ series*

Semi-Custom Cabinetry



*boutique™ series*

Premium Semi-Custom Cabinetry

Share your design with us by tagging us  
on social with #SchrockCabinets.



Styles, product availability and construction may vary slightly from those shown in this book due to material availability and/or design evolution. Specifications are subject to change without notice. Customer service is available if your design requires verification of product availability and specifications.

Product photography and illustrations have been reproduced as accurately as printing technologies permit. To ensure highest satisfaction, we strongly recommend you view an actual sample for best color, wood grain and finish representation.

**Schrock™ has a Limited Lifetime Warranty.**

For terms and conditions, please visit: [www.schrock.com/warranty](http://www.schrock.com/warranty)



**National Forest  
Foundation**



**Part of the  
MasterBrand®  
Family**

**schrock.com**  
#SchrockCabinets  
© 2023 MasterBrand Cabinets LLC  
All rights reserved.

1100419930  
2023-10/WA/1.68M